



HOKIES

2023 Virginia Tech Softball Game Notes

Game Info

May 19-21
2023 Athens Regional
Athens, Ga.

Where to Watch



Schedule

FEBRUARY

9	vs. East Carolina#	Wilmington, N.C.	W, 8-0 (5)
9	at UNCW#	Wilmington, N.C.	W, 5-1
10	at UNCW#	Wilmington, N.C.	W, 6-0
10	vs. East Carolina	Wilmington, N.C.	W, 4-2
11	vs. Purdue Fort Wayne#	Wilmington, N.C.	W, 9-0 (5)
17	vs. Oklahoma State\$	Clearwater, Fla.	L, 10-9
17	vs. Nebraska\$	Clearwater, Fla.	W, 6-4
18	vs. UCLA\$	Clearwater, Fla.	L, 8-4
18	vs. Arizona\$	Clearwater, Fla.	L, 6-2
19	vs. USF\$	Clearwater, Fla.	W, 4-1
24	vs. Abilene Christian%	Austin, Texas	W, 11-0 (5)
24	at Texas%	Austin, Texas	W, 6-5 (8)
25	vs. Texas Southern%	Austin, Texas	W, 8-0 (5)
25	at Texas%	Austin, Texas	L, 8-2
26	vs. Abilene Christian	Austin, Texas	W, 4-1

MARCH

3	N.C. STATE*	Blacksburg, Va.	W, 7-0
4	N.C. STATE*	Blacksburg, Va.	W, 7-3
5	N.C. STATE*	Blacksburg, Va.	W, 10-1 (6)
7	MOUNT ST. MARY'S (DH)	Blacksburg, Va.	W, 6-5 & 10-2 (5)
8	at Gardner-Webb	Boiling Springs, N.C.	W, 15-3 (5)
10	at North Carolina*	Chapel Hill, N.C.	W, 4-1
11	at North Carolina (DH)*	Chapel Hill, N.C.	L 4-0, W 3-1
15	at App State	Boone, N.C.	Canceled.
18	at Georgia Tech*	Atlanta, Ga.	W, 7-4
18	at Georgia Tech*	Atlanta, Ga.	W, 8-2
19	at Georgia Tech*	Atlanta, Ga.	W, 5-1
22	CHARLOTTE	Blacksburg, Va.	L, 3-2
24	CHATTANOOGA	Blacksburg, Va.	W, 12-7
25	CHATTANOOGA (DH)	Blacksburg, Va.	W, 4-1 & 9-5
28	LIBERTY	Blacksburg, Va.	W, 9-5

APRIL

1	DUKE*	Blacksburg, Va.	L, 7-1
2	DUKE*	Blacksburg, Va.	L, 5-1
2	DUKE*	Blacksburg, Va.	W, 13-9
4	LONGWOOD (DH)	Blacksburg, Va.	W, 10-2, W, 11-1
6	at Virginia*	Charlottesville, Va.	W, 9-8 (8)
7	at Virginia*	Charlottesville, Va.	L, 6-5 (8)
8	at Virginia*	Charlottesville, Va.	W, 7-0
11	TENNESSEE	Blacksburg, Va.	L, 11-0 (5)
14	at Notre Dame*	South Bend, Ind.	L, 6-1
15	at Notre Dame*	South Bend, Ind.	W, 8-7
15	at Notre Dame*	South Bend, Ind.	L, 11-3 (5)
18	RADFORD	Blacksburg, Va.	W, 12-1 (5)
20	FLORIDA STATE*	Blacksburg, Va.	L, 4-1
21	FLORIDA STATE*	Blacksburg, Va.	L, 6-3
22	FLORIDA STATE*	Blacksburg, Va.	L, 16-7 (5)
25	at Marshall	Huntington, W.Va.	L, 2-1
28	CLEMSON*	Blacksburg, Va.	W, 5-4
29	CLEMSON*	Blacksburg, Va.	W, 3-1
30	CLEMSON*	Blacksburg, Va.	L, 5-4

MAY

3	at Liberty	Lynchburg, Va.	W, 7-5
11	Louisville	South Bend, Ind.	W, 10-8
12	Florida State	South Bend, Ind.	L, 9-1 (6)
19	Boston U.	Athens, Ga.	2PM

CAPS = HOME | AT = ROAD | VS. = NEUTRAL SITE | * = ACC CONFERENCE GAME | DH = DOUBLEHEADER
UNCW TOURNAMENT | \$ TAXACT CLEARWATER INVITATIONAL | % LONE STAR STATE INVITATIONAL | POSTSEASON

RANKINGS = USA TODAY/NFCA COACHES' POLL / ESPN.COM/USA SOFTBALL POLL

VIRGINIA TECH CONTACT

Bree Williams
Assistant Director, Strategic Communications
Phone: (513) 594-2278
Email: bwilliams17@vt.edu



@HokiesSoftball



@HokiesSoftball

INFORMATION

No. 24/23 Virginia Tech



Hokies

Record.....37-18
Streak.....L1
Head Coach.....Pete D'Amour
Record at Tech (Years).....188-58 (5th)

No. 25/RV Boston U.



Terriers

Record.....51-8
Streak.....W3
Head Coach.....Ashley Waters
Record at Boston U. (Years).....270-128 (8th)

NUMBERS TO KNOW

97

The Hokies have hit 97 home runs on the season which ties the program record for most home runs hit in a season. The last time Tech hit 97 home runs was in 2019, in Coach D'Amour's first season at the helm. Bre Peck leads the Hokies with 16.

4

The 2023 Athens Regional marks the fourth straight NCAA postseason appearance for the Hokies, making the tournament every year under Pete D'Amour. The Hokies have advanced to two straight Super Regionals as well (2021 and 2022).

BOSTON U. SERIES HISTORY


Boston U. Series.....VT leads 3-0
Last Five.....VT leads 3-0
Neutral Site.....VT leads 3-0
First Meeting....VT W, 4-3 (8 Inn.), 2000 (Tampa, Fla.)
Last Meeting.....VT W, 3-1, 2010 (Clearwater, Fla.)

PLAYERS TO WATCH



Cameron Fagan has come up clutch for the Hokies as of late, hitting the walk-off home run against Clemson in game one, as well as hitting a three-run home run to take the lead over Louisville in the ACC Tournament.

Addy Greene has three home runs in her last 17 plate appearances, adding six hits, including the three home runs and a double. Over her last five games, she has a .882 slugging percentage and three RBI with a team-high 15 TB



LAST TIME OUT

The Hokies advanced to the semifinals of the 2023 ACC Championship for the third straight season, defeating Louisville 10-8 in the quarterfinals
The Hokies hit four home runs against Louisville and were paced by sophomore Bre Peck, who went 2-for-4 on the day with a double, a home run and two RBI. Junior Cameron Fagan added a home run and three RBI.
Emma Lemley (20-10) got the win. The right-hander went 5.2 innings, giving up six runs and striking out six. Lyndsey Grein came on in relief with two outs in the sixth, giving up two runs and striking out one to close out the win.
Tech fell to No. 3 Florida State in the semifinals 9-1 (6 inn.). Addy Greene hit her second home run of the tournament and 14th of the season in the loss.

PROBABLE LINEUP

#	Name	BA	H	R	RBI	HR
21	Kelsey Brown (LF)	.409	38	22	6	0
97	Cameron Fagan (2B)	.333	56	35	39	11
6	Addy Greene (RF)	.299	46	37	31	14
90	Emma Ritter (DP)	.358	62	45	39	12
2	Jayne Bailey (1B)	.329	53	36	39	12
88	Bre Peck (CF)	.319	46	40	42	16
8	Kelsey Bennett (3B)	.246	33	13	28	8
44	Rachel Castine (SS)	.241	14	6	15	2
11	Kylie Aldridge (C)	.208	16	16	12	5
		ERA	IP	K	BB	W-L
27	Emma Lemley (P)	3.49	198.2	268	45	20-10



NFCA Week 13 Top 25 Poll

May 16 | *Opponents in italics*

Team (1st place votes)	Record	Points	Last
1 Oklahoma (32)	51-1	800	1
2 UCLA	52-5	755	2
3 Florida State	50-8	742	3
4 Tennessee	44-8	710	4
5 Duke	45-10	650	6
6 Washington	38-12	631	5
7 Stanford	40-13	605	7
8 Texas	42-13-1	544	10
9 Oklahoma State	41-14	525	8
10 Clemson	46-9	513	9
11 LSU	40-15	461	11
12 Alabama	40-18	441	14
13 Arkansas	38-17	420	12
14 Georgia	39-13	394	13
15 Northwestern	38-11	317	19
16 Auburn	40-17	299	16
17 Utah	37-13	290	21
18 Baylor	39-16	278	15
19 Oregon	35-15	243	17
20 Florida	36-20	204	18
21 Wichita State	43-10	142	20
22 Kentucky	30-20-1	111	22
23 Central Arkansas	44-10	104	24
24 Virginia Tech	37-18	90	23
25 Boston University	51-8	48	25

Receiving Votes: South Carolina (27), Louisiana (24), Marshall (19), Texas A&M (12), Prairie View A&M (1).

GENERAL INFORMATION

University Name Virginia Tech
 Location Blacksburg, Va.
 Founded 1872
 Enrollment 37,000
 President.....Dr. Timothy Sands
 Director of Athletics.....Whit Babcock
 Nickname.....Hokies
 Mascot.....Hokie Bird
 Colors..... Chicago Maroon and Burnt Orange
 Affiliation..... NCAA Division I
 Conference.....Atlantic Coast
 Home Field.....Tech Softball Park (TSP)
 Capacity 1,024

INFORMATION

2022 Record..... 46-10
 2022 Conference Record / Finish.....21-2 / 1st in ACC
 Starters Returning / Lost..... 8 / 3
 Newcomers..... 8

STAFF

Head Coach (Alma Mater) Pete D'Amour (Missouri)
 Virginia Tech Record / Years 151-40 / Fifth season
 Overall Record / Years 230-77 / Seventh season
 Assistant Coach Doug Gillis (Northwood)
 Assistant Coach Mike Lewis (Missouri-Kansas City)
 Student Assistant Coach..... Mackenzie Lawter (Virginia Tech '22)
 Director of Operations..... Bill Old (Randolph-Macon)
 Athletic Trainer Kristen Matthis (Pitt, UCF)
 Strength & Conditioning Kelly Murphy (Cornell, Columbia)

USA Softball Week 14 Top 25 Poll

May 16 | *Opponents in italics*

Team (1st place votes)	Record	Points	Last
1 Oklahoma (25)	51-1	625	1
2 UCLA	52-5	589	2
3 Florida State	50-8	579	3
4 Tennessee	44-8	557	4
5 Washington	38-12	497	5
6 Stanford	40-13	491	6
7 Duke	45-10	463	9
8 Texas	42-13-1	441	7
9 Oklahoma State	41-14	393	8
10 Clemson	46-9	369	10
11 Alabama	40-18	357	13
12 Georgia	39-13	354	11
13 Arkansas	38-17	342	12
14 Utah	37-13	306	17
15 LSU	40-15	290	14
16 Northwestern	38-11	249	19
17 Auburn	40-17	239	15
18 Baylor	39-16	220	16
19 Oregon	39-16	188	18
20 Florida	36-20	118	21
21 Wichita State	43-10	105	20
22 Louisiana	46-13	94	24
23 Virginia Tech	37-18	79	22
24 Central Arkansas	44-10	66	25
25 Texas A&M	33-19	45	23

Receiving Votes: South Carolina (30), Kentucky (15), Louisville (8), UCF (7), Minnesota (5), Arizona (1), Boston U. (1) California (1).

ROSTER

No.	Name	Yr.	B/T	Pos.	Ht.	Hometown	High School / Previous School
2	Jayme Bailey	Sr.	R/R	UT	5-5	Scott Depot, W.Va.	Hurricane
5	Jenna Pearson	R-So.	R/R	UT	5-8	North Stafford, Va.	North Stafford
6	Addy Greene	Jr.	L/R	OF	5-9	Suffolk, Va.	Nansemond-Suffolk Academy
7	Teagan Thrunk	Fr.	R/R	IF	5-8	Point Pleasant, N.J.	Point Pleasant Borough
8	Kelsey Bennett	Sr.	R/R	IF	5-5	Buford, Ga.	Buford
10	Megan Furr	Fr.	L/L	OF	5-7	Centreville, Va.	Westfield
11	Kylie Aldridge	Fr.	L/R	C	5-11	Fayetteville, N.C.	Gray's Creek
12	Shanan Hester	Gr.	R/R	UT	5-6	Wendell, N.C.	Roanoke College / Corinth Holders
13	Payton List	Fr.	R/R	P	5-11	Beaver, Pa.	Beaver Area
14	Emma Jackson	Fr.	R/R	OF	5-8	Chincoteague, Va.	Chincoteague
15	Emma Yates	Jr.	R/R	C	5-6	Fairfax Station, Va.	South County
16	Meredith Slaw	Sr.	L/R	IF	5-11	Warsaw, Va.	Rappahannock
17	Molly Jacobson	R-So.	R/R	P	6-0	Waukee, Iowa	Waukee
18	Lyndsey Grein	Fr.	R/R	P	5-7	Mokena, Ill.	Lincoln-Way Central
19	Madison Hanson	Jr.	R/R	IF	5-11	Smithfield, Va.	Isle of Wight Academy
20	Trinity Martin	Fr.	L/R	OF	5-8	Nathalie, Va.	Halifax County
21	Kelsey Brown	Sr.	L/R	OF	5-6	Haymarket, Va.	Battlefield / JMU
22	Maija Louko	Jr.	R/R	IF	5-7	Reston, Va.	South Lakes
24	Morgan Overaitis	Sr.	L/R	OF	5-4	Canton, Mich.	Salem / Michigan
27	Emma Lemley	So.	R/R	P	5-6	Forest, Va.	Jefferson Forest
28	Grace Chavez	Sr.	R/R	C	5-9	Las Vegas, Nev.	West Career & Technical Academy
44	Rachel Castine	So.	R/R	UT	5-9	Chesapeake, Va.	Greenbrier Christian Academy
88	Bre Peck	So.	R/R	UT	5-10	Royersford, Pa.	Spring-Ford
90	Emma Ritter	Jr.	R/R	OF	5-9	Perryville, Md.	John Carroll
97	Cameron Fagan	Jr.	L/R	IF	5-8	Dunnellon, Fla.	Dunnellon





2023 Regular Season ACC Standings

Team	Overall	ACC	Pct.
Florida State	50-8	22-2	.917
Duke	45-9	19-5	.792
Clemson	46-9	18-6	.750
Louisville	33-18	16-7	.696
Virginia Tech	37-18	14-10	.583
North Carolina	26-28	13-10	.565
Notre Dame	29-17-1	11-12-1	.479
Virginia	30-22	8-16	.333
Syracuse	19-25-1	7-15-1	.326
Georgia Tech	26-27	7-17	.292
Pitt	24-25	6-17	.261
Boston College	24-28	6-18	.250
NC State	18-35	6-18	.250

2023 All-ACC Team

FIRST TEAM

C – Sarah Gordon, Louisville, Fr., C
 INF – Ana Gold, Duke, So., 3B
 INF – Abby Settlemire, North Carolina, Sr., 2B
 INF – Karina Gaskins, Notre Dame, Jr., 1B
 INF – Joley Mitchell, Notre Dame, Sr., 3B
 OF – D'Auna Jennings, Duke, Fr., OF
 OF – Jahni Kerr, Florida State, So., OF
 OF – Korbe Otis, Louisville, So., OF
 P – Valerie Cagle, Clemson, Jr., P
 P – Cassidy Curd, Duke, Fr., P
 P – Kathryn Sandercock, Florida State, Sr., P
 At-Large – Deja Davis, Duke, Gr., DP
 At-Large – Aminah Vega, Duke, Fr., 2B
 At-Large – Taylor Roby, Louisville, Gr., DP
 At-Large – Yvonne Whaley, Pitt, Sr., SS

SECOND TEAM

Gisele Tapia, Duke, Sr., 1B
 Jala Wright, Duke, Jr., P
 Michaela Edenfield, Florida State, So., C
 Devyn Flaherty, Florida State, Jr., 2B
 Kaley Mudge, Florida State, Jr., OF
 Makenna Reid, Florida State, Fr., P
 Emma Kauf, Georgia Tech, Sr., C
 Daisy Hess, Louisville, Sr., SS
 Lilli Backes, North Carolina, So., P
 Alex Brown, North Carolina, So., SS
 Lexi Orozco, Notre Dame, Gr., DP
Kelsey Brown, Virginia Tech, Gr., OF
Emma Lemley, Virginia Tech, So., P
Bre Peck, Virginia Tech, So., DP
Emma Ritter, Virginia Tech, Jr., OF

THIRD TEAM

Caroline Jacobsen, Clemson, Gr., OF
 Alia Logoleo, Clemson, Jr., SS
 Ally Miklesh, Clemson, Gr., OF
 Millie Thompson, Clemson, Jr., P
 Kalei Harding, Florida State, Jr., 3B
 Mack Leonard, Florida State, Sr., 1B
 Easton Lotus, Louisville, So., 2B
 Alyssa Zabala, Louisville, Fr., P
 Carlli Kloss, Notre Dame, Jr., C
 Kiersten Licea, North Carolina, Sr., 1B
 Hannah Goodwin, NC State, So., 3B
 Sarah Seamans, Pitt, Sr., 1B
 Eden Bigham, Virginia, Fr, P
Jayme Bailey, Virginia Tech, Gr., 1B
Cameron Fagan, Virginia Tech, Jr., 2B

POSTSEASON HOKIES

- This is the Hokies fourth straight NCAA postseason appearance and 12th overall as a program. This will also be the Hokies first time in Athens for a regional
- Tech has also made back-to-back Super Regional appearances, making the trip to No. 2 UCLA in 2021 and hosting the Blacksburg Regional for the first time in school history in 2022
- At both regionals, the Hokies won the first game but fell in the final two, coming up short of Oklahoma City
- The only other Super Regional the Hokies have played in was in 2008, advancing past No. 4 Michigan to make the first appearance at the Women's College World Series in school history

TECH VS. REGIONAL FIELD

- The Hokies are 3-0 over Boston University, with the last time the two teams matched up a 3-1 win in 2010 over the Terriers in Clearwater
- Tech's last matchup with Georgia was in 2019, falling 8-0 (5 inn.) to the Bulldogs in Athens. The Hokies are 2-5 against Georgia
- This will be the first potential meeting between the Virginia Tech Hokies and the North Carolina Central Eagles

COMEBACK KIDS

- The Hokies completed their second comeback win over a top-25 team, scoring five runs in the bottom of the seventh to take the 5-4 win over No. 6 Clemson
- Cameron Fagan's three-run home run was the first walk-off home run for the Hokies this season coming from behind
- Earlier this year, Tech came back from down 5-2 in the top of the seventh against No. 9/13 Texas, getting a two-run home run off the bat of Kelsey Bennett and a solo shot from Emma Jackson to tie the game up at 5-5
- The Hokies would win that game 6-5 in eight innings, as Cameron Fagan had the game-winning RBI

GUTSY WIN

- Lyndsey Grein earned her first top-25 win in the circle over the weekend, throwing a complete game in the game two victory over No. 6 Clemson to clinch the series.
- She gave up only one run and six hits against the Tigers in the win. She struck out five on the day and held the Tigers to only two extra base hits.
- On the weekend, the freshman had 10 strikeouts in her 10 innings pitched.

TOTAL BASES LEADER

- Jayme Bailey is now the leader in career total bases with 410 over her five-year career
- She passed Megan Evans (2002-05) who recorded 408 total
- Kelsey Bennett isn't far behind Bailey, recording 409 total bases over her five-year career as well
- The two seniors should end their Hokie careers

in the top two of total bases in Virginia Tech softball history

BROWN BITS

- Since making her return during the Duke series, Kelsey Brown has been leading the Hokies at the plate with a .553 batting average heading into the FSU series
- In her 11 games played, the senior has 21 hits, including two doubles and one RBI. Her slugging percentage sits at .605 and she has 23 total bases
- Brown has also been getting it done on the base paths, scoring 13 runs and going a perfect 5-for-5 in stolen bases

CASTINE IN THE MIX

- Rachel Castine has made the start at either shortstop or catcher the last five games for the Hokies as they head into the weekend with Florida State, including the start at catcher Tuesday evening against Radford
- Over those five games, Castine has two hits and three RBI, all coming in the series against Notre Dame.
- Castine had an RBI triple in game one against the Irish and added a two-RBI single in game three
- The sophomore has also walked three times in her seven at bats to lead the team, registering a .500 on base percentage

ACC PLAYER OF THE WEEK

- Kelsey Brown was named the Co-ACC Player of the Week, the league announced on April 11. The senior earned the award for the first time in her career after leading the Hokies at the plate last week.
- The outfielder hit .700 as the leadoff hitter with 14 hits in 20 at bats. She also added two doubles, an RBI and nine runs scored with an .800 slugging percentage.
- She is also leading the team with a .463 batting average this season and is a perfect 13-for-13 in stolen bases.

TOUGH OUT

- As of May 16, Emma Ritter is ranked first in the ACC and 2nd nationally as the toughest to strikeout.
- She has only four strikeouts in 173 at bats, recording a .365 batting average with 62 hits, including 10 doubles, two triples and three 12 home runs, adding 39 RBI.
- Ritter is building off of the 2022 season, in which she struck out only six times in 165 at bats.

LEMLEY SHUTOUTS

- Emma Lemley recorded her fourth shutout of the season against Virginia, earning her 19th win of the season with the Hokies 7-0 showing over the Cavaliers
- Along with the shutout of Virginia, the sophomore has thrown one against East Carolina, UNCW and NC State
- Lemley has 229 strikeouts on the season and also adds three saves to her 19 wins. She leads the team with a .223 opponent batting average



HOKIES IN THE POLLS

	NFCA	USA Softball	Softball America	DI Softball
P	11	11	11	13
W1	8	9	8	11
W2	10	12	16	15
W3	10	13	16	17
W4	11	13	15	16
W5	13	15	16	16
W6	11	14	15	16
W7	12	T16	20	19
W8	13	17	20	18
W9	14	17	22	20
W10	18	22	NR	NR
W11	21	24	NR	NR
W12	21	22	25	NR
W13	23	22	24	NR
W14	24	23	NR	NR

Multiple Hit Games	2	3	4	5+	Total
97 Cameron Fagan	13	2	-	-	15
90 Emma Ritter	11	3	1	-	15
88 Bre Peck	13	1	-	-	14
2 Jayme Bailey	12	1	-	-	13
21 Kelsey Brown	7	3	1	-	11
6 Addy Greene	7	1	-	-	8
8 Kelsey Bennett	5	-	1	-	6
11 Kylie Aldridge	4	-	-	-	4
7 Teagan Thrunk	3	1	-	-	4
44 Rachel Castine	2	-	-	-	2
24 Morgan Overaitis	2	-	-	-	2
28 Grace Chavez	1	-	-	-	1
14 Emma Jackson	1	-	-	-	1
19 Madison Hanson	1	-	-	-	1
TEAM	82	12	3	0	97

Hitting Streaks	Longest	Current
90 Emma Ritter	15	-
2 Jayme Bailey	9	2
6 Addy Greene	8	8
97 Cameron Fagan	8	6
21 Kelsey Brown	6	-
14 Emma Jackson	5	-
8 Kelsey Bennett	5	-
88 Bre Peck	4	-
19 Madison Hanson	4	-
44 Rachel Castine	4	-
7 Teagan Thrunk	3	-
28 Grace Chavez	3	-
11 Kylie Aldridge	2	-
24 Morgan Overaitis	2	1
16 Meredith Slaw	1	-
15 Emma Yates	1	1
20 Trinity Martin	1	1

Multiple RBI Games	2	3	4	5+	Total
2 Jayme Bailey	6	5	1	-	12
97 Cameron Fagan	7	4	-	-	11
88 Bre Peck	3	4	2	1	10
90 Emma Ritter	6	-	3	1	10
8 Kelsey Bennett	7	-	-	1	8
6 Addy Greene	2	2	2	-	6
44 Rachel Castine	5	-	-	-	5
7 Teagan Thrunk	4	-	1	-	5
11 Kylie Aldridge	2	1	-	-	3
14 Emma Jackson	1	1	-	-	2
21 Kelsey Brown	2	-	-	-	2
28 Grace Chavez	2	-	-	-	2
19 Madison Hanson	1	1	-	-	2
24 Morgan Overaitis	1	-	-	-	1
TEAM	49	18	9	3	79

Reached Base Streaks	Longest	Current
97 Cameron Fagan	17	7
90 Emma Ritter	16	-
6 Addy Greene	14	14
2 Jayme Bailey	13	2
21 Kelsey Brown	13	-
88 Bre Peck	11	-
14 Emma Jackson	6	-
8 Kelsey Bennett	5	-
28 Grace Chavez	4	-
44 Rachel Castine	4	-
19 Madison Hanson	4	-
7 Teagan Thrunk	3	-
11 Kylie Aldridge	3	3
24 Morgan Overaitis	3	1
16 Meredith Slaw	3	-
20 Trinity Martin	3	3
10 Megan Furr	2	2
15 Emma Yates	1	1
22 Maija Louko	1	1

BIG BATS

- The Hokies exploded for 21 runs against Longwood, sweeping the Lancers in two run-rule victories.
- Emma Ritter had a big night in both games, leading the team with six RBI between the two games. In game one, the junior went 4-for-4 with three doubles, tying the Virginia Tech single-game record. She followed that up with her 10th home run of the season in game two, bringing in two more runs
- Cameron Fagan had a home run in each game, recording four RBI on the night. Rachel Castine was also in the mix, with three hits on the night and three RBI. Emma Yates recorded her first hit of the season, adding an RBI

ZOOMIN'

- The Hokies stole eight bases between the two games against Longwood, with six in game two which is a season-high.
- On the season, Tech has 39 stolen bases as Emma Ritter is a perfect 14-for-14 and Kelsey Brown is 10-for-10
- Brown was also back in the mix against Longwood, recording four hits, two of which on a bunt. The senior also scored five runs in her two games played.

ITTER RAKES

- Emma Ritter hit .400 over the four games played for the Hokies (3/28 - 4/2), bumping her overall batting average to .373 on the season
- The outfielder had four hits, including one double and adding two home runs in the final game of the series against Duke to help lead the Hokies to the win
- She finished with four RBI and a 1.100 slugging percentage, adding three walks and a .571 on base percentage.
- Ritter was also 2-for-2 on the weekend in stolen bases, adding to her perfect 12-for-12 in stolen bases

FIRST OF THE SEASON

- Both Meredith Slaw and Rachel Castine hit their first home runs of the season in the series against Duke.
- Slaw hit her first in game two against the Blue Devils, knocking the ball over the left field fence in a pinch-hit opportunity. Slaw ended her 2022 season with nine home runs and a .353 batting average
- Castine's first home run of the season in game three against Duke sparked the comeback for the Hokies. The sophomore got the start at shortstop and hit a home run in her first at bat of the game, as the Hokies came back from a 5-0 deficit to win 13-8.

THE RISE OF ADDY GREENE

- Addy Greene has solidified herself in the Hokies lineup this season, after starting in less than half of Tech's games a season ago.
- Greene has started in 31 of 32 games this season heading into the Duke weekend, and is tied for first on the team in home runs with 10, compared to a season ago with only two home runs.
- She is third on the team in batting average with a .322 and is third on the team in RBI with 24, both a significant progression from last season.
- The right fielder has a .724 slugging percentage and 28 hits, compared to only 18 hits through all of last season.

SPREADING THE LOVE

- All three of Virginia Tech's pitchers earned a win in the circle against Chattanooga, as Emma Lemley, Lyndsey Grein and Molly Jacobson all went 1-0
- Following the weekend Lemley was 15-2 on the year, with Grein moving to 6-2 and Jacobson moving to 3-1. Lemley also earned her second save of the season in the game one win
- The Hokies staff combined for 253 strikeouts through March 27 and rank first in the conference and second nationally with a 7.23 strikeout-to-walk ratio. They have also thrown six shutouts on the year.

WHERE THEY RANK

- As of May 15, Emma Lemley ranks at the top of the NCAA and ACC in several different categories so far this season
- She is first in the conference and third nationally with 268 strikeouts. Lemley also leads the ACC in strikeouts per seven innings
- The Hokies pitching staff also leads the conference with a 4.23 strikeout-to-walk ratio, which ranks eighth in the NCAA
- Offensively, Emma Ritter ranks first in the ACC and second nationally in toughest to strikeout

STOP US IF YOU'VE HEARD IT...

- The Hokies continue to launch the long ball, hitting 15 home runs over six games (3/7-3/11)
- Twelve different Hokies have recorded a home run this season, with the majority of Tech's starting line up now with a home run
- On the other end, the Tech pitching staff has only given up 24 home runs through the 180.1 innings pitched

ACC PITCHER OF THE WEEK (3x)

- For the third straight week, Lemley was named ACC Pitcher of the Week on March 14, her sixth career weekly honor.
- This is the first time since Keely Rochard in 2020 that a pitcher has earned the award for three straight weeks.
- Lemley recorded wins over Mount St. Mary's and two wins over North Carolina.
- She struck out 22 Tar Heels in her 14 innings of work.
- On the weekend, Lemley finished with a .44 ERA with 26 strikeouts in her two appearances.

ALL ABOUT THE BATS

- The Hokie offense continued to shine in their ACC opening series, finishing the three games played with a .325 batting average, compared to a .134 put up by NC State
- Tech recorded 25 hits, including eight extra base hits, scoring 24 runs and posting an on base percentage of .597
- Five different Hokies recorded a home run, adding to the season total of 33. Greene hit two home runs and led the way with five RBI.
- As of Monday, March 6, the Hokies were second in NCAA Division I with 1.83 home runs per game



2023 HONORS & AWARDS**Preseason**

Cameron Fagan, Preseason All-ACC Team
 Cameron Fagan, Extra Innings Top 100
 Emma Lemley, Softball America Preseason All-American
 Emma Lemley, D1 Softball Preseason Top 100
 Emma Lemley, Softball America Top 100
 Emma Lemley, Extra Innings Top 100
 Emma Lemley, Preseason All-ACC Team
 Emma Lemley, USA Softball Player of the Year Top 50 Watch List
 Emma Ritter, Softball America Preseason All-American
 Emma Ritter, D1 Softball Preseason Top 100
 Emma Ritter, Softball America Top 100
 Emma Ritter, Extra Innings Top 100
 Emma Ritter, Preseason All-ACC Team
 Emma Ritter, USA Softball Player of the Year Top 50 Watch List
 Meredith Slaw, Preseason All-ACC Team

2022 HONORS & AWARDS**Postseason**

Kelsey Bennett, All-ACC Third Team
 Kelsey Brown, All-ACC Third Team
 Cameron Fagan, All-ACC Second Team
 Cameron Fagan, NFCA First Team All-Mid Atlantic Region
 Cameron Fagan, VaSID All-State First Team
 Mackenzie Lawter, All-ACC Second Team
 Mackenzie Lawter, NFCA Second Team All-Mid Atlantic Region
 Emma Lemley, ACC Freshman of the Year
 Emma Lemley, All-ACC First Team
 Emma Lemley, ACC All-Freshman Team
 Emma Lemley, NFCA Second Team All-Mid Atlantic Region
 Emma Lemley, VaSID Freshman of the Year
 Emma Lemley, VaSID All-State First Team
 Morgan Overaitis, All-ACC Second Team
 Bre Peck, All-ACC Second Team
 Bre Peck, ACC All-Freshman Team
 Bre Peck, NFCA First Team All-Mid Atlantic Region
 Bre Peck, VaSID All-State First Team
 Emma Ritter, All-ACC First Team
 Emma Ritter, NFCA First Team All-Mid Atlantic Region
 Emma Ritter, NFCA Third Team All-American
 Emma Ritter, VaSID Player of the Year
 Emma Ritter, VaSID All-State First Team
 Keely Rochard, ACC Pitcher of the Year
 Keely Rochard, First Team All-ACC
 Keely Rochard, NFCA First Team All-Mid Atlantic Region
 Keely Rochard, NFCA First Team All-American
 Keely Rochard, VaSID Pitcher of the Year
 Keely Rochard, VaSID All-State First Team
 Meredith Slaw, All-ACC First Team
 Meredith Slaw, NFCA First Team All-Mid Atlantic Region
 Meredith Slaw, VaSID All-State First Team
 Darby Trull, All-ACC Third Team
 Darby Trull, NFCA Third Team All-Mid Atlantic Region

Inseason

Keely Rochard, ACC Pitcher of the Week (2/14), (4/5)
 Emma Lemley, ACC Pitcher of the Week (3/9), (3/29), (4/26)
 Meredith Slaw, ACC Player of the Week (4/12)
 Keely Rochard, USA Softball Collegiate Player of the Year Top-10 Finalist
 Emma Lemley, Schutt Sports/NFCA Freshman of the Year Top-3 Finalist

ACTION JACKSON

- Freshman Emma Jackson made an impact on the Hokies weekend in Texas, coming up clutch with the game-tying home run against Texas, her first career home run in her first career start as DP
- She followed that up with a three-run home run in the run rule win over Texas Southern the following day
- As the DP over the weekend, Jackson hit .333 with four hits, scoring three runs and tallying four RBI

RECORD WATCH

- Jayme Bailey and Kelsey Bennett are both closing in on obtaining career records at Virginia Tech softball
- Bennett is four home runs from setting a new career record in home runs. She is at 47 and Megan Evans (2002-05) holds the current record with 50
- She is now the new career record holder in runs batted in, with 169, taking over Evans' record of 161
- Bailey is two triples away and Kelsey Brown is three triples from the career record of 12 from Bronwyn Blair (1998-01) and Bailey is two doubles away from Michelle Meadows (1997-00) with 48

HOKIE HOMERS

- The Hokies hit at least one home run in every game in Texas, hitting three against Texas and Texas Southern for a total of 27 as of Feb 27 to lead the NCAA
- The Hokie lineup hit 10 home runs total throughout the weekend down in Clearwater
- Five of those home runs were recorded in game one against No. 5 Oklahoma State, all hit by different players throughout the game
- Madison Hanson, Bre Peck, Jayme Bailey, and Kelsey Bennett all hit two home runs while in Clearwater
- Pinch hitting was key for Hokies in Clearwater as Madison Hanson and Morgan Overaitis both came in to hit significant home runs

HOW ABOUT HANSON

- Junior Madison Hanson had a career weekend at the plate, recording a .333 batting average and four RBI for the Hokies in Clearwater
- Hanson hit a clutch pinch-hit two-run home run against Oklahoma State, her first career home run
- She continued her weekend as designated player where she hit another home run during the win against Nebraska
- The junior also contributed an important RBI against No. 2 UCLA
- Hanson ended the weekend with a 1.000 slugging percentage

LEMLEY Ks

- Emma Lemley set a new career-high, 17 strikeouts, against No. 10 Arizona
- Lemley also pitched a solid game in the win against USF recording 15 strikeouts, giving up one run and no walks
- The sophomore has now racked up 143 strikeouts, which ranks first in the ACC and second nationally

BAILEY'S BAT

- Jayme Bailey went 10-for-14 on opening weekend to kick off her fifth year as a Hokie
- Throughout the weekend, she recorded one double, one triple and one home run
- She contributed five RBI and three runs

- Bailey led the team with a .741 batting average on the weekend and also stole two bases

STAFF DEBUT

- The Hokie pitching staff consisting of Grein, Jacobson, Lemley and Peck worked together to average a 0.23 ERA on opening weekend
- The four pitchers only allowed four walks and three runs the entire weekend
- Newcomer Lyndsey Grein pitched the most innings for the staff with 14, striking out 11, nine of them against UNC Wilmington, a regional team a season ago
- Molly Jacobson and utility player Bre Peck also made their pitching debuts this season where they combined to toss a shutout against Purdue Fort Wayne
- This is Peck's first season on the pitching staff, playing primarily at 3rd base last season. Peck was the Pennsylvania Gatorade Player of the Year in 2019 and has a perfect game in the state quarterfinals on her resume

ROSTER RUNDOWN

- The Hokies return eight starters, including All-American Emma Ritter, as well as ACC Freshman of the Year Emma Lemley.
- Other returners include utility Jayme Bailey, infielder Kelsey Bennett, designated player Meredith Slaw, outfielder Kelsey Brown, utility Bre Peck and infielder Cameron Fagan
- Tech lost three starters from 2022, including All-American pitcher Keely Rochard, catcher Mackenzie Lawter (who returns this year as a Student Assistant Coach) and outfielder Darby Trull
- The Hokies welcome eight newcomers to the 2023 roster, with seven freshman and one transfer ready to make an impact

FRESH FACES

- The Hokies welcome seven freshman and one grad transfer to the 2023 roster
- Teagan Thrun, an infielder from New Jersey, was ranked the 58th best player in the 2022 signing class, a First Team All-American infielder by Extra Innings Softball and a PGF All-American. She finished her senior year with a .532 batting average with 42 hits, five triples and seven home runs, as well as a 1.091 slugging percentage
- A catcher out of North Carolina, Kylie Aldridge was a 2022 Extra Innings Softball High School All-American, as well the 3A East State Player of the Year in 2021. As a senior, posted a .520 batting average with 27 RBI, 34 hits, a .630 OBP and a 1.496 OPS
- Lyndsey Grein will see some time in the circle, joining the Hokies from Mokena, Illinois. She recorded a 1.25 ERA as a senior with 197 strikeouts in 2022. Grein helped her team to a second-place finish at the 2021 State Championship, totaling 292 strikeouts on the season. At the plate, she finished with a .427 batting average with 28 RBI.
- Megan Furr (Centreville, Va.), Payton List (Beaver, Pa.), Emma Jackson (Chincoteague, Va.) and Trinity Martin (Nathalie, Va.) join the Hokies for their freshman season and look to make an impact
- Shanah Hester joins the Hokies after a four-year career at Roanoke College. She played in 125 games over the course over her career, hitting over .300 each season. She was named NFCA All-Region and ODAC



All-Tournament after a successful senior season

MACK IS BACK

- Head coach Pete D'Amour and Virginia Tech softball announced in Septmeber that All-ACC catcher, Mackenzie Lawter, will be returning as a student assistant coach for the 2022-23 season.
- A key component behind the plate for the Hokies, Lawter finished up her fifth year of eligibility during the 2022 season. Following her senior season, the catcher was named to the All-ACC Second Team, as well as NFCA Mid-Atlantic Region Second Team.
- At the 2022 Blacksburg Regional, Lawter played a big role in advancing the Hokies to Super Regionals. She hit a two-run home run to bring in the game-winning run over Miami (OH) in an elimination game. The next day, Lawter hit the go-ahead three-run home run against No. 15 Kentucky in game seven to put the Hokies in position to close out the Regional with a win.
- Lawter will work with all aspects of the program this season. She will graduate from Virginia Tech in May 2023 with a Master's in Reputation Management.

USA SOFTBALL TOP 50 WATCH LIST

- Emma Lemley and Emma Ritter earned a spot on the USA Softball Top 50 Watch List for Player of the Year for the first time in their respective careers.
- The Top 50 Watch List highlights athletes from 26 universities and nine athletic conferences from across the country. The ACC is represented with six athletes.
- The Top 25 finalists for Player of the Year will be announced on May 3, followed by the Top 10 on

May 3 and Top 3 on May 17. The Player of the Year will be announced prior to the NCAA Women's College World Series.

IN THE POLLS

- The Hokies entered the 2023 season ranked No. 11 in both the USA Softball preseason poll and the NFCA poll
- On April 25, 2022 the Virginia Tech Softball team achieved their highest-ever national ranking, coming in at No. 2 after taking the ACC series at Florida State
- On March 7, 2022 the Hokies were ranked No. 1 in the NCAA RPI after the three-game sweep against Clemson. Tech then spent three straight weeks at No. 1
- The Hokies finished their historic season ranked No. 9 in the final polls

MORE D'AMOUR

- D'Amour is back for his fifth season after leading the Hokies to their second straight Super Regional appearance
- The Virginia Tech skipper has a .791 win percentage with a 151-40 record since his arrival at Virginia Tech
- For the second straight season, D'Amour and his staff were honored with the NFCA Mid-Atlantic Staff of the Year award
- D'Amour is the 2022 ACC Coach of the Year, producing a conference high 11 All-ACC team members

BEST ACC START

- Tech's 13-0 start in conference games during the 2022 season is the league's best start since Florida State began league play 10-0 back in 2018.
- The Hokies 13 straight ACC wins tied the 13 consecutive league contests the team won during a stretch of the 2014 season.

• Tech hadn't started undefeated through 13 games in conference play since joining the ACC

NATIONAL STAGE

- Emma Lemley was invited to join the USA National Softball team to compete in the 2022 Canada Cup
- Lemley helped the National Team earn gold at the Canada Cup, pitching the first game of the tournament, throwing three innings and recording 7 strikeouts.

SERIES SWEEPS

- The Hokies did not drop a single ACC series in 2022, securing the ACC Regular Season Title
- Tech only fell in two ACC games of the 23, taking losses to Florida State and Virginia
- Tech swept Clemson for the first time in school history by outscoring the Tigers 14-3 over the three games played
- To put that in perspective, Clemson was not swept at all in 2021 in ACC play, posting a 29-5 record with six sweeps

HISTORIC NO-NOS

- The back-to-back no-hitters against Longwood (3/22/22) were the first-ever time the Hokies' no-hit both games of a doubleheader since the program's inception in 1995.
- Tech pitchers had not tossed no-hitters in consecutive games in over 20 years, dating all the way back to May 7 and May 11, 2000 in shutouts vs. St. Bonaventure and Dayton.
- Rosenberry and Lemley, who both threw their first career no-hitters, joined a group of 11 other

STARTERS SUMMARY

Player	GS	Position										Batting Order									
		p	c	1b	2b	3b	ss	lf	cf	rf	of	dh	1st	2nd	3rd	4th	5th	6th	7th	8th	9th
90 Emma Ritter	54	27	20	4	.	3	29	1	.	13	7	4	.	.	.
97 Cameron Faga	54	.	.	.	54	2	48	1	.	2	.	1	.	.
2 Jayme Bailey	53	.	.	53	1	2	6	26	10	6	1	1	.
6 Addy Greene	53	.	.	2	1	1	.	2	.	44	.	3	.	1	24	4	12	11	1	.	.
8 Kelsey Bennett	51	.	1	.	.	50	1	1	5	37	7	.
88 Bre Peck	48	2	.	.	.	2	.	.	33	.	.	11	.	1	7	6	13	18	3	.	.
11 Kylie Aldridge	45	.	45	3	11	31
7 Teagan Thrun	40	40	1	.	1	21	17
27 Emma Lemley	30	30
44 Rachel Castine	26	.	9	.	.	2	15	5	15	6
21 Kelsey Brown	26	24	2	.	.	.	22	.	.	.	1	.	.	.	1
18 Lyndsey Grein	18	18
14 Emma Jackson	14	2	.	.	.	12	.	.	2	4	5	2	1	.	.
19 Madison Hanso	9	9	.	.	1	1	1	4	2	.	.
24 Morgan Overait	9	7	.	2	1	2	1	.	2	3	.	.	.
28 Grace Chavez	8	8	.	.	8
16 Meredith Slaw	7	7	.	.	5	.	2
17 Molly Jacobson	5	5



pitchers in Hokies history that have thrown no-hitters, including teammate Keely Rocharad.

• With Rocharad's no-hitter against UCF (4/3/22), it marked the third no-hitter in five games for the Hokies, all by different pitchers

D'AMOUR VS. TOP 25

• Tech coach Pete D'Amour is 24-24 versus the NFCA/USA Today and USA Softball/ESPN.com Top 25 polls since his arrival to Tech with a win over No. 9/13 Texas, No. 13/13 Duke, and two wins over No. 6 Clemson this season

HOKIE HISTORY

• Tech had yet another historic season in 2022, finished the year with 46 wins and hosting a Regional and a Super Regional for the first time in program history
 • The Hokies also set a record in ACC Play, going 21-2 on the way to a Regular Season Title, the best conference winning percentage in school history

Below are the most wins in school history.

Year	Wins	Overall Record	Postseason
1999	54	54-16 (14-2 A-10)	L, A-10 title game
2008	49	49-19 (16-5 ACC)	WCWS (OKC)
2007	49	49-16 (15-5 ACC)	Regionals (Columbus)
2019	47	47-11 (20-4 ACC)	Regionals (Lexington)
2022	46	46-10 (21-2 ACC)	Supers (Blacksburg)

2005	44	44-25 (4-13 ACC)	Regionals (Knoxville)
2012	42	42-21 (12-8 ACC)	Regionals (Knoxville)
2002	42	42-18 (12-8 BIG EAST)	L, BIG EAST title game
2000	41	41-22 (12-4 A-10)	L, A-10 title game

ALL FOR ARTHUR



• Arthur Erwin is 6 1/2 years old and Hokie Softball's biggest fan. Arthur and his parents (Abbey and Zach Erwin) attended a game in March 2022. Coach D'Amour saw Arthur in the stands and went up to introduce himself and gave Arthur an autographed ball from Keely Rocharad.
 • Following the game, Arthur was invited on the field to take a photo with the team and from there, Arthur attended every softball game he could, including the ACC Tournament in Pittsburgh.
 • Arthur loves all Hokie sports, but softball is his favorite. He will send the team videos of encouragement before games.
 • Arthur was diagnosed with cerebral palsy and is thankful for C.A.T.S.- Children's Assistive Technology Service, which is a non-profit in Virginia that accepts donations of gently used pediatric adaptive equipment, cleans and refurbishes it,

and provides it to children with disabilities that need it at no cost.

• CATS has provided Arthur with tens of thousands of dollars' worth of equipment as he has grown up. More info and to donate: <https://atdevices-forkids.org/>

• Twice a year, Arthur goes to UVA for intensive therapy sessions that last anywhere from 2-4 weeks. While at UVA, he insists on wearing Hokie gear the entire time and you will often find him walking or biking through the hallway of the children's hospital yelling "Let's Go Hokies"

BY THE NUMBERS

• The Hokies had their best season as far as attendance in 2022, posting a regular season total of 8,933. The capacity for Tech Softball Park is 1,024 and Tech had three sellouts throughout the regular season
 • During the Blacksburg Regional and Super Regional, that number total rose to 14,945. Temporary bleachers were set up in TSP, increasing capacity to 1,987.
 • Attendance at Tech Softball Park has steadily increased since 2014

TECH SOFTBALL PARK



QUICK FACTS

Surface	Grass outfield, dirt infield
Dimensions (LF-CF-RF)	200-220-200
First Game	March 25, 1998, W, 8-6 (8 Inn.) vs. Charlotte
Seasons in Use	26th Season
Record at TSP	321-153 Games: 474
vs. Ranked Teams	21-41 Games: 62

UNDER D'AMOUR

At TSP	59-23
ACC Record at home	38-19
vs. Nonconference at home	21-4
vs. Ranked Teams at home	7-11

The Virginia Tech softball team has the luxury of playing and practicing in some of the finest facilities on the East Coast. Using the Tech Softball Park, Softball Indoor Facility and a state-of-the-art weight room, the Hokies train in terrific facilities designed to help them win championships. Combined with a new locker room and one of the best scoreboard and video boards in the country, the Hokies have it all when it comes to what they need to win.

Tech Softball Park, which was completed in the fall of 1997, has dimensions of 200 feet down the lines and 220 feet to center field. In January of 2008, an additional 746 permanent seats were installed, bringing the capacity up from 336 to 1,024. The new bleachers match the ones that were already in place and now extend down to the end of both dugouts.

Thanks to an anonymous donation, TSP now has seatbacks in the section behind home plate, which was completed in fall 2017.



RESULTS

Date	Opponent	Score	Inns	Overall	Conference	Pitcher of record	Attend	Time
Feb 9, 2023	vs East Carolina	w 8-0	5	1-0-0	0-0-0	E. Lemley (W 1-0)	100	1:31
Feb 9, 2023	at UNCW	w 5-1	7	2-0-0	0-0-0	L. Grein (W 1-0)	310	1:42
Feb 10, 2023	at UNCW	w 6-0	7	3-0-0	0-0-0	E. Lemley (W 2-0)	170	1:50
Feb 10, 2023	vs East Carolina	w 4-2	7	4-0-0	0-0-0	L. Grein (W 2-0)	100	1:41
Feb 11, 2023	vs Purdue - Fort Wayne	w 9-0	5	5-0-0	0-0-0	B. Peck (W 1-0)	100	1:20
Feb 17, 2023	vs #3 Oklahoma State	L 9-10	7	5-1-0	0-0-0	M. Jacobson (L 0-1)	5444	2:50
Feb. 17, 23	vs NEBRASKA	w 6-4	7	6-1-0	0-0-0	E. Lemley (W 3-0)	5444	2:14
Feb 18, 2023	vs #2 UCLA	L 4-8	7	6-2-0	0-0-0	B. Peck (L 1-1)	5632	2:17
Feb 18, 2023	vs #10 Arizona	L 2-6	7	6-3-0	0-0-0	E. Lemley (L 3-1)	5632	1:57
Feb 19, 2023	vs South Florida	w 4-1	7	7-3-0	0-0-0	E. Lemley (W 4-1)	5147	2:12
Feb 24, 2023	vs Abilene Christian	w 11-0	5	8-3-0	0-0-0	L. Grein (W 3-0)	0	1:47
Feb 24, 2023	at #9 Texas	w 6-5	(8)	9-3-0	0-0-0	E. Lemley (W 5-1)	1386	2:27
Feb 25, 2023	vs Texas Southern	w 8-0	5	10-3-0	0-0-0	M. Jacobson (W 1-1)	0	1:12
Feb 25, 2023	at #9 Texas	L 2-8	7	10-4-0	0-0-0	L. Grein (L 3-1)	1780	2:04
Feb 26, 2023	vs Abilene Christian	w 4-1	7	11-4-0	0-0-0	E. Lemley (W 6-1)	0	2:03
* Mar 03, 2023	NC STATE	w 7-0	7	12-4-0	1-0-0	E. Lemley (W 7-1)	215	1:50
* Mar 04, 2023	NC STATE	w 7-3	7	13-4-0	2-0-0	E. Lemley (W 8-1)	714	1:53
* Mar 05, 2023	NC STATE	w 10-1	6	14-4-0	3-0-0	E. Lemley (W 9-1)	678	1:48
Mar 07, 2023	MOUNT ST. MARY'S-1	w 6-5	7	15-4-0	3-0-0	L. Grein (W 4-1)	161	1:57
Mar 07, 2023	MOUNT ST. MARY'S-2	w 10-2	5	16-4-0	3-0-0	E. Lemley (W 10-1)	161	1:47
Mar 08, 2023	at Gardner-Webb	w 15-3	5	17-4-0	3-0-0	L. Grein (W 5-1)	50	1:59
* Mar 10, 2023	at North Carolina	w 4-1	7	18-4-0	4-0-0	E. Lemley (W 11-1)	402	2:34
* Mar 11, 2023	at North Carolina-1	L 0-4	7	18-5-0	4-1-0	L. Grein (L 5-2)	365	2:39
* Mar 11, 2023	at North Carolina-2	w 3-1	7	19-5-0	5-1-0	E. Lemley (W 12-1)	430	2:26
* Mar 18, 2023	at Georgia Tech-1	w 7-4	7	20-5-0	6-1-0	E. Lemley (W 13-1)	325	2:21
* Mar 18, 2023	at Georgia Tech-2	w 8-2	7	21-5-0	7-1-0	M. Jacobson (W 2-1)	390	2:10
* Mar 19, 2023	at Georgia Tech	w 5-1	7	22-5-0	8-1-0	E. Lemley (W 14-1)	327	1:58
Mar 22, 2023	CHARLOTTE	L 2-3	7	22-6-0	8-1-0	E. Lemley (L 14-2)	384	2:00
Mar 24, 2023	CHATTANOOGA	w 12-7	7	23-6-0	8-1-0	L. Grein (W 6-2)	627	2:31
Mar 25, 2023	CHATTANOOGA-1	w 4-1	7	24-6-0	8-1-0	E. Lemley (W 15-2)	679	2:08
Mar 25, 2023	CHATTANOOGA-2	w 9-5	7	25-6-0	8-1-0	M. Jacobson (W 3-1)	679	2:10
Mar 28, 2023	LIBERTY	w 9-5	7	26-6-0	8-1-0	E. Lemley (W 16-2)	317	2:34
* Apr 01, 2023	#13 DUKE	L 1-7	7	26-7-0	8-2-0	E. Lemley (L 16-3)	672	2:30
* Apr 02, 2023	#13 DUKE-1	L 1-5	7	26-8-0	8-3-0	L. Grein (L 6-3)	712	2:07
* Apr 02, 2023	#13 DUKE-2	w 13-8	7	27-8-0	9-3-0	E. Lemley (W 17-3)	712	2:35
Apr 04, 2023	LONGWOOD-1	w 10-2	6	28-8-0	9-3-0	L. Grein (W 7-3)	515	1:51
Apr 04, 2023	LONGWOOD-2	w 11-1	5	29-8-0	9-3-0	M. Jacobson (W 4-1)	515	1:28
* Apr 06, 2023	at Virginia	w 9-8	(8)	30-8-0	10-3-0	E. Lemley (W 18-3)	894	3:11
* Apr 07, 2023	at Virginia	L 5-6	(8)	30-9-0	10-4-0	M. Jacobson (L 4-2)	1083	3:24
* Apr 08, 2023	at Virginia	w 7-0	7	31-9-0	11-4-0	E. Lemley (W 19-3)	1201	2:26
Apr 11, 2023	#7 TENNESSEE	L 0-11	5	31-10-0	11-4-0	E. Lemley (L 19-4)	1470	1:42
* Apr 14, 2023	at Notre Dame	L 1-6	7	31-11-0	11-5-0	E. Lemley (L 19-5)	419	2:01
* Apr 15, 2023	at Notre Dame-1	w 8-7	7	32-11-0	12-5-0	M. Jacobson (W 5-2)	347	2:15
* Apr 15, 2023	at Notre Dame-2	L 3-11	5	32-12-0	12-6-0	E. Lemley (L 19-6)	503	2:22
Apr 18, 2023	RADFORD	w 12-1	5	33-12-0	12-6-0	M. Jacobson (W 6-2)	434	1:32
* Apr 20, 2023	#5 FLORIDA STATE	L 1-4	7	33-13-0	12-7-0	E. Lemley (L 19-7)	986	2:23
* Apr 21, 2023	#5 FLORIDA STATE	L 3-6	7	33-14-0	12-8-0	E. Lemley (L 19-8)	1430	3:02
* Apr 22, 2023	#5 FLORIDA STATE	L 7-16	5	33-15-0	12-9-0	E. Lemley (L 19-9)	1310	2:03
Apr 25, 2023	at Marshall	L 1-2	7	33-16-0	12-9-0	E. Lemley (L 19-10)	1064	2:01
* Apr 28, 2023	#6 CLEMSON	w 5-4	7	34-16-0	13-9-0	M. Jacobson (W 7-2)	1490	2:10
* Apr 29, 2023	#6 CLEMSON	w 3-1	7	35-16-0	14-9-0	L. Grein (W 8-3)	1490	1:57
* Apr 30, 2023	#6 CLEMSON	L 4-5	7	35-17-0	14-10-0	L. Grein (L 8-4)	711	2:20
May 03, 2023	at Liberty	w 7-5	7	36-17-0	14-10-0	L. Grein (W 9-4)	1133	2:27
May 11, 2023	vs #24 Louisville	w 10-8	7	37-17-0	14-10-0	E. Lemley (W 20-10)	513	2:41
May 12, 2023	vs #3 Florida State	L 1-9	6	37-18-0	14-10-0	L. Grein (L 9-5)	556	1:59

() extra inning game



THE LAST TIME VIRGINIA TECH..

Recorded 10+ hits in a game	13 vs. Louisville (5/11/23)
Recorded 15+ hits in a game	15 at Virginia (4/8/23)
Scored 10+ runs in a game	10 vs. Louisville (5/11/23)
Scored 15+ runs in a game	15 at Gardner-Webb (3/8/23)
Drew eight walks or more in a game	15 vs Chattanooga (3/24/23)
Stole five or more bases in a game	6 vs. Longwood (4/4/23)
Hit just 3 home runs in a game	3 vs. Radford (4/18/23)
Hit just 4 home runs in a game	4 vs. Louisville (4/11/23)
Hit 4+ home runs in a game	7 vs. Gardner-Webb (3/8/23)
Had 3+ players with 3+ hits in a game	Fagan - 3, Peck - 3, Bennett - 3, Slaw - 3, at No. 2/3 FSU (4/9/22)
Turned a triple play	No. 1 Florida State, L, 12-5 [5] [1] (3/10/17)
Highest ranked opponent defeated	No. 2/3 FSU, 23-9, (4/9/22)
Defeated ranked opponent at home	No. 6 Clemson (4/29/23)
Highest ranked opponent defeated at home	No. 6, 2x, last vs. Clemson (4/29/16)
Defeated ranked opponent on the road	No. 9/13 Texas, 6-5 (8), (2/24/23)
Highest ranked opponent defeated on the road	No. 2/3 FSU, 23-9, (4/9/22)
Defeated ranked opponent at neutral site	vs. No. 19 Kentucky, 6-1, in Leesburg, Fla. (2/13/22)
Highest ranked opponent defeated at neutral site	No. 4 Michigan, 6-2, at Gainesville, Fla. (2/20/99)
Defeated a top-10 team	No. 6 Clemson, 3-1, (4/29/23)
Won a run-rule game	vs. Radford, 12-1 [5 inn.] (4/18/23)
Lost a run-rule game	vs. No. 3 Florida State, 9-1 [6 inn.] (5/12/23)
Won an extra-inning game	at Virginia, 9-8 [8 inn.] (4/6/23)
Lost an extra-inning game	at Virginia, 6-5 [8] (4/7/23)
Was no-hit by	Alexa Romero, vs. Syracuse, L, 2-0 (3/9/18)

THE LAST TIME A TECH PLAYER..

Recorded five hits in a game	Caroline Schoenewald, vs. Lamar (2/8/18)
Recorded four hits in a game	Kelsey Bennett at Virginia (4/8/23)
Drove in 5+ runs in a game	5, Emma Ritter vs. Radford (4/18/23)
Scored 4+ runs in a game	4, Jayme Bailey at NC State (3/14/21)
Hit a grand slam	Emma Ritter vs. Radford (4/18/23)
Hit 2+ home runs in a game	2, Bre Peck at Notre Dame (4/15/23)
Player hit back-to-back home runs	6 inn. & 7 inn. Bre Peck at Georgia Tech (3/18/23)
Players hit back-to-back home runs	Bre Peck and Kelsey Bennett vs. Louisville [4th inn.] (5/11/23)
Players hit back-to-back-to-back home runs	3rd inn. J. Bailey, K. Bennett and M. Overaitis vs. Radford [2] (3/17/21)
Hit for the cycle	Never
Had 2+ doubles in a game	2, Kelsey Brown at Virginia (4/8/23)
Had 2+ triples in a game	2, Courtney Brinkman at ETSU (4/25/02)
Drew 4+ walks in a game	4, Kylie Aldridge vs Chattanooga (3/24/23)
Stole 3+ bases in a game	3, Kelsey Brown vs. Georgia Tech [2] (4/17/21)
Had a walk-off home run	Cameron Fagan vs. No. 6 Clemson (3/5/23)
Had a walk-off grand slam	Betty Rose vs. Cornell, 8-4 (3/20/12)
Had a walk-off hit	Emma Ritter vs. Longwood, 10-2 [5 inn.] (4/4/23)

THE LAST TIME A TECH PLAYER..

Struck out 15+ batters	17 Emma Lemley vs. Arizona (2/18/23)
Struck out 10+ batters	12, Emma Lemley vs. Chattanooga (3/25/23)
Threw a no-hitter	Keely Rochard vs. Saint Francis (5/20/22)
Threw a 7-inning no-hitter	Keely Rochard vs. Saint Francis (5/20/22)
Threw a 7-plus-inning no hitter	Angela Tincher vs. Florida State (5/10/08)
Threw a perfect game	Keely Rochard vs. No. 20/17 JMU [5 Inn.] (4/10/19)
Threw a 7-plus-inning perfect game	Angela Tincher vs. Florida State [8 Inn.] (3/24/07)

THE LONGEST TECH GAMES..

14 Innings	Virginia Tech 3, Florida State 2; First Round of 2005 ACC Championship (College Park, Md.)
13 Innings	Virginia Tech 3, Marshall 2; 2013 NCAA Tournament (Lexington, Ky.)
12 Innings	BC 2, VT 1; 2003 (Chestnut Hill), VT 1, Louisville 0; 2005 NAAs (Knoxville), Arizona 4, VT 3; 2008 (Tucson)
11 Innings	3 times, last: UCF 5, VT 4; 2022 (UCF) 9
10 Innings	10 times; last: Virginia Tech 6, Pitt 3; 2015 (Pittsburgh, Pa.)
9 Innings	29 times; last: Virginia Tech 6, No. 2/3 FSU 3 (4/8/22)

What's a Hokie?



The answer leads all the way back to 1896 when Virginia Agricultural and Mechanical College changed its name to Virginia Polytechnic Institute. With the change came the necessity for writing a new cheer and a contest for such a purpose was held by the student body.

Senior O.M. Stull won first prize for his "Hokie" yell which is still used today. Later, when asked if "Hokie" had any special meaning, Stull explained the word was solely the product of his imagination and was used only as an attention-getter for his yell. It soon became a nickname for all Tech teams and for those people loyal to Tech athletics.

The official university school colors - Chicago Maroon and Burnt Orange - also were introduced in 1896. The colors were chosen by a committee because they made a 'unique combination' not worn elsewhere at the time. The official definition of "Hokie" is "a loyal Virginia Tech Fan".

'19 CLASS OF ACC COACHES

- The Atlantic Coast Conference entered 2019 with five new softball head coaches from its then-12 member institutions, including Louisville's Holly Aprile, NC State's Jennifer Patrick-Swift, Pitt's Jodi Hermanek, Syracuse's Shannon Doepking and Virginia Tech's Pete D'Amour.
- Previously, Aprile was the head coach at Pitt, Patrick-Swift was the head coach at St. Francis, Hermanek was the head coach at Ohio, Doepking was the head coach at Dartmouth and D'Amour was the head coach at Kennesaw State.

Name	Team	Overall	Win. %
Pete D'Amour	Virginia Tech	104-28	.788
Jennifer Patrick-Swift	NC State	76-58	.567
Holly Aprile	Louisville	66-64-1	.508
Shannon Doepking	Syracuse	52-66	.441
Jodi Hermanek	Pitt	38-82	.317

SOFTBALL INDOOR FACILITY

- The facility, which is attached to Rector Field House (track & field) and immediately adjacent to Tech Softball Park, opened the fall of 2018 and provides the Hokies with an indoor infield for practice during inclement weather, along with four cages for hitting and pitching practice.
- The one-story building also features two coaches rooms, an equipment room, a team room, a film room, a mudroom and team facilities. The facility will be available to the program year-round and will have uses for practice, team events and gameday necessities. The new facility will encompass more than 16,000 square feet.
- The facility was designed by Cannon Designs and was built by Branch Associates of Salem, Virginia. This project was a part of a larger plan that vastly improved Rector Field House (track & field) and all of the adjacent athletics facilities. Total cost was roughly \$18 million.



D'AMOUR'S RECORD WHEN...

Total:	267-96
Conference:	106-36
Nonconference:	158-59
Home:	104-39
Away:	97-36
Neutral:	66-20
Day:	194-67
Night:	73-28
1-Run games:	45-30
2-Run games:	32-15
5+Run games:	134-30
Extra innings:	14-10
Shutouts:	88-17
Scoring 0-2 runs:	192-53
Scoring 3-5 runs:	83-32
Scoring 6-9 runs:	116-7
Scoring 10+ runs:	52-0
Opponent 0-2 runs:	193-12
Opponent 3-5 runs:	59-34
Opponent 6-9 runs:	14-37
Opponent 10+ runs:	0-12
Scored in 1st inning:	125-14
Scores first:	217-25
Opp. scores first:	48-69
After 4 leading:	205-13
After 4 trailing:	21-69
After 4 tied:	33-14
After 5 leading:	203-10
After 5 trailing:	13-69
After 5 tied:	23-11
After 6 leading:	184-7
After 6 trailing:	8-68
After 6 tied:	16-8
Hit 0 home runs:	74-55
Hit 1 home run:	65-31
Hit 2+ home runs:	117-7
Opponent 0 home runs:	181-35
Opponent 1 home run:	60-29
Opponent 2+ HRs:	29-32
Made 0 errors:	137-35
Made 1 error:	77-28
Made 2+ errors:	49-33
Opp. made 0 errors:	81-36
Opp. made 1 error:	93-32
Opp. made 2+ errors:	95-25
Out-hit opponent:	232-15
Out-hit by opponent:	22-71
Hits are tied:	12-9

GAMES SUMMARY



VT Softball Games Summary for Virginia Tech (as of May 16, 2023) (All games)

Score by innings	1	2	3	4	5	6	7	8	Total
Virginia Tech	42	33	58	60	53	50	28	5	329
Opponents	44	24	28	37	41	26	23	4	227

Record when ...

Overall	37-18	After 4 leading	26-2
Conference	14-10 trailing	5-16
Non-Conference	23-8 tied	6-0
Home games	15-8	After 5 leading	21-2
Away games	13-6 trailing	5-13
Neutral site	9-4 tied	3-0
Day games	30-10	After 6 leading	23-1
Night games	7-8 trailing	2-13
vs Left starter	9-3 tied	2-0
vs Right starter	28-15	Hit 0 home runs	6-6
1-Run games	5-5	... 1 home run	6-10
2-Run games	6-0	... 2+ home runs	25-2
5+Run games	16-7	Opponent 0 home runs	16-3
Extra innings	2-1 1 home run	13-7
Shutouts	7-2 2+ HRs	8-8
Scoring 0-2 runs	0-11	Made 0 errors	22-6
..... 3-5 runs	10-5 1 error	7-5
..... 6-9 runs	17-2 2+ errors	8-7
..... 10+ runs	10-0	Opp. made 0 errors	7-6
Opponent 0-2 runs	22-1 1 error	15-9
..... 3-5 runs	10-5 2+ errors	15-3
..... 6-9 runs	5-8	Out-hit opponent	27-1
..... 10+ runs	0-4	Out-hit by opponent	6-17
Scored in 1st inning	16-1	Hits are tied	4-0
Opp. scored in 1st	12-9		
Scores first	27-2		
Opp. scores first	10-16		

Record when team scores:

Runs	0	1	2	3	4	5	6	7	8	9	10+
W-L	0-2	0-6	0-3	2-2	5-2	3-1	4-0	5-1	4-0	4-1	10-0

Record when opponent scores:

Runs	0	1	2	3	4	5	6	7	8	9	10+
W-L	7-0	11-0	4-1	2-1	3-2	5-2	0-4	2-1	3-2	0-1	0-4

Record when leading after:

Inn.	1	2	3	4	5	6
W-L	14-1	16-2	22-2	26-2	21-2	23-1

Record when trailing after:

Inn.	1	2	3	4	5	6
W-L	6-9	6-10	6-13	5-16	5-13	2-13

Record when tied after:

Inn.	1	2	3	4	5	6
W-L	17-8	15-6	9-3	6-0	3-0	2-0

WHERE THEY AT

- Tech has 25 players on the squad who represent 12 states
- Virginia is where the most players (12) are from on the team, making up 48 percent.
- The next most popular spot, two other states with more than one player, is North Carolina and Pennsylvania with two.

STATES

Virginia (12)

#5 Jenna Pearson	#6 Addy Greene
#10 Megan Furr	#14 Emma Jackson
#15 Emma Yates	#16 Meredith Slaw
#19 Madison Hanson	#20 Trinity Martin
#21 Kelsey Brown	#22 Majja Louko
#27 Emma Lemley	#44 Rachel Castine

STATES

North Carolina (2)	
#11 Kylie Aldridge	#12 Shanan Hester
Pennsylvania (2)	
#13 Payton List	#88 Bre Peck
New Jersey (1)	
#7 Teagan Thrunk	#97 Cameron Fagan
Iowa (1)	
#17 Molly Jacobson	#90 Emma Ritter
Michigan (1)	
#24 Morgan Overaitis	#28 Grace Chavez
Illinois (1)	
#18 Lyndsey Grein	#2 Jayme Bailey
Georgia (1)	
#8 Kelsey Bennett	



WHEN THE LONG BALL...

- If a player under Coach D'Amour hits a home run, the outcome is likely over. D'Amour is 65-31 when there is one homer and 117-7 if two or more.



TEAM/INDIVIDUAL HIGHS

Batting

At bats:	37	-	at Virginia (Apr 06, 2023)
Runs scored:	15	-	at Gardner-Webb (Mar 08, 2023)
Hits:	15	-	vs Liberty (Mar 28, 2023)
	15	-	at Virginia (Apr 06, 2023)
RBIs:	15	-	at Gardner-Webb (Mar 08, 2023)
Doubles:	5	-	vs Abilene Christian (Feb 24, 2023 at Austin, TX)
	5	-	vs Liberty (Mar 28, 2023)
Triples:	1	-	(9 times)
Home runs:	7	-	at Gardner-Webb (Mar 08, 2023)
Total bases:	34	-	at Gardner-Webb (Mar 08, 2023)
Walks:	15	-	vs Chattanooga (Mar 24, 2023)
Strikeouts:	9	-	vs UCLA (Feb 18, 2023 at Clearwater, Fla.)
	9	-	at Georgia Tech (Mar 18, 2023)
Sac hits:	1	-	(6 times)
Sac flies:	2	-	vs Chattanooga (Mar 25, 2023)
Stolen bases:	6	-	vs Longwood (Apr 04, 2023)
Hit by pitch:	2	-	at Gardner-Webb (Mar 08, 2023)
	2	-	vs Chattanooga (Mar 25, 2023)
	2	-	at Virginia (Apr 06, 2023)
Caught stealing:	1	-	(5 times)
Runners LOB:	12	-	at Virginia (Apr 06, 2023)
Hit into DP:	1	-	(18 times)

Fielding

Putouts:	24	-	at Texas (Feb 24, 2023)
	24	-	at Virginia (Apr 06, 2023)
Assists:	11	-	vs Longwood (Apr 04, 2023)
	11	-	at Virginia (Apr 07, 2023)
Errors:	3	-	(4 times)
Passed balls:	1	-	(5 times)
DPs turned:	2	-	vs Purdue - Fort Wayne (Feb 11, 2023 at Wilmington, N.C.)

Pitching

Innings pitched:	8.0	-	at Texas (Feb 24, 2023)
	8.0	-	at Virginia (Apr 06, 2023)
Runs allowed:	16	-	vs Florida State (Apr 22, 2023)
Earned runs:	11	-	vs Tennessee (Apr 11, 2023)
	11	-	at Notre Dame (Apr 15, 2023)
	11	-	vs Florida State (Apr 22, 2023)
Walks allowed:	6	-	vs Clemson (Apr 28, 2023)
Strikeouts:	17	-	vs Arizona (Feb 18, 2023 at Clearwater, Fla.)
Hits allowed:	15	-	vs Oklahoma State (Feb 17, 2023 at Clearwater, FL)
	15	-	vs UCLA (Feb 18, 2023 at Clearwater, Fla.)
Doubles allowed:	5	-	vs Tennessee (Apr 11, 2023)
	5	-	vs Florida State (Apr 22, 2023)
	5	-	vs Florida State (May 12, 2023 at South Bend, Ind.)
Triples allowed:	1	-	at UNCW (Feb 9, 2023)
	1	-	vs Duke (Apr 02, 2023)

Batting

At bats:	5	-	(6 times)
Runs scored:	3	-	(9 times)
Hits:	4	-	Emma Ritter vs Longwood (Apr 04, 2023)
	4	-	Kelsey Brown at Virginia (Apr 06, 2023)
	4	-	Kelsey Bennett at Virginia (Apr 08, 2023)
RBIs:	5	-	Kelsey Bennett vs Chattanooga (Mar 24, 2023)
	5	-	Bre Peck at Virginia (Apr 06, 2023)
	5	-	Emma Ritter vs Radford (Apr 18, 2023)
Doubles:	3	-	Emma Ritter vs Longwood (Apr 04, 2023)
Triples:	1	-	(9 times)
Home runs:	2	-	(5 times)
Total bases:	10	-	Bre Peck at Notre Dame (Apr 15, 2023)
Walks:	4	-	Kylie Aldridge vs Chattanooga (Mar 24, 2023)
Strikeouts:	4	-	Morgan Overaitis at Georgia Tech (Mar 19, 2023)
Sac hits:	1	-	(6 times)
Sac flies:	1	-	(18 times)
Stolen bases:	2	-	Kelsey Brown vs Mount St. Mary's (Mar 07, 2023)
	2	-	Cameron Fagan vs Longwood (Apr 04, 2023)
	2	-	Kelsey Brown at Marshall (Apr 25, 2023)
Hit by pitch:	1	-	(18 times)
Caught stealing:	1	-	(5 times)
Runners LOB:	6	-	Jayne Bailey at Virginia (Apr 06, 2023)

Fielding

Putouts:	17	-	Kylie Aldridge vs Arizona (Feb 18, 2023 at Clearwater, Fla.)
Assists:	6	-	Kelsey Bennett vs Longwood (Apr 04, 2023)
Errors:	2	-	(4 times)
Passed balls:	1	-	(5 times)

Pitching

Innings pitched:	8.0	-	Emma Lemley at Texas (Feb 24, 2023)
	8.0	-	Emma Lemley at Virginia (Apr 06, 2023)
Runs allowed:	9	-	Lyndsey Grein vs Oklahoma State (Feb 17, 2023 at Clearwater, FL)
Earned runs:	9	-	Lyndsey Grein vs Oklahoma State (Feb 17, 2023 at Clearwater, FL)
Walks allowed:	6	-	Emma Lemley vs Clemson (Apr 28, 2023)
Strikeouts:	17	-	Emma Lemley vs Arizona (Feb 18, 2023 at Clearwater, Fla.)
Hits allowed:	12	-	Emma Lemley vs Duke (Apr 02, 2023)
Doubles allowed:	3	-	(5 times)
Triples allowed:	1	-	Lyndsey Grein at UNCW (Feb 9, 2023)
	1	-	Emma Lemley vs Duke (Apr 02, 2023)
Homers allowed:	3	-	(5 times)
Wild pitches:	2	-	(4 times)
Hit batters:	2	-	Emma Lemley vs Tennessee (Apr 11, 2023)

OPPONENT TEAM/INDIVIDUAL HIGHS

Batting

At bats:	35	-	at Virginia (Apr 06, 2023)
Runs scored:	16	-	vs Florida State (Apr 22, 2023)
Hits:	15	-	vs Oklahoma State (Feb 17, 2023 at Clearwater, FL)
	15	-	vs UCLA (Feb 18, 2023 at Clearwater, Fla.)
RBIs:	14	-	vs Florida State (Apr 22, 2023)
Doubles:	5	-	vs Tennessee (Apr 11, 2023)
	5	-	vs Florida State (Apr 22, 2023)
	5	-	vs Florida State (May 12, 2023 at South Bend, Ind.)
Triples:	1	-	at UNCW (Feb 9, 2023)
	1	-	vs Duke (Apr 02, 2023)
Home runs:	3	-	(6 times)
Total bases:	27	-	vs Oklahoma State (Feb 17, 2023 at Clearwater, FL)
Walks:	6	-	vs Clemson (Apr 28, 2023)
Strikeouts:	17	-	vs Arizona (Feb 18, 2023 at Clearwater, Fla.)
Sac hits:	2	-	(7 times)
Sac flies:	1	-	(8 times)
Stolen bases:	5	-	at North Carolina (Mar 11, 2023)
Hit by pitch:	2	-	vs Tennessee (Apr 11, 2023)
Caught stealing:	1	-	(7 times)
Runners LOB:	10	-	at Virginia (Apr 07, 2023)
Hit into DP:	2	-	vs Purdue - Fort Wayne (Feb 11, 2023 at Wilmington, N.C.)

Fielding

Putouts:	24	-	at Texas (Feb 24, 2023)
	24	-	at Virginia (Apr 06, 2023)
	24	-	at Virginia (Apr 07, 2023)
Assists:	14	-	at Notre Dame (Apr 15, 2023)
Errors:	3	-	(5 times)
Passed balls:	1	-	(7 times)
DPs turned:	1	-	(18 times)

Pitching

Innings pitched:	8.0	-	at Texas (Feb 24, 2023)
	8.0	-	at Virginia (Apr 06, 2023)
	8.0	-	at Virginia (Apr 07, 2023)
Runs allowed:	15	-	at Gardner-Webb (Mar 08, 2023)
Earned runs:	15	-	at Gardner-Webb (Mar 08, 2023)
Walks allowed:	15	-	vs Chattanooga (Mar 24, 2023)
Strikeouts:	9	-	vs UCLA (Feb 18, 2023 at Clearwater, Fla.)
	9	-	at Georgia Tech (Mar 18, 2023)
Hits allowed:	15	-	vs Liberty (Mar 28, 2023)
	15	-	at Virginia (Apr 06, 2023)
Doubles allowed:	5	-	vs Abilene Christian (Feb 24, 2023 at Austin, TX)
	5	-	vs Liberty (Mar 28, 2023)
Triples allowed:	1	-	(9 times)
Homers allowed:	7	-	at Gardner-Webb (Mar 08, 2023)
Wild pitches:	2	-	vs Chattanooga (Mar 25, 2023)
	2	-	vs Duke (Apr 02, 2023)

Batting

At bats:	5	-	J. Hylton at Virginia (Apr 06, 2023)
	5	-	K. Goldberg at Virginia (Apr 06, 2023)
	5	-	J. Hylton at Virginia (Apr 07, 2023)
Runs scored:	3	-	(5 times)
Hits:	4	-	PUNI, Z vs Tennessee (Apr 11, 2023)
RBIs:	5	-	V.Martinez at Texas (Feb 25, 2023)
Doubles:	3	-	PUNI, Z vs Tennessee (Apr 11, 2023)
Triples:	1	-	Gamache, J at UNCW (Feb 9, 2023)
Home runs:	2	-	D. Davis vs Duke (Apr 02, 2023)
Total bases:	8	-	K. Naomi vs Oklahoma State (Feb 17, 2023 at Clearwater, FL)
Walks:	2	-	(10 times)
Strikeouts:	3	-	(13 times)
Sac hits:	1	-	(20 times)
Sac flies:	1	-	(8 times)
Stolen bases:	2	-	C. Snead at North Carolina (Mar 11, 2023)
	2	-	D. Jennings vs Duke (Apr 02, 2023)
	2	-	MILLOY, K vs Tennessee (Apr 11, 2023)
Hit by pitch:	1	-	(10 times)
Caught stealing:	1	-	(7 times)
Runners LOB:	5	-	MADREY, KK at Liberty (May 03, 2023)

Fielding

Putouts:	13	-	Gaskins at Notre Dame (Apr 15, 2023)
Assists:	6	-	Caneda vs NEBRASKA (Feb. 17, 23 at Clearwater, Fla.)
	6	-	C. Hoffer vs Charlotte (Mar 22, 2023)
Errors:	1	-	(65 times)
Passed balls:	1	-	(7 times)

Pitching

Innings pitched:	7.0	-	(9 times)
Runs allowed:	11	-	White, R. vs Abilene Christian (Feb 24, 2023 at Austin, TX)
Earned runs:	10	-	White, R. vs Abilene Christian (Feb 24, 2023 at Austin, TX)
Walks allowed:	11	-	Parrott vs Chattanooga (Mar 24, 2023)
Strikeouts:	7	-	B. Neleman at Georgia Tech (Mar 18, 2023)
	7	-	J. Wright vs Duke (Apr 02, 2023)
Hits allowed:	10	-	(4 times)
Doubles allowed:	5	-	White, R. vs Abilene Christian (Feb 24, 2023 at Austin, TX)
Triples allowed:	1	-	(9 times)
Homers allowed:	4	-	Zabala vs Louisville (May 11, 2023 at South Bend, Ind.)
Wild pitches:	2	-	J. Wright vs Duke (Apr 02, 2023)
Hit batters:	2	-	Long vs Chattanooga (Mar 25, 2023)
	2	-	E. Bigham at Virginia (Apr 06, 2023)



TEAM GAME-BY-GAME BATTING

Date	Opponent	ab	r	h	rbi	2b	3b	hr	tb	bb	ibb	sb	cs	hbp	sac	sf	gdp	k	po	a	e	lob	avg
Feb 9	vs East Carolina	23	8	11	8	2	0	1	16	2	0	1	0	1	0	1	0	1	15	4	0	7	.478
Feb 9	at UNCW	29	5	9	4	3	0	2	18	3	0	2	1	0	0	0	0	5	21	6	0	6	.385
Feb 10	at UNCW	32	6	10	6	3	0	2	19	2	0	1	0	1	0	0	0	2	21	4	0	8	.357
Feb 10	vs East Carolina	26	4	7	2	0	1	0	9	4	0	0	0	0	0	1	0	2	21	8	2	6	.336
Feb 11	vs Purdue - Fort Wayne	23	9	9	9	1	1	3	21	4	0	1	0	0	0	0	0	2	15	10	1	3	.346
Feb 17	vs Oklahoma State	35	9	14	9	2	0	5	31	1	0	0	0	0	0	0	0	3	19	10	0	6	.357
Feb. 17	vs NEBRASKA	32	6	10	4	1	0	3	20	3	0	0	1	0	0	0	0	1	21	8	0	8	.350
Feb 18	vs UCLA	27	4	5	4	1	0	1	9	1	0	0	0	1	0	1	1	9	18	8	1	5	.330
Feb 18	vs Arizona	25	2	3	1	0	0	1	6	1	0	0	0	0	0	0	0	6	21	1	0	3	.310
Feb 19	vs South Florida	24	4	7	4	0	0	0	7	3	0	2	0	0	0	1	0	3	21	1	0	6	.308
Feb 24	vs Abilene Christian	24	11	10	11	5	0	1	18	7	0	1	0	0	1	1	0	2	15	5	0	7	.317
Feb 24	at Texas	32	6	7	6	0	0	3	16	0	0	2	0	0	0	0	0	5	24	9	2	3	.307
Feb 25	vs Texas Southern	21	8	9	8	0	1	3	20	1	0	1	0	0	0	0	0	1	15	9	0	2	.314
Feb 25	at Texas	27	2	7	2	2	0	1	12	1	0	0	0	1	0	0	0	1	18	5	1	6	.311
Feb 26	vs Abilene Christian	22	4	4	3	0	0	1	7	5	0	3	0	1	0	1	0	1	21	1	0	7	.303
*Mar 03	NC STATE	26	7	9	4	0	1	0	11	2	0	0	0	0	1	1	0	1	21	2	0	5	.306
*Mar 04	NC STATE	27	7	8	7	0	0	4	20	2	0	1	0	0	0	0	0	4	21	6	0	4	.305
*Mar 05	NC STATE	24	10	8	10	1	0	2	15	4	0	1	0	0	1	0	0	3	18	2	0	2	.307
Mar 07	MOUNT ST. MARY'S	24	6	6	4	2	1	2	16	4	0	1	0	0	0	1	0	1	21	4	1	5	.304
Mar 07	MOUNT ST. MARY'S	26	10	10	10	2	0	3	21	2	0	3	0	0	0	0	0	3	15	1	2	4	.308
Mar 08	at Gardner-Webb	27	15	13	15	0	0	7	34	6	0	2	0	2	0	0	1	1	15	9	2	5	.317
*Mar 10	at North Carolina	27	4	7	4	2	0	3	18	4	0	1	0	1	0	0	1	2	21	8	0	7	.314
*Mar 11	at North Carolina	24	0	3	0	0	0	0	3	1	0	0	0	0	0	0	0	5	18	5	1	4	.306
*Mar 11	at North Carolina	31	3	7	2	1	0	0	8	2	0	0	0	0	0	0	0	3	21	6	2	9	.303
*Mar 18	at Georgia Tech	28	7	7	7	3	0	1	13	4	0	1	0	0	0	0	0	5	21	7	0	4	.300
*Mar 18	at Georgia Tech	29	8	8	8	0	0	5	23	4	0	0	0	1	0	0	0	9	21	7	0	5	.299
*Mar 19	at Georgia Tech	26	5	6	5	0	1	3	17	4	0	1	0	0	0	1	0	6	21	3	0	5	.297
Mar 22	CHARLOTTE	22	2	1	2	0	0	1	4	2	0	0	0	0	0	0	1	5	21	3	0	1	.289
Mar 24	CHATTANOOGA	24	12	7	12	4	1	0	13	15	0	1	0	0	0	0	0	3	21	4	1	9	.289
Mar 25	CHATTANOOGA	24	4	7	4	0	0	1	10	5	0	2	0	0	0	0	1	5	21	5	0	7	.290
Mar 25	CHATTANOOGA	21	9	5	8	0	0	2	11	6	0	1	0	2	0	2	0	6	21	9	3	4	.288
Mar 28	LIBERTY	32	9	15	9	5	0	2	26	3	0	1	0	1	0	0	0	2	21	4	1	9	.295
*Apr 01	DUKE	22	1	1	1	0	0	1	4	4	0	0	0	0	0	0	0	4	21	2	1	4	.289
*Apr 02	DUKE	24	1	3	1	0	0	1	6	0	0	1	0	0	0	0	0	7	21	6	2	2	.284
*Apr 02	DUKE	27	13	9	10	1	0	4	22	5	0	0	0	0	1	0	0	6	21	7	0	2	.286
Apr 04	LONGWOOD	28	10	14	10	3	0	1	20	2	0	2	1	1	0	0	0	1	18	7	1	6	.292
Apr 04	LONGWOOD	24	11	11	9	0	0	2	17	6	0	6	0	0	0	0	0	2	15	11	0	7	.296
*Apr 06	at Virginia	37	9	15	9	2	0	2	23	5	0	1	0	2	0	1	0	8	24	5	1	12	.300
*Apr 07	at Virginia	31	5	8	5	0	0	1	11	6	0	1	0	1	0	0	0	6	21	11	3	9	.299
*Apr 08	at Virginia	31	7	12	7	3	0	2	21	5	0	0	0	1	1	1	0	4	21	8	2	11	.301
Apr 11	TENNESSEE	16	0	1	0	0	0	0	1	1	0	0	0	0	0	0	0	6	15	6	1	2	.298
*Apr 14	at Notre Dame	27	1	7	1	0	1	0	9	1	0	1	1	1	0	0	1	0	18	5	0	7	.297
*Apr 15	at Notre Dame	28	8	9	8	2	0	4	23	1	0	0	0	0	1	1	0	2	21	10	0	2	.298
*Apr 15	at Notre Dame	22	3	6	3	1	0	0	7	3	0	0	0	0	0	0	0	1	14	1	0	7	.297
Apr 18	RADFORD	23	12	11	11	3	0	3	23	5	0	1	0	0	0	0	0	0	15	2	0	4	.301
*Apr 20	FLORIDA STATE	28	1	7	1	0	0	0	7	2	0	0	0	0	0	1	0	1	21	10	3	9	.300
*Apr 21	FLORIDA STATE	27	3	6	3	1	0	0	7	5	0	1	0	0	0	1	0	3	21	7	3	9	.298
*Apr 22	FLORIDA STATE	23	7	7	7	2	1	2	17	1	0	0	0	0	0	0	0	3	15	2	2	2	.298
Apr 25	at Marshall	26	1	6	1	0	0	1	9	2	0	2	0	0	0	0	0	4	18	2	0	6	.297
*Apr 28	CLEMSON	29	5	10	5	0	0	2	16	0	0	0	0	0	0	0	1	4	21	5	0	4	.298
*Apr 29	CLEMSON	25	3	7	3	0	0	0	7	0	0	1	1	0	0	0	1	1	21	10	1	4	.297
*Apr 30	CLEMSON	27	4	8	3	1	0	1	12	2	0	1	0	0	0	1	0	4	21	4	2	5	.297
May 03	at Liberty	30	7	10	7	2	0	2	18	3	0	0	0	0	0	1	1	2	21	7	2	6	.298
May 11	vs Louisville	36	10	13	10	4	0	4	29	1	0	0	0	0	0	0	0	8	21	5	0	6	.300
May 12	vs Florida State	21	1	3	1	0	0	1	6	1	0	0	0	0	0	0	0	6	16	5	2	3	.297
Totals		1456	329	433	308	65	9	97	807	169	0	48	5	18	6	18	9	191	1066	312	46	301	.297



TEAM GAME-BY-GAME PITCHING

Date	Opponent	ip	h	r	er	bb	so	2b	3b	hr	wp	bk	hbp	dp	ibb	score	w-l	sv	era
Feb 9	vs East Carolina	5.0	4	0	0	1	7	0	0	0	0	0	1	0	0	8-0	1-0	0	0.00
Feb 9	at UNCW	7.0	4	1	1	1	9	1	1	0	0	0	0	0	0	5-1	2-0	0	0.58
Feb 10	at UNCW	7.0	1	0	0	0	9	0	0	0	0	0	0	0	0	6-0	3-0	0	0.37
Feb 10	vs East Carolina	7.0	1	2	0	2	2	0	0	0	0	0	0	0	0	4-2	4-0	0	0.27
Feb 11	vs Purdue - Fort Wayne	5.0	5	0	0	0	1	0	0	0	0	0	0	2	0	9-0	5-0	0	0.23
Feb 17	vs Oklahoma State	6.1	15	10	10	3	4	3	0	3	0	0	0	1	0	9-10	5-1	0	2.06
Feb. 17	vs NEBRASKA	7.0	10	4	4	0	5	0	0	2	0	0	0	0	0	6-4	6-1	0	2.37
Feb 18	vs UCLA	6.0	15	8	6	1	7	2	0	1	0	0	0	0	0	4-8	6-2	0	2.92
Feb 18	vs Arizona	7.0	7	6	6	2	17	3	0	2	1	0	0	0	0	2-6	6-3	0	3.30
Feb 19	vs South Florida	7.0	7	1	1	0	15	1	0	0	1	0	0	0	0	4-1	7-3	0	3.05
Feb 24	vs Abilene Christian	5.0	1	0	0	1	7	0	0	0	0	0	0	0	0	11-0	8-3	0	2.83
Feb 24	at Texas	8.0	7	5	4	1	7	1	0	2	2	0	0	0	0	6-5	9-3	0	2.90
Feb 25	vs Texas Southern	5.0	3	0	0	0	1	0	0	0	0	0	0	1	0	8-0	10-3	0	2.72
Feb 25	at Texas	6.0	11	8	6	2	4	1	0	1	1	0	0	0	0	2-8	10-4	0	3.01
Feb 26	vs Abilene Christian	7.0	2	1	1	2	15	0	0	0	0	0	0	0	0	4-1	11-4	0	2.86
*Mar 03	NC STATE	7.0	2	0	0	1	10	0	0	0	1	0	0	0	0	7-0	12-4	0	2.67
*Mar 04	NC STATE	7.0	4	3	3	1	9	0	0	1	0	0	1	1	0	7-3	13-4	0	2.69
*Mar 05	NC STATE	6.0	3	1	1	1	9	0	0	1	0	0	0	0	0	10-1	14-4	0	2.61
Mar 07	MOUNT ST. MARY'S	7.0	7	5	3	3	11	0	0	2	1	0	0	0	0	6-5	15-4	0	2.63
Mar 07	MOUNT ST. MARY'S	5.0	6	2	1	0	11	1	0	0	0	0	0	0	0	10-2	16-4	0	2.58
Mar 08	at Gardner-Webb	5.0	4	3	1	1	3	1	0	0	1	0	0	0	0	15-3	17-4	0	2.54
*Mar 10	at North Carolina	7.0	6	1	1	2	10	1	0	1	0	0	0	0	0	4-1	18-4	0	2.46
*Mar 11	at North Carolina	6.0	10	4	4	2	3	1	0	1	1	0	0	0	0	0-4	18-5	0	2.55
*Mar 11	at North Carolina	7.0	5	1	0	1	12	0	0	0	0	0	0	1	0	3-1	19-5	0	2.44
*Mar 18	at Georgia Tech	7.0	11	4	4	0	6	1	0	3	0	0	0	0	0	7-4	20-5	0	2.50
*Mar 18	at Georgia Tech	7.0	5	2	2	0	4	0	0	0	1	0	0	0	0	8-2	21-5	1	2.48
*Mar 19	at Georgia Tech	7.0	1	1	1	0	11	0	0	1	0	0	0	0	0	5-1	22-5	1	2.42
Mar 22	CHARLOTTE	7.0	4	3	3	1	14	0	0	3	0	0	0	0	0	2-3	22-6	1	2.45
Mar 24	CHATTANOOGA	7.0	12	7	4	2	12	0	0	1	1	0	0	1	0	12-7	23-6	2	2.50
Mar 25	CHATTANOOGA	7.0	4	1	1	3	12	0	0	0	0	0	0	0	0	4-1	24-6	2	2.45
Mar 25	CHATTANOOGA	7.0	11	5	5	1	6	0	0	1	1	0	0	1	0	9-5	25-6	2	2.54
Mar 28	LIBERTY	7.0	6	5	4	3	8	1	0	1	0	0	0	0	0	9-5	26-6	2	2.59
*Apr 01	DUKE	7.0	8	7	6	2	6	1	0	2	1	0	1	0	0	1-7	26-7	2	2.70
*Apr 02	DUKE	7.0	8	5	5	2	5	2	0	2	1	0	0	0	0	1-5	26-8	2	2.77
*Apr 02	DUKE	7.0	12	8	8	0	7	3	1	2	0	0	0	0	0	13-8	27-8	2	2.93
Apr 04	LONGWOOD	6.0	5	2	2	1	5	1	0	1	0	0	0	1	0	10-2	28-8	2	2.92
Apr 04	LONGWOOD	5.0	4	1	1	0	2	0	0	1	0	0	0	0	0	11-1	29-8	2	2.88
*Apr 06	at Virginia	8.0	9	8	7	2	8	0	0	3	0	0	1	0	0	9-8	30-8	2	2.99
*Apr 07	at Virginia	7.0	10	6	4	4	5	1	0	0	2	0	0	0	0	5-6	30-9	2	3.02
*Apr 08	at Virginia	7.0	2	0	0	1	5	0	0	0	1	0	1	0	0	7-0	31-9	2	2.94
Apr 11	TENNESSEE	5.0	11	11	11	4	5	5	0	1	0	0	2	0	0	0-11	31-10	2	3.17
*Apr 14	at Notre Dame	6.0	11	6	6	0	7	1	0	2	0	0	0	1	0	1-6	31-11	2	3.25
*Apr 15	at Notre Dame	7.0	14	7	7	3	3	1	0	1	0	0	0	1	0	8-7	32-11	3	3.35
*Apr 15	at Notre Dame	4.2	12	11	11	4	2	3	0	2	2	0	1	0	0	3-11	32-12	3	3.56
Apr 18	RADFORD	5.0	3	1	1	1	8	0	0	1	0	0	0	0	0	12-1	33-12	3	3.52
*Apr 20	FLORIDA STATE	7.0	9	4	3	2	4	3	0	0	1	0	0	0	0	1-4	33-13	3	3.51
*Apr 21	FLORIDA STATE	7.0	10	6	5	3	4	2	0	0	1	0	0	1	0	3-6	33-14	3	3.55
*Apr 22	FLORIDA STATE	5.0	12	16	11	4	4	5	0	1	0	0	1	0	0	7-16	33-15	3	3.74
Apr 25	at Marshall	6.0	5	2	2	1	9	1	0	1	0	0	0	1	0	1-2	33-16	3	3.71
*Apr 28	CLEMSON	7.0	5	4	4	6	8	0	0	3	0	0	0	0	0	5-4	34-16	3	3.72
*Apr 29	CLEMSON	7.0	6	1	1	3	5	1	0	1	1	0	0	1	0	3-1	35-16	3	3.66
*Apr 30	CLEMSON	7.0	12	5	4	1	10	1	0	3	0	0	0	1	0	4-5	35-17	3	3.67
May 03	at Liberty	7.0	6	5	3	5	7	2	0	1	2	0	0	1	0	7-5	36-17	3	3.65
May 11	vs Louisville	7.0	13	8	8	4	7	1	0	2	0	0	0	1	0	10-8	37-17	3	3.74
May 12	vs Florida State	5.1	11	9	7	1	2	5	0	1	0	0	1	0	0	1-9	37-18	3	3.82
Totals		355.1	392	227	194	92	389	57	2	58	24	0	10	17	0	329-227	37-18	3	3.82



OPPONENT GAME-BY-GAME BATTING

Date	Opponent	ab	r	h	rbi	2b	3b	hr	tb	bb	ibb	sb	cs	hbp	sac	sf	gdp	k	po	a	e	lob	avg
Feb 9	vs East Carolina	19	0	4	0	0	0	0	4	1	0	0	0	1	0	0	0	7	12	3	1	6	.211
Feb 9	at UNCW	25	1	4	1	1	1	0	7	1	0	0	0	0	0	0	0	9	21	9	2	4	.182
Feb 10	at UNCW	22	0	1	0	0	0	0	1	0	0	0	0	0	0	0	0	9	21	8	1	1	.136
Feb 10	vs East Carolina	22	2	1	0	0	0	0	1	2	0	0	0	0	2	1	0	2	21	5	1	4	.114
Feb 11	vs Purdue - Fort Wayne	19	0	5	0	0	0	0	5	0	0	0	0	0	0	0	0	1	15	2	1	4	.140
Feb 17	vs Oklahoma State	32	10	15	10	3	0	3	27	3	0	0	0	0	1	0	0	4	21	12	2	7	.216
Feb. 17	vs NEBRASKA	30	4	10	4	0	0	2	16	0	0	0	0	0	0	1	0	5	21	10	2	6	.237
Feb 18	vs UCLA	33	8	15	8	2	0	1	20	1	0	2	0	0	0	0	0	7	21	7	3	8	.272
Feb 18	vs Arizona	29	6	7	6	3	0	2	16	2	0	0	0	0	0	0	0	17	21	8	1	4	.268
Feb 19	vs South Florida	28	1	7	1	1	0	0	8	0	0	2	0	0	0	0	0	15	18	4	1	6	.266
Feb 24	vs Abilene Christian	16	0	1	0	0	0	0	1	1	0	0	0	0	0	0	0	7	15	9	2	2	.255
Feb 24	at Texas	33	5	7	5	1	0	2	14	1	0	1	0	0	0	0	0	7	24	9	2	6	.250
Feb 25	vs Texas Southern	17	0	3	0	0	0	0	3	0	0	0	0	0	0	0	1	1	12	4	0	2	.246
Feb 25	at Texas	28	8	11	7	1	0	1	15	2	0	1	1	0	0	1	0	4	21	13	0	5	.258
Feb 26	vs Abilene Christian	22	1	2	1	0	0	0	2	2	0	0	0	0	0	1	0	15	18	4	2	3	.248
*Mar 03	NC STATE	23	0	2	0	0	0	0	2	1	0	0	0	0	0	0	0	10	18	7	3	3	.239
*Mar 04	NC STATE	24	3	4	3	0	0	1	7	1	0	0	0	1	0	0	1	9	18	4	1	2	.235
*Mar 05	NC STATE	20	1	3	1	0	0	1	6	1	0	0	1	0	0	0	0	9	17	5	0	2	.231
Mar 07	MOUNT ST. MARY'S	28	5	7	5	0	0	2	13	3	0	1	0	0	1	0	0	11	18	4	1	6	.232
Mar 07	MOUNT ST. MARY'S	22	2	6	1	1	0	0	7	0	0	0	1	0	0	0	0	11	14	4	2	5	.234
Mar 08	at Gardner-Webb	20	3	4	1	1	0	0	5	1	0	0	0	0	0	0	0	3	15	6	1	3	.232
*Mar 10	at North Carolina	24	1	6	1	1	0	1	10	2	0	1	0	0	2	0	0	10	21	6	1	6	.233
*Mar 11	at North Carolina	28	4	10	4	1	0	1	14	2	0	5	1	0	0	0	0	3	21	6	1	8	.239
*Mar 11	at North Carolina	23	1	5	1	0	0	0	5	1	0	2	0	0	2	0	0	12	21	8	3	4	.239
*Mar 18	at Georgia Tech	30	4	11	4	1	0	3	21	0	0	0	0	0	2	0	0	6	21	3	1	7	.245
*Mar 18	at Georgia Tech	25	2	5	2	0	0	0	5	0	0	0	1	0	0	0	0	4	21	6	1	2	.243
*Mar 19	at Georgia Tech	22	1	1	1	0	0	1	4	0	0	0	0	0	0	0	0	11	21	6	0	0	.236
Mar 22	CHARLOTTE	24	3	4	3	0	0	3	13	1	0	0	0	0	1	0	0	14	21	11	1	2	.234
Mar 24	CHATTANOOGA	32	7	12	7	0	0	1	15	2	0	2	0	0	0	1	1	12	18	5	2	7	.240
Mar 25	CHATTANOOGA	25	1	4	1	0	0	0	4	3	0	1	0	0	0	0	0	12	18	6	0	6	.238
Mar 25	CHATTANOOGA	34	5	11	5	0	0	1	14	1	0	0	0	0	0	0	0	6	18	4	2	9	.241
Mar 28	LIBERTY	28	5	6	5	1	0	1	10	3	0	0	0	0	0	0	0	8	18	8	1	5	.240
*Apr 01	DUKE	29	7	8	7	1	0	2	15	2	0	0	0	1	0	1	0	6	21	5	0	5	.242
*Apr 02	DUKE	28	5	8	4	2	0	2	16	2	0	2	0	0	2	0	0	5	21	10	0	6	.243
*Apr 02	DUKE	33	8	12	8	3	1	2	23	0	0	0	0	0	0	0	0	7	18	5	2	4	.247
Apr 04	LONGWOOD	22	2	5	1	1	0	1	9	1	0	0	1	0	0	0	0	5	15	4	2	3	.247
Apr 04	LONGWOOD	19	1	4	1	0	0	1	7	0	0	0	0	0	0	0	0	2	12	2	2	3	.246
*Apr 06	at Virginia	35	8	9	7	0	0	3	18	2	0	2	0	1	0	0	0	8	24	6	0	6	.247
*Apr 07	at Virginia	31	6	10	3	1	0	0	11	4	0	0	0	0	1	1	0	5	24	10	0	10	.249
*Apr 08	at Virginia	25	0	2	0	0	0	0	2	1	0	0	0	1	0	0	0	5	21	8	0	6	.245
Apr 11	TENNESSEE	25	11	11	11	5	0	1	19	4	0	2	0	2	0	1	0	5	15	3	0	6	.250
*Apr 14	at Notre Dame	28	6	11	6	1	0	2	18	0	0	3	0	0	0	0	0	7	21	6	1	4	.253
*Apr 15	at Notre Dame	29	7	14	7	1	0	1	18	3	0	0	0	0	2	0	0	3	21	14	1	6	.259
*Apr 15	at Notre Dame	24	11	12	11	3	0	2	21	4	0	1	0	1	2	0	0	2	15	3	2	6	.264
Apr 18	RADFORD	18	1	3	1	0	0	1	6	1	0	1	0	0	0	0	0	8	12	3	3	3	.263
*Apr 20	FLORIDA STATE	31	4	9	3	3	0	0	12	2	0	2	0	0	0	0	0	4	21	8	1	8	.264
*Apr 21	FLORIDA STATE	31	6	10	6	2	0	0	12	3	0	3	1	0	0	0	1	4	21	7	1	7	.265
*Apr 22	FLORIDA STATE	29	16	12	14	5	0	1	20	4	0	1	0	1	0	0	0	4	15	7	1	3	.268
Apr 25	at Marshall	20	2	5	2	1	0	1	9	1	0	1	0	0	1	0	0	9	21	10	1	2	.268
*Apr 28	CLEMSON	26	4	5	4	0	0	3	14	6	0	1	0	0	0	0	0	8	20	13	0	7	.267
*Apr 29	CLEMSON	27	1	6	1	1	0	1	10	3	0	0	0	0	0	0	1	5	18	4	1	8	.266
*Apr 30	CLEMSON	33	5	12	5	1	0	3	22	1	0	0	0	0	0	0	0	10	21	5	1	8	.268
May 03	at Liberty	28	5	6	5	2	0	1	11	5	0	0	0	0	0	0	1	7	21	8	1	7	.267
May 11	vs Louisville	31	8	13	8	1	0	2	20	4	0	1	0	0	1	0	1	7	21	7	3	7	.270
May 12	vs Florida State	29	9	11	9	5	0	1	19	1	0	3	0	1	0	0	0	2	18	6	0	6	.273
Totals		1438	227	392	212	57	2	58	627	92	0	41	7	10	20	8	7	389	1038	360	65	276	.273



OPPONENT GAME-BY-GAME PITCHING

Date	Opponent	ip	h	r	er	bb	so	2b	3b	hr	wp	bk	hbp	dp	ibb	score	w-l	sv	era
Feb 9	vs East Carolina	4.0	11	8	7	2	1	2	0	1	0	0	1	0	0	0-8	0-1	0	12.25
Feb 9	at UNCW	7.0	9	5	3	3	5	3	0	2	0	0	0	0	0	1-5	0-2	0	6.36
Feb 10	at UNCW	7.0	10	6	5	2	2	3	0	2	0	0	1	0	0	0-6	0-3	0	5.83
Feb 10	vs East Carolina	7.0	7	4	2	4	2	0	1	0	0	0	0	1	0	2-4	0-4	0	4.76
Feb 11	vs Purdue - Fort Wayne	5.0	9	9	9	4	2	1	1	3	0	0	0	1	0	0-9	0-5	0	6.07
Feb 17	vs Oklahoma State	7.0	14	9	9	1	3	2	0	5	0	0	0	1	0	10-9	1-5	0	6.62
Feb. 17	vs NEBRASKA	7.0	10	6	4	3	1	1	0	3	0	0	0	0	0	4-6	1-6	0	6.20
Feb 18	vs UCLA	7.0	5	4	2	1	9	1	0	1	1	0	1	1	0	8-4	2-6	0	5.63
Feb 18	vs Arizona	7.0	3	2	1	1	6	0	0	1	0	0	0	0	0	6-2	3-6	0	5.07
Feb 19	vs South Florida	6.0	7	4	3	3	3	0	0	0	0	0	0	0	0	1-4	3-7	0	4.92
Feb 24	vs Abilene Christian	5.0	10	11	10	7	2	5	0	1	1	0	0	0	0	0-11	3-8	0	5.58
Feb 24	at Texas	8.0	7	6	3	0	5	0	0	3	0	0	0	1	0	5-6	3-9	0	5.27
Feb 25	vs Texas Southern	4.0	9	8	8	1	1	0	1	3	0	0	0	0	0	0-8	3-10	0	5.70
Feb 25	at Texas	7.0	7	2	2	1	1	2	0	1	0	0	1	0	0	8-2	4-10	0	5.41
Feb 26	vs Abilene Christian	6.0	4	4	3	5	1	0	0	1	1	0	1	0	0	1-4	4-11	0	5.29
*Mar 03	NC State	6.0	9	7	5	2	1	0	1	0	0	0	0	0	0	0-7	4-12	0	5.32
*Mar 04	NC State	6.0	8	7	7	2	4	0	0	4	0	0	0	0	0	3-7	4-13	0	5.48
*Mar 05	NC State	5.2	8	10	10	4	3	1	0	2	1	0	0	0	0	1-10	4-14	0	5.83
Mar 07	Mount St. Mary's	6.0	6	6	4	4	1	2	1	2	1	0	0	0	0	5-6	4-15	0	5.77
Mar 07	Mount St. Mary's	4.2	10	10	4	2	3	2	0	3	0	0	0	0	0	2-10	4-16	0	5.78
Mar 08	at Gardner-Webb	5.0	13	15	15	6	1	0	0	7	0	0	2	1	0	3-15	4-17	0	6.38
*Mar 10	at North Carolina	7.0	7	4	4	4	2	2	0	3	0	0	1	1	0	1-4	4-18	0	6.25
*Mar 11	at North Carolina	7.0	3	0	0	1	5	0	0	0	0	0	0	0	0	4-0	5-18	0	5.94
*Mar 11	at North Carolina	7.0	7	3	0	2	3	1	0	0	0	0	0	0	0	1-3	5-19	0	5.66
*Mar 18	at Georgia Tech	7.0	7	7	7	4	5	3	0	1	0	0	0	0	0	4-7	5-20	0	5.72
*Mar 18	at Georgia Tech	7.0	8	8	7	4	9	0	0	5	0	0	1	0	0	2-8	5-21	0	5.78
*Mar 19	at Georgia Tech	7.0	6	5	5	4	6	0	1	3	0	0	0	0	0	1-5	5-22	0	5.75
Mar 22	Charlotte	7.0	1	2	2	2	5	0	0	1	0	0	0	1	0	3-2	6-22	0	5.60
Mar 24	Chattanooga	6.0	7	12	11	15	3	4	1	0	0	0	0	1	0	7-12	6-23	0	5.84
Mar 25	Chattanooga	6.0	7	4	4	5	5	0	0	1	0	0	0	1	0	1-4	6-24	0	5.80
Mar 25	Chattanooga	6.0	5	9	7	6	6	0	0	2	2	0	2	0	0	5-9	6-25	0	5.87
Mar 28	Liberty	6.0	15	9	9	3	2	5	0	2	0	0	1	1	0	5-9	6-26	0	6.01
*Apr 01	Duke	7.0	1	1	1	4	4	0	0	1	0	0	0	0	0	7-1	7-26	1	5.84
*Apr 02	Duke	7.0	3	1	1	0	7	0	0	1	0	0	0	0	0	5-1	8-26	1	5.68
*Apr 02	Duke	6.0	9	13	10	5	6	1	0	4	2	0	0	0	0	8-13	8-27	1	5.85
Apr 04	Longwood	5.0	14	10	10	2	1	3	0	1	1	0	1	0	0	2-10	8-28	1	6.03
Apr 04	Longwood	4.0	11	11	9	6	2	0	0	2	2	0	0	0	0	1-11	8-29	1	6.20
*Apr 06	at Virginia	8.0	15	9	9	5	8	2	0	2	0	0	2	1	0	8-9	8-30	1	6.25
*Apr 07	at Virginia	8.0	8	5	5	6	6	0	0	1	1	0	1	1	0	6-5	9-30	1	6.19
*Apr 08	at Virginia	7.0	12	7	7	5	4	3	0	2	0	0	1	0	0	0-7	9-31	1	6.21
Apr 11	Tennessee	5.0	1	0	0	1	6	0	0	0	0	0	0	0	0	11-0	10-31	1	6.09
*Apr 14	at Notre Dame	7.0	7	1	1	1	0	0	1	0	0	0	1	1	0	6-1	11-31	1	5.96
*Apr 15	at Notre Dame	7.0	9	8	8	1	2	2	0	4	0	0	0	0	0	7-8	11-32	1	6.01
*Apr 15	at Notre Dame	5.0	6	3	3	3	1	1	0	0	0	0	0	0	0	11-3	12-32	1	5.98
Apr 18	Radford	4.0	11	12	11	5	0	3	0	3	0	0	0	0	0	1-12	12-33	1	6.17
*Apr 20	Florida State	7.0	7	1	1	2	1	0	0	0	0	0	0	0	0	4-1	13-33	2	6.04
*Apr 21	Florida State	7.0	6	3	2	5	3	1	0	0	0	0	0	0	0	6-3	14-33	3	5.95
*Apr 22	Florida State	5.0	7	7	1	1	3	2	1	2	1	0	0	0	0	16-7	15-33	3	5.87
Apr 25	at Marshall	7.0	6	1	1	2	4	0	0	1	1	0	0	1	0	2-1	16-33	3	5.76
*Apr 28	Clemson	6.2	10	5	5	0	4	0	0	2	1	0	0	1	0	4-5	16-34	3	5.75
*Apr 29	Clemson	6.0	7	3	1	0	1	0	0	0	0	0	0	1	0	1-3	16-35	3	5.66
*Apr 30	Clemson	7.0	8	4	3	2	4	1	0	1	0	0	0	0	0	5-4	17-35	4	5.60
May 03	at Liberty	7.0	10	7	7	3	2	2	0	2	0	0	0	1	0	5-7	17-36	4	5.63
May 11	vs Louisville	7.0	13	10	9	1	8	4	0	4	1	0	0	0	0	8-10	17-37	4	5.70
May 12	vs Florida State	6.0	3	1	1	1	6	0	0	1	0	0	0	0	0	9-1	18-37	4	5.62
Totals		346.0	433	329	278	169	191	65	9	97	17	0	18	18	0	227-329	18-37	4	5.62



GAME-BY-GAME LEADERS

Opponent	Date	Hits	Runs	BB	RBI	HR	SB	Ks	IP
East Carolina	2/9/23	3 - Thruk	2 - (2 players)	1 - (2 players)	3 - Peck	1 - Peck	1 - Thruk	7 - Lemley	5.0 - Lemley
UNCW	2/9/23	2 - (2 players)	1 - (5 players)	2 - Aldridge	2 - (2 players)	1 - (2 players)	1 - (2 players)	9 - Grein	7.0 - Grein
UNCW	2/10/23	2 - (4 players)	2 - (2 players)	1 - (2 players)	3 - Bailey	1 - (2 players)	1 - Bailey	9 - Lemley	7.0 - Lemley
East Carolina	2/10/23	2 - Bailey	1 - (4 players)	2 - Aldridge	1 - (2 players)	None	None	2 - Grein	7.0 - Grein
Purdue Fort Wayne	2/11/23	3 - (2 players)	3 - Ritter	1 - (2 players)	4 - Greene	2 - Greene	1 - Ritter	1 - Peck	3.0 - Peck
No. 5 Oklahoma State	2/17/23	3 - (players)	2 - Greene	1 - Aldridge	3 - Bailey	1 - 5 players	None	3 - Grein	4.0 - Grein
RV Nebraska	2/17/23	3 - Fagan	2 - Fagan	1 - (3 players)	1 - (4 players)	1 - (3 players)	None	5 - Lemley	7.0 - Lemley
No. 2 UCLA	2/18/23	1 - (5 players)	1 - (4 players)	1 - Fagan	2 - Bailey	1 - Bailey	None	6 - Grein	5.1 - Grein
No. 10 Arizona	2/18/23	1 - (4 players)	1 - (2 players)	1 - Peck	1 - Overaitis	1 - Overaitis	None	17 - Lemley	7.0 - Lemley
USF	2/19/23	2 - Fagan	1 - (4 players)	1 - (3 players)	1 - 4 players	None	1 - (2 players)	15 - Lemley	7.0 - Lemley
Abilene Christian	2/24/23	2 - Thruk	2 - (3 players)	1 - (7 players)	4 - Thruk	1 - Thruk	1 - Ritter	7 - Grein	5.0 - Grein
No. 9 Texas	2/24/23	1 - (7 players)	1 - (6 players)	None	2 - (2 players)	1 - (3 players)	1 - (2 players)	7 - Lemley	8.0 - Lemley
Texas Southern	2/25/23	2 - (2 players)	2 - (2 players)	1 - Fagan	3 - Jackson	1 - (3 players)	1 - Brown	1 - Jacobson	5.0 - Jacobson
No. 9 Texas	2/25/23	2 - (3 players)	1 - (2 players)	1 - Jackson	1 - (2 players)	1 - Bennett	None	4 - Grein	6.0 - Grein
Abilene Christian	2/26/23	2 - Greene	2 - Thruk	2 - Overaitis	2 - Greene	1 - Greene	1 - (3 players)	15 - Lemley	7.0 - Lemley
NC State	3/3/23	2 - Bailey	2 - (2 players)	1 - (2 players)	2 - Bennett	None	None	10 - Lemley	7.0 - Lemley
NC State	3/4/23	2 - (2 players)	2 - (2 players)	1 - (2 players)	4 - Greene	2 - Greene	1 - Brown	5 - Lemley	4.0 - Grein
NC State	3/5/23	3 - Ritter	2 - (2 players)	1 - (4 players)	3 - Fagan	1 - (2 players)	1 - Ritter	9 - Lemley	6.0 - Lemley
Mount St. Mary's	3/7/23	2 - Hanson	2 - Greene	2 - Greene	3 - Hanson	1 - (2 players)	1 - Ritter	11 - Grein	7.0 - Lemley
Mount St. Mary's	3/7/23	2 - (3 players)	2 - (3 players)	1 - (2 players)	3 - Bailey	1 - (3 players)	2 - Brown	7 - Jacobson	3.0 - Jacobson
Gardner-Webb	3/8/23	2 - (3 players)	3 - Ritter	1 - (6 players)	3 - RBI	1 - (7 players)	1 - (2 players)	2 - Jacobson	3.0 - Grein
North Carolina	3/10/23	2 - Bailey	1 - (4 players)	1 - (4 players)	2 - Ritter	1 - (3 players)	1 - Ritter	10 - Lemley	7.0 - Lemley
North Carolina	3/11/23	1 - (3 players)	None	1 - (1 player)	None	None	None	3 - Grein	6.0 - Grein
North Carolina	3/11/23	1 - (7 players)	1 - (3 players)	1 - (2 players)	1 - (2 players)	None	None	12 - Lemley	7.0 - Lemley
Georgia Tech	3/18/23	2 - Ritter	2 - (2 players)	1 - (4 players)	4 - Ritter	1 - Fagan	1 - Peck	6 - Lemley	7.0 - Lemley
Georgia Tech	3/18/23	2 - (3 players)	2 - (2 players)	1 - (4 players)	4 - Peck	2 - Peck	None	3 - Jacobson	5.2 - Jacobson
Georgia Tech	3/19/23	1 - (6 players)	1 (5 players)	1 - (4 players)	2 - (2 players)	1 - (3 players)	1 - Fagan	11 - Lemley	7.0 - Lemley
Charlotte	3/22/23	1 - Bailey	1 - (2 players)	2 - Fagan	2 - Bailey	1 - Bailey	None	14 - Lemley	7.0 - Lemley
Chattanooga	3/24/23	2 - (2 players)	2 - (3 players)	4 - Aldridge	5 - Bennett	None	1 - Ritter	7 - Lemley	4.0 - Grein
Chattanooga	3/25/23	2 - (2 players)	1 - (4 players)	2 - Greene	2 - Chavez	1 - Chavez	1 - (2 players)	12 - Lemley	7.0 - Lemley
Chattanooga	3/25/23	2 - Peck	2 - (2 players)	2 - Chavez	4 - Peck	1 - (2 players)	1 - Peck	4 - Jacobson	6.0 - Jacobson
Liberty	3/28/23	2 - (6 players)	2 - (4 players)	1 - (3 players)	3 - Greene	1 - (2 players)	1 - Ritter	8 - Lemley	7.0 - Lemley
No. 13 Duke	4/1/23	1 - Bailey	1 - Bailey	1 - (4 players)	1 - Bailey	1 - Bailey	None	6 - Lemley	7.0 - Lemley
No. 13 Duke	4/2/23	1 - (3 players)	1 - Slaw	None	1 - Slaw	1 - Slaw	1 - Ritter	5 - Grein	6.2 - Grein
No. 13 Duke	4/2/23	2 - (3 players)	3 - (2 players)	2 - Ritter	4 - Ritter	2 - Ritter	None	7 - Lemley	7.0 - Lemley
Longwood	4/4/23	4 - Ritter	3 - (2 players)	1 - (2 players)	4 - Ritter	1 - Fagan	1 - (2 players)	5 - Grein	6.0 - Grein
Longwood	4/4/23	2 - (3 players)	3 - Fagan	1 - (6 players)	2 - (3 players)	1 - (2 players)	2 - Fagan	2 - Jacobson	5.0 - Jacobson
Virginia	4/6/23	4 - Brown	2 - (3 players)	2 - (2 players)	5 - Peck	1 - (2 players)	1 - Brown	8 - Lemley	8.0 - Lemley
Virginia	4/7/23	3 - Brown	2 - Ritter	2 - Ritter	4 - Bailey	1 - Bailey	1 - Brown	3 - Grein	4.1 - Grein
Virginia	4/8/23	4 - Bennett	2 - Bennett	2 - Aldridge	3 - Aldridge	1 - (2 players)	None	5 - Lemley	7.0 - Lemley
No. 7 Tennessee	4/11/23	1 - Fagan	None	1 - Peck	None	None	None	3 - Lemley	2.2 - Grein
Notre Dame	4/14/23	3 - Brown	1 - Bailey	1 - Castine	1 - Castine	None	1 - Brown	7 - Lemley	6.0 - Lemley
Notre Dame	4/15/23	3 - Peck	3 - Peck	1 - Thruk	3 - Peck	2 - Peck	None	2 - Lemley	4.0 - Jacobson
Notre Dame	4/15/23	2 - Greene	1 - (3 players)	1 - (3 players)	2 - Castine	None	None	2 - Lemley	4.0 - Lemley
Radford	4/18/23	2 - (4 players)	3 - Fagan	2 - Greene	5 - Ritter	1 (3 players)	1 - Brown	3 - (2 players)	2.0 - (2 players)
No. 5 Florida State	4/20/23	3 - Fagan	1 - Fagan	2 - Greene	1 - Peck	None	None	4 - Lemley	7.0 - Lemley
No. 5 Florida State	4/21/23	2 - (3 players)	1 - (3 players)	1 - (5 players)	1 - (3 players)	None	1 - Ritter	3 - Grein	6.0 - Grein
No. 5 Florida State	4/22/23	2 - (2 players)	2 - Bailey	1 - Brown	3 - Bailey	1 - (2 players)	None	3 - Lemley	2.1 - Grein
Marshall	4/25/23	1 - (6 players)	1 - Aldridge	1 - (2 players)	1 - Aldridge	1 - Aldridge	2 - Brown	9 - Lemley	6.0 - Lemley
No. 6 Clemson	4/28/23	2 - (2 players)	1 - (5 players)	None	3 - Fagan	1 - (2 players)	None	7 - Lemley	6.2 - Lemley
No. 6 Clemson	4/29/23	2 - Fagan	1 - (3 players)	None	1 - (3 players)	None	1 - Brown	5 - Grein	7.0 - Grein
No. 6 Clemson	4/30/23	2 - (2 players)	1 - (4 players)	1 - (2 players)	2 - Castine	1 - Castine	1 - Ritter	5 - (2 players)	3.2 - Lemley
Liberty	5/3/23	2 - Aldridge	2 - (2 players)	1 - (3 players)	2 - (2 players)	1 - (2 players)	None	4 - (Lemley)	4.0 - Lemley
Louisville	5/11/23	2 - (4 players)	1 - (2 players)	1 - Castine	3 - Fagan	1 - (4 players)	None	6 - Lemley	5.2 - Lemley
No. 3 Florida State	5/12/23	1 - (3 players)	1 - (Greene)	1 - Aldridge	1 - Greene	1 - Greene	None	1 - (2 players)	3.2 - Jacobson



GAME-BY-GAME STARTERS

Opponent	Date	P	C	1B	2B	3B	SS	LF	CF	RF	DP
East Carolina	2/9/23	Lemley	Bennett	Bailey	Fagan	Peck	Thrunk	Brown	Ritter	Overaitis	Slaw
UNCW	2/9/23	Grein	Aldridge	Bailey	Fagan	Peck	Castine	Brown	Ritter	Greene	Chavez
UNCW	2/10/23	Lemley	Aldridge	Bailey	Fagan	Bennett	Thrunk	Ritter	Peck	Overaitis	Slaw
East Carolina	2/10/23	Grein	Aldridge	Bailey	Fagan	Castine	Thrunk	Ritter	Peck	Overaitis	Greene
Purdue Fort Wayne	2/11/23	Peck	Aldridge	Bailey	Fagan	Greene	Thrunk	Brown	Ritter	Overaitis	Slaw
No. 5 Oklahoma State	2/17/23	Grein	Aldridge	Bailey	Fagan	Bennett	Thrunk	Ritter	Peck	Greene	Slaw
RV Nebraska	2/17/23	Lemley	Aldridge	Bailey	Fagan	Bennett	Thrunk	Ritter	Peck	Greene	Hanson
No. 2 UCLA	2/18/23	Peck	Aldridge	Bailey	Fagan	Bennett	Thrunk	Brown	Ritter	Greene	Hanson
No. 10 Arizona	2/18/23	Lemley	Aldridge	Bailey	Fagan	Bennett	Thrunk	Ritter	Peck	Greene	Hanson
USF	2/19/23	Lemley	Castine	Bailey	Fagan	Bennett	Thrunk	Ritter	Peck	Greene	Hanson
Abilene Christian	2/24/23	Grein	Aldridge	Bailey	Fagan	Bennett	Thrunk	Ritter	Peck	Greene	Overaitis
No. 9 Texas	2/24/23	Lemley	Aldridge	Bailey	Fagan	Bennett	Thrunk	Ritter	Peck	Greene	Jackson
Texas Southern	2/25/23	Jacobson	Aldridge	Bailey	Fagan	Bennett	Thrunk	Brown	Ritter	Greene	Jackson
No. 9 Texas	2/25/23	Grein	Aldridge	Bailey	Fagan	Bennett	Thrunk	Greene	Ritter	Overaitis	Jackson
Abilene Christian	2/25/23	Lemley	Castine	Bailey	Fagan	Bennett	Thrunk	Greene	Ritter	Overaitis	Jackson
NC State	3/3/23	Lemley	Castine	Bailey	Fagan	Bennett	Thrunk	Peck	Peck	Greene	Jackson
NC State	3/4/23	Grein	Castine	Bailey	Fagan	Bennett	Thrunk	Ritter	Peck	Greene	Jackson
NC State	3/5/23	Lemley	Castine	Bailey	Fagan	Bennett	Thrunk	Ritter	Peck	Greene	Hanson
Mount St. Mary's	3/7/23	Grein	Aldridge	Bailey	Fagan	Bennett	Thrunk	Ritter	Peck	Greene	Hanson
Mount St. Mary's	3/7/23	Jacobson	Aldridge	Bailey	Greene	Castine	Thrunk	Jackson	Brown	Overaitis	Slaw
Gardner-Webb	3/8/23	Grein	Aldridge	Bailey	Fagan	Bennett	Thrunk	Jackson	Ritter	Greene	Hanson
North Carolina	3/10/23	Lemley	Aldridge	Bailey	Fagan	Bennett	Thrunk	Ritter	Peck	Greene	Jackson
North Carolina	3/11/23	Grein	Aldridge	Bailey	Fagan	Bennett	Thrunk	Ritter	Peck	Greene	Jackson
North Carolina	3/11/23	Lemley	Castine	Bailey	Fagan	Bennett	Thrunk	Ritter	Peck	Greene	Jackson
Georgia Tech	3/18/23	Lemley	Aldridge	Bailey	Fagan	Bennett	Thrunk	Ritter	Peck	Greene	Jackson
Georgia Tech	3/18/23	Jacobson	Aldridge	Bailey	Fagan	Bennett	Thrunk	Ritter	Peck	Greene	Jackson
Georgia Tech	3/19/23	Lemley	Aldridge	Bailey	Fagan	Bennett	Thrunk	Ritter	Peck	Greene	Overaitis
Charlotte	3/23/23	Lemley	Aldridge	Bailey	Fagan	Bennett	Thrunk	Ritter	Peck	Greene	Slaw
Chattanooga	3/25/23	Grein	Aldridge	Bailey	Fagan	Bennett	Thrunk	Ritter	Peck	Greene	Jackson
Chattanooga	3/26/23	Lemley	Aldridge	Bailey	Fagan	Bennett	Thrunk	Ritter	Peck	Greene	Chavez
Chattanooga	3/26/23	Jacobson	Aldridge	Bailey	Fagan	Bennett	Thrunk	Ritter	Peck	Greene	Chavez
Liberty	3/28/23	Lemley	Aldridge	Bailey	Fagan	Bennett	Thrunk	Ritter	Peck	Greene	Chavez
No. 13 Duke	4/1/23	Lemley	Aldridge	Bailey	Fagan	Bennett	Thrunk	Ritter	Peck	Greene	Chavez
No. 13 Duke	4/2/23	Grein	Aldridge	Bailey	Fagan	Bennett	Thrunk	Ritter	Peck	Greene	Chavez
No. 13 Duke	4/2/23	Lemley	Aldridge	Bailey	Fagan	Bennett	Castine	Brown	Ritter	Greene	Chavez
Longwood	4/4/23	Grein	Aldridge	Bailey	Fagan	Bennett	Castine	Ritter	Peck	Greene	Chavez
Longwood	4/4/23	Jacobson	Aldridge	Bailey	Fagan	Bennett	Castine	Brown	Ritter	Greene	Slaw
Virginia	4/6/23	Lemley	Aldridge	Bailey	Fagan	Bennett	Castine	Brown	Ritter	Greene	Peck
Virginia	4/7/23	Grein	Aldridge	Bailey	Fagan	Bennett	Castine	Brown	Ritter	Greene	Peck
Virginia	4/8/23	Lemley	Aldridge	Bailey	Fagan	Bennett	Thrunk	Brown	Ritter	Greene	Peck
No. 7 Tennessee	4/11/23	Lemley	Aldridge	Bailey	Fagan	Bennett	Castine	Brown	Ritter	Greene	Peck
Notre Dame	4/14/23	Lemley	Aldridge	Bailey	Fagan	Bennett	Castine	Brown	Ritter	Greene	Peck
Notre Dame	4/15/23	Grein	Castine	Bailey	Fagan	Bennett	Thrunk	Brown	Ritter	Greene	Peck
Notre Dame	4/15/23	Lemley	Castine	Bailey	Fagan	Bennett	Thrunk	Brown	Ritter	Greene	Peck
Radford	4/18/23	Grein	Castine	Bailey	Fagan	Bennett	Thrunk	Brown	Ritter	Greene	Peck
No. 5 Florida State	4/20/23	Lemley	Aldridge	Bailey	Fagan	Bennett	Castine	Brown	Ritter	Greene	Peck
No. 5 Florida State	4/21/23	Grein	Aldridge	Bailey	Fagan	Bennett	Castine	Brown	Ritter	Greene	Peck
No. 5 Florida State	4/22/23	Lemley	Aldridge	Bailey	Fagan	Bennett	Thrunk	Ritter	Brown	Greene	Peck
Marshall	4/25/23	Lemley	Aldridge	Bailey	Fagan	Bennett	Thrunk	Brown	Peck	Greene	Ritter
No. 6 Clemson	4/28/23	Lemley	Aldridge	Bailey	Fagan	Bennett	Thrunk	Brown	Peck	Greene	Ritter
No. 6 Clemson	4/29/23	Grein	Aldridge	Bailey	Fagan	Bennett	Castine	Brown	Peck	Greene	Ritter
No. 6 Clemson	4/30/23	Lemley	Aldridge	Greene	Fagan	Bennett	Castine	Brown	Peck	Ritter	Hanson
Liberty	5/3/22	Lemley	Aldridge	Greene	Fagan	Bennett	Castine	Brown	Peck	Ritter	Hanson
Louisville	5/11/23	Lemley	Aldridge	Bailey	Fagan	Bennett	Castine	Brown	Peck	Ritter	Greene
No. 3 Florida State	5/12/23	Grein	Aldridge	Bailey	Fagan	Bennett	Castine	Brown	Peck	Ritter	Greene





Pete D'AMOUR (Duh-more)

- Fifth season at Virginia Tech
- 2019 & 2022 ACC Coach of the Year
- 7th as a head coach in Division I
- Led Kennesaw State to its first NCAA Regional appearance
- Went to five super regionals and three Women's CWS at Missouri

The D'Amour File

PERSONAL

BORN: Jan. 7, 1980

HOMETOWN: Monrovia, Maryland

FAMILY: Wife, Anna. Son, Reaux

COACHING RECORD AT VIRGINIA TECH: 151-40 (5th year)

CAREER HEAD COACHING RECORD: 230-77 (.749)

EDUCATION

Missouri - Bachelor's Degree in General Studies

Missouri - Master's Degree in Sports Psychology

JOINED TECH STAFF: May 31, 2018

YEARS OF COLLEGIATE HEAD COACHING: 7

YEARS OF COLLEGIATE COACHING: 16

COACHING HISTORY

2019-	Virginia Tech (Head Coach)
2017-18	Kennesaw State (Head Coach)
2015-16	Missouri (Associate Head Coach)
2009-14	Missouri (Assistant Coach)
2007-08	Missouri (Volunteer Assistant Coach)

PLAYING HISTORY

Played SS and P in men's fastpitch for seven seasons

MVP of the 2007 NSA World Series

Played baseball at Texas A&M-Corpus Christi & Frostburg State

POSTSEASON EXPERIENCE

VT	2019 (Regional - Lexington, Ky.)
	2021 (Supers - Los Angeles, Calif.)
	2022 (Supers - Blacksburg, Va.)
KSU	2018 (Regional - Tallahassee, Fla.)
	2017 (NISC Semifinals - Lynchburg, Tenn.)
Missouri	2016 (Supers - Ann Arbor, Mich.)
	2015 (Supers - Los Angeles, Calif.)
	2014 (Regional - Columbia, Mo.)
	2013 (Supers - Columbia, Mo.)
	2012 (Supers - Columbia, Mo.)
	2011 (WCWS - Oklahoma City, Okla.)
	2010 (WCWS - Oklahoma City, Okla.)
	2009 (WCWS - Oklahoma City, Okla.)

D'Amour and his staff were recognized with the NFCA Mid-Atlantic Staff of the Year after yet another historic season in 2022. The staff also earned the award following the 2019 and 2021 seasons.

The Hokies advanced to the Super Regionals for the second straight season and hosted a Regional and a Super Regional for the first time in school history in D'Amour's fourth season at the helm. Tech also earned its second ACC Regular Season Title in four seasons, posting a 21-2 record in conference play, the best winning percentage in school history.

Virginia Tech had a conference-high 11 members on the All-ACC teams, including D'Amour being named Coach of the Year, Keely Rochard named Pitcher of the Year and Emma Lemley named Freshman of the Year. Rochard was also tabbed a Top-10 Finalist for USA Softball Player of the Year, while Lemley was a Top-3 Finalist for Schutt Sports/NFCA Freshman of the Year.

Under D'Amour, Rochard was named a First Team All-American for the second straight season and Emma Ritter earned a spot on the Third Team, marking the first time two Hokies have been honored as All-Americans in the same season. Tech finished the year with a 46-10 overall record, including 14 wins over Top-25 ranked opponents. D'Amour also notched his 200th career win in 2022.

D'Amour led the Hokies to their second ever appearance in the NCAA Super Regionals during the 2021 campaign, doing so in just his second full season. Selected for the NCAA Tournament in both full seasons as head coach, D'Amour's Hokies were the No. 2 seed at the 2021 Tempe Regional with national No. 15 seed Arizona State as the group's favorite. Tech emerged from the four-team regional undefeated under D'Amour's guidance, the first time in school history that the Hokies swept an NCAA Regional.

2021 was not just a historic year for the Hokies, but for D'Amour as well as he became the fastest head coach in program history to reach 100 wins, doing so in just 127 games. Under D'Amour's tutelage, pitcher Keely Rochard became Tech's third NFCA All-American ever and just the second to earn first-team honors. D'Amour and his wife Anna also welcomed their first son, Reaux, to the world prior to the NCAA Tournament.

In his second season leading the Hokies, Coach Pete D'Amour led the team to a 21-4 record and was in first place in the ACC when the season ended. He helped guide the team to an impressive 3-2 record at the St. Pete/Clearwater Elite Invitational against five top-25 opponents, including wins over #14 Minnesota and #17 South Carolina. D'Amour guided the progression of pitcher Keely Rochard, who was one of the nation's top pitchers in 2020, and also helped the Hokies' offense to the highest scoring in the ACC.

Guiding Virginia Tech to one of the biggest turnarounds in NCAA softball history, Pete D'Amour led the Hokies in his first year to a 24-game win improvement in 2019 after posting a 47-11 record, including a 20-4 mark in ACC play.

The 47 wins were the fourth most in school history while the 20 ACC wins were the most in program history. On Tech's way to 20 league wins, it earned an ACC regular-season title and a Coastal Division crown after being picked 10th in the ACC preseason poll. By doing so, it also earned the Hokies their first trip to the NCAA Tournament since 2015, winning two games at the Lexington Regional to pick up their first NCAA win since 2014.

No stranger to success, D'Amour, out of the new 11 Power Five head coaches in 2019, picked up the most wins of the group. The 2019 ACC Coach of the Year earned the nod to mark just Tech's second time winning it, while a school-record five Hokies made an All-ACC first team. Under D'Amour's direction, pitcher Carrie Eberle was named ACC Pitcher of the Year and third baseman Kelsey Bennett was tabbed Freshman of the Year.

He also tutored two Softball America All-Americans in outfielders Emma Strouth and Darby Trull, who both hit over .400 and tallied 60-plus putouts, as well as a school-record seven NFCA All-Region (Mid-Atlantic) selections and a school-record eight VaSID all-staters. D'Amour also was tabbed VaSID Coach of the Year.

Under his watch, Tech became ranked during the season, something that hadn't been done since 2015, and got up to as high as No. 19 in the ESPN.com/USA Softball poll and No. 22 in the USA Today/NFCA poll. The Hokies were ranked for 11 consecutive weeks in the ESPN.com/USA Softball poll, breaking the program record set in 2007 of 10 weeks.

Tech took big strides at the plate in '19, resetting over 20 individual and team school records, including batting average (.334) and home runs (97), just to name a few. The Hokies led the ACC in batting average and home runs per game (1.67), while also getting it done in the circle with shutouts (22). D'Amour had the Hokies ready to play against in-state rival Virginia in the Commonwealth Clash presented by Virginia529, sweeping the Cavaliers 3-0 and not allowing a runner to touch third base or home plate in the series, a first in program history, for three shutout wins.

D'Amour joined the Hokies after two seasons as the head coach at Kennesaw State, where he led the Owls to a 79-37 record and two postseason appearances. Before taking over the Kennesaw State program in 2017, he earned a reputation as one of the nation's premier recruiters during his 10-year tenure as assistant coach at the University of Missouri, a perennial NCAA tournament participant.

RECORD vs. OPPONENTS

Akron	2-0
Akron	1-0
Alabama	0-2
Arizona	0-1
Arizona State	1-0
Army	1-0
Auburn	0-3
Austin Peay	0-1
Belmont	3-0
Bethune-Cookman	1-0
Binghamton	2-0
Boston College	6-0
Bradley	1-0
Brigham Young	2-0
Bucknell	2-0
Campbell	1-0
Central Michigan	1-0
Charleston Southern	2-0
Charlotte	2-2
Chattanooga	3-0
Clemson	7-4
Coastal Carolina	1-0
College of Charleston	2-0
Dartmouth	3-0
DePaul	0-2
Detroit Mercy	3-0
Duke	7-3
East Carolina	3-0
East Tennessee State	3-0
Eastern Illinois	1-1
Evansville	2-0
Florida	1-2
Florida A&M	1-0
Florida Gulf Coast	4-3
Florida State	4-6
Fort Wayne	2-0
Gardner-Webb	1-0
George Mason	1-0
George Washington	1-0
Georgia	1-2
Georgia State	7-1
Georgia Tech	6-3
Hofstra	0-1
Illinois	3-1
Iowa	1-1
IUPUI	1-0
Jacksonville	6-2
Jacksonville State	1-2
JMU	1-1
Kennesaw State	3-0
Kentucky	3-3
Lamar	0-1
Liberty	5-3
Lipscomb	6-0
LIU Brooklyn	1-0
Longwood	8-0
Louisville	9-2
Marist	2-0
Marshall	0-1
Miami (OH)	2-0
Michigan State	3-0
Middle Tennessee	1-0
Minnesota	1-0
Missouri	1-1
Morehead State	2-1
Mount St. Mary's	2-0
Nebraska	1-0
NC State	10-3
North Carolina	6-3
North Carolina A&T	1-0
North Florida	0-1
Northwestern	2-0
Notre Dame	2-6
Ohio State	1-0
Oklahoma State	0-2
Omaha-Nebraska	1-0
Niagara	1-0
North Florida	5-2
Northern Iowa	0-1
Pitt	8-1
Purdue	4-0
Purdue Fort Wayne	1-0
Quinnipiac	0-1
Radford	7-1
Rutgers	0-2
Saint Francis (Pa)	1-0
Samford	1-0
South Carolina	2-0
South Carolina State	1-0
Southeast Missouri State	1-0
St. Louis	1-0
Stetson	5-1
Stony Brook	1-0
Syracuse	8-0
Tennessee	1-1
Tennessee Tech	1-1
Texas	1-1
Texas Southern	1-0
Texas State	1-1
UAB	5-0
UConn	2-0
UCF	2-1
UCLA	1-3
UNC Greensboro	0-1
UNCW	2-0
USC Upstate	5-3
USF	0-1
Virginia	12-2
Weber State	1-0
Wichita State	1-0
Wisconsin	1-0





JAYME BAILEY (JAY-me)

Senior | 5-5
U | R/R

Hurricane HS
Scott Depot, W.Va.

Major: Public Relations

2

- 2021 NFCA All Mid-Atlantic First Team
2021 Second-Team All-ACC
2021 VaSID First Team All-State
2x Preseason All-ACC
2020 VaSID First-Team All-State
2019 VaSID Second-Team All-State
JWOS All-Freshman Team
Second-Team NFCA All-Region (Mid-Atlantic)
Schutt Sports/NFCA National Freshman of the Year Top 25
2019 First Team All-ACC
ACC All-Freshmen Team
2018-19 ACC Academic Honor Roll

CAREER HIGHS

- Hits 3, 5x, last vs. Purdue Fort Wayne (2/11/23)
Runs 4 at NC State (3/14/21)
RBIs 4, 4x, last at Virginia (4/7/23)
HRs 2 at Virginia (3/6/20)
Walks 2, 4x, last vs. Virginia [1] (4/12/19)
Stolen Bases 1, 13x, last vs. Longwood (4/4/23)
Hitting Streak 11 games (3/10/19 - 3/27/19)

2023 GAME-BY-GAME STATS

Table with 19 columns: Date, Opponent, Pos, AB, R, H, RBI, 2B, 3B, HR, BB, CS, HBP, SAC, SF, GDP, K, PO, A, E, Avg. Contains 59 game entries and a Totals row.

On base pct. .384 • Slugging pct. .602



JENNA PEARSON

Redshirt Sophomore | 5-8
U | R/R

North Stafford HS
North Stafford, Va.

Major: Computer Science

5

CAREER HIGHS

- Hits
Runs 1, 9x, last at Clemson (4/28/23)
RBIs
HRs
Walks
Stolen Bases
Hitting Streak

2023 GAME-BY-GAME STATS

Table with 19 columns: Date, Opponent, Pos, AB, R, H, RBI, 2B, 3B, HR, BB, CS, HBP, SAC, SF, GDP, K, PO, A, E, Avg. Contains 31 game entries and a Totals row.

On base pct. .000 • Slugging pct. .000



ADDY GREENE

Junior | 5-9
IF | L/R

Nansemond-Suffolk Academy
Suffolk, Va.

Major: Human Nutrition, Foods and
Exercise

6

CAREER HIGHS

Hits 3, 3x, last vs. Oklahoma State (2/17/23)
Runs 3 at Pitt (3/25/22)
RBIs 4, 3x, last vs. NC State (3/4/23)
HRs 2, 2x, last vs. NC State (3/4/23)
Walks 3 vs. Chattanooga (3/24/23)
Stolen Bases 1, 6x, last vs. East Tennessee State (3/9/22)
Hitting Streak 8 games (4/22/23 - 5/12/23)

2023 GAME-BY-GAME STATS

Table with columns: Date, Opponent, Pos, AB, R, H, RBI, 2B, 3B, HR, BB, CS, HBP, SAC, SF, GDP, K, PO, A, E, Avg. Rows include games vs East Carolina, UNCW, East Carolina, Purdue - Fort Wayne, Oklahoma State, NEBRASKA, UCLA, Arizona, South Florida, Abilene Christian, Texas, Texas Southern, Abilene Christian, NC STATE, NC STATE, MOUNT ST. MARY'S-1, MOUNT ST. MARY'S-2, Gardner-Webb, North Carolina, North Carolina-1, Georgia Tech-1, Georgia Tech-2, CHARLOTTE, CHATTANOOGA, CHATTANOOGA-1, CHATTANOOGA-2, LIBERTY, DUKE, DUKE-1, DUKE-2, LONGWOOD-1, LONGWOOD-2, Virginia, Virginia, TENNESSEE, Notre Dame, Notre Dame-1, Notre Dame-2, RADFORD, FLORIDA STATE, FLORIDA STATE, Marshall, CLEMSON, CLEMSON, CLEMSON, Liberty, Louisville, Florida State.

On base pct. .383 • Slugging pct. .617



TEAGAN THRUNK (Tee-gan)

Freshman | 5-8
IF | R/R

Point Pleasant Borough HS
Point Pleasant, N.J.

Major: Human Nutrition Foods and
Exercise

7

CAREER HIGHS


Hits 3 vs. East Carolina (2/9/23)
Runs 2, 6x, last vs. Chattanooga (3/24/23)
RBIs 4 vs. Abilene Christian (2/24/23)
HRs 1, 4x, last at Georgia Tech (3/19/23)
Walks 1, 7x, last at Notre Dame (4/15/23)
Stolen Bases 1 vs. East Carolina (2/9/23)
Hitting Streak 3 games, 2x, last (2/24/23 - 2/25/23)

2023 GAME-BY-GAME STATS

Table with columns: Date, Opponent, Pos, AB, R, H, RBI, 2B, 3B, HR, BB, CS, HBP, SAC, SF, GDP, K, PO, A, E, Avg. Rows include games vs East Carolina, UNCW, Purdue - Fort Wayne, Oklahoma State, NEBRASKA, UCLA, Arizona, South Florida, Abilene Christian, Texas, Texas Southern, Abilene Christian, NC STATE, NC STATE, MOUNT ST. MARY'S-1, MOUNT ST. MARY'S-2, Gardner-Webb, North Carolina, North Carolina-1, Georgia Tech-1, Georgia Tech-2, CHARLOTTE, CHATTANOOGA, CHATTANOOGA-1, CHATTANOOGA-2, LIBERTY, DUKE, DUKE-1, DUKE-2, LONGWOOD-1, LONGWOOD-2, Virginia, Virginia, TENNESSEE, Notre Dame, Notre Dame-1, Notre Dame-2, RADFORD, FLORIDA STATE, FLORIDA STATE, Marshall, CLEMSON.

On base pct. .306 • Slugging pct. .425





KELSEY BENNETT

Senior | 5-5
IF | R/R

Buford HS
Buford, Ga.

Major: Public Relations

8

- 2022 All-ACC Third Team
- 2022 Preseason All-ACC
- 2022 Extra Inning Softball Extra Elite 100
- 2021 NFCA All Mid-Atlantic Second Team
- 2021 Second-Team All-ACC
- 2021 VaSID Second Team All-State
- 2021 JWOS Third Team All-American
- 3x Preseason All-ACC
- 2x Softball America Top 100 Players
- 2019 VaSID Rookie of the Year
- 2x VaSID First-Team All-State
- JWOS All-Freshman Team
- Schutt Sports/NFCA National Freshman of the Year Top 10
- ACC Freshman of the Year
- 2019 First-Team All-ACC
- ACC All-Freshman Team
- 2x ACC Co-Player of the Week (3/5/19) & (4/2/19)

CAREER HIGHS

- Hits 4, 2x last at Virginia (4/8/23)
- Runs 3, 5x, last at Florida State (4/9/22)
- RBI's 7 at NC State (3/14/21)
- HR's 3 at NC State (3/14/21)
- Walks 3 at Pitt (3/23/19)
- Stolen Bases 1, 3x, last vs. Missouri (2/12/22)
- Hitting Streak 8 games (3/20/19 - 3/31/19)

2023 GAME-BY-GAME STATS

Date	Opponent	Pos	AB	R	H	RBI	2B	3B	HR	BB	CS	HBP	SAC	SF	GDP	K	PO	A	E	Avg
Feb 9	vs East Carolina	*c	2	0	1	0	0	0	0	0	0	0	0	0	0	1	0	1	0	0.000
Feb 10	at UNCW	*3b	1	0	0	0	0	0	0	0	0	0	0	0	0	0	0	1	0	0.000
Feb 17	vs Oklahoma State	*3b	4	1	2	1	0	0	1	0	0	0	0	0	0	0	0	0	0	0.286
Feb 17	vs NEBRASKA	*3b	4	1	1	0	0	0	0	0	0	0	0	0	0	0	1	0	0	0.250
Feb 18	vs UCLA	*3b	3	0	0	0	0	0	0	0	0	0	0	0	0	0	1	0	0	0.000
Feb 18	vs Arizona	*3b	3	0	0	0	0	0	0	0	0	0	0	0	0	0	0	1	0	0.000
Feb 19	vs South Florida	*3b	3	0	1	1	0	0	0	0	0	0	0	0	0	0	0	1	0	0.333
Feb 24	vs Abilene Christian	*3b	2	0	1	0	0	0	0	0	0	0	0	0	0	0	1	0	0	0.500
Feb 24	at Texas	*3b	3	1	2	0	0	1	0	0	0	0	0	0	0	0	0	1	0	0.667
Feb 25	vs Texas Southern	*3b	2	0	0	0	0	0	0	0	0	0	0	0	0	0	0	2	0	0.000
Feb 25	at Texas	*3b	1	0	0	0	0	0	0	0	0	0	0	0	0	0	0	1	0	0.000
Feb 26	vs Abilene Christian	*3b	3	0	0	0	0	0	0	0	0	0	0	0	0	0	0	0	0	0.000
Mar 03	NC STATE	*3b	2	0	1	2	0	0	0	0	0	0	0	0	0	1	0	1	0	0.500
Mar 04	NC STATE	*3b	3	0	0	0	0	0	0	0	0	0	0	0	0	0	0	3	0	0.000
Mar 05	NC STATE	*3b	3	0	0	0	0	0	0	0	0	0	0	0	0	0	0	1	0	0.000
Mar 07	MOUNT ST. MARY'S-1	*3b	3	0	0	0	0	0	0	0	0	0	0	0	0	0	0	0	1	0.000
Mar 08	at Gardner-Webb	*3b	3	0	1	0	0	0	0	0	0	0	0	0	0	0	0	4	0	0.333
Mar 10	at North Carolina	*3b	3	0	1	0	0	0	1	0	0	0	0	0	0	0	0	1	0	0.333
Mar 11	at North Carolina-1	*3b	3	0	0	0	0	0	0	0	0	0	0	0	0	0	1	0	1	0.000
Mar 11	at North Carolina-2	*3b	3	0	1	0	0	0	0	0	0	0	0	0	0	0	0	1	0	0.333
Mar 18	at Georgia Tech-1	*3b	2	0	0	0	0	0	0	0	0	0	0	0	0	0	0	1	0	0.000
Mar 18	at Georgia Tech-2	*3b	2	1	1	0	0	1	1	0	0	0	0	0	0	0	0	0	1	0.500
Mar 19	at Georgia Tech	*3b	2	1	1	0	0	1	0	1	0	0	0	0	0	0	0	0	0	0.500
Mar 22	CHARLOTTE	*3b	2	0	0	0	0	0	0	0	0	0	0	0	0	1	0	0	0	0.000
Mar 24	CHATTANOOGA	*3b	3	0	2	5	2	0	1	0	0	0	0	0	0	0	0	0	1	0.667
Mar 25	CHATTANOOGA-1	*3b	3	0	1	0	0	0	0	0	0	0	0	0	0	0	0	0	0	0.333
Mar 25	CHATTANOOGA-2	*3b	1	1	0	0	0	0	1	0	0	0	0	0	0	1	1	2	0	0.500
Mar 28	LIBERTY	*3b	4	0	2	1	0	0	0	0	0	0	0	0	0	0	0	2	0	0.500
Apr 01	DUKE	*3b	3	0	0	0	0	0	0	1	0	0	0	0	0	0	0	1	0	0.000
Apr 02	DUKE-1	*3b	2	0	0	0	0	0	0	0	0	0	0	0	0	0	1	1	0	0.000
Apr 02	DUKE-2	*3b	3	0	0	0	0	0	0	0	0	0	0	0	0	0	0	3	0	0.000
Apr 04	LONGWOOD-1	*3b	3	1	0	0	0	0	0	0	0	0	0	0	0	0	0	1	1	0.333
Apr 04	LONGWOOD-2	*3b	3	0	0	0	0	0	0	0	0	0	0	0	0	0	0	6	0	0.000
Apr 06	at Virginia	*3b	2	1	1	2	0	0	1	2	0	0	0	0	0	1	0	0	0	0.500
Apr 07	at Virginia	*3b	2	0	0	0	0	0	1	0	0	0	0	0	0	0	0	3	2	0.000
Apr 08	at Virginia	*3b	4	2	4	1	1	0	1	0	0	0	0	0	0	0	0	1	5	0.667
Apr 11	TENNESSEE	*3b	1	0	0	0	0	0	0	0	0	0	0	0	0	0	0	1	0	0.000
Apr 14	at Notre Dame	*3b	3	0	0	0	0	0	0	0	0	0	0	0	0	0	0	1	1	0.000
Apr 15	at Notre Dame-1	*3b	3	0	0	0	0	0	0	0	0	0	0	0	0	0	0	0	0	0.000
Apr 15	at Notre Dame-2	*3b	3	0	0	0	0	0	0	1	0	0	0	0	0	0	0	1	0	0.000
Apr 18	RADFORD	*3b	3	0	1	2	1	0	0	0	0	0	0	0	0	0	0	0	0	0.333
Apr 20	FLORIDA STATE	*3b	3	0	0	0	0	0	0	0	0	0	0	0	0	0	0	2	0	0.000
Apr 21	FLORIDA STATE	*3b	3	0	0	0	0	0	1	0	0	0	0	0	0	0	0	0	1	0.000
Apr 22	FLORIDA STATE	*3b	2	0	0	0	0	0	0	0	0	0	0	0	0	0	0	1	0	0.000
Apr 25	at Marshall	*3b	3	0	0	0	0	0	0	0	0	0	0	0	0	0	0	2	0	0.000
Apr 28	CLEMSON	*3b	3	0	1	0	0	0	0	0	0	0	0	0	0	0	0	0	0	0.333
Apr 29	CLEMSON	*3b	3	0	1	1	0	0	0	0	0	0	0	0	0	0	0	4	1	0.333
Apr 30	CLEMSON	*3b	2	1	1	0	0	0	1	0	0	0	0	0	0	0	0	2	0	0.500
May 03	at Liberty	*3b	4	0	1	0	0	0	0	0	0	0	0	0	0	0	1	0	2	0.250
May 11	vs Louisville	*3b	4	1	2	2	0	1	0	0	0	0	0	0	0	0	1	4	2	0.500
May 12	vs Florida State	*3b	2	0	0	0	0	0	0	0	0	0	0	0	0	0	0	0	1	0.000
Totals		51gs	134	13	33	28	7	1	8	13	0	0	2	0	3	1	11	32	65	0.246

On base pct. .316 • Slugging pct. .493



MEGAN FURR

Freshman | 5-7
OF | L/L

Westfield HS
Centreville, Va.

Major: Business - Undecided

10

CAREER HIGHS

- Hits
- Runs
- RBI's
- HR's
- Walks
- Stolen Bases
- Hitting Streak

2023 GAME-BY-GAME STATS

Date	Opponent	Pos	AB	R	H	RBI	2B	3B	HR	BB	CS	HBP	SAC	SF	GDP	K	PO	A	E	Avg
Mar 08	at Gardner-Webb	ph	0	0	0	0	0	0	0	1	0	0	0	0	0	0	0	0	0	0.000
Apr 04	LONGWOOD-2	ph	0	0	0	0	0	0	0	0	0	0	0	0	0	0	0	0	0	0.000
Totals		ogs	0	0	0	0	0	0	0	2	0	0	0	0	0	0	0	0	0	0.000

On base pct. 1.000 • Slugging pct. .000



KYLIE ALDRIDGE (All-dridge)

Freshman | 5-11
C | L/R

Gray's Creek HS
Fayetteville, N.C.

Major: Public Health

11

CAREER HIGHS

Hits 2, 4x, last at Louisville (5/11/23)
 Runs 2, 2x, last vs. Louisville (5/11/23)
 RBIs 3 at Virginia (4/8/23)
 HRs 1, 5x, last at Liberty (5/3/23)
 Walks 4 vs. Chattanooga (3/24/23)
 Stolen Bases 1 vs. Longwood (4/4/23)
 Hitting Streak

2023 GAME-BY-GAME STATS

Date	Opponent	Pos	AB	R	H	RBI	2B	3B	HR	BB	SB	CS	HBP	SAC	SF	GDP	K	PO	A	E	Avg
Feb 9	at UNCW	*c	1	0	1	0	0	0	0	0	0	0	0	0	0	0	0	9	1	0	1.000
Feb 10	at UNCW	*c	2	0	0	0	0	0	0	1	0	0	0	0	0	0	0	7	0	0	.333
Feb 10	vs East Carolina	*c	1	1	0	0	0	0	0	2	0	0	0	0	0	0	0	2	0	0	.250
Feb 11	vs Purdue - Fort Wayn	*c	3	0	0	0	0	0	0	0	0	0	0	0	0	0	0	2	0	0	.143
Feb 17	vs Oklahoma State	*c	2	0	0	0	0	0	1	0	0	0	0	0	0	0	0	4	1	0	.111
Feb 17	vs NEBRASKA	*c	2	0	0	0	0	0	0	0	0	0	0	0	0	0	0	5	0	0	.091
Feb 18	vs UCLA	*c	2	0	0	0	0	0	0	0	0	0	0	0	0	0	1	0	7	0	.077
Feb 18	vs Arizona	*c	0	0	0	0	0	0	0	0	0	0	0	0	0	0	2	17	0	0	.067
Feb 19	vs South Florida	*c	0	0	0	0	0	0	0	0	0	0	0	0	0	0	0	2	0	0	.067
Feb 24	vs Abilene Christian	*c	1	1	0	0	0	0	0	1	0	0	0	0	0	0	0	2	0	0	.062
Feb 24	at Texas	*c	2	0	0	0	0	0	0	0	0	0	0	0	0	0	1	6	1	0	.056
Feb 25	vs Texas Southern	*c	2	0	0	0	0	0	0	0	0	0	0	0	0	0	0	1	0	0	.050
Feb 25	at Texas	*c	1	0	0	0	0	0	0	0	0	0	0	0	0	0	0	5	1	1	.048
Mar 04	NC STATE	*c	1	1	1	2	0	0	1	0	0	0	0	0	0	0	0	0	5	0	.091
Mar 05	NC STATE	*c	1	0	0	1	0	0	0	0	0	0	0	0	0	0	0	1	1	0	.087
Mar 07	MOUNT ST. MARYS-1	*c	2	1	1	1	0	0	0	0	0	0	0	0	0	0	0	11	1	0	.120
Mar 07	MOUNT ST. MARYS-2	*c	2	2	1	1	0	0	1	1	0	0	0	0	0	0	0	13	1	0	.148
Mar 08	at Gardner-Webb	*c	2	0	0	0	0	0	0	1	0	0	0	0	0	0	0	1	0	0	.138
Mar 10	at North Carolina	*c	2	0	0	0	0	0	0	0	0	0	0	0	0	0	0	11	1	0	.129
Mar 11	at North Carolina-1	*c	2	0	0	0	0	0	0	0	0	0	0	0	0	0	0	4	0	0	.121
Mar 11	at North Carolina-2	*c	1	0	0	0	0	0	0	0	0	0	0	0	0	0	0	1	6	0	.118
Mar 18	at Georgia Tech-1	*c	1	0	0	0	0	0	0	1	0	0	0	0	0	0	0	7	0	0	.114
Mar 18	at Georgia Tech-2	*c	1	0	0	0	0	0	0	0	0	0	0	0	0	0	0	4	1	0	.108
Mar 19	at Georgia Tech	*c	1	0	0	0	0	0	0	1	0	0	0	0	0	0	0	11	0	0	.105
Mar 22	CHARLOTTE	*c	1	0	0	0	0	0	0	0	0	0	0	0	0	0	0	14	0	0	.103
Mar 24	CHATTANOOGA	*c	0	1	0	0	0	0	4	0	0	0	0	0	0	0	0	12	0	0	.103
Mar 25	CHATTANOOGA-1	*c	2	0	2	1	0	0	0	1	0	0	0	0	0	0	0	0	12	0	.146
Mar 25	CHATTANOOGA-2	*c	1	0	0	1	0	0	0	0	0	0	0	0	0	0	1	0	6	0	.143
Mar 28	LIBERTY	*c	4	0	0	0	0	0	0	0	0	0	0	0	0	0	0	8	0	0	.130
Apr 01	DUKE	*c	1	0	0	0	0	0	0	1	0	0	0	0	0	0	0	1	6	0	.128
Apr 02	DUKE-1	*c	1	0	0	0	0	0	0	0	0	0	0	0	0	0	0	1	5	0	.125
Apr 02	DUKE-2	*c	1	0	0	0	0	0	0	0	0	0	0	0	0	0	0	1	7	0	.122
Apr 04	LONGWOOD-1	*c	2	0	0	0	0	0	0	0	0	0	0	0	0	0	0	6	1	0	.116
Apr 04	LONGWOOD-2	*c	1	1	1	0	0	0	0	1	1	0	0	0	0	0	0	0	3	0	.135
Apr 06	at Virginia	*c	2	0	0	0	0	0	0	0	0	0	0	0	0	0	0	1	5	0	.130
Apr 07	at Virginia	*c	1	0	0	0	0	0	0	0	0	0	0	0	0	0	0	0	3	1	.127
Apr 08	at Virginia	*c	1	1	3	3	0	1	2	0	0	0	0	0	0	0	0	0	5	0	.143
Apr 11	TENNESSEE	*c	1	0	0	0	0	0	0	0	0	0	0	0	0	0	0	1	6	0	.140
Apr 14	at Notre Dame	*c	1	0	0	0	0	0	0	0	0	0	0	0	0	0	0	7	0	0	.138
Apr 15	at Notre Dame-1	*c	0	0	0	0	0	0	0	0	0	0	0	0	0	0	0	2	0	0	.145
Apr 20	FLORIDA STATE	*c	1	0	0	0	0	0	0	0	0	0	0	0	0	0	0	0	4	0	.136
Apr 21	FLORIDA STATE	*c	1	1	0	0	0	0	0	1	0	0	0	0	0	0	0	1	4	1	.133
Apr 22	FLORIDA STATE	*c	2	0	1	0	0	0	0	0	0	0	0	0	0	0	0	4	0	0	.145
Apr 25	at Marshall	*c	3	1	2	1	0	0	1	0	0	0	0	0	0	0	0	1	9	0	.169
Apr 28	CLEMSON	*c	2	1	0	0	0	0	0	0	0	0	0	0	0	0	0	1	8	0	.164
Apr 29	CLEMSON	*c	1	0	1	0	0	0	0	0	1	0	0	0	0	0	0	0	5	1	.176
Apr 30	CLEMSON	*c	2	0	0	0	0	0	0	0	0	0	0	0	0	0	0	10	0	0	.171
May 03	at Liberty	*c	3	1	2	2	0	0	1	0	0	0	0	0	0	0	0	7	1	0	.192
May 11	vs Louisville	*c	3	2	2	0	1	0	0	0	0	0	0	0	0	0	0	7	1	0	.211
May 12	vs Florida State	*c	1	0	0	0	0	0	0	1	0	0	0	0	0	0	0	1	1	0	.208
Totals		45gs	77	16	18	12	3	0	5	23	1	1	1	1	1	1	13	309	16	4	.208

On base pct. .392 • Slugging pct. .442



SHANANE HESTER (Shannon)

Graduate | 5-6
U | R/R

Corinth Holders HS / Roanoke College
Wendell, N.C.

Major: Natural Resources

12

CAREER HIGHS

Hits
 Runs 1 at Gardner-Webb (3/8/23)
 RBIs
 HRs
 Walks
 Stolen Bases
 Hitting Streak

2023 GAME-BY-GAME STATS

Date	Opponent	Pos	AB	R	H	RBI	2B	3B	HR	BB	SB	CS	HBP	SAC	SF	GDP	K	PO	A	E	Avg	
Feb 10	at UNCW	ph	1	0	0	0	0	0	0	0	0	0	0	0	0	0	0	0	0	0	0	.000
Mar 08	at Gardner-Webb	pr	0	1	0	0	0	0	0	0	0	0	0	0	0	0	0	0	0	0	0	.000
Apr 04	LONGWOOD-1	pr	0	0	0	0	0	0	0	0	0	0	0	0	0	0	0	0	0	0	0	.000
May 03	at Liberty	pr	0	0	0	0	0	0	0	0	0	0	0	0	0	0	0	0	0	0	0	.000
Totals		Ogs	1	1	0	0	0	0	0	0	0	0	0	0	0	0	0	0	0	0	0	.000

On base pct. .000 • Slugging pct. .000





PAYTON LIST

Freshman | 5-11
RHP | R/R

Beaver HS
Beaver, Pa.

Major: Wildlife Conservation

13

CAREER HIGHS

- Innings (High)
- Strikeouts (High)
- Hits (Low)
- Runs (Low)
- Earned Runs (Low)
- Walks (Low)



EMMA JACKSON

Freshman | 5-8
OF | R/R

Chincoteague HS
Chincoteague, Va.

Major: University Studies

14

CAREER HIGHS

- Hits 2 vs. Mount St. Mary's (3/7/23)
- Runs 2, 2x, last vs. Liberty (3/28/23)
- RBI's 3 vs. Texas Southern (2/25/23)
- HRs 1, 4x, last vs. North Carolina (3/10/23)
- Walks 1, 4x, last vs. Chattanooga (3/24/23)
- Stolen Bases
- Hitting Streak 4 games (2/24/23 - 2/25/23)

2023 GAME-BY-GAME STATS

Date	Opponent	Pos	AB	R	H	RBI	2B	3B	HR	BB	SB	CS	HBP	SAC	SF	GDP	K	PO	A	E	Avg
Feb 9	at UNCW	ph	1	0	0	0	0	0	0	0	0	0	0	0	0	0	0	0	0	0	0.000
Feb 17	vs NEBRASKA	pr	0	0	0	0	0	0	0	0	0	0	0	0	0	0	0	0	0	0	0.000
Feb 24	vs Abilene Christian	*of	2	0	1	0	1	0	0	0	0	0	0	0	0	0	0	0	1	0	0.333
Feb 24	at Texas	*dh	3	1	1	1	0	0	1	0	0	0	0	0	0	0	0	0	0	0	0.333
Feb 25	vs Texas Southern	*dh	2	1	1	3	0	0	1	0	0	0	0	0	0	0	0	1	0	0	0.375
Feb 25	at Texas	*dh	2	1	1	0	0	0	0	1	0	0	0	0	0	0	0	0	0	0	0.400
Feb 26	vs Abilene Christian	*dh	3	0	0	0	0	0	0	0	0	0	0	0	0	0	0	0	0	0	0.308
Mar 03	NC STATE	*dh	2	1	1	0	0	0	1	0	0	0	0	0	0	0	0	0	0	0	0.333
Mar 04	NC STATE	*dh	2	0	1	0	0	0	0	0	0	0	0	0	0	0	0	0	0	0	0.353
Mar 05	NC STATE	*ph	0	1	0	1	0	0	0	1	0	0	0	0	0	0	0	0	0	0	0.353
Mar 07	MOUNT ST. MARY'S-2	*of	3	2	2	2	0	0	1	0	0	0	0	0	0	0	0	0	0	0	0.400
Mar 08	at Gardner-Webb	*of	2	1	1	1	0	0	0	0	0	0	0	0	0	0	0	1	1	0	0.409
Mar 10	at North Carolina	*dh	4	1	1	1	0	0	1	0	0	0	0	0	0	0	0	0	0	0	0.385
Mar 11	at North Carolina-1	*dh	3	0	0	0	0	0	0	0	0	0	0	0	0	0	0	1	0	0	0.345
Mar 11	at North Carolina-2	*ch	4	1	1	1	0	0	0	0	0	0	0	0	0	0	0	1	0	0	0.333
Mar 18	at Georgia Tech-1	*dh	2	0	0	0	0	0	0	0	0	0	0	0	0	0	0	1	0	0	0.314
Mar 18	at Georgia Tech-2	*dh	2	0	0	0	0	0	0	0	0	0	0	0	0	0	0	2	0	0	0.297
Mar 22	CHARLOTTE	ph	1	0	0	0	0	0	0	0	0	0	0	0	0	0	0	1	0	0	0.289
Mar 24	CHATTANOOGA	*dh	2	1	0	0	0	0	1	0	0	0	0	0	0	0	0	1	0	0	0.275
Mar 25	CHATTANOOGA-2	ph	1	0	0	0	0	0	0	0	0	0	0	0	0	0	0	1	0	0	0.268
Mar 26	LIBERTY	pr/dh	1	2	1	0	0	0	0	0	0	0	0	0	0	0	0	0	0	0	0.286
Apr 01	DUKE	ph	1	0	0	0	0	0	0	0	0	0	0	0	0	0	0	0	0	0	0.279
Apr 02	DUKE-2	pr	0	1	0	0	0	0	0	0	0	0	0	0	0	0	0	0	0	0	0.279
Apr 04	LONGWOOD-1	ph	1	0	0	0	0	0	0	0	0	0	0	0	0	0	0	1	0	0	0.273
Apr 08	at Virginia	ph	1	0	0	0	0	0	0	0	0	0	0	0	0	0	0	1	0	0	0.267
Apr 18	RADFORD	of	0	0	0	0	0	0	0	0	0	0	0	0	0	0	0	0	0	0	0.267
Apr 21	FLORIDA STATE	pr	0	0	0	0	0	0	0	0	0	0	0	0	0	0	0	0	0	0	0.267
Totals			14gs	45	14	12	10	1	0	4	4	0	0	0	0	0	0	12	2	0	0.267

On base pct. .327 • Slugging pct. .556



EMMA YATES

Junior | 5-6
C | R/R

South County HS
Fairfax Station, Va.

Major: Criminology

15

CAREER HIGHS

Hits 1, 2x, last vs. Longwood (4/4/23)
Runs 1, 10x, last vs East Carolina (2/9/23)
RBIs 1, 2x, last vs. Longwood (4/4/23)
HRs
Walks 1 at Pitt (3/25/22)
Stolen Bases
Hitting Streak

2023 GAME-BY-GAME STATS

Date	Opponent	Pos	AB	R	H	RBI	2B	3B	HR	BB	SB	CS	HBP	SAC	SF	GDP	K	PO	A	E	Avg
Feb 9	vs East Carolina	pr	0	1	0	0	0	0	0	0	0	0	0	0	0	0	2	0	0	0	.000
Feb 10	at UNCW	c	1	0	0	0	0	0	0	0	0	0	0	0	0	0	0	0	0	0	.000
Mar 08	at Gardner-Webb	ph	1	0	0	0	0	0	0	0	0	0	0	0	0	0	0	0	0	0	.000
Apr 04	LONGWOOD-2	ph	1	0	1	1	0	0	0	0	0	0	0	0	0	0	0	0	0	0	.333
Apr 18	RADFORD	c	0	0	0	0	0	0	0	0	0	0	0	0	0	0	3	0	0	0	.333
Totals			3	1	1	1	0	0	0	0	0	0	0	0	0	0	0	5	0	0	.333

On base pct. .333 • Slugging pct. .333



MEREDITH SLAW

Senior | 5-11
IF | L/R

Rappahannock HS
Warsaw, Va.

Major: Accounting & Information Systems

16

2023 Presason All-ACC Team
2022 NFCA Mid-Atlantic Region First Team
2022 All-ACC First Team
2022 All-ACC Academic Team
2022 VaSID First Team
2022 ACC Player of the Week (4/12)

CAREER HIGHS

Hits 3, 6x, last at Boston College (4/29/22)
Runs 2, 3x, last vs. Virginia (4/16/22)
RBIs 4, 7x, last vs. Kentucky (5/21/22)
HRs 2, 2x, last vs. Virginia (4/16/22)
Walks 3 at Kennesaw State [1] (2/13/21)
Stolen Bases 1 vs. Dartmouth (2/21/20)
Hitting Streak 12 games (3/25/22 - 4/23/22)

2023 GAME-BY-GAME STATS

Date	Opponent	Pos	AB	R	H	RBI	2B	3B	HR	BB	SB	CS	HBP	SAC	SF	GDP	K	PO	A	E	Avg	
Feb 9	vs East Carolina	*dh	2	1	1	0	0	0	0	0	0	0	0	0	0	0	0	0	0	0	.500	
Feb 10	at UNCW	*dh	3	0	0	0	0	0	0	0	0	0	0	1	0	0	0	0	0	0	.200	
Feb 11	vs Purdue - Fort Wayn	*dh	3	0	0	0	0	0	0	0	0	0	0	0	0	0	0	0	0	0	.125	
Feb 17	vs Oklahoma State	*dh/ph	4	0	0	0	0	0	0	0	0	0	0	0	0	0	0	0	0	0	.083	
Feb 18	vs UCLA	ph	1	0	0	0	0	0	0	0	0	0	0	0	0	0	0	1	0	0	.077	
Feb 18	vs Arizona	ph	1	0	0	0	0	0	0	0	0	0	0	0	0	0	0	0	0	0	.071	
Feb 19	vs South Florida	ph	1	0	0	0	0	0	0	0	0	0	0	0	0	0	0	0	0	0	.067	
Feb 24	vs Abilene Christian	1b	0	0	0	0	0	0	0	1	0	0	0	0	0	0	0	0	0	2	0	.067
Feb 25	at Texas	ph	1	0	0	0	0	0	0	0	0	0	0	0	0	0	0	0	0	0	.062	
Feb 26	vs Abilene Christian	ph	0	0	0	0	0	0	0	1	0	0	0	0	0	0	0	0	0	0	.062	
Mar 05	NC STATE	ph	1	0	0	0	0	0	0	0	0	0	0	0	0	0	0	0	0	0	.059	
Mar 07	MOUNT ST. MARY'S-1	ph	0	0	0	0	0	0	0	1	0	0	0	0	0	0	0	0	0	0	.059	
Mar 07	MOUNT ST. MARY'S-2	*dh	3	0	1	1	1	0	0	0	0	0	0	0	0	0	0	0	0	0	.100	
Mar 08	at Gardner-Webb	ph/1b	0	0	0	0	0	0	0	1	0	0	0	0	0	0	0	0	0	3	0	.100
Mar 18	at Georgia Tech-1	ph	1	0	0	0	0	0	0	0	0	0	0	0	0	0	0	0	0	0	.095	
Mar 19	at Georgia Tech	ph	1	0	0	0	0	0	0	0	0	0	0	0	0	0	0	0	0	0	.091	
Mar 22	CHARLOTTE	*dh	3	0	0	0	0	0	0	0	0	0	0	0	0	0	0	0	0	0	.080	
Mar 24	CHATTANOOGA	ph	1	0	0	0	0	0	0	0	0	0	0	0	0	0	0	0	1	0	.077	
Mar 25	CHATTANOOGA-2	ph	1	0	0	0	0	0	0	0	0	0	0	0	0	0	0	0	1	0	.074	
Apr 02	DUKE-1	ph	1	1	1	1	0	0	1	0	0	0	0	0	0	0	0	0	0	0	.107	
Apr 02	DUKE-2	ph	0	0	0	0	0	0	0	1	0	0	0	0	0	0	0	0	0	0	.107	
Apr 04	LONGWOOD-1	ph	1	0	0	0	0	0	0	0	0	0	0	0	0	0	0	0	0	0	.103	
Apr 04	LONGWOOD-2	*dh	3	0	1	1	0	0	0	0	0	0	0	0	0	0	0	0	1	0	.125	
Apr 06	at Virginia	ph	1	0	0	0	0	0	0	0	0	0	0	0	0	0	0	0	0	0	.121	
Apr 11	TENNESSEE	ph	1	0	0	0	0	0	0	0	0	0	0	0	0	0	0	0	0	0	.118	
Apr 15	at Notre Dame-2	ph	1	0	0	0	0	0	0	0	0	0	0	0	0	0	0	0	0	0	.114	
Apr 18	RADFORD	ph	1	0	0	0	0	0	0	0	0	0	0	0	0	0	0	0	0	0	.111	
Apr 28	CLEMSON	ph	1	0	0	0	0	0	0	0	0	0	0	0	0	0	1	0	0	0	.108	
Totals			37	2	4	3	1	0	1	5	0	0	1	0	0	0	1	5	5	0	.108	

On base pct. .233 • Slugging pct. .216





MOLLY JACOBSON

R-Sophomore | 6-0
P | R/R

Waukee HS
Waukee, Iowa

Major: Criminology

17

CAREER HIGHS

Innings (High) 6.0 vs. Chattanooga (3/25/23)
Strikeouts (High) 7 vs. Mount St. Mary's (3/7/23)
Hits (Low) (Min. 5 IP) 3 vs. Texas Southern (2/25/23)
Runs (Low) (Min. 5 IP) 0 vs. Texas Southern (2/25/23)
Earned Runs (Low) (Min. 5 IP) 0 vs. Texas Southern (2/25/23)
Walks (Low) (Min. 5 IP) 0, 3x, last vs. Longwood (4/4/23)
Number of Pitches (High) 100 vs. Chattanooga (3/25/23)

2023 GAME-BY-GAME STATS

Table with columns: Date, Opponent, Pos, AB, R, H, RBI, 2B, 3B, HR, BB, SB, CS, HBP, SAC, SF, GDP, K, PO, A, E, Avg. Includes totals for 18 appearances.

On base pct. .000 • Slugging pct. .000

#17 Molly Jacobson - 18 appearances (All games)

Detailed game-by-game stats for Molly Jacobson, including columns for GS, IP, H, R, ER, BB, SO, 2B, 3B, HR, WP, BK, HBP, IBB, Score, W-L, Sv, ERA, NP.



LYNDSEY GREIN (Grine)

Freshman | 5-7
RHP | R/R

Lincoln-Way Central HS
Mokena, Ill.

Major: Consumer Studies

18

CAREER HIGHS

Innings (High) 7.0, 4x, last vs. Clemson (4/28/23)
Strikeouts (High) 11 vs. Mount St. Mary's (3/7/23)
Hits (Low) (Min. 5 IP) 1, 2x, last vs. Abilene Christian (2/24/23)
Runs (Low) (Min. 5 IP) 0 vs. Abilene Christian (2/24/23)
Earned Runs (Low) (Min. 5 IP) 0, 2x, last vs. ACU (2/24/23)
Walks (Low) (Min. 5 IP) 0 vs. UCLA (2/18/23)
Number of Pitches (High) 129 vs. Mount St. Mary's (3/7/23)

2023 GAME-BY-GAME STATS

Table with columns: Date, Opponent, Pos, AB, R, H, RBI, 2B, 3B, HR, BB, SB, CS, HBP, SAC, SF, GDP, K, PO, A, E, Avg. Includes totals for 24 appearances.

On base pct. .000 • Slugging pct. .000

#18 Lyndsey Grein - 24 appearances (All games)

Detailed game-by-game stats for Lyndsey Grein, including columns for GS, IP, H, R, ER, BB, SO, 2B, 3B, HR, WP, BK, HBP, IBB, Score, W-L, Sv, ERA, NP.





MADISON HANSON

Junior | 5-11
IF | R/R

Isle of Wight Academy
Smithfield, Va.

Major: Agriculture and Life Sciences

19

CAREER HIGHS

Hits 2, 2x, last vs. Mount St. Mary's (3/7/23)
Runs 1, 4x, last vs. Mount St. Mary's (3/7/23)
RBIs 3 vs. Mount St. Mary's (3/7/23)
HRs 1, 3x, last vs. Mount St. Mary's (3/7/23)
Walks 1, 11x, last at Liberty (5/3/23)
Stolen Bases
Hitting Streak 4 games (2/10/23 - 2/18/23)

2023 GAME-BY-GAME STATS

Date	Opponent	Pos	AB	R	H	RBI	2B	3B	HR	BB	SB	CS	HBP	SAC	SF	GDP	K	PO	A	E	Avg
Feb 9	vs East Carolina	ph/dh	1	0	0	0	0	0	0	0	0	0	0	0	0	0	0	0	0	0	0.000
Feb 10	at UNCW	ph	1	0	1	0	1	0	0	0	0	0	0	0	0	0	0	0	0	0	0.500
Feb 17	vs Oklahoma State	ph/ss	1	1	2	0	0	1	0	0	0	0	0	0	0	0	0	0	0	0	0.667
Feb 17	vs NEBRASKA	*dh	3	1	1	1	0	0	1	1	0	0	0	0	0	0	0	0	0	0	0.500
Feb 18	vs UCLA	*dh	2	0	1	1	0	0	0	0	0	0	0	0	0	0	0	0	0	0	0.500
Feb 18	vs Arizona	*dh	2	0	0	0	0	0	0	0	0	0	0	0	0	0	0	0	0	0	0.400
Feb 19	vs South Florida	*dh	1	0	0	0	0	0	1	0	0	0	0	0	0	1	0	0	0	0	0.334
Mar 04	NC STATE	ph	1	0	0	0	0	0	0	0	0	0	0	0	0	0	0	0	0	0	0.333
Mar 05	NC STATE	*dh	2	0	0	0	0	0	1	0	0	0	0	0	0	0	1	0	0	0	0.286
Mar 07	MOUNT ST. MARYS-1	*dh	2	1	2	3	0	0	1	0	0	0	0	0	1	0	0	0	0	0	0.375
Mar 08	at Gardner-Webb	*dh	2	0	0	1	0	0	1	0	0	0	0	0	0	1	0	0	0	0	0.333
Mar 10	at North Carolina	ph	1	0	0	0	0	0	0	0	0	0	0	0	0	0	0	0	0	0	0.316
Mar 11	at North Carolina-2	ph	1	0	0	0	0	0	0	0	0	0	0	0	0	0	0	0	0	0	0.300
Mar 18	at Georgia Tech-1	ph	1	0	0	0	0	0	0	0	0	0	0	0	0	0	0	0	0	0	0.286
Mar 18	at Georgia Tech-2	ph	0	0	0	0	0	0	1	0	0	0	0	0	0	0	0	0	0	0	0.273
Mar 22	CHARLOTTE	ph	1	0	0	0	0	0	0	0	0	0	0	0	0	1	0	0	0	0	0.251
Mar 25	CHATTANOOGA-1	ph	1	0	0	0	0	0	0	0	0	0	0	0	0	0	0	0	0	0	0.250
Mar 25	CHATTANOOGA-2	ph	1	0	0	0	0	0	0	0	0	0	0	0	0	1	0	0	0	0	0.240
Mar 28	LIBERTY	ph	1	0	0	0	0	0	0	0	0	0	0	0	0	0	1	0	0	0	0.222
Apr 02	DUKE-1	ph/dh	2	0	0	0	0	0	0	0	0	0	0	0	0	0	1	0	0	0	0.214
Apr 02	DUKE-2	ph	1	0	0	0	0	0	0	0	0	0	0	0	0	0	0	0	0	0	0.207
Apr 06	at Virginia	ph	1	0	0	0	0	0	0	0	0	0	0	0	0	0	0	0	0	0	0.207
Apr 08	at Virginia	ph	0	0	0	1	0	0	0	0	0	0	0	0	0	1	0	0	0	0	0.200
Apr 20	FLORIDA STATE	ph	1	0	0	0	0	0	0	0	0	0	0	0	0	0	0	0	0	0	0.194
Apr 21	FLORIDA STATE	ph	1	0	0	0	0	0	0	0	0	0	0	0	0	0	0	0	0	0	0.194
Apr 28	CLEMSON	ph	1	0	1	0	0	0	0	0	0	0	0	0	0	0	0	0	0	0	0.219
Apr 30	CLEMSON	*dh	1	0	0	1	0	0	1	0	0	0	0	0	1	0	0	0	0	0	0.212
May 03	at Liberty	*dh	2	0	1	1	0	0	1	1	0	0	0	0	0	0	0	0	0	0	0.229
May 11	vs Louisville	ph	1	0	0	0	0	0	0	0	0	0	0	0	0	0	0	0	0	0	0.222
Totals		9gs	36	3	8	11	1	0	3	7	0	0	0	0	3	1	6	0	0	0	0.222

On base pct. .326 • Slugging pct. .500



TRINITY MARTIN

Freshman | 5-8
OF | L/R

Halifax County HS
Nathalie, Va.

Major: Human Development

20

CAREER HIGHS

Hits 1 vs. Abilene Christian (2/24/23)
Runs 1, 3x, last vs. Chattanooga (3/25/23)
RBIs 1 at Gardner-Webb (3/8/23)
HRs
Walks 1, 2x, last vs. Longwood (4/4/23)
Stolen Bases
Hitting Streak

2023 GAME-BY-GAME STATS

Date	Opponent	Pos	AB	R	H	RBI	2B	3B	HR	BB	SB	CS	HBP	SAC	SF	GDP	K	PO	A	E	Avg
Feb 18	vs UCLA	pr	0	1	0	0	0	0	0	0	0	0	0	0	0	0	0	0	0	0	0.000
Feb 24	vs Abilene Christian	of	1	1	1	0	0	0	0	0	0	0	0	0	0	0	0	0	0	0	1.000
Mar 07	MOUNT ST. MARYS-1	pr	0	0	0	0	0	0	0	0	0	0	0	0	0	0	0	0	0	0	1.000
Mar 08	at Gardner-Webb	ph/of	0	0	0	1	0	0	0	1	0	0	0	0	0	0	0	0	0	0	1.000
Mar 11	at North Carolina-2	pr	0	0	0	0	0	0	0	0	0	0	0	0	0	0	0	0	0	0	1.000
Mar 25	CHATTANOOGA-1	pr	0	0	0	0	0	0	0	0	0	0	0	0	0	0	0	0	0	0	1.000
Mar 25	CHATTANOOGA-2	pr	0	1	0	0	0	0	0	0	0	0	0	0	0	0	0	0	0	0	1.000
Mar 28	LIBERTY	pr	0	0	0	0	0	0	0	0	0	0	0	0	0	0	0	0	0	0	1.000
Apr 04	LONGWOOD-2	ph	0	0	0	0	0	0	0	1	0	0	0	0	0	0	0	0	0	0	1.000
Apr 15	at Notre Dame-1	pr	0	0	0	0	0	0	0	0	0	0	0	0	0	0	0	0	0	0	1.000
May 11	vs Louisville	pr	0	0	0	0	0	0	0	0	0	0	0	0	0	0	0	0	0	0	1.000
Totals		0gs	1	3	1	1	0	0	0	2	0	0	0	0	0	0	0	0	0	0	1.000

On base pct. 1.000 • Slugging pct. 1.000





MORGAN OVERAITIS (Over-EYE-tis)

Senior | 5-4
OF | L/R

Salem HS / Michigan
Canton, Mich.

Major: Public Health

24

2022 All-ACC Second Team
2022 All-ACC Academic Team

CAREER HIGHS

Hits 3, 2x, last vs. Miami OH (2/26/22)
Runs 2, 8x, last vs. Abilene Christian (2/24/23)
RBIs 3, 3x, last vs. Liberty (5/3/22)
HRs 1, 10, last at Gardner-Webb (2/18/23)
Walks 2, 2x, last vs. Abilene Christian (2/26/23)
Stolen Bases 1, 6x, last vs. Syracuse [Game 1] (3/11/22)
Hitting Streak 6 games, 2x, last (4/24/22 - 5/12/22)

2023 GAME-BY-GAME STATS

Date	Opponent	Pos	AB	R	H	RBI	2B	3B	HR	BB	CS	HBP	SAC	SF	GDP	K	PO	A	E	Avg
Feb 9	vs East Carolina	*of	3	2	2	0	1	0	0	0	0	0	0	0	0	0	1	0	0	.667
Feb 10	at UNCW	*of	4	0	0	0	0	0	0	0	0	0	0	0	0	0	1	0	0	.250
Feb 10	vs East Carolina	*of	2	0	0	0	0	0	0	0	0	0	0	0	0	0	1	0	0	.222
Feb 11	vs Purdue - Fort Wayn	*of	2	0	0	1	0	0	0	1	0	0	0	0	0	0	0	0	0	.182
Feb 17	vs Oklahoma State	ph	1	0	0	0	0	0	0	0	0	0	0	0	0	1	0	0	0	.167
Feb 17	vs NEBRASKA	ph	1	0	0	0	0	0	0	0	0	0	0	0	0	0	0	0	0	.154
Feb 18	vs UCLA	ph	1	0	0	0	0	0	0	0	0	0	0	0	0	0	1	0	0	.143
Feb 18	vs Arizona	ph	1	1	1	1	0	0	1	0	0	0	0	0	0	0	0	0	0	.200
Feb 19	vs South Florida	ph	1	0	0	0	0	0	0	0	0	0	0	0	0	0	0	0	0	.188
Feb 24	vs Abilene Christian	*dh	3	2	1	1	0	0	1	0	0	0	0	0	0	1	0	0	0	.211
Feb 25	at Texas	*of	3	0	2	2	1	0	0	0	0	0	0	0	0	0	2	0	0	.273
Feb 26	vs Abilene Christian	*of	1	0	0	0	0	0	0	2	0	0	0	0	0	0	0	0	0	.267
Mar 04	NC STATE	ph	1	0	0	0	0	0	0	0	0	0	0	0	0	0	0	0	0	.250
Mar 05	NC STATE	ph	1	0	1	0	0	0	0	0	0	0	0	0	0	0	0	0	0	.280
Mar 07	MOUNT ST. MARY'S-1	ph	1	0	0	0	0	0	0	0	0	0	0	0	0	0	0	0	0	.269
Mar 07	MOUNT ST. MARY'S-2	*of	3	1	0	0	0	0	0	0	0	0	0	0	0	1	0	0	0	.241
Mar 08	at Gardner-Webb	ph	1	1	1	0	0	1	0	0	0	0	0	0	0	0	0	0	0	.267
Mar 11	at North Carolina-2	ph	1	0	0	0	0	0	0	0	0	0	0	0	0	0	0	0	0	.258
Mar 18	at Georgia Tech-1	ph/dh	2	0	0	0	0	0	0	0	0	0	0	0	0	1	0	0	0	.242
Mar 19	at Georgia Tech	*dh	4	0	0	0	0	0	0	0	0	0	0	0	0	4	0	0	0	.216
Apr 02	DUKE-1	ph	1	0	0	0	0	0	0	0	0	0	0	0	0	0	0	0	0	.211
Apr 04	DUKE-2	ph	1	0	0	0	0	0	0	0	0	0	0	0	0	0	0	0	0	.205
Apr 04	LONGWOOD-1	of	2	0	0	0	0	0	0	0	0	0	0	0	0	0	0	0	0	.195
Apr 07	at Virginia	ph	1	0	0	0	0	0	0	0	0	0	0	0	0	0	0	0	0	.190
Apr 11	TENNESSEE	ph	1	0	0	0	0	0	0	0	0	0	0	0	0	0	0	0	0	.186
Apr 14	at Notre Dame	ph	1	0	0	0	0	0	0	0	0	0	0	0	0	0	0	0	0	.182
Apr 18	RADFORD	of	0	0	0	0	0	0	0	0	0	0	0	0	0	0	0	0	0	.182
Apr 28	CLEMSON	ph	1	0	1	0	0	0	0	0	0	0	0	0	0	0	0	0	0	.200
Apr 29	CLEMSON	of/dh	2	1	0	1	0	0	0	0	0	0	0	0	0	0	0	0	0	.191
Apr 30	CLEMSON	ph	1	0	0	0	0	0	0	0	0	0	0	0	0	0	0	0	0	.188
May 03	at Liberty	pr/dh	1	0	1	2	1	0	0	0	0	0	0	0	0	0	0	0	0	.204
Totals		9gs	49	8	10	8	5	0	2	5	0	0	0	0	0	9	4	0	0	.204

On base pct. .278 • Slugging pct. .429



EMMA LEMLEY

Sophomore | 5-6
RHP | R/R

Jefferson Forest HS
Forest, Va.

Major: Sports Media & Analytics

27

2023 USA Softball Top 50 Watch List for Player of the Year
2023 Preseason All-ACC Team
2022 NFCA/Schutt Sports National Freshman of the Year Top 3 Finalist
2022 NFCA Mid-Atlantic Region Second Team
2022 All-ACC Academic Team
2022 ACC Freshman of the Year
2022 All-ACC First Team
2022 ACC All-Freshman Team
2022 VaSID Freshman of the Year
2022 VaSID First Team
2022 ACC Pitcher of the Week (3/9, 3/29, 4/26)

CAREER HIGHS

Innings 8.0, 2x, last at Virginia (4/6/23)
Strikeouts 17 vs. Arizona (2/18/23)
Hits (Low) (Min. 5 IP) 0 at Longwood [Game 1] (3/22/22)
Runs (Low) (Min. 5 IP) 0, 10x, last at Virginia(4/8/23)
Earned Runs (Low) (Min. 5 IP) 0, 11x, last at Virginia (4/8/23)
Walks (Low) (Min. 5 IP) 0, 11x, last at Notre Dame (4/14/23)
Number of Pitches (High) 152 at Virginia (4/6/23)

2023 GAME-BY-GAME STATS

Date	Opponent	Pos	AB	R	H	RBI	2B	3B	HR	BB	SB	CS	HBP	SAC	SF	GDP	K	PO	A	E	Avg
Feb 9	vs East Carolina	*p	0	0	0	0	0	0	0	0	0	0	0	0	0	0	0	0	0	0	0.000
Feb 10	at UNCW	*p	0	0	0	0	0	0	0	0	0	0	0	0	0	0	0	0	0	0	0.000
Feb 19	vs South Florida	*p	0	0	0	0	0	0	0	0	0	0	0	0	0	0	0	0	0	0	0.000
Feb 24	at Texas	*p	0	0	0	0	0	0	0	0	0	0	0	0	0	0	0	0	0	0	0.000
Mar 04	NC STATE	*p	0	0	0	0	0	0	0	0	0	0	0	0	0	0	0	0	1	0	0.000
Mar 10	at North Carolina	*p	0	0	0	0	0	0	0	0	0	0	0	0	0	0	0	0	0	0	0.000
Mar 18	at Georgia Tech-1	*p	0	0	0	0	0	0	0	0	0	0	0	0	0	0	0	0	0	0	0.000
Mar 19	at Georgia Tech	*p	0	0	0	0	0	0	0	0	0	0	0	0	0	0	0	0	0	0	0.000
Mar 24	CHATTANOOGA	*p	0	0	0	0	0	0	0	0	0	0	0	0	0	0	0	0	0	0	0.000
Mar 25	CHATTANOOGA-1	*p	0	0	0	0	0	0	0	0	0	0	0	0	0	0	0	0	0	0	0.000
Mar 28	LIBERTY	*p	0	0	0	0	0	0	0	0	0	0	0	0	0	0	0	0	0	0	0.000
Apr 01	DUKE	*p	0	0	0	0	0	0	0	0	0	0	0	0	0	0	0	0	0	0	0.000
Apr 06	at Virginia	*p	0	0	0	0	0	0	0	0	0	0	0	0	0	0	0	0	0	0	0.000
Apr 08	at Virginia	*p	0	0	0	0	0	0	0	0	0	0	0	0	0	0	0	0	0	0	0.000
Apr 14	at Notre Dame	*p	0	0	0	0	0	0	0	0	0	0	0	0	0	0	0	0	1	1	0.000
Apr 20	FLORIDA STATE	*p	0	0	0	0	0	0	0	0	0	0	0	0	0	0	0	0	0	0	0.000
Apr 25	at Marshall	*p	0	0	0	0	0	0	0	0	0	0	0	0	0	0	0	0	0	0	0.000
May 11	vs Louisville	*p	0	0	0	0	0	0	0	0	0	0	0	0	0	0	0	0	0	0	0.000
Totals		16gs	0	0	0	0	0	0	0	0	0	0	0	0	0	0	0	0	3	22	0.000

On base pct. .000 • Slugging pct. .000

#27 Emma Lemley - 38 appearances (All games)

Date	Opponent	GS	IP	H	R	ER	BB	SO	2B	3B	HR	WP	BK	HBP	IBB	Score	W-L	Sv	ERA	NP
Feb 9	vs East Carolina	*	5.0	4	0	0	1	7	0	0	0	0	0	0	0	6-0	1-0	0	0.00	92
Feb 10	at UNCW	*	7.0	1	0	0	0	9	0	0	0	0	0	0	0	6-4	2-0	0	0.00	77
Feb 17	vs NEBRASKA	*	7.0	10	4	4	0	5	0	0	2	0	0	0	0	6-4	3-0	0	1.47	105
Feb 18	vs Arizona	*	7.0	7	6	6	2	17	3	0	2	1	0	0	0	2-5	3-1	0	2.69	121
Feb 19	vs South Florida	*	7.0	7	1	1	0	15	1	0	0	1	0	0	0	4-1	6-1	0	2.69	112
Feb 24	at Texas	*	8.0	7	5	4	1	7	1	0	2	2	0	0	0	6-5	5-1	0	2.66	121
Feb 26	vs Abilene Christian	*	7.0	2	1	1	2	15	0	0	0	0	0	0	0	4-1	6-1	0	2.33	115
Mar 03	NC STATE	*	7.0	2	0	0	1	10	0	0	1	1	0	0	0	7-0	7-1	0	2.04	96
Mar 04	NC STATE	*	3.0	2	0	0	0	5	0	0	0	0	0	0	0	4-3	8-1	0	1.93	33
Mar 05	NC STATE	*	6.0	3	1	1	1	9	0	0	1	0	0	0	0	10-1	9-1	0	1.86	87
Mar 07	MOUNT ST. MARY'S-2	*	2.0	0	0	0	0	4	0	0	0	0	0	0	0	10-2	10-1	0	1.80	25
Mar 10	at North Carolina	*	7.0	6	1	1	2	10	1	0	1	0	0	0	0	4-1	11-1	0	1.73	117
Mar 11	at North Carolina-2	*	7.0	5	1	0	1	12	0	0	0	0	0	0	0	3-1	12-1	0	1.58	99
Mar 18	at Georgia Tech-1	*	7.0	11	4	4	0	6	1	0	3	0	0	0	0	7-4	13-1	0	1.77	119
Mar 18	at Georgia Tech-2	*	1.1	0	0	0	1	0	0	0	0	0	0	0	0	8-2	13-1	1	1.74	11
Mar 19	at Georgia Tech	*	7.0	1	1	1	0	11	0	0	1	0	0	0	0	5-1	14-1	1	1.69	93
Mar 22	CHARLOTTE	*	7.0	4	3	3	1	14	0	0	3	0	0	0	0	2-3	14-2	1	1.78	117
Mar 24	CHATTANOOGA	*	3.0	2	4	0	1	7	0	0	1	0	0	0	0	12-7	14-2	0	1.73	43
Mar 25	CHATTANOOGA-1	*	7.0	4	1	1	3	12	0	0	0	0	0	0	0	4-1	15-2	0	1.68	137
Mar 25	CHATTANOOGA-2	*	1.0	0	0	0	0	2	0	0	0	0</								



GRACE CHAVEZ (SHAW-vez)

Senior | 5-9
C | R/R

West Career & Technical Academy
Las Vegas, Nev.

Major: English

28

CAREER HIGHS

Hits 2, 8x, last vs. Liberty (3/28/23)
Runs 2, 2x, last at George Washington (3/10/20)
RBIs 3, 3x, last vs. No. 13/14 Florida State [2] (2/20/21)
HRs 2 at George Washington (3/10/20)
Walks 2, 3x, last vs. Chattanooga (3/25/23)
Stolen Bases
Hitting Streak 11 games (3/16/19 - 4/6/19)

2023 GAME-BY-GAME STATS

Date	Opponent	Pos	AB	R	H	RBI	2B	3B	HR	BB	SB	CS	HBP	SAC	SF	GDP	K	PO	A	E	Avg
Feb 9	vs East Carolina	ph	1	0	1	0	0	0	0	0	0	0	0	0	0	0	0	0	0	0	1.000
Feb 9	at UNCW	dh	4	0	0	0	0	0	0	0	0	0	0	0	0	0	2	0	0	0	200
Feb 18	vs UCLA	ph	0	0	0	1	0	0	0	0	0	0	0	0	0	0	1	0	0	0	200
Feb 19	vs South Florida	ph	1	0	0	0	0	0	0	0	0	0	0	0	0	0	0	0	0	0	.167
Feb 24	at Texas	ph	1	1	2	0	0	1	0	0	0	0	0	0	0	0	0	0	0	0	.286
Feb 25	at Texas	ph	1	0	0	0	0	0	0	0	0	0	0	0	0	0	0	0	0	0	.250
Mar 07	MOUNT ST. MARYS-1	ph	0	0	0	0	0	0	0	1	0	0	0	0	0	0	0	0	0	0	.250
Mar 07	MOUNT ST. MARYS-2	ph	1	0	0	0	0	0	0	0	0	0	0	0	0	0	0	0	0	0	.222
Mar 08	at Gardner-Webb	ph	1	1	1	0	0	0	1	0	0	0	0	0	0	0	0	0	0	0	.500
Mar 10	at North Carolina	ph	0	0	0	0	0	0	0	0	0	0	0	0	0	0	0	0	0	0	.300
Mar 11	at North Carolina-1	ph	1	0	1	0	0	0	0	0	0	0	0	0	0	0	0	0	0	0	.364
Mar 18	at Georgia Tech-1	ph	1	0	0	0	0	0	0	0	0	0	0	0	0	1	0	0	0	0	.333
Mar 18	at Georgia Tech-2	ph	1	0	0	0	0	0	0	0	0	0	0	0	0	0	1	0	0	0	.308
Mar 24	CHATTANOOGA-1	ph	1	0	1	0	1	0	0	0	0	0	0	0	0	0	0	0	0	0	.375
Mar 25	CHATTANOOGA-2	dh	2	1	2	0	0	1	0	0	0	0	0	0	0	0	0	0	0	0	.375
Mar 25	CHATTANOOGA-2	dh	0	0	0	1	0	0	2	0	0	0	0	0	1	0	0	0	0	0	.375
Mar 28	LIBERTY	dh	2	1	2	0	1	0	0	1	0	0	0	0	0	0	0	0	0	0	.444
Apr 01	DUKE	dh	3	0	0	0	0	0	0	0	0	0	0	0	0	0	1	0	0	0	.381
Apr 02	DUKE-1	dh	1	0	0	0	0	0	0	0	0	0	0	0	0	0	0	0	0	0	.364
Apr 02	DUKE-2	dh	2	0	1	0	0	0	0	0	0	0	0	0	0	0	1	0	0	0	.375
Apr 04	LONGWOOD-1	dh	1	0	1	0	0	0	0	0	0	0	0	0	0	0	0	0	0	0	.400
Apr 06	at Virginia	ph	1	0	1	0	0	0	0	0	0	0	0	0	0	0	0	0	0	0	.423
Apr 07	at Virginia	ph	1	0	0	0	0	0	0	0	0	0	0	0	0	0	1	0	0	0	.407
Apr 11	TENNESSEE	ph	1	0	0	0	0	0	0	0	0	0	0	0	0	0	0	0	0	0	.393
Apr 14	at Notre Dame	ph	1	0	0	0	0	0	0	0	0	0	0	0	0	0	0	0	0	0	.379
Apr 15	at Notre Dame-1	ph	1	0	0	0	0	0	0	0	0	0	0	0	0	0	0	0	0	0	.367
Apr 20	FLORIDA STATE	ph	1	0	0	0	0	0	0	0	0	0	0	0	0	0	0	0	0	0	.355
Apr 29	CLEMSON	ph	1	0	0	0	0	0	0	0	0	0	0	0	0	0	0	0	0	0	.344
Totals		8gs	32	4	11	7	2	0	3	5	0	0	0	0	2	0	7	0	0	0	.344

On base pct. .410 • Slugging pct. .688



RACHEL CASTINE (Cas-TEEN)

Sophomore | 5-7
U | R/R

Greenbrier Christian Academy
Chesapeake, Va.

Major: Psychology

44

CAREER HIGHS

Hits 2, 2x, last vs. Louisville (5/11/23)
Runs 2 at Longwood [Game 2] (3/22/22)
RBIs 3 at Longwood [Game 2] (3/22/22)
HRs 1, 3x, last vs. Clemson (4/28/23)
Walks 1, 11x, last vs. Louisville (5/11/23)
Stolen Bases
Hitting Streak 4 games, 2x, last (3/11/23 - 4/4/23)

2023 GAME-BY-GAME STATS

Date	Opponent	Pos	AB	R	H	RBI	2B	3B	HR	BB	SB	CS	HBP	SAC	SF	GDP	K	PO	A	E	Avg		
Feb 9	at UNCW	*ss	2	1	1	0	1	0	0	1	0	0	0	0	0	0	0	0	1	1	0	.500	
Feb 10	vs East Carolina	*3b	3	1	1	0	0	0	0	0	0	0	0	0	0	0	0	0	0	1	1	.400	
Feb 19	vs South Florida	*c	1	0	0	0	0	0	0	0	0	0	0	0	0	0	0	0	1	13	0	.333	
Feb 24	vs Abilene Christian	*c	1	0	0	0	0	0	0	0	0	0	0	0	0	0	0	0	0	5	0	.286	
Feb 25	vs Texas Southern	*c	0	0	0	0	0	0	0	0	0	0	0	0	0	0	0	0	0	1	0	.286	
Feb 26	vs Abilene Christian	*c	2	0	0	0	0	0	0	0	0	0	0	0	0	0	0	0	0	1	15	0	.222
Mar 03	NC STATE	*c	3	0	0	0	0	0	0	0	0	0	0	0	0	0	0	0	0	10	0	.167	
Mar 04	NC STATE	*c	0	0	0	0	0	0	0	0	0	0	0	0	0	0	0	0	0	4	0	.167	
Mar 05	NC STATE	*c	0	0	0	0	0	0	0	0	0	0	0	0	0	0	0	0	0	9	0	.167	
Mar 07	MOUNT ST. MARYS-2	*3b	2	0	1	2	0	0	0	1	0	0	0	0	0	0	0	0	0	0	0	.214	
Mar 08	at Gardner-Webb	*c	1	0	0	0	0	0	0	0	0	0	0	0	0	0	0	0	0	1	1	.200	
Mar 11	at North Carolina-2	*c	2	0	1	0	0	0	0	0	0	0	0	0	0	0	0	0	0	5	1	.235	
Apr 02	DUKE-2	*ss	2	1	1	1	0	0	1	1	0	0	0	0	0	0	0	0	0	2	3	.263	
Apr 04	LONGWOOD-1	*ss	3	0	2	0	0	0	0	0	0	0	0	0	0	0	0	0	0	0	5	.318	
Apr 04	LONGWOOD-2	*ss	2	0	1	2	0	0	1	0	0	0	0	0	0	0	0	0	0	0	2	.333	
Apr 06	at Virginia	*ss/c	5	0	0	0	0	0	0	0	0	0	0	0	0	0	0	0	0	4	1	.276	
Apr 07	at Virginia	*ss/c	4	0	1	0	0	0	0	0	0	0	0	0	0	0	0	0	0	3	2	.273	
Apr 11	TENNESSEE	*ss	1	0	0	0	0	0	0	0	0	0	0	0	0	0	0	0	0	1	1	.265	
Apr 14	at Notre Dame	*ss	2	0	1	1	0	1	0	1	0	0	0	0	0	0	0	0	0	0	1	.278	
Apr 15	at Notre Dame-1	*c	2	0	0	0	0	0	0	0	0	0	0	0	0	0	0	0	0	3	0	.263	
Apr 15	at Notre Dame-2	*c	1	0	1	2	0	0	1	0	0	0	0	0	0	0	0	0	0	2	0	.282	
Apr 18	RADFORD	*c/dh	1	0	0	0	0	0	0	1	0	0	0	0	0	0	0	0	0	4	0	.275	
Apr 20	FLORIDA STATE	*ss	3	0	0	0	0	0	0	0	0	0	0	0	0	0	0	0	0	1	4	.256	
Apr 21	FLORIDA STATE	*ss	3	0	0	1	0	0	0	0	0	0	0	0	0	0	0	0	0	1	3	.239	
Apr 25	at Marshall	ph	1	0	0	0	0	0	0	0	0	0	0	0	0	0	0	0	0	1	0	.234	
Apr 29	CLEMSON	*ss	2	0	0	0	0	0	0	0	0	0	0	0	0	0	0	0	0	1	1	.224	
Apr 30	CLEMSON	*ss	3	1	2	0	0	1	0	0	0	0	0	0	0	0	0	0	2	2	1	.231	
May 03	at Liberty	*ss	1	0	1	0	0	0	1	0	0	0	0	0	0	0	0	0	0	1	1	.226	
May 11	vs Louisville	*ss	3	1	2	0	1	0	1	0	0	0	0	0	0	0	0	0	0	1	4	.250	
May 12	vs Florida State	*ss	2	0	0	0	0	0	0	0	0	0	0	0	0	0	0	0	0	1	1	.241	
Totals		26gs	58	6	14	15	2	1	2	9	0	0	0	0	1	0	11	94	30	4	.241		

On base pct. .338 • Slugging pct. .414



CAMERON FAGAN (Faye-gin)

Junior | 5-8
IF | L/R

Dunnellon HS
Dunnellon, Fla.

Major: Agribusiness Management

97

- 2023 Preseason All-ACC Team
- 2022 NFCA Mid-Atlantic Region First Team
- 2022 All-ACC Second Team
- 2022 VaSID First Team
- 2022 Preseason All-ACC
- NFCA All Mid-Atlantic First Team
- Second-Team All-ACC
- ACC All-Freshman
- Schutt Sports/NFCA Division I Freshman of the Year Top 30
- 2021 VaSID First Team All-State

CAREER HIGHS

Hits	4, 3x, last at Liberty (4/12/22)
Runs	3, 7x, last vs. Radford (4/18/23)
RBLs	3, 5x, last vs. Louisville (5/11/23)
HRs	1, 22x, last vs. Louisville (5/11/23)
Walks	2, 7x, last at Virginia (4/6/23)
Stolen Bases	2, 3x, last vs. Longwood (4/4/23)
Hitting Streak	14 games (3/13/21 - 5/1/21)

2023 GAME-BY-GAME STATS

Date	Opponent	Pos	AB	R	H	RBI	2B	3B	HR	BB	CS	HBP	SAC	SF	GDP	K	PO	A	E	Avg	
Feb 9	vs East Carolina	*2b	2	1	0	0	0	0	0	0	0	0	0	0	0	0	1	0	0	.000	
Feb 9	at UNCW	*2b	4	1	2	2	0	0	1	0	0	0	0	0	0	0	1	3	0	.333	
Feb 10	at UNCW	*2b	4	0	2	2	1	0	0	0	0	0	0	0	0	0	1	3	0	.400	
Feb 10	vs East Carolina	*2b	3	0	0	0	0	0	1	0	0	0	0	0	0	0	2	3	0	.306	
Feb 11	vs Purdue - Fort Wayne	*2b	1	2	1	1	0	0	2	0	0	0	0	0	0	0	0	0	0	.357	
Feb 17	vs Oklahoma State	*2b	4	1	1	0	0	0	0	0	0	0	0	0	0	0	3	3	0	.333	
Feb 17	vs NEBRASKA	*2b	4	2	3	0	0	0	0	0	0	0	0	0	0	0	2	2	0	.409	
Feb 18	vs UCLA	*2b	3	0	0	0	0	0	1	0	0	0	0	0	0	0	0	0	0	.360	
Feb 18	vs Arizona	*2b	3	0	0	0	0	0	0	0	0	0	0	0	0	0	0	0	0	.357	
Feb 19	vs South Florida	*2b	3	0	2	1	0	0	0	0	0	0	0	0	0	0	1	0	0	.387	
Feb 24	vs Abilene Christian	*2b	3	0	0	0	0	0	0	0	0	0	0	0	0	0	1	0	0	.353	
Feb 24	at Texas	*2b	4	0	1	1	0	0	0	0	0	0	0	0	0	0	3	0	1	.342	
Feb 25	vs Texas Southern	*2b	2	1	1	0	0	0	1	0	0	0	0	0	0	0	0	4	0	.350	
Feb 25	at Texas	*2b	4	0	0	0	0	0	0	0	0	0	0	0	0	1	1	1	0	.318	
Feb 26	vs Abilene Christian	*2b	2	0	0	0	0	0	1	1	0	0	0	0	0	0	0	0	0	.304	
Mar 03	NC STATE	*2b	3	0	1	0	0	0	0	0	0	0	0	0	0	0	0	1	0	.306	
Mar 04	NC STATE	*2b	4	0	2	0	0	0	0	0	0	0	0	0	0	0	1	2	1	.321	
Mar 05	NC STATE	*2b	3	1	1	3	0	0	1	0	0	0	0	0	0	0	1	1	0	.321	
Mar 07	MOUNT ST. MARYS-1	*2b	4	0	1	0	1	0	0	0	0	0	0	0	0	0	0	1	0	.317	
Mar 08	at Gardner-Webb	*2b	3	2	2	2	0	0	1	0	0	0	0	0	0	0	0	0	2	.333	
Mar 10	at North Carolina	*2b	3	0	0	0	0	0	0	1	0	0	0	0	0	0	0	3	0	.318	
Mar 11	at North Carolina-1	*2b	2	0	0	0	0	0	0	1	0	0	0	0	0	0	6	1	0	.309	
Mar 11	at North Carolina-2	*2b	4	0	1	0	0	0	0	0	0	0	0	0	0	0	0	0	2	.306	
Mar 18	at Georgia Tech-1	*2b	4	1	1	2	0	0	1	0	0	0	0	0	0	0	1	2	1	.303	
Mar 18	at Georgia Tech-2	*2b	4	0	2	1	0	0	0	0	0	0	0	0	0	0	0	3	2	.312	
Mar 19	at Georgia Tech	*2b	3	0	1	0	0	0	0	1	1	0	0	0	0	0	0	1	2	.313	
Mar 22	CHARLOTTE	*2b	1	1	0	0	0	0	0	2	0	0	0	0	0	0	2	0	0	.310	
Mar 24	CHATTANOOGA	*2b	3	1	0	1	0	0	0	2	0	0	0	0	0	0	1	1	1	.299	
Mar 25	CHATTANOOGA-1	*2b	3	0	1	1	0	0	0	1	0	0	0	0	0	0	0	0	1	.300	
Mar 25	CHATTANOOGA-2	*2b	3	1	1	0	0	0	0	1	0	0	0	0	0	0	1	3	2	.301	
Mar 28	LIBERTY	*2b	3	2	2	2	1	0	1	1	0	0	0	0	0	0	0	1	1	.312	
Apr 01	DUKE	*2b	3	0	0	0	0	0	0	0	0	0	0	0	0	0	0	1	1	.303	
Apr 02	DUKE-1	*2b	3	0	1	0	0	0	0	0	0	0	0	0	0	0	3	1	0	.304	
Apr 02	DUKE-2	*2b	3	3	2	1	0	0	0	1	0	0	0	0	0	0	1	1	1	.314	
Apr 04	LONGWOOD-1	*2b	1	1	1	2	0	0	1	1	0	1	0	0	0	0	0	0	0	.321	
Apr 04	LONGWOOD-2	*2b	2	3	2	2	0	0	1	2	0	0	0	0	0	0	0	2	2	.333	
Apr 06	at Virginia	*2b	3	2	2	1	0	0	0	2	0	0	0	0	0	0	1	3	3	.342	
Apr 07	at Virginia	*2b	4	1	1	0	0	0	0	1	0	0	0	0	0	0	0	2	3	.339	
Apr 08	at Virginia	*2b	4	0	1	1	0	0	0	0	0	0	0	0	0	1	0	4	1	.336	
Apr 11	TENNESSEE	*2b	2	0	1	0	0	0	0	0	0	0	0	0	0	0	1	0	3	.339	
Apr 14	at Notre Dame	*2b	4	0	0	0	0	0	0	0	0	0	0	0	0	1	0	0	1	.328	
Apr 15	at Notre Dame-1	*2b	4	1	1	1	0	0	0	0	0	0	0	0	0	0	0	1	3	.326	
Apr 15	at Notre Dame-2	*2b	3	0	0	0	0	0	0	0	0	0	0	0	0	0	0	0	1	.318	
Apr 18	RADFORD	*2b	2	3	2	3	1	0	1	1	0	0	0	0	0	0	0	0	0	.328	
Apr 20	FLORIDA STATE	*2b	4	1	3	0	0	0	0	0	0	0	0	0	0	0	0	1	3	.341	
Apr 21	FLORIDA STATE	*2b	3	0	2	1	1	0	0	1	0	0	0	0	0	0	0	1	2	.348	
Apr 22	FLORIDA STATE	*2b	3	1	0	1	0	0	0	0	0	0	0	0	0	0	1	0	0	.340	
Apr 25	at Marshall	*2b	2	0	0	0	0	0	0	1	0	0	0	0	0	0	0	1	0	.336	
Apr 28	CLEMSON	*2b	4	1	1	3	0	0	1	0	0	0	0	0	0	0	0	4	0	.333	
Apr 29	CLEMSON	*2b	3	0	2	0	0	0	0	0	0	0	0	0	0	0	3	3	0	.340	
Apr 30	CLEMSON	*2b	4	0	1	0	0	0	0	0	0	0	0	0	0	0	1	1	2	.336	
May 03	at Liberty	*2b	4	0	1	0	0	0	0	0	0	0	0	0	0	0	2	1	0	.336	
May 11	vs Louisville	*2b	4	1	1	3	0	0	1	0	0	0	0	0	0	0	1	1	0	.333	
May 12	vs Florida State	*2b	3	0	1	0	0	0	0	0	0	0	0	0	0	0	2	4	2	.333	
Totals			54gs	168	35	56	39	6	0	11	25	5	1	0	3	0	15	73	77	9	.333

On base pct. .420 • Slugging pct. .565



NCAA STATS

Batting Average (295 ranked)	48	6	0.297	Oklahoma	0.368	Duke	0.321
Double Plays per Game (295 ranked)	107	7	0.31	McNeese	0.57	Clemson	0.53
Doubles (295 ranked)	88	5	65	Florida St.	110	Florida St.	110
Doubles per Game (295 ranked)	123	6	1.18	Oklahoma	1.92	Florida St.	1.90
Earned Run Average (295 ranked)	183	9	3.82	Oklahoma	0.86	Clemson	1.33
Fielding Percentage (295 ranked)	78	5	0.968	Oklahoma	0.988	Clemson	0.982
Hit Batters (295 ranked)	6	1	10	Delaware St.	6	Virginia Tech	10
Home Runs per game (295 ranked)	2	1	1.76	Oklahoma	1.81	Virginia Tech	1.76
On Base Percentage (295 ranked)	62	6	0.373	Oklahoma	0.462	Florida St.	0.410
Scoring (295 ranked)	22	5	5.98	Oklahoma	8.13	Florida St.	6.29
Shutouts (271 ranked)	123	6	7	Oklahoma	30	Clemson	18
Slugging Percentage (295 ranked)	7	1	0.554	Oklahoma	0.665	Virginia Tech	0.554
Stolen Bases per Game (295 ranked)	172	11	0.87	Alabama St.	3.40	Florida St.	1.98
Strikeout-to-Walk Ratio (295 ranked)	8	1	4.23	Auburn	5.33	Virginia Tech	4.23
Total Stolen Bases (29 ranked)				Grambling	184	Florida St.	115
Triple Plays (1 ranked)				6 teams tied	1		
Triples per Game (292 ranked)	137	7	0.16	Boston U.	0.56	Louisville	0.38
WL Percentage (295 ranked)	44	4	0.673	Oklahoma	0.981	Florida St.	0.862
Walks (29 ranked)				UNC Greensboro	261	Florida St.	226

Batting Average (150 ranked)				Sydney McKinney, Wichita St.	0.519	Valerie Cagle, Clemson	0.457	
Caught Stealing By (28 ranked)				Jordy van der Werf, Bradley	23	Maddy Carpe, Boston College Carlii Kloss, Notre Dame	13 13	
Doubles (28 ranked)				Haley Taormina, George Mason	21	Kalei Harding, Florida St. Yvonne Whaley, Pittsburgh	17 17	
Doubles Per Game (148 ranked)				Yvonne Whaley, Pittsburgh	0.40	Yvonne Whaley, Pittsburgh	0.40	
Earned Run Average (150 ranked)				NiJaree Canady, Stanford	0.49	Makenna Reid, Florida St.	0.97	
Hit Batters (14 ranked)	Lyndsey Grein	1	1	13 players tied	1	Lyndsey Grein, Virginia Tech Molly Grube, Virginia Micaela Kastor, Notre Dame	1 1 1	
Hit by Pitch per Game (150 ranked)				Evette Morgan, Stetson	0.39	Bailey Drapola, Pittsburgh	0.31	
Hits (137 ranked)	Emma Ritter	83	8	62	Sydney McKinney, Wichita St.	97	Valerie Cagle, Clemson	74
Hits Allowed Per Seven Innings (150 ranked)				Ashley Rogers, Tennessee	2.82	Makenna Reid, Florida St.	3.11	
Home Runs (195 ranked)	Bre Peck Addy Greene Jayme Bailey Emma Ritter Cameron Fagan	23 39 78 78 110	4 5 11 11 14	16 14 12 12 11	Kiki Milloy, Tennessee	23	Taylor Roby, Louisville	22
Home Runs Per Game (143 ranked)	Bre Peck Addy Greene Jayme Bailey Emma Ritter	23 60 113 120	4 10 14 16	0.32 0.26 0.23 0.22	Kiki Milloy, Tennessee	0.44	Taylor Roby, Louisville	0.42
Innings Pitched (30 ranked)	Emma Lemley	19	1	198.2	Brianna Pratt, Miami (OH)	246.0	Emma Lemley, Virginia Tech	198.2
On Base Percentage (150 ranked)				Erin Coffel, Kentucky	0.626	Valerie Cagle, Clemson	0.544	
RBI's (30 ranked)				Kristin Fifield, Grand Canyon	85	Taylor Roby, Louisville	56	
Runs Batted In Per Game (150 ranked)	Bre Peck	105	11	0.84	Kristin Fifield, Grand Canyon	1.49	Taylor Roby, Louisville	1.06
Runs per Game (148 ranked)	Emma Ritter Bre Peck	90 116	9 14	0.83 0.80	Kiki Milloy, Tennessee	1.42	Korbe Otis, Louisville	1.17
Sacrifice Bunts per game (147 ranked)				Brandi Juarez, Prairie View	0.39	Jin Sileo, Georgia Tech	0.17	
Sacrifice Flies (142 ranked)	Kelsey Bennett Addy Greene Teagan Thrunck	142 142 142	5 5 5	3 3 3	Gisele Tapia, Duke	10	Gisele Tapia, Duke	10
Saves (30 ranked)				Keira Bucher, Maryland	11	Kathryn Sandercock, Florida St.	8	
Shutouts (17 ranked)				Tori Kniesche, South Dakota St.	14	Valerie Cagle, Clemson	7	
Slugging Percentage (300 ranked)	Bre Peck Emma Ritter Addy Greene Jayme Bailey	27 119 185 215	3 14 22 25	0.764 0.647 0.617 0.602	Skylar Wallace, Florida	1.036	Valerie Cagle, Clemson	0.889
Stolen Bases (94 ranked)				Chelie Senini, Nevada	50	Devyn Flaherty, Florida St.	27	
Stolen Bases Per Game (150 ranked)				Chelie Senini, Nevada	1.00	Kelly Ayer, Virginia	0.49	
Strikeout-to-Walk Ratio (150 ranked)	Emma Lemley	17	3	5.96	Autumn Pease, Minnesota	9.48	Kathryn Sandercock, Florida St.	6.57
Strikeouts (146 ranked)	Emma Lemley	3	1	268	Montana Fouts, Alabama	311	Emma Lemley, Virginia Tech	268
Strikeouts Per Seven Innings (150 ranked)	Emma Lemley	16	1	9.4	NiJaree Canady, Stanford	11.9	Emma Lemley, Virginia Tech	9.4
Total Bases (147 ranked)	Emma Ritter Bre Peck Jayme Bailey Cameron Fagan Addy Greene	39 53 136 147 147	5 7 16 17 17	112 110 97 95 95	Kristin Fifield, Grand Canyon	149	Valerie Cagle, Clemson	144
Toughest to Strike Out (150 ranked)	Emma Ritter	2	1	43.2	Abi Chipps, Indiana St.	112.0	Emma Ritter, Virginia Tech	43.2
Triples (27 ranked)				Caitlin Coker, Boston U.	11	Korbe Otis, Louisville	7	
Triples Per Game (148 ranked)				Caitlin Coker, Boston U.	0.19	Korbe Otis, Louisville	0.13	
Victories (40 ranked)	Emma Lemley	22	3	20	Brianna Pratt, Miami (OH)	30	Kathryn Sandercock, Florida St. Valerie Cagle, Clemson	23 23
Walks Allowed Per Seven Innings (150 ranked)	Emma Lemley	94	4	1.59	Kathryn Sandercock, Florida St.	0.65	Kathryn Sandercock, Florida St.	0.65
Walks Per Game (150 ranked)				Erin Coffel, Kentucky	1.22	Karina Gaskins, Notre Dame	0.85	



SEASON STATS



VT Softball Overall Statistics for Virginia Tech (as of May 15, 2023) (All games Sorted by Batting avg)

Record: 37-18 Home: 15-8 Away: 13-6 Neutral: 9-4 Conference: 14-10

Player	avg	gp-gs	ab	r	h	2b	3b	hr	rbi	tb	slg%	bb	hp	so	gdp	ob%	sf	sh	sb-att	po	a	e	fld%	
21 Kelsey Brown	.409	40-26	93	22	38	3	0	0	6	41	.441	2	0	6	0	.421	0	2	17-17	45	2	0	1.000	
90 Emma Ritter	.358	54-54	173	45	62	10	2	12	39	112	.647	15	5	4	0	.425	0	0	16-16	74	0	1	.987	
28 Grace Chavez	.344	28-8	32	4	11	2	0	3	7	22	.688	5	0	7	0	.410	2	0	0-0	0	0	0	.000	
97 Cameron Fagan	.333	54-54	168	35	56	6	0	11	39	95	.565	25	0	15	1	.420	0	3	5-6	73	77	9	.943	
2 Jayme Bailey	.329	53-53	161	36	53	4	2	12	39	97	.602	11	4	17	0	.384	1	0	4-4	274	6	0	1.000	
88 Bre Peck	.319	50-48	144	40	46	12	2	16	42	110	.764	13	1	31	1	.377	1	0	3-4	48	5	0	1.000	
6 Addy Greene	.299	54-53	154	37	46	5	1	14	31	95	.617	20	3	24	3	.383	3	0	0-1	65	5	5	.933	
14 Emma Jackson	.267	27-14	45	14	12	1	0	4	10	25	.556	4	0	12	0	.327	0	0	0-0	2	0	1	.667	
7 Teagan Thrunk	.253	42-40	87	24	22	3	0	4	16	37	.425	7	1	19	0	.306	3	0	1-2	30	58	12	.880	
8 Kelsey Bennett	.246	51-51	134	13	33	7	1	8	28	66	.493	13	2	11	1	.316	3	0	0-0	32	65	8	.924	
44 Rachel Castine	.241	30-26	58	6	14	2	1	2	15	24	.414	9	0	11	0	.338	1	0	0-0	94	30	4	.969	
19 Madison Hanson	.222	29-9	36	3	8	1	0	3	11	18	.500	7	0	6	1	.326	3	0	0-0	0	0	0	.000	
11 Kylie Aldridge	.208	50-45	77	16	16	3	0	5	12	34	.442	23	1	13	1	.392	1	1	1-2	309	16	4	.988	
24 Morgan Overaitis	.204	31-9	49	8	10	5	0	2	8	21	.429	5	0	9	0	.278	0	0	0-0	4	0	0	1.000	
16 Meredith Slaw	.108	28-7	37	2	4	1	0	1	3	8	.216	5	1	5	1	.233	0	0	0-0	5	0	0	1.000	

20 Trinity Martin	1.000	11-0	1	3	1	0	0	0	1	1	1.000	2	0	0	0	1.000	0	0	0-0	0	0	0	.000	
15 Emma Yates	.333	5-0	3	1	1	0	0	0	1	1	.333	0	0	0	0	.333	0	0	0-0	5	0	0	1.000	
22 Maija Louko	.000	32-0	2	12	0	0	0	0	0	0	.000	1	0	1	0	.333	0	0	1-1	0	0	0	.000	
5 Jenna Pearson	.000	19-0	1	7	0	0	0	0	0	0	.000	0	0	0	0	.000	0	0	0-0	0	0	0	.000	
12 Shanan Hester	.000	4-0	1	1	0	0	0	0	0	0	.000	0	0	0	0	.000	0	0	0-0	0	0	0	.000	
10 Megan Furr	.000	2-0	0	0	0	0	0	0	0	0	.000	2	0	0	0	1.000	0	0	0-0	0	0	0	.000	
17 Molly Jacobson	.000	18-5	0	0	0	0	0	0	0	0	.000	0	0	0	0	.000	0	0	0-0	0	11	1	.917	
18 Lyndsey Grein	.000	24-18	0	0	0	0	0	0	0	0	.000	0	0	0	0	.000	0	0	0-0	3	15	1	.947	
27 Emma Lemley	.000	38-30	0	0	0	0	0	0	0	0	.000	0	0	0	0	.000	0	0	0-0	3	22	0	1.000	
Totals	.297	55	1456	329	433	65	9	97	308	807	.554	169	18	191	9	.373	18	6	48-53	1066	312	46	.968	
Opponents	.273	55	1438	227	392	57	2	58	212	627	.436	92	10	389	7	.319	8	20	41-48	1038	360	65	.956	

LOB - Team (301), Opp (276). DPs turned - Team (17), Opp (18).

(All games Sorted by Earned run avg)

Player	era	w-l	app	gs	cg	sho	sv	ip	h	r	er	bb	so	2b	3b	hr	b/avg	wp	hp	bk	sfa	sha
27 Emma Lemley	3.49	20-10	38	30	23	4/0	3	198.2	185	106	99	45	268	26	1	36	.240	12	7	0	4	9
17 Molly Jacobson	3.72	7-2	18	5	2	1/1	0	47.0	66	32	25	6	28	12	0	5	.328	2	2	0	0	6
18 Lyndsey Grein	4.36	9-5	24	18	8	1/0	0	106.0	131	83	66	40	91	18	1	17	.294	10	1	0	4	5
88 Bre Peck	7.64	1-1	2	2	0	0/1	0	3.2	10	6	4	1	2	1	0	0	.476	0	0	0	0	0
Totals	3.82	37-18	55	55	33	7/1	3	355.1	392	227	194	92	389	57	2	58	.273	24	10	0	8	20
Opponents	5.62	18-37	55	55	15	2/1	4	346.0	433	329	278	169	191	65	9	97	.297	17	18	0	18	6

PB - Team (5), R. Castine 3, E. Yates 1, K. Aldridge 1, Opp (7). SBA/ATT - K. Aldridge (34-40), E. Lemley (20-21), L. Grein (14-18), M. Jacobson (6-8), R. Castine (6-6), B. Peck (1-1), E. Yates (1-1).

Player	c	po	a	e	fld%	dp	sba	csb	sba%	pb	ci
2 Jayme Bailey	280	274	6	0	1.000	13	0	0	.000	0	0
88 Bre Peck	53	48	5	0	1.000	0	1	0	1.000	0	0
21 Kelsey Brown	47	45	2	0	1.000	1	0	0	.000	0	0
27 Emma Lemley	25	3	22	0	1.000	1	20	1	.952	0	0
16 Meredith Slaw	5	5	0	0	1.000	0	0	0	.000	0	0
15 Emma Yates	5	5	0	0	1.000	0	1	0	1.000	1	0
24 Morgan Overaitis	4	4	0	0	1.000	0	0	0	.000	0	0
11 Kylie Aldridge	329	309	16	4	.988	0	34	6	.850	1	0
90 Emma Ritter	75	74	0	1	.987	0	0	0	.000	0	0
44 Rachel Castine	128	94	30	4	.969	1	6	0	1.000	3	0
18 Lyndsey Grein	19	3	15	1	.947	0	14	4	.778	0	0
97 Cameron Fagan	159	73	77	9	.943	10	0	0	.000	0	0
6 Addy Greene	75	65	5	5	.933	4	0	0	.000	0	0
8 Kelsey Bennett	105	32	65	8	.924	6	0	0	.000	0	0
17 Molly Jacobson	12	0	11	1	.917	0	6	2	.750	0	0
7 Teagan Thrunk	100	30	58	12	.880	5	0	0	.000	0	0
14 Emma Jackson	3	2	0	1	.667	0	0	0	.000	0	0
5 Jenna Pearson	0	0	0	0	.000	0	0	0	.000	0	0
28 Grace Chavez	0	0	0	0	.000	0	0	0	.000	0	0
10 Megan Furr	0	0	0	0	.000	0	0	0	.000	0	0
19 Madison Hanson	0	0	0	0	.000	0	0	0	.000	0	0
20 Trinity Martin	0	0	0	0	.000	0	0	0	.000	0	0
22 Maija Louko	0	0	0	0	.000	0	0	0	.000	0	0
12 Shanan Hester	0	0	0	0	.000	0	0	0	.000	0	0
Totals	1424	1066	312	46	.968	17	41	7	.854	5	0





2
Jayme BAILEY
U | 5-5 | Sr.
Scott Depot, W.Va.
JAY-me



5
Jenna PEARSON
U | 5-8 | R-So.
North Stafford, Va.



6
Addy GREENE
OF | 5-9 | Jr.
Suffolk, Va.



7
Teagan THRUNK
IF | 5-8 | Fr.
Point Pleasant, N.J.
Tee-gan



8
Kelsey BENNETT
IF | 5-5 | Sr.
Buford, Ga.



10
Megan FURR
OF | 5-7 | Fr.
Centreville, Va.



11
Kylie ALDRIDGE
C | 5-11 | Fr.
Fayetteville, N.C.
All-dridge




12
Shanan Hester
UT | 5-6 | Gr.
Wendell, N.C.
Shanan (Shannon)



13
Payton LIST
P | 5-11 | Fr.
Beaver, Pa.



14
Emma JACKSON
OF | 5-8 | Fr.
Chincoteague, Va.



15
Emma YATES
C | 5-6 | Jr.
Fairfax Station, Va.



16
Meredith SLAW
IF | 5-11 | Sr.
Warsaw, Va.



17
Molly JACOBSON
P | 6-0 | R-So.
Waukee, Iowa



18
Lyndsey GREIN
P | 5-7 | Fr.
Mokena, Ill.
Grein (rhymes w/ pine)



19
Madison HANSON
IF | 5-11 | Jr.
Smithfield, Va.



20
Trinity MARTIN
OF | 5-8 | Fr.
Nathalie, Va.



21
Kelsey BROWN
OF | 5-6 | Sr.
Haymarket, Va.



22
Maija LOUKO
IF | 5-7 | Jr.
Reston, Va.
MAI-ah LOO-koh



24
Morgan OVERAITIS
OF | 5-4 | Sr.
Canton, Mich.
OH-ver-EYE-tis



27
Emma LEMLEY
P | 5-6 | So.
Forest, Va.



28
Grace CHAVEZ
C | 5-9 | Sr.
Las Vegas, Nev.
SHAW-vez



44
Rachel CASTINE
U | 5-9 | So.
Chesapeake, Va.
Cas-TEEN



88
Bre PECK
U | 5-10 | So.
Royersford, Pa.



90
Emma RITTER
OF | 5-9 | Jr.
Perryville, Md.



97
Cameron FAGAN
IF | 5-8 | Jr.
Dunnellon, Fla.
Faye-gin



Pete D'AMOUR
Head Coach
Fifth Season
Duh-More



Doug GILLIS
Assistant Coach
Fifth Season



Mike LEWIS
Assistant Coach
Third Season



Mackenzie LAWTER
Student Assistant Coach
First Season

