



# HOKIES

## 2023 Virginia Tech Softball Game Notes

### Game Info

April 18  
vs. Radford  
Blacksburg, Va.

### Where to Watch



### Schedule

#### FEBRUARY

9	vs. East Carolina#	Wilmington, N.C.	W, 8-0 (5)
9	at UNCW#	Wilmington, N.C.	W, 5-1
10	at UNCW#	Wilmington, N.C.	W, 6-0
10	vs. East Carolina	Wilmington, N.C.	W, 4-2
11	vs. Purdue Fort Wayne#	Wilmington, N.C.	W, 9-0 (5)
17	vs. Oklahoma State\$	Clearwater, Fla.	L, 10-9
17	vs. Nebraska\$	Clearwater, Fla.	W, 6-4
18	vs. UCLA\$	Clearwater, Fla.	L, 8-4
18	vs. Arizona\$	Clearwater, Fla.	L, 6-2
19	vs. USF\$	Clearwater, Fla.	W, 4-1
24	vs. Abilene Christian%	Austin, Texas	W, 11-0 (5)
24	at Texas%	Austin, Texas	W, 6-5 (8)
25	vs. Texas Southern%	Austin, Texas	W, 8-0 (5)
25	at Texas%	Austin, Texas	L, 8-2
26	vs. Abilene Christian	Austin, Texas	W, 4-1

#### MARCH

3	N.C. STATE*	Blacksburg, Va.	W, 7-0
4	N.C. STATE*	Blacksburg, Va.	W, 7-3
5	N.C. STATE*	Blacksburg, Va.	W, 10-1 (6)
7	MOUNT ST. MARY'S (DH)	Blacksburg, Va.	W, 6-5 & 10-2 (5)
8	at Gardner-Webb	Boiling Springs, N.C.	W, 15-3 (5)
10	at North Carolina*	Chapel Hill, N.C.	W, 4-1
11	at North Carolina (DH)*	Chapel Hill, N.C.	L 4-0, W 3-1
15	at App State	Boone, N.C.	Canceled.
18	at Georgia Tech*	Atlanta, Ga.	W, 7-4
18	at Georgia Tech*	Atlanta, Ga.	W, 8-2
19	at Georgia Tech*	Atlanta, Ga.	W, 5-1
22	CHARLOTTE	Blacksburg, Va.	L, 3-2
24	CHATTANOOGA	Blacksburg, Va.	W, 12-7
25	CHATTANOOGA (DH)	Blacksburg, Va.	W, 4-1 & 9-5
28	LIBERTY	Blacksburg, Va.	W, 9-5

#### APRIL

1	DUKE*	Blacksburg, Va.	L, 7-1
2	DUKE*	Blacksburg, Va.	L, 5-1
2	DUKE*	Blacksburg, Va.	W, 13-9
4	LONGWOOD (DH)	Blacksburg, Va.	W, 10-2, W, 11-1
6	at Virginia*	Charlottesville, Va.	W, 9-8 (8)
7	at Virginia*	Charlottesville, Va.	L, 6-5 (8)
8	at Virginia*	Charlottesville, Va.	W, 7-0
11	TENNESSEE	Blacksburg, Va.	L, 11-0 (5)
14	at Notre Dame*	South Bend, Ind.	L, 6-1
15	at Notre Dame*	South Bend, Ind.	W, 8-7
15	at Notre Dame*	South Bend, Ind.	L, 11-3 (5)
18	RADFORD	Blacksburg, Va.	6PM
20	FLORIDA STATE*	Blacksburg, Va.	7PM
21	FLORIDA STATE*	Blacksburg, Va.	6PM
22	FLORIDA STATE*	Blacksburg, Va.	2PM
25	at Marshall	Huntington, W.Va.	3PM
28	CLEMSON*	Blacksburg, Va.	6PM
29	CLEMSON*	Blacksburg, Va.	2PM
30	CLEMSON*	Blacksburg, Va.	Noon

#### MAY

3	at Liberty	Lynchburg, Va.	6PM
10-13	ACC Championship	South Bend, Ind.	TBA

CAPS = HOME | AT = ROAD | VS. = NEUTRAL SITE | \* = ACC CONFERENCE GAME | DH = DOUBLEHEADER  
# UNCW TOURNAMENT | \$ TAXACT CLEARWATER INVITATIONAL | % LONE STAR STATE INVITATIONAL | POSTSEASON

RANKINGS = USA TODAY/NFCA COACHES' POLL / ESPN.COM/USA SOFTBALL POLL

#### VIRGINIA TECH CONTACT

**Bree Williams**  
Assistant Director, Strategic Communications  
Phone: (513) 594-2278  
Email: bwilliams17@vt.edu



@HokiesSoftball



@HokiesSoftball

#### INFORMATION

##### No. 14/17 Virginia Tech



##### Hokies

Record.....32-12  
Streak.....L1  
Head Coach.....Pete D'Amour  
Record at Tech (Years).....183-52 (5th)

##### Radford



##### Highlanders

Record.....13-25  
Streak.....L2  
Head Coach.....Alisa Tasler  
Record at Tenn. (Years).....32-54 (2nd)

#### NUMBERS TO KNOW

# 6

• Emma Lemley recorded her third save of the season in the game two win over Notre Dame, now with six total saves in her career. Her six saves put her at fourth in program history, with 11 being the career record set by Angela Tincher (2005-08).

# 2

• Bre Peck hit two home runs in the game two win over Notre Dame. She leads the Hokies with 13 on the year. This is Peck's second game of the season with 2 home runs, as Addy Greene and Emma Ritter also have multi-HR games.

#### RADFORD SERIES HISTORY

Radford Series.....VT leads 44-13  
Last Five.....VT leads 4-1  
VT Ranked.....VT leads 3-0  
First Meeting.....Radford W, 4-1, 1996 (Salem, Va.)  
Last Meeting.....VT W, 9-1 (5), 2021 (Blacksburg, Va.)

#### PLAYERS TO WATCH



• Kelsey Brown continued to lead the Hokie offense last week, recording five hits in 12 at bats. The senior did not strike out at all last week and also scored a run, adding a stolen base and a perfect fielding percentage in left field

• In addition to her two home runs against Notre Dame, Bre Peck added a .444 batting average with four hits and four runs scored. She led the team with three RBI and 12 total bases. The sophomore also had two doubles



#### LAST TIME OUT

• The Hokies went 1-2 over the weekend, falling in games one and three to Notre Dame and posting an 8-7 win in game two against the Irish  
• Tech fell 6-1 in game one on Friday. Brown's three-hit day led the Hokies offensively. Sophomore Rachel Castine had the Hokies RBI on the day, going 1-for-2 with an RBI triple in the second.  
• The Hokies fought back from down 7-5 in the fifth inning to beat the Notre Dame Fighting Irish 8-7 Saturday in game one of the doubleheader. Sophomore Bre Peck led the way offensively for the Hokies, going 3-for-3 in the ballgame with a double, two home runs and three RBI.  
• Notre Dame took game three 11-3 in five innings. Rachel Castine added two RBI to her tally on the season and Addy Greene added the third for the Hokies.

#### PROBABLE LINEUP

#	Name	BA	H	R	RBI	HR
21	Kelsey Brown (LF)	.463	25	17	4	0
97	Cameron Fagan (2B)	.318	42	28	28	8
6	Addy Greene (RF)	.293	36	29	27	11
88	Bre Peck (DP)	.309	34	32	35	13
90	Emma Ritter (CF)	.377	52	39	31	10
2	Jayme Bailey (1B)	.351	47	32	36	11
8	Kelsey Bennett (3B)	.252	26	11	23	7
44	Rachel Castine (C)	.282	11	3	11	1
7	Teagan Thrunk (SS)	.266	21	22	16	4
		ERA	IP	K	BB	W-L
18	Lyndsey Grein (P)	4.31	79.2	69	28	7-3



**NFCA Week 8 Top 25 Poll**

April 11 | *Opponents in italics*

Team (1st place votes)	Record	Points	Last
1 Oklahoma (32)	36-1	800	1
2 UCLA	36-4	759	3
3 <i>Oklahoma State</i>	35-3	732	2
4 <i>Florida State</i>	32-7	704	6
5 Stanford	31-6	660	7
6 <i>Clemson</i>	37-4	621	4
7 <i>Tennessee</i>	30-5	610	5
8 <i>Texas</i>	33-8-1	569	9
9 Washington	29-8	543	10
10 Arkansas	28-11	474	8
11 <i>Duke</i>	30-9	472	11
12 Georgia	31-8	440	14
13 LSU	33-7	428	12
<b>14 Virginia Tech</b>	<b>31-9</b>	<b>389</b>	<b>13</b>
15 Florida	28-10	321	15
16 Alabama	28-12	311	16
17 Kentucky	24-10-1	297	17
18 Baylor	30-9	244	21
19 Oregon	25-11	239	18
20 Wichita State	34-7	195	22
21 Auburn	29-12	177	19
22 Northwestern	24-9	145	22
23 Texas A&M	42-13	100	24
24 <i>Arizona</i>	24-15	91	20
25 Utah	24-8	34	RV

**Receiving Votes:** Louisiana (22), Arizona State (8), Boston University (5), California (4), Indiana (4), Boise State (1), Central Arkansas (1).

**GENERAL INFORMATION**

University Name ..... Virginia Tech  
 Location ..... Blacksburg, Va.  
 Founded ..... 1872  
 Enrollment ..... 37,000  
 President.....Dr. Timothy Sands  
 Director of Athletics.....Whit Babcock  
 Nickname.....Hokies  
 Mascot.....Hokie Bird  
 Colors..... Chicago Maroon and Burnt Orange  
 Affiliation..... NCAA Division I  
 Conference.....Atlantic Coast  
 Home Field.....Tech Softball Park (TSP)  
 Capacity ..... 1,024

**INFORMATION**

2022 Record..... 46-10  
 2022 Conference Record / Finish.....21-2 / 1st in ACC  
 Starters Returning / Lost..... 8 / 3  
 Newcomers..... 8

**STAFF**

Head Coach (Alma Mater) ..... Pete D'Amour (Missouri)  
 Virginia Tech Record / Years ..... 151-40 / Fifth season  
 Overall Record / Years ..... 230-77 / Seventh season  
 Assistant Coach ..... Doug Gillis (Northwood)  
 Assistant Coach ..... Mike Lewis (Missouri-Kansas City)  
 Student Assistant Coach..... Mackenzie Lawter (Virginia Tech '22)  
 Director of Operations..... Bill Old (Randolph-Macon)  
 Athletic Trainer ..... Kristen Matthis (Pitt, UCF)  
 Strength & Conditioning ..... Kelly Murphy (Cornell, Columbia)

**USA Softball Week 8 Top 25 Poll**

April 11 | *Opponents in italics*

Team (1st place votes)	Record	Points	Last
1 Oklahoma (25)	36-1	625	1
2 UCLA	36-4	589	3
3 <i>Oklahoma State</i>	32-4	579	2
4 <i>Florida State</i>	32-7	543	6
5 Stanford	31-6	503	7
6 <i>Tennessee</i>	29-7	497	6
7 <i>Clemson</i>	37-4	457	4
8 <i>Texas</i>	33-8-1	451	10
9 Georgia	31-8	417	8
10 Washington	29-8	411	T11
11 Arkansas	28-11	362	9
12 LSU	33-7	329	T11
13 <i>Duke</i>	30-8	312	13
14 Alabama	28-12	282	14
15 Florida	28-10	251	18
16 Kentucky	24-10-1	234	15
<b>17 Virginia Tech</b>	<b>31-9</b>	<b>219</b>	<b>17</b>
18 Oregon	25-11	202	16
19 Baylor	30-9	195	22
20 Northwestern	24-9	171	20
21 Texas A&M	24-13	131	19
22 Utah	24-8	117	24
23 Wichita State	34-7	88	25
24 Auburn	29-12	60	23
25 Louisiana	30-10	53	RV

**Receiving Votes:** Arizona (18), Arizona State (11), Indiana (7), California (4), Missouri (4), UCF (4), Central Arkansas (1).

**ROSTER**

No.	Name	Yr.	B/T	Pos.	Ht.	Hometown	High School / Previous School
2	Jayme Bailey	Sr.	R/R	UT	5-5	Scott Depot, W.Va.	Hurricane
5	Jenna Pearson	R-So.	R/R	UT	5-8	North Stafford, Va.	North Stafford
6	Addy Greene	Jr.	L/R	OF	5-9	Suffolk, Va.	Nansemond-Suffolk Academy
7	Teagan Thrunk	Fr.	R/R	IF	5-8	Point Pleasant, N.J.	Point Pleasant Borough
8	Kelsey Bennett	Sr.	R/R	IF	5-5	Buford, Ga.	Buford
10	Megan Furr	Fr.	L/L	OF	5-7	Centreville, Va.	Westfield
11	Kylie Aldridge	Fr.	L/R	C	5-11	Fayetteville, N.C.	Gray's Creek
12	Shanan Hester	Gr.	R/R	UT	5-6	Wendell, N.C.	Roanoke College / Corinth Holders
13	Payton List	Fr.	R/R	P	5-11	Beaver, Pa.	Beaver Area
14	Emma Jackson	Fr.	R/R	OF	5-8	Chincoteague, Va.	Chincoteague
15	Emma Yates	Jr.	R/R	C	5-6	Fairfax Station, Va.	South County
16	Meredith Slaw	Sr.	L/R	IF	5-11	Warsaw, Va.	Rappahannock
17	Molly Jacobson	R-So.	R/R	P	6-0	Waukee, Iowa	Waukee
18	Lyndsey Grein	Fr.	R/R	P	5-7	Mokena, Ill.	Lincoln-Way Central
19	Madison Hanson	Jr.	R/R	IF	5-11	Smithfield, Va.	Isle of Wight Academy
20	Trinity Martin	Fr.	L/R	OF	5-8	Nathalie, Va.	Halifax County
21	Kelsey Brown	Sr.	L/R	OF	5-6	Haymarket, Va.	Battlefield / JMU
22	Maija Louko	Jr.	R/R	IF	5-7	Reston, Va.	South Lakes
24	Morgan Overaitis	Sr.	L/R	OF	5-4	Canton, Mich.	Salem / Michigan
27	Emma Lemley	So.	R/R	P	5-6	Forest, Va.	Jefferson Forest
28	Grace Chavez	Sr.	R/R	C	5-9	Las Vegas, Nev.	West Career & Technical Academy
44	Rachel Castine	So.	R/R	UT	5-9	Chesapeake, Va.	Greenbrier Christian Academy
88	Bre Peck	So.	R/R	UT	5-10	Royersford, Pa.	Spring-Ford
90	Emma Ritter	Jr.	R/R	OF	5-9	Perryville, Md.	John Carroll
97	Cameron Fagan	Jr.	L/R	IF	5-8	Dunnellon, Fla.	Dunnellon





**2022 Regular Season ACC Standings**

Team	Overall	ACC	Pct.
<b>Virginia Tech</b>	<b>40-6</b>	<b>21-2</b>	<b>.913</b>
Duke	40-7	19-3	.864
Florida State	49-5	19-5	.792
Notre Dame	39-9	16-5	.762
Clemson	37-14	14-10	.583
Virginia	27-23	13-11	.542
Georgia Tech	36-15	11-13	.458
Louisville	27-24	10-14	.417
Syracuse	24-20	7-15	.318
NC State	33-22	7-17	.292
North Carolina	23-28	6-18	.250
Boston College	20-27	6-18	.250
Pitt	14-27	2-20	.091

**2023 Predicted Order of Finish**

1. Florida State
- 2. Virginia Tech**
3. Clemson
4. Duke
5. Notre Dame
6. Georgia Tech
7. Louisville
8. Virginia
9. Syracuse
10. NC State
11. North Carolina
12. Boston College
13. Pitt

**2023 All-ACC Preseason Team**

**INF**

Karina Gaskins, Notre Dame, Jr  
**Cameron Fagan, Virginia Tech, Jr.**  
 Mack Leonard, Florida State, Gr.  
 Alia Logoleo, Clemson, R-Jr.  
 Devin Flaherty, Florida State, Sr.

**OF**

Kaley Mudge, Florida State, Sr.  
**Emma Ritter, Virginia Tech, Jr.**  
 McKenzie Clark, Clemson, Jr.  
 Leaa Hanks, Notre Dame, Sr.

**C**

Emma Kauf, Georgia Tech, Sr.

**P**

Katheryn Sandercock, FSU, R-Sr.  
 Valerie Cagle, Clemson, R-Jr.  
**Emma Lemley, Virginia Tech, So.**

**DP (Tie)**

Kalei Harding, Florida St., Jr.  
**Meredith Slaw, Virginia Tech, Sr.**

**ACC PLAYER OF THE WEEK**

- Kelsey Brown was named the Co-ACC Player of the Week, the league announced on last week. The senior earned the award for the first time in her career after leading the Hokies at the plate last week.
- The outfielder hit .700 as the leadoff hitter with 14 hits in 20 at bats. She also added two doubles, an RBI and nine runs scored with an .800 slugging percentage.
- She is also leading the team with a .463 batting average this season and is a perfect 13-for-13 in stolen bases.

**TOUGH OUT**

- As of April 10, Emma Ritter is ranked first in the ACC and third nationally as the toughest to strikeout.
- She has only three strikeouts in 28 at bats, recording a .391 batting average with 50 hits, including 10 doubles, two triples and three 10 home runs, adding 31 RBI.
- Ritter is building off of the 2022 season, in which she struck out only six times in 165 at bats.

**HOME RUN RACE**

- Four different Hokies are at the top of the leader board as far as home runs on the season, with Bre Peck leading the way with 13, Jayme Bailey and Addy Greene adding 11 and Emma Ritter with 10
- Peck took back the lead this weekend at Notre Dame, hitting two home runs in game two for 13 on the year. She is now 1 RBI behind Bailey with 35
- Fourteen different Hokies have home runs on the season with 12 of those players with at least two or more

**LEMLEY SHUTOUTS**

- Emma Lemley recorded her fourth shutout of the season against Virginia, earning her 19th win of the season with the Hokies 7-0 showing over the Cavaliers
- Along with the shutout of Virginia, the sophomore has thrown one against East Carolina, UNCW and NC State
- Lemley has 226 strikeouts on the season and also adds three saves to her 19 wins. She leads the team with a .224 opponent batting average

**BIG BATS**

- The Hokies exploded for 21 runs against Longwood, sweeping the Lancers in two run-rule victories.
- Emma Ritter had a big night in both games, leading the team with six RBI between the two games. In game one, the junior went 4-for-4 with three doubles, tying the Virginia Tech single-game record. She followed that up with her 10th home run of the season in game two, bringing in two more runs
- Cameron Fagan had a home run in each game, recording four RBI on the night. Rachel Castine was also in the mix, with three hits on the night

and three RBI. Emma Yates recorded her first hit of the season, adding an RBI

**ZOOMIN'**

- The Hokies stole eight bases between the two games against Longwood, with six in game two which is a season-high.
- On the season, Tech has 39 stolen bases as Emma Ritter is a perfect 14-for-14 and Kelsey Brown is 10-for-10
- Brown was also back in the mix against Longwood, recording four hits, two of which on a bunt. The senior also scored five runs in her two games played.

**RITTER RAKES**

- Emma Ritter hit .400 over the four games played for the Hokies (3/28 - 4/2), bumping her overall batting average to .373 on the season
- The outfielder had four hits, including one double and adding two home runs in the final game of the series against Duke to help lead the Hokies to the win
- She finished with four RBI and a 1.100 slugging percentage, adding three walks and a .571 on base percentage.
- Ritter was also 2-for-2 on the weekend in stolen bases, adding to her perfect 12-for-12 in stolen bases

**FIRST OF THE SEASON**

- Both Meredith Slaw and Rachel Castine hit their first home runs of the season in the series against Duke.
- Slaw hit her first in game two against the Blue Devils, knocking the ball over the left field fence in a pinch-hit opportunity. Slaw ended her 2022 season with nine home runs and a .353 batting average
- Castine's first home run of the season in game three against Duke sparked the comeback for the Hokies. The sophomore got the start at shortstop and hit a home run in her first at bat of the game, as the Hokies came back from a 5-0 deficit to win 13-8.

**THE RISE OF ADDY GREENE**

- Addy Greene has solidified herself in the Hokies lineup this season, after starting in less than half of Tech's games a season ago.
- Greene has started in 31 of 32 games this season heading into the Duke weekend, and is tied for first on the team in home runs with 10, compared to a season ago with only two home runs.
- She is third on the team in batting average with a .322 and is third on the team in RBI with 24, both a significant progression from last season.
- The right fielder has a .724 slugging percentage and 28 hits, compared to only 18 hits through all of last season.

**SPREADING THE LOVE**

- All three of Virginia Tech's pitchers earned a win in the circle against Chattanooga, as Emma Lemley, Lyndsey Grein and Molly Jacobson all went 1-0
- Following the weekend Lemley was 15-2 on the year, with Grein moving to 6-2 and Jacobson moving



## HOKIES IN THE POLLS

	NFCA	USA Softball	Softball America	DI Softball
P 11	11	11	11	13
W1 8	9	8	8	11
W2 10	12	16	16	15
W3 10	13	16	16	17
W4 11	13	15	15	16
W5 13	15	16	16	16
W6 11	14	15	15	16
W7 12	T16	20	19	19
W8 13	17	20	18	20
W9 14	17	22	20	20

Multiple Hit Games	2	3	4	5+	Total
90 Emma Ritter	9	3	1	-	13
2 Jayme Bailey	11	1	-	-	12
97 Cameron Fagan	10	1	-	-	11
88 Bre Peck	8	1	-	-	9
6 Addy Greene	6	1	-	-	7
21 Kelsey Brown	3	3	1	-	7
8 Kelsey Bennett	4	-	1	-	5
7 Teagan Thrunck	3	1	-	-	4
24 Morgan Overaitis	2	-	-	-	2
11 Kylie Aldridge	1	-	-	-	1
14 Emma Jackson	1	-	-	-	1
44 Rachel Castine	1	-	-	-	1
28 Grace Chavez	1	-	-	-	1
19 Madison Hanson	1	-	-	-	1
TEAM	61	11	3	0	75

Hitting Streaks	Longest	Current
90 Emma Ritter	15	-
2 Jayme Bailey	9	3
97 Cameron Fagan	8	-
6 Addy Greene	7	3
21 Kelsey Brown	5	3
14 Emma Jackson	5	-
19 Madison Hanson	4	-
88 Bre Peck	4	2
44 Rachel Castine	4	1
28 Grace Chavez	3	-
8 Kelsey Bennett	3	-
7 Teagan Thrunck	3	-
11 Kylie Aldridge	2	-
24 Morgan Overaitis	2	-
16 Meredith Slaw	1	-
20 Trinity Martin	1	1
15 Emma Yates	1	1

Multiple RBI Games	2	3	4	5+	Total
2 Jayme Bailey	6	4	1	-	11
90 Emma Ritter	5	-	3	-	8
88 Bre Peck	1	4	2	1	8
97 Cameron Fagan	7	1	-	-	8
8 Kelsey Bennett	5	-	-	1	6
6 Addy Greene	2	2	2	-	6
7 Teagan Thrunck	4	-	1	-	5
44 Rachel Castine	4	-	-	-	4
19 Madison Hanson	1	1	-	-	2
11 Kylie Aldridge	1	1	-	-	2
14 Emma Jackson	1	1	-	-	2
28 Grace Chavez	2	-	-	-	2
21 Kelsey Brown	1	-	-	-	1
TEAM	40	14	9	2	65

Reached Base Streaks	Longest	Current
97 Cameron Fagan	17	-
90 Emma Ritter	16	-
2 Jayme Bailey	13	3
88 Bre Peck	11	2
6 Addy Greene	9	3
14 Emma Jackson	6	-
21 Kelsey Brown	5	3
8 Kelsey Bennett	5	2
19 Madison Hanson	4	-
44 Rachel Castine	4	1
28 Grace Chavez	4	-
20 Trinity Martin	3	3
7 Teagan Thrunck	3	-
11 Kylie Aldridge	3	-
24 Morgan Overaitis	3	-
16 Meredith Slaw	3	-
10 Megan Furr	2	2
15 Emma Yates	1	1

to 3-1. Lemley also earned her second save of the season in the game one win

- The Hokies staff combined for 253 strikeouts through March 27 and rank first in the conference and second nationally with a 7.23 strikeout-to-walk ratio. They have also thrown six shutouts on the year.

### WALK IT OUT

- The Hokies set a new program record in game one against Chattanooga, walking 15 times against the Mocs.
- The previous record was 14 walks in a single game, set against Seton Hall in 2015.
- Kylie Aldridge also tied a single game record with 4 walks in the game.
- Over the three games played against the Mocs, the Hokies walked 26 times and posted a .475 on base percentage over the weekend.

### WHERE THEY RANK

- As of April 10, Emma Lemley ranks at the top of the NCAA and ACC in several different categories so far this season
- She is first in the conference and second nationally with 212 strikeouts. Lemley also leads the ACC in strikeout-to-walk ratio and victories
- The Hokies pitching staff also leads the conference with a 6.08 strikeout-to-walk ratio, which ranks second in the NCAA
- Offensively, Emma Ritter ranks at the top of the ACC and second nationally in toughest to strikeout

### STOP US IF YOU'VE HEARD IT...

- The Hokies continue to launch the long ball, hitting 15 home runs over six games (3/7-3/11)
- Twelve different Hokies have recorded a home run this season, with the majority of Tech's starting line up now with a home run
- On the other end, the Tech pitching staff has only given up 24 home runs through the 180.1 innings pitched

### ACC PITCHER OF THE WEEK (3x)

- For the third straight week, Lemley was named ACC Pitcher of the Week on March 14, her sixth career weekly honor.
- This is the first time since Keely Rochard in 2020 that a pitcher has earned the award for three straight weeks.
- Lemley recorded wins over Mount St. Mary's and two wins over North Carolina.
- She struck out 22 Tar Heels in her 14 innings of work.
- On the weekend, Lemley finished with a .44 ERA with 26 strikeouts in her two appearances.

### ALL ABOUT THE BATS

- The Hokie offense continued to shine in their ACC opening series, finishing the three games played with a .325 batting average, compared to a .134 put up by NC State
- Tech recorded 25 hits, including eight extra base hits, scoring 24 runs and posting an on base percentage of .597
- Five different Hokies recorded a home run, adding to the season total of 33. Greene hit two home runs and led the way with five RBI.

- As of Monday, March 6, the Hokies were second in NCAA Division I with 1.83 home runs per game

### COMEBACK KIDS

- The Hokie bats have come up big in two games this season, working from behind to tie the game up via the long ball
- Most recently, Tech came back from down 5-2 in the top of the seventh against No. 9/13 Texas, getting a two-run home run off the bat of Kelsey Bennett and a solo shot from Emma Jackson to tie the game up at 5-5
- The Hokies would win that game 6-5 in eight innings, as Cameron Fagan had the game-winning RBI
- Tech also came back from a six-run deficit to tie the game in the top of the seventh against No. 5 Oklahoma State. Jayme Bailey, Kelsey Bennett and Bre Peck all had home runs to help the cause

### ACTION JACKSON

- Freshman Emma Jackson made an impact on the Hokies weekend in Texas, coming up clutch with the game-tying home run against Texas, her first career home run in her first career start as DP
- She followed that up with a three-run home run in the run rule win over Texas Southern the following day
- As the DP over the weekend, Jackson hit .333 with four hits, scoring three runs and tallying four RBI

### RECORD WATCH

- Jayme Bailey and Kelsey Bennett are both closing in on obtaining career records at Virginia Tech softball
- Bennett is five home runs from setting a new career record in home runs. She is at 44 and Megan Evans (2002-05) holds the current record with 50
- She is now the new career record holder in runs batted in, with 162, taking over Evans' record of 161
- Bailey is two triples away and Kelsey Brown is three triples from the career record of 12 from Bronwyn Blair (1998-01) and Bailey is two doubles away from Michelle Meadows (1997-00) with 48

### HOKIE HOMERS

- The Hokies hit at least one home run in every game in Texas, hitting three against Texas and Texas Southern for a total of 27 as of Feb 27 to lead the NCAA
- The Hokie lineup hit 10 home runs total throughout the weekend down in Clearwater
- Five of those home runs were recorded in game one against No. 5 Oklahoma State, all hit by different players throughout the game
- Madison Hanson, Bre Peck, Jayme Bailey, and Kelsey Bennett all hit two home runs while in Clearwater
- Pinch hitting was key for Hokies in Clearwater as Madison Hanson and Morgan Overaitis both came in to hit significant home runs

### HOW ABOUT HANSON

- Junior Madison Hanson had a career weekend at the plate, recording a .333 batting average and four RBI for the Hokies in Clearwater
- Hanson hit a clutch pinch-hit two-run home run against Oklahoma State, her first career home run
- She continued her weekend as designated player



**2023 HONORS & AWARDS****Preseason**

Cameron Fagan, Preseason All-ACC Team  
 Cameron Fagan, Extra Innings Top 100  
 Emma Lemley, Softball America Preseason All-American  
 Emma Lemley, D1 Softball Preseason Top 100  
 Emma Lemley, Softball America Top 100  
 Emma Lemley, Extra Innings Top 100  
 Emma Lemley, Preseason All-ACC Team  
 Emma Lemley, USA Softball Player of the Year Top 50 Watch List  
 Emma Ritter, Softball America Preseason All-American  
 Emma Ritter, D1 Softball Preseason Top 100  
 Emma Ritter, Softball America Top 100  
 Emma Ritter, Extra Innings Top 100  
 Emma Ritter, Preseason All-ACC Team  
 Emma Ritter, USA Softball Player of the Year Top 50 Watch List  
 Meredith Slaw, Preseason All-ACC Team

**2022 HONORS & AWARDS****Postseason**

Kelsey Bennett, All-ACC Third Team  
 Kelsey Brown, All-ACC Third Team  
 Cameron Fagan, All-ACC Second Team  
 Cameron Fagan, NFCA First Team All-Mid Atlantic Region  
 Cameron Fagan, VaSID All-State First Team  
 Mackenzie Lawter, All-ACC Second Team  
 Mackenzie Lawter, NFCA Second Team All-Mid Atlantic Region  
 Emma Lemley, ACC Freshman of the Year  
 Emma Lemley, All-ACC First Team  
 Emma Lemley, ACC All-Freshman Team  
 Emma Lemley, NFCA Second Team All-Mid Atlantic Region  
 Emma Lemley, VaSID Freshman of the Year  
 Emma Lemley, VaSID All-State First Team  
 Morgan Overaitis, All-ACC Second Team  
 Bre Peck, All-ACC Second Team  
 Bre Peck, ACC All-Freshman Team  
 Bre Peck, NFCA First Team All-Mid Atlantic Region  
 Bre Peck, VaSID All-State First Team  
 Emma Ritter, All-ACC First Team  
 Emma Ritter, NFCA First Team All-Mid Atlantic Region  
 Emma Ritter, NFCA Third Team All-American  
 Emma Ritter, VaSID Player of the Year  
 Emma Ritter, VaSID All-State First Team  
 Keely Rochard, ACC Pitcher of the Year  
 Keely Rochard, First Team All-ACC  
 Keely Rochard, NFCA First Team All-Mid Atlantic Region  
 Keely Rochard, NFCA First Team All-American  
 Keely Rochard, VaSID Pitcher of the Year  
 Keely Rochard, VaSID All-State First Team  
 Meredith Slaw, All-ACC First Team  
 Meredith Slaw, NFCA First Team All-Mid Atlantic Region  
 Meredith Slaw, VaSID All-State First Team  
 Darby Trull, All-ACC Third Team  
 Darby Trull, NFCA Third Team All-Mid Atlantic Region

**Inseason**

Keely Rochard, ACC Pitcher of the Week (2/14), (4/5)  
 Emma Lemley, ACC Pitcher of the Week (3/9), (3/29), (4/26)  
 Meredith Slaw, ACC Player of the Week (4/12)  
 Keely Rochard, USA Softball Collegiate Player of the Year Top-10 Finalist  
 Emma Lemley, Schutt Sports/NFCA Freshman of the Year Top-3 Finalist

where she hit another home run during the win against Nebraska

- The junior also contributed an important RBI against No. 2 UCLA
- Hanson ended the weekend with a 1.000 slugging percentage

**LEMLEY Ks**

- Emma Lemley set a new career-high, 17 strikeouts, against No. 10 Arizona
- Lemley also pitched a solid game in the win against USF recording 15 strikeouts, giving up one run and no walks
- The sophomore has now racked up 143 strikeouts, which ranks first in the ACC and second nationally

**BAILEY'S BAT**

- Jayme Bailey went 10-for-14 on opening weekend to kick off her fifth year as a Hokie
- Throughout the weekend, she recorded one double, one triple and one home run
- She contributed five RBI and three runs
- Bailey led the team with a .741 batting average on the weekend and also stole two bases

**STAFF DEBUT**

- The Hokie pitching staff consisting of Grein, Jacobson, Lemley and Peck worked together to average a 0.23 ERA on opening weekend
- The four pitchers only allowed four walks and three runs the entire weekend
- Newcomer Lyndsey Grein pitched the most innings for the staff with 14, striking out 11, nine of them against UNC Wilmington, a regional team a season ago
- Molly Jacobson and utility player Bre Peck also made their pitching debuts this season where they combined to toss a shutout against Purdue Fort Wayne
- This is Peck's first season on the pitching staff, playing primarily at 3rd base last season. Peck was the Pennsylvania Gatorade Player of the Year in 2019 and has a perfect game in the state quarterfinals on her resume

**ROSTER RUNDOWN**

- The Hokies return eight starters, including All-American Emma Ritter, as well as ACC Freshman of the Year Emma Lemley.
- Other returners include utility Jayme Bailey, infielder Kelsey Bennett, designated player Meredith Slaw, outfielder Kelsey Brown, utility Bre Peck and infielder Cameron Fagan
- Tech lost three starters from 2022, including All-American pitcher Keely Rochard, catcher Mackenzie Lawter (who returns this year as a Student Assistant Coach) and outfielder Darby Trull
- The Hokies welcome eight newcomers to the 2023 roster, with seven freshman and one transfer ready to make an impact

**FRESH FACES**

- The Hokies welcome seven freshman and one grad transfer to the 2023 roster
- Teagan Thrunck, an infielder from New Jersey, was

ranked the 58th best player in the 2022 signing class, a First Team All-American infielder by Extra Innings Softball and a PGF All-American. She finished her senior year with a .532 batting average with 42 hits, five triples and seven home runs, as well as a 1.091 slugging percentage

- A catcher out of North Carolina, Kylie Aldridge was a 2022 Extra Innings Softball High School All-American, as well the 3A East State Player of the Year in 2021. As a senior, posted a .520 batting average with 27 RBI, 34 hits, a .630 OBP and a 1.496 OPS
- Lyndsey Grein will see some time in the circle, joining the Hokies from Mokena, Illinois. She recorded a 1.25 ERA as a senior with 197 strikeouts in 2022. Grein helped her team to a second-place finish at the 2021 State Championship, totaling 292 strikeouts on the season. At the plate, she finished with a .427 batting average with 28 RBI.
- Megan Furr (Centreville, Va.), Payton List (Beaver, Pa.), Emma Jackson (Chincoteague, Va.) and Trinity Martin (Nathalie, Va.) join the Hokies for their freshman season and look to make an impact
- Shanan Hester joins the Hokies after a four-year career at Roanoke College. She played in 125 games over the course over her career, hitting over .300 each season. She was named NFCA All-Region and ODAC All-Tournament after a successful senior season

**MACK IS BACK**

- Head coach Pete D'Amour and Virginia Tech softball announced in Septmeber that All-ACC catcher, Mackenzie Lawter, will be returning as a student assistant coach for the 2022-23 season.
- A key component behind the plate for the Hokies, Lawter finished up her fifth year of eligibility during the 2022 season. Following her senior season, the catcher was named to the All-ACC Second Team, as well as NFCA Mid-Atlantic Region Second Team.
- At the 2022 Blacksburg Regional, Lawter played a big role in advancing the Hokies to Super Regionals. She hit a two-run home run to bring in the game-winning run over Miami (OH) in an elimination game. The next day, Lawter hit the go-ahead three-run home run against No. 15 Kentucky in game seven to put the Hokies in position to close out the Regional with a win.
- Lawter will work with all aspects of the program this season. She will graduate from Virginia Tech in May 2023 with a Master's in Reputation Management.

**USA SOFTBALL TOP 50 WATCH LIST**

- Emma Lemley and Emma Ritter earned a spot on the USA Softball Top 50 Watch List for Player of the Year for the first time in their respective careers.
- The Top 50 Watch List highlights athletes from 26 universities and nine athletic conferences from across the country. The ACC is represented with six athletes.
- The Top 25 finalists for Player of the Year will be announced on May 3, followed by the Top 10 on May 3 and Top 3 on May 17. The Player of the Year will be announced prior to the NCAA Women's College World Series.

**IN THE POLLS**

- The Hokies entered the 2023 season ranked No. 11 in both the USA Softball preseason poll and the NFCA poll



- On April 25, 2022 the Virginia Tech Softball team achieved their highest-ever national ranking, coming in at No. 2 after taking the ACC series at Florida State
- On March 7, 2022 the Hokies were ranked No. 1 in the NCAA RPI after the three-game sweep against Clemson. Tech then spent three straight weeks at No. 1
- The Hokies finished their historic season ranked No. 9 in the final polls

**MORE D'AMOUR**

- D'Amour is back for his fifth season after leading the Hokies to their second straight Super Regional appearance
- The Virginia Tech skipper has a .791 win percentage with a 151-40 record since his arrival at Virginia Tech
- For the second straight season, D'Amour and his staff were honored with the NFCA Mid-Atlantic Staff of the Year award
- D'Amour is the 2022 ACC Coach of the Year, producing a conference high 11 All-ACC team members

**REGULAR SEASON CHAMPS**

- The Hokies clinched their second ACC Regular Season Championship, run-ruling Boston College 9-0 to officially clinch the championship.
- Tech last won the regular season in 2019, finishing 20-4 in the Coastal Division. The Hokies clinched the 2019 championship at Boston College as well with a sweep of the Eagles.
- The 21-2 record in ACC play is the highest winning

percentage in conference play in school history.

**BEST ACC START**

- Tech's 13-0 start in conference games during the 2022 season is the league's best start since Florida State began league play 10-0 back in 2018.
- The Hokies 13 straight ACC wins tied the 13 consecutive league contests the team won during a stretch of the 2014 season.
- Tech hadn't started undefeated through 13 games in conference play since joining the ACC

**NATIONAL STAGE**

- Emma Lemley was invited to join the USA National Softball team to compete in the 2022 Canada Cup
- Lemley helped the National Team earn gold at the Canada Cup, pitching the first game of the tournament, throwing three innings and recording 7 strikeouts.

**RANKED MATCHUPS**

- The Hokies had 19 games in 2022 against an opponent ranked in the top 25 in either the NFCA/USA Today poll or the USA Softball/ESPN.com poll
- Tech finished 14-8 in ranked matchups with wins over then-RV/24 Northwestern, No. 11/12 Missouri, No. 19/20 Kentucky, No. 14/9 Clemson (3), No. 22/20 UCF (2) and No. 2/3 Florida State (2), No. 15/15 Kentucky (2) and No. 12/14 Florida
- Virginia Tech finished at No. 2 in the final NCAA RPI

**SERIES SWEEPS**

- The Hokies did not drop a single ACC series in 2022, securing the ACC Regular Season Title
- Tech only fell in two ACC games of the 23, taking losses to Florida State and Virginia
- Tech swept Clemson for the first time in school

history by outscoring the Tigers 14-3 over the three games played

- To put that in perspective, Clemson was not swept at all in 2021 in ACC play, posting a 29-5 record with six sweeps

**RACKING UP THE Ks**

- The Hokies led the conference in strikeouts last year, tallying 540 total over 376.1 innings pitched
- Tech also led the ACC and was seventh nationally in strikeout to walk ratio with a 4.76
- Sophomore returner Emma Lemley recorded 212 of those strikeouts and is poised to carry a heavier load this season

**EMMA <sup>2</sup>**

- Emma Lemley and Emma Ritter have been racking up the preseason accolades this year for the Hokies
- Along with making the preseason All-ACC team and the Top 50 Watch List for Collegiate Player of the Year, the two were also recognized by D1 Softball, Extra Innings and Softball America
- Lemley ranked No. 36 and Ritter ranked No. 38 on the Softball America Top 100 Players List
- On the D100 Player rankings, Lemley earned the No. 30 spot, while Ritter was No. 42
- The Extra Elite 100 Player Rankings saw Lemley at No. 36, Ritter at No. 49 and Cameron Fagan at No. 68

**HISTORIC NO-NOS**

- The back-to-back no-hitters against Longwood (3/22/22) were the first-ever time the Hokies' no-hit both games of a doubleheader since the program's inception in 1995.
- Tech pitchers had not tossed no-hitters in con-

**STARTERS SUMMARY**

Player	GS	Position										Batting Order																		
		p	c	1b	2b	3b	ss	lf	cf	rf	of	dh	1st	2nd	3rd	4th	5th	6th	7th	8th	9th									
2 Jayme Bailey	44	.	.	44	.	.	.	.	.	.	.	.	.	.	.	.	.	.	.	.	.	1	2	6	19	8	6	1	1	.
90 Emma Ritter	43	.	.	.	.	.	.	26	17	.	.	.	.	.	.	.	.	.	.	.	.	29	1	.	9	3	1	.	.	.
97 Cameron Faga	43	.	.	.	43	.	.	.	.	.	.	.	.	.	.	.	.	.	.	.	.	2	37	1	.	2	.	1	.	.
6 Addy Greene	42	.	.	.	1	1	.	2	.	37	.	1	.	.	.	.	.	.	.	.	.	.	1	13	4	12	11	1	.	.
8 Kelsey Bennett	40	.	1	.	.	39	.	.	.	.	.	.	.	.	.	.	.	.	.	.	.	.	.	.	1	1	5	27	6	.
88 Bre Peck	37	2	.	.	.	2	.	.	26	.	.	.	.	.	.	.	.	.	.	.	.	.	1	7	6	8	12	3	.	.
7 Teagan Thrunck	36	.	.	.	.	.	36	.	.	.	.	.	.	.	.	.	.	.	.	.	.	.	.	.	.	1	.	1	19	15
11 Kylie Aldridge	35	.	35	.	.	.	.	.	.	.	.	.	.	.	.	.	.	.	.	.	.	.	.	.	.	.	.	3	9	23
27 Emma Lemley	23	23	.	.	.	.	.	.	.	.	.	.	.	.	.	.	.	.	.	.	.	.	.	.	.	.	.	.	.	.
44 Rachel Castine	18	.	8	.	.	2	8	.	.	.	.	.	.	.	.	.	.	.	.	.	.	.	.	.	.	.	.	4	9	5
21 Kelsey Brown	15	.	.	.	.	.	.	14	1	.	.	.	.	.	.	.	.	.	.	.	.	11	.	.	.	1	.	.	.	1
18 Lyndsey Grein	14	14	.	.	.	.	.	.	.	.	.	.	.	.	.	.	.	.	.	.	.	.	.	.	.	.	.	.	.	.
14 Emma Jackson	14	.	.	.	.	.	.	2	.	.	.	.	.	.	.	.	.	.	.	.	.	.	.	2	4	5	2	1	.	.
24 Morgan Overait	9	.	.	.	.	.	.	.	.	.	.	.	.	7	.	2	.	.	.	.	.	1	2	1	.	2	3	.	.	
28 Grace Chavez	8	.	.	.	.	.	.	.	.	.	.	.	.	.	.	.	.	.	.	.	.	.	.	8	.	.	.	.	.	.
19 Madison Hanso	7	.	.	.	.	.	.	.	.	.	.	.	.	.	.	.	.	.	.	.	.	.	.	1	1	1	2	2	.	.
16 Meredith Slaw	7	.	.	.	.	.	.	.	.	.	.	.	.	.	.	.	.	.	.	.	.	.	.	.	.	.	2	.	.	.
17 Molly Jacobson	5	5	.	.	.	.	.	.	.	.	.	.	.	.	.	.	.	.	.	.	.	.	.	.	.	.	.	.	.	.



secutive games in over 20 years, dating all the way back to May 7 and May 11, 2000 in shutouts vs. St. Bonaventure and Dayton.

- Rosenberry and Lemley, who both threw their first career no-hitters, joined a group of 11 other pitchers in Hokies history that have thrown no-hitters, including teammate Keely Rochard.
- With Rochard's no-hitter against UCF (4/3/22), it marked the third no-hitter in five games for the Hokies, all by different pitchers

### D'AMOUR HOLDS OWN VS. TOP 25

- Tech coach Pete D'Amour is 22-19 versus the NFCA/USA Today and USA Softball/ESPN.com Top 25 polls since his arrival to Tech with a win over No. 9/13 Texas and No. 13/13 Duke so far this season

### HOKIE HISTORY

- Tech had yet another historic season in 2022, finished the year with 46 wins and hosting a Regional and a Super Regional for the first time in program history
- The Hokies also set a record in ACC Play, going 21-2 on the way to a Regular Season Title, the best conference winning percentage in school history

Below are the most wins in school history.

Year	Wins	Overall Record	Postseason
1999	54	54-16 (14-2 A-10)	L, A-10 title game

2008	49	49-19 (16-5 ACC)	WCWS (OKC)
2007	49	49-16 (15-5 ACC)	Regionals (Columbus)
2019	47	47-11 (20-4 ACC)	Regionals (Lexington)
2022	46	46-10 (21-2 ACC)	Supers (Blacksburg)
2005	44	44-25 (4-13 ACC)	Regionals (Knoxville)
2012	42	42-21 (12-8 ACC)	Regionals (Knoxville)
2002	42	42-18 (12-8 BIG EAST)	L, BIG EAST title game
2000	41	41-22 (12-4 A-10)	L, A-10 title game

### ALL FOR ARTHUR



- Arthur Erwin is 6 1/2 years old and Hokie Softball's biggest fan. Arthur and his parents (Abbey and Zach Erwin) attended a game in March 2022. Coach D'Amour saw Arthur in the stands and went up to introduce himself and gave Arthur an autographed ball from Keely Rochard.
- Following the game, Arthur was invited on the field to take a photo with the team and from there, Arthur attended every softball game he could, including the ACC Tournament in Pittsburgh.
- Arthur loves all Hokie sports, but softball is his favorite. He will send the team videos of encouragement before games.
- Arthur was diagnosed with cerebral palsy and is

thankful for C.A.T.S.- Children's Assistive Technology Service, which is a non-profit in Virginia that accepts donations of gently used pediatric adaptive equipment, cleans and refurbishes it, and provides it to children with disabilities that need it at no cost.

- CATS has provided Arthur with tens of thousands of dollars' worth of equipment as he has grown up. More info and to donate: <https://atdevicesforkids.org/>
- Twice a year, Arthur goes to UVA for intensive therapy sessions that last anywhere from 2-4 weeks. While at UVA, he insists on wearing Hokie gear the entire time and you will often find him walking or biking through the hallway of the children's hospital yelling "Let's Go Hokies"

### BY THE NUMBERS

- The Hokies had their best season as far as attendance in 2022, posting a regular season total of 8,933. The capacity for Tech Softball Park is 1,024 and Tech had three sellouts throughout the regular season
- During the Blacksburg Regional and Super Regional, that number total rose to 14,945. Temporary bleachers were set up in TSP, increasing capacity to 1,987.
- Attendance at Tech Softball Park has steadily increased since 2014

## TECH SOFTBALL PARK



### QUICK FACTS

Surface	Grass outfield, dirt infield
Dimensions (LF-CF-RF)	200-220-200
First Game	March 25, 1998, W, 8-6 (8 Inn.) vs. Charlotte
Seasons in Use	26th Season
Record at TSP	318-149 Games: 464
vs. Ranked Teams	19-37 Games: 56

### UNDER D'AMOUR

At TSP	56-19
ACC Record at home	36-15
vs. Nonconference at home	20-4
vs. Ranked Teams at home	5-7

The Virginia Tech softball team has the luxury of playing and practicing in some of the finest facilities on the East Coast. Using the Tech Softball Park, Softball Indoor Facility and a state-of-the-art weight room, the Hokies train in terrific facilities designed to help them win championships. Combined with a new locker room and one of the best scoreboard and video boards in the country, the Hokies have it all when it comes to what they need to win.

Tech Softball Park, which was completed in the fall of 1997, has dimensions of 200 feet down the lines and 220 feet to center field. In January of 2008, an additional 746 permanent seats were installed, bringing the capacity up from 336 to 1,024. The new bleachers match the ones that were already in place and now extend down to the end of both dugouts.

Thanks to an anonymous donation, TSP now has seatbacks in the section behind home plate, which was completed in fall 2017.



## RESULTS

Date	Opponent	Score	Inns	Overall	Conference	Pitcher of record	Attend	Time
Feb 9, 2023	vs East Carolina	w 8-0	5	1-0-0	0-0-0	E. Lemley (W 1-0)	100	1:31
Feb 9, 2023	at UNCW	w 5-1	7	2-0-0	0-0-0	L. Grein (W 1-0)	310	1:42
Feb 10, 2023	at UNCW	w 6-0	7	3-0-0	0-0-0	E. Lemley (W 2-0)	170	1:50
Feb 10, 2023	vs East Carolina	w 4-2	7	4-0-0	0-0-0	L. Grein (W 2-0)	100	1:41
Feb 11, 2023	vs Purdue - Fort Wayne	w 9-0	5	5-0-0	0-0-0	B. Peck (W 1-0)	100	1:20
Feb 17, 2023	vs #3 Oklahoma State	L 9-10	7	5-1-0	0-0-0	M. Jacobson (L 0-1)	5444	2:50
Feb. 17, 23	vs NEBRASKA	w 6-4	7	6-1-0	0-0-0	E. Lemley (W 3-0)	5444	2:14
Feb 18, 2023	vs #2 UCLA	L 4-8	7	6-2-0	0-0-0	B. Peck (L 1-1)	5632	2:17
Feb 18, 2023	vs #10 Arizona	L 2-6	7	6-3-0	0-0-0	E. Lemley (L 3-1)	5632	1:57
Feb 19, 2023	vs South Florida	w 4-1	7	7-3-0	0-0-0	E. Lemley (W 4-1)	5147	2:12
Feb 24, 2023	vs Abilene Christian	w 11-0	5	8-3-0	0-0-0	L. Grein (W 3-0)	0	1:47
Feb 24, 2023	at #9 Texas	w 6-5	(8)	9-3-0	0-0-0	E. Lemley (W 5-1)	1386	2:27
Feb 25, 2023	vs Texas Southern	w 8-0	5	10-3-0	0-0-0	M. Jacobson (W 1-1)	0	1:12
Feb 25, 2023	at #9 Texas	L 2-8	7	10-4-0	0-0-0	L. Grein (L 3-1)	1780	2:04
Feb 26, 2023	vs Abilene Christian	w 4-1	7	11-4-0	0-0-0	E. Lemley (W 6-1)	0	2:03
* Mar 03, 2023	NC STATE	w 7-0	7	12-4-0	1-0-0	E. Lemley (W 7-1)	215	1:50
* Mar 04, 2023	NC STATE	w 7-3	7	13-4-0	2-0-0	E. Lemley (W 8-1)	714	1:53
* Mar 05, 2023	NC STATE	w 10-1	6	14-4-0	3-0-0	E. Lemley (W 9-1)	678	1:48
Mar 07, 2023	MOUNT ST. MARY'S-1	w 6-5	7	15-4-0	3-0-0	L. Grein (W 4-1)	161	1:57
Mar 07, 2023	MOUNT ST. MARY'S-2	w 10-2	5	16-4-0	3-0-0	E. Lemley (W 10-1)	161	1:47
Mar 08, 2023	at Gardner-Webb	w 15-3	5	17-4-0	3-0-0	L. Grein (W 5-1)	50	1:59
* Mar 10, 2023	at North Carolina	w 4-1	7	18-4-0	4-0-0	E. Lemley (W 11-1)	402	2:34
* Mar 11, 2023	at North Carolina-1	L 0-4	7	18-5-0	4-1-0	L. Grein (L 5-2)	365	2:39
* Mar 11, 2023	at North Carolina-2	w 3-1	7	19-5-0	5-1-0	E. Lemley (W 12-1)	430	2:26
* Mar 18, 2023	at Georgia Tech-1	w 7-4	7	20-5-0	6-1-0	E. Lemley (W 13-1)	325	2:21
* Mar 18, 2023	at Georgia Tech-2	w 8-2	7	21-5-0	7-1-0	M. Jacobson (W 2-1)	390	2:10
* Mar 19, 2023	at Georgia Tech	w 5-1	7	22-5-0	8-1-0	E. Lemley (W 14-1)	327	1:58
Mar 22, 2023	CHARLOTTE	L 2-3	7	22-6-0	8-1-0	E. Lemley (L 14-2)	384	2:00
Mar 24, 2023	CHATTANOOGA	w 12-7	7	23-6-0	8-1-0	L. Grein (W 6-2)	627	2:31
Mar 25, 2023	CHATTANOOGA-1	w 4-1	7	24-6-0	8-1-0	E. Lemley (W 15-2)	679	2:08
Mar 25, 2023	CHATTANOOGA-2	w 9-5	7	25-6-0	8-1-0	M. Jacobson (W 3-1)	679	2:10
Mar 28, 2023	LIBERTY	w 9-5	7	26-6-0	8-1-0	E. Lemley (W 16-2)	317	2:34
* Apr 01, 2023	#13 DUKE	L 1-7	7	26-7-0	8-2-0	E. Lemley (L 16-3)	672	2:30
* Apr 02, 2023	#13 DUKE-1	L 1-5	7	26-8-0	8-3-0	L. Grein (L 6-3)	712	2:07
* Apr 02, 2023	#13 DUKE-2	w 13-8	7	27-8-0	9-3-0	E. Lemley (W 17-3)	712	2:35
Apr 04, 2023	LONGWOOD-1	w 10-2	6	28-8-0	9-3-0	L. Grein (W 7-3)	515	1:51
Apr 04, 2023	LONGWOOD-2	w 11-1	5	29-8-0	9-3-0	M. Jacobson (W 4-1)	515	1:28
* Apr 06, 2023	at Virginia	w 9-8	(8)	30-8-0	10-3-0	E. Lemley (W 18-3)	894	3:11
* Apr 07, 2023	at Virginia	L 5-6	(8)	30-9-0	10-4-0	M. Jacobson (L 4-2)	1083	3:24
* Apr 08, 2023	at Virginia	w 7-0	7	31-9-0	11-4-0	E. Lemley (W 19-3)	1201	2:26
Apr 11, 2023	#7 TENNESSEE	L 0-11	5	31-10-0	11-4-0	E. Lemley (L 19-4)	1470	1:42
* Apr 14, 2023	at Notre Dame	L 1-6	7	31-11-0	11-5-0	E. Lemley (L 19-5)	419	2:01
* Apr 15, 2023	at Notre Dame-1	w 8-7	7	32-11-0	12-5-0	M. Jacobson (W 5-2)	347	2:15
* Apr 15, 2023	at Notre Dame-2	L 3-11	5	32-12-0	12-6-0	E. Lemley (L 19-6)	503	2:22

( ) extra inning game





**THE LAST TIME VIRGINIA TECH..**

Recorded 10+ hits in a game	12 at Virginia (4/8/23)
Recorded 15+ hits in a game	15 at Virginia (4/8/23)
Scored 10+ runs in a game	11 vs. Longwood (4/4/23)
Scored 15+ runs in a game	15 at Gardner-Webb (3/8/23)
Drew eight walks or more in a game	15 vs Chattanooga (3/24/23)
Stole five or more bases in a game	6 vs. Longwood (4/4/23)
Hit just 3 home runs in a game	3 vs. Duke (4/2/23)
Hit just 4 home runs in a game	4 at Notre Dame (4/14/23)
Hit 4+ home runs in a game	7 vs. Gardner-Webb (3/8/23)
Had 3+ players with 3+ hits in a game	Fagan - 3, Peck - 3, Bennett - 3, Slaw - 3, at No. 2/3 FSU (4/9/22)
Turned a triple play	No. 1 Florida State, L, 12-5 [5] [1] (3/10/17)
Highest ranked opponent defeated	No. 2/3 FSU, 23-9, (4/9/22)
Defeated ranked opponent at home	No. 13 Duke (4/2/23)
Highest ranked opponent defeated at home	No. 6 JMU, 2-1 (4/6/16)
Defeated ranked opponent on the road	No. 9/13 Texas, 6-5 (8), (2/24/23)
Highest ranked opponent defeated on the road	No. 2/3 FSU, 23-9, (4/9/22)
Defeated ranked opponent at neutral site	vs. No. 19 Kentucky, 6-1, in Leesburg, Fla. (2/13/22)
Highest ranked opponent defeated at neutral site	No. 4 Michigan, 6-2, at Gainesville, Fla. (2/20/99)
Defeated a top-10 team	No. 9/13 Texas, 6-5 (8), (5/24/23)
Won a run-rule game	vs. Longwood, 11-1 [5 inn.] (4/4/23)
Lost a run-rule game	at Notre Dame, 11-3 [5 inn.] (4/15/23)
Won an extra-inning game	at Virginia, 9-8 [8 inn.] (4/6/23)
Lost an extra-inning game	at Virginia, 6-5 [8] (4/7/23)
Was no-hit by	Alexa Romero, vs. Syracuse, L, 2-0 (3/9/18)

**THE LAST TIME A TECH PLAYER..**

Recorded five hits in a game	Caroline Schoenewald, vs. Lamar (2/8/18)
Recorded four hits in a game	Kelsey Bennett at Virginia (4/8/23)
Drove in 5+ runs in a game	5, Bre Peck at Virginia (4/6/23)
Scored 4+ runs in a game	4, Jayme Bailey at NC State (3/14/21)
Hit a grand slam	Jayme Bailey at Virginia (4/7/23)
Hit 2+ home runs in a game	2, Bre Peck at Notre Dame (4/15/23)
Player hit back-to-back home runs	6 inn. & 7 inn. Bre Peck at Georgia Tech (3/18/23)
Players hit back-to-back home runs	Cameron Fagan and Addy Greene at Notre Dame [1st inn] (4/15/23)
Players hit back-to-back-to-back home runs	3rd inn. J. Bailey, K. Bennett and M. Overaitis vs. Radford [2] (3/17/21)
Hit for the cycle	Never
Had 2+ doubles in a game	2, Kelsey Brown at Virginia (4/8/23)
Had 2+ triples in a game	2, Courtney Brinkman at ETSU (4/25/02)
Drew 4+ walks in a game	4, Kylie Aldridge vs Chattanooga (3/24/23)
Stole 3+ bases in a game	3, Kelsey Brown vs. Georgia Tech [2] (4/17/21)
Had a walk-off home run	Cameron Fagan vs. NC State (3/5/23)
Had a walk-off grand slam	Betty Rose vs. Cornell, 8-4 (3/20/12)
Had a walk-off hit	Emma Ritter vs. Longwood, 10-2 [5 inn.] (4/4/23)

**THE LAST TIME A TECH PLAYER..**

Struck out 15+ batters	17 Emma Lemley vs. Arizona (2/18/23)
Struck out 10+ batters	12, Emma Lemley vs. Chattanooga (3/25/23)
Threw a no-hitter	Keely Rochard vs. Saint Francis (5/20/22)
Threw a 7-inning no-hitter	Keely Rochard vs. Saint Francis (5/20/22)
Threw a 7-plus-inning no hitter	Angela Tincher vs. Florida State (5/10/08)
Threw a perfect game	Keely Rochard vs. No. 20/17 JMU [5 Inn.] (4/10/19)
Threw a 7-plus-inning perfect game	Angela Tincher vs. Florida State [8 Inn.] (3/24/07)

**THE LONGEST TECH GAMES..**

14 Innings	Virginia Tech 3, Florida State 2; First Round of 2005 ACC Championship (College Park, Md.)
13 Innings	Virginia Tech 3, Marshall 2; 2013 NCAA Tournament (Lexington, Ky.)
12 Innings	BC 2, VT 1; 2003 (Chestnut Hill), VT 1, Louisville 0; 2005 NAAs (Knoxville), Arizona 4, VT 3; 2008 (Tucson)
11 Innings	3 times, last: UCF 5, VT 4; 2022 (UCF) 9
10 Innings	10 times; last: Virginia Tech 6, Pitt 3; 2015 (Pittsburgh, Pa.)
9 Innings	29 times; last: Virginia Tech 6, No. 2/3 FSU 3 (4/8/22)

**What's a Hokie?**



The answer leads all the way back to 1896 when Virginia Agricultural and Mechanical College changed its name to Virginia Polytechnic Institute. With the change came the necessity for writing a new cheer and a contest for such a purpose was held by the student body.

Senior O.M. Stull won first prize for his "Hokie" yell which is still used today. Later, when asked if "Hokie" had any special meaning, Stull explained the word was solely the product of his imagination and was used only as an attention-getter for his yell. It soon became a nickname for all Tech teams and for those people loyal to Tech athletics.

The official university school colors - Chicago Maroon and Burnt Orange - also were introduced in 1896. The colors were chosen by a committee because they made a 'unique combination' not worn elsewhere at the time. The official definition of "Hokie" is "a loyal Virginia Tech Fan".

**'19 CLASS OF ACC COACHES**

- The Atlantic Coast Conference entered 2019 with five new softball head coaches from its then-12 member institutions, including Louisville's Holly Aprile, NC State's Jennifer Patrick-Swift, Pitt's Jodi Hermanek, Syracuse's Shannon Doepking and Virginia Tech's Pete D'Amour.
- Previously, Aprile was the head coach at Pitt, Patrick-Swift was the head coach at St. Francis, Hermanek was the head coach at Ohio, Doepking was the head coach at Dartmouth and D'Amour was the head coach at Kennesaw State.

Name	Team	Overall	Win. %
Pete D'Amour	Virginia Tech	104-28	.788
Jennifer Patrick-Swift	NC State	76-58	.567
Holly Aprile	Louisville	66-64-1	.508
Shannon Doepking	Syracuse	52-66	.441
Jodi Hermanek	Pitt	38-82	.317

**SOFTBALL INDOOR FACILITY**

- The facility, which is attached to Rector Field House (track & field) and immediately adjacent to Tech Softball Park, opened the fall of 2018 and provides the Hokies with an indoor infield for practice during inclement weather, along with four cages for hitting and pitching practice.
- The one-story building also features two coaches rooms, an equipment room, a team room, a film room, a mudroom and team facilities. The facility will be available to the program year-round and will have uses for practice, team events and gameday necessities. The new facility will encompass more than 16,000 square feet.
- The facility was designed by Cannon Designs and was built by Branch Associates of Salem, Virginia. This project was a part of a larger plan that vastly improved Rector Field House (track & field) and all of the adjacent athletics facilities. Total cost was roughly \$18 million.



**D'AMOUR'S RECORD WHEN...**

Total:	262-89
Conference:	104-32
Nonconference:	155-57
Home:	101-35
Away:	96-35
Neutral:	65-19
Day:	191-63
Night:	71-26
1-Run games:	44-28
2-Run games:	29-15
5+Run games:	133-28
Extra innings:	14-10
Shutouts:	88-17
Scoring 0-2 runs:	192-50
Scoring 3-5 runs:	81-30
Scoring 6-9 runs:	115-6
Scoring 10+ runs:	50-0
Opponent 0-2 runs:	191-11
Opponent 3-5 runs:	57-32
Opponent 6-9 runs:	13-35
Opponent 10+ runs:	0-11
Scored in 1st inning:	124-13
Scores first:	216-24
Opp. scores first:	44-64
After 4 leading:	202-11
After 4 trailing:	18-65
After 4 tied:	33-14
After 5 leading:	200-8
After 5 trailing:	11-65
After 5 tied:	23-11
After 6 leading:	183-6
After 6 trailing:	7-65
After 6 tied:	15-8
Hit 0 home runs:	73-53
Hit 1 home run:	65-28
Hit 2+ home runs:	113-6
Opponent 0 home runs:	181-33
Opponent 1 home run:	57-26
Opponent 2+ HRs:	27-31
Made 0 errors:	134-34
Made 1 error:	76-28
Made 2+ errors:	48-28
Opp. made 0 errors:	80-35
Opp. made 1 error:	91-27
Opp. made 2+ errors:	93-25
Out-hit opponent:	228-14
Out-hit by opponent:	22-66
Hits are tied:	11-9

## GAMES SUMMARY



### VT Softball Games Summary for Virginia Tech (as of Apr 17, 2023) (All games)

<b>Score by innings</b>	<b>1</b>	<b>2</b>	<b>3</b>	<b>4</b>	<b>5</b>	<b>6</b>	<b>7</b>	<b>8</b>	<b>Total</b>
Virginia Tech	35	28	42	53	47	45	20	5	275
Opponents	31	15	21	30	32	14	19	4	166

**Record when ...**

Overall	32-12	After 4 leading	23-0
Conference	12-6	..... trailing	3-12
Non-Conference	20-6	..... tied	6-0
Home games	12-4	After 5 leading	19-0
Away games	12-5	..... trailing	3-10
Neutral site	8-3	..... tied	3-0
Day games	26-6	After 6 leading	21-0
Night games	6-6	..... trailing	1-10
vs Left starter	8-3	..... tied	1-0
vs Right starter	24-9	Hit 0 home runs	5-4
1-Run games	4-3	... 1 home run	6-7
2-Run games	3-0	... 2+ home runs	21-1
5+Run games	15-5	Opponent 0 home runs	16-1
Extra innings	2-1	..... 1 home run	10-4
Shutouts	7-2	..... 2+ HRs	6-7
Scoring 0-2 runs	0-8	Made 0 errors	19-5
..... 3-5 runs	8-3	... 1 error	6-5
..... 6-9 runs	16-1	... 2+ errors	7-2
..... 10+ runs	8-0	Opp. made 0 errors	6-5
Opponent 0-2 runs	20-0	..... 1 error	13-4
..... 3-5 runs	8-3	..... 2+ errors	13-3
..... 6-9 runs	4-6	Out-hit opponent	23-0
..... 10+ runs	0-3	Out-hit by opponent	6-12
Scored in 1st inning	15-0	Hits are tied	3-0
Opp. scored in 1st	9-6		
Scores first	26-1		
Opp. scores first	6-11		

**Record when team scores:**

Runs	0	1	2	3	4	5	6	7	8	9	10+
W-L	0-2	0-3	0-3	1-1	5-1	2-1	4-0	4-0	4-0	4-1	8-0

**Record when opponent scores:**

Runs	0	1	2	3	4	5	6	7	8	9	10+
W-L	7-0	9-0	4-0	2-1	2-1	4-1	0-3	2-1	2-2	0-0	0-3

**Record when leading after:**

Inn.	1	2	3	4	5	6
W-L	13-0	15-0	20-0	23-0	19-0	21-0

**Record when trailing after:**

Inn.	1	2	3	4	5	6
W-L	4-6	4-6	4-9	3-12	3-10	1-10

**Record when tied after:**

Inn.	1	2	3	4	5	6
W-L	15-6	13-6	8-3	6-0	3-0	1-0

**WHERE THEY AT**

- Tech has 25 players on the squad who represent 12 states
- Virginia is where the most players (12) are from on the team, making up 48 percent.
- The next most popular spot, two other states with more than one player, is North Carolina and Pennsylvania with two.



**WHEN THE LONG BALL...**

- If a player under Coach D'Amour hits a home run, the outcome is likely over. D'Amour is 65-28 when there is one homer and 113-6 if two or more.

**STATES**

Virginia (12)

#5 Jenna Pearson	#6 Addy Greene
#10 Megan Furr	#14 Emma Jackson
#15 Emma Yates	#16 Meredith Slaw
#19 Madison Hanson	#20 Trinity Martin
#21 Kelsey Brown	#22 Majja Louko
#27 Emma Lemley	#44 Rachel Castine

**STATES**

North Carolina (2)	
#11 Kylie Aldridge	#12 Shanah Hester
Pennsylvania (2)	
#13 Payton List	#88 Bre Peck
New Jersey (1)	
#7 Teagan Thrunk	#97 Cameron Fagan
Iowa (1)	
#17 Molly Jacobson	#90 Emma Ritter
Michigan (1)	
#24 Morgan Overaitis	#28 Grace Chavez
Illinois (1)	
#18 Lyndsey Grein	#2 Jayme Bailey
Georgia (1)	
#8 Kelsey Bennett	



## TEAM/INDIVIDUAL HIGHS

**Batting**

At bats:	37	-	at Virginia (Apr 06, 2023)
Runs scored:	15	-	at Gardner-Webb (Mar 08, 2023)
Hits:	15	-	vs Liberty (Mar 28, 2023)
	15	-	at Virginia (Apr 06, 2023)
RBIs:	15	-	at Gardner-Webb (Mar 08, 2023)
Doubles:	5	-	vs Abilene Christian (Feb 24, 2023 at Austin, TX)
	5	-	vs Liberty (Mar 28, 2023)
Triples:	1	-	(8 times)
Home runs:	7	-	at Gardner-Webb (Mar 08, 2023)
Total bases:	34	-	at Gardner-Webb (Mar 08, 2023)
Walks:	15	-	vs Chattanooga (Mar 24, 2023)
Strikeouts:	9	-	vs UCLA (Feb 18, 2023 at Clearwater, Fla.)
	9	-	at Georgia Tech (Mar 18, 2023)
Sac hits:	1	-	(6 times)
Sac flies:	2	-	vs Chattanooga (Mar 25, 2023)
Stolen bases:	6	-	vs Longwood (Apr 04, 2023)
Hit by pitch:	2	-	at Gardner-Webb (Mar 08, 2023)
	2	-	vs Chattanooga (Mar 25, 2023)
	2	-	at Virginia (Apr 06, 2023)
Caught stealing:	1	-	(4 times)
Runners LOB:	12	-	at Virginia (Apr 06, 2023)
Hit into DP:	1	-	(14 times)

**Fielding**

Putouts:	24	-	at Texas (Feb 24, 2023)
	24	-	at Virginia (Apr 06, 2023)
Assists:	11	-	vs Longwood (Apr 04, 2023)
	11	-	at Virginia (Apr 07, 2023)
Errors:	3	-	vs Chattanooga (Mar 25, 2023)
	3	-	at Virginia (Apr 07, 2023)
Passed balls:	1	-	(4 times)
DPs turned:	2	-	vs Purdue - Fort Wayne (Feb 11, 2023 at Wilmington, N.C.)

**Pitching**

Innings pitched:	8.0	-	at Texas (Feb 24, 2023)
	8.0	-	at Virginia (Apr 06, 2023)
Runs allowed:	11	-	vs Tennessee (Apr 11, 2023)
	11	-	at Notre Dame (Apr 15, 2023)
Earned runs:	11	-	vs Tennessee (Apr 11, 2023)
	11	-	at Notre Dame (Apr 15, 2023)
Walks allowed:	4	-	at Virginia (Apr 07, 2023)
	4	-	vs Tennessee (Apr 11, 2023)
	4	-	at Notre Dame (Apr 15, 2023)
Strikeouts:	17	-	vs Arizona (Feb 18, 2023 at Clearwater, Fla.)
Hits allowed:	15	-	vs Oklahoma State (Feb 17, 2023 at Clearwater, FL)
	15	-	vs UCLA (Feb 18, 2023 at Clearwater, Fla.)
Doubles allowed:	5	-	vs Tennessee (Apr 11, 2023)
Triples allowed:	1	-	at UNCW (Feb 9, 2023)

**Batting**

At bats:	5	-	(5 times)
Runs scored:	3	-	(8 times)
Hits:	4	-	Emma Ritter vs Longwood (Apr 04, 2023)
	4	-	Kelsey Brown at Virginia (Apr 06, 2023)
	4	-	Kelsey Bennett at Chattanooga (Apr 08, 2023)
RBIs:	5	-	Kelsey Bennett vs Chattanooga (Mar 24, 2023)
	5	-	Bre Peck at Virginia (Apr 06, 2023)
Doubles:	3	-	Emma Ritter vs Longwood (Apr 04, 2023)
Triples:	1	-	(8 times)
Home runs:	2	-	(5 times)
Total bases:	10	-	Bre Peck at Notre Dame (Apr 15, 2023)
Walks:	4	-	Kylie Aldridge vs Chattanooga (Mar 24, 2023)
Strikeouts:	4	-	Morgan Overaitis at Georgia Tech (Mar 19, 2023)
Sac hits:	1	-	(6 times)
Sac flies:	1	-	(14 times)
Stolen bases:	2	-	Kelsey Brown vs Mount St. Mary's (Mar 07, 2023)
	2	-	Cameron Fagan vs Longwood (Apr 04, 2023)
Hit by pitch:	1	-	(18 times)
Caught stealing:	1	-	(4 times)
Runners LOB:	6	-	Jayme Bailey at Virginia (Apr 06, 2023)

**Fielding**

Putouts:	17	-	Kylie Aldridge vs Arizona (Feb 18, 2023 at Clearwater, Fla.)
Assists:	6	-	Kelsey Bennett vs Longwood (Apr 04, 2023)
Errors:	2	-	Cameron Fagan vs Chattanooga (Mar 25, 2023)
	2	-	Kelsey Bennett at Virginia (Apr 07, 2023)
	2	-	Teagan Thunk at Virginia (Apr 08, 2023)
Passed balls:	1	-	(4 times)

**Pitching**

Innings pitched:	8.0	-	Emma Lemley at Texas (Feb 24, 2023)
	8.0	-	Emma Lemley at Virginia (Apr 06, 2023)
Runs allowed:	9	-	Lyndsey Grein vs Oklahoma State (Feb 17, 2023 at Clearwater, FL)
Earned runs:	9	-	Lyndsey Grein vs Oklahoma State (Feb 17, 2023 at Clearwater, FL)
Walks allowed:	4	-	Lyndsey Grein at Virginia (Apr 07, 2023)
Strikeouts:	17	-	Emma Lemley vs Arizona (Feb 18, 2023 at Clearwater, Fla.)
Hits allowed:	12	-	Emma Lemley vs Duke (Apr 02, 2023)
Doubles allowed:	3	-	Emma Lemley vs Arizona (Feb 18, 2023 at Clearwater, Fla.)
	3	-	Emma Lemley vs Duke (Apr 02, 2023)
Triples allowed:	1	-	Lyndsey Grein at UNCW (Feb 9, 2023)
	1	-	Emma Lemley vs Duke (Apr 02, 2023)
Homers allowed:	3	-	(4 times)
Wild pitches:	2	-	Emma Lemley at Texas (Feb 24, 2023)
	2	-	Lyndsey Grein at Virginia (Apr 07, 2023)
	2	-	Emma Lemley at Notre Dame (Apr 15, 2023)
Hit batters:	2	-	Emma Lemley vs Tennessee (Apr 11, 2023)

## OPPONENT TEAM/INDIVIDUAL HIGHS

**Batting**

At bats:	35	-	at Virginia (Apr 06, 2023)
Runs scored:	11	-	vs Tennessee (Apr 11, 2023)
	11	-	at Notre Dame (Apr 15, 2023)
Hits:	15	-	vs Oklahoma State (Feb 17, 2023 at Clearwater, FL)
	15	-	vs UCLA (Feb 18, 2023 at Clearwater, Fla.)
RBIs:	11	-	vs Tennessee (Apr 11, 2023)
	11	-	at Notre Dame (Apr 15, 2023)
Doubles:	5	-	vs Tennessee (Apr 11, 2023)
Triples:	1	-	at UNCW (Feb 9, 2023)
	1	-	vs Duke (Apr 02, 2023)
Home runs:	3	-	(4 times)
Total bases:	27	-	vs Oklahoma State (Feb 17, 2023 at Clearwater, FL)
Walks:	4	-	at Virginia (Apr 07, 2023)
	4	-	vs Tennessee (Apr 11, 2023)
	4	-	at Notre Dame (Apr 15, 2023)
Strikeouts:	17	-	vs Arizona (Feb 18, 2023 at Clearwater, Fla.)
Sac hits:	2	-	(7 times)
Sac flies:	1	-	(8 times)
Stolen bases:	5	-	at North Carolina (Mar 11, 2023)
Hit by pitch:	2	-	vs Tennessee (Apr 11, 2023)
Caught stealing:	1	-	(6 times)
Runners LOB:	10	-	at Virginia (Apr 07, 2023)
Hit into DP:	2	-	vs Purdue - Fort Wayne (Feb 11, 2023 at Wilmington, N.C.)

**Fielding**

Putouts:	24	-	at Texas (Feb 24, 2023)
	24	-	at Virginia (Apr 06, 2023)
	24	-	at Virginia (Apr 07, 2023)
Assists:	14	-	at Notre Dame (Apr 15, 2023)
Errors:	3	-	vs UCLA (Feb 18, 2023 at Clearwater, Fla.)
	3	-	vs NC State (Mar 03, 2023)
	3	-	at North Carolina (Mar 11, 2023)
Passed balls:	1	-	vs NC State (Mar 03, 2023)
	1	-	at Gardner-Webb (Mar 08, 2023)
	1	-	at Virginia (Apr 07, 2023)
DPs turned:	1	-	(14 times)

**Pitching**

Innings pitched:	8.0	-	at Texas (Feb 24, 2023)
	8.0	-	at Virginia (Apr 06, 2023)
	8.0	-	at Virginia (Apr 07, 2023)
Runs allowed:	15	-	at Gardner-Webb (Mar 08, 2023)
Earned runs:	15	-	at Gardner-Webb (Mar 08, 2023)
Walks allowed:	15	-	vs Chattanooga (Mar 24, 2023)
Strikeouts:	9	-	vs UCLA (Feb 18, 2023 at Clearwater, Fla.)
	9	-	at Georgia Tech (Mar 18, 2023)
Hits allowed:	15	-	vs Liberty (Mar 28, 2023)
	15	-	at Virginia (Apr 06, 2023)

**Batting**

At bats:	5	-	K. Goldberg at Virginia (Apr 06, 2023)
	5	-	J. Hylton at Virginia (Apr 06, 2023)
	5	-	J. Hylton at Virginia (Apr 07, 2023)
Runs scored:	3	-	C. Factor vs Oklahoma State (Feb 17, 2023 at Clearwater, FL)
	3	-	MILLOY, K vs Tennessee (Apr 11, 2023)
	3	-	Winchell at Notre Dame (Apr 15, 2023)
Hits:	4	-	PUNI, Z vs Tennessee (Apr 11, 2023)
RBIs:	5	-	V. Martinez at Texas (Feb 25, 2023)
Doubles:	3	-	PUNI, Z vs Tennessee (Apr 11, 2023)
Triples:	1	-	Gamache, J at UNCW (Feb 9, 2023)
	1	-	D. Davis vs Duke (Apr 02, 2023)
Home runs:	2	-	K. Naomi vs Oklahoma State (Feb 17, 2023 at Clearwater, FL)
Total bases:	8	-	K. Naomi vs Oklahoma State (Feb 17, 2023 at Clearwater, FL)
Walks:	2	-	(6 times)
Strikeouts:	3	-	(12 times)
Sac hits:	1	-	(18 times)
Sac flies:	1	-	(8 times)
Stolen bases:	2	-	C. Snead at North Carolina (Mar 11, 2023)
	2	-	D. Jennings vs Duke (Apr 02, 2023)
	2	-	MILLOY, K vs Tennessee (Apr 11, 2023)
Hit by pitch:	1	-	(8 times)
Caught stealing:	1	-	(6 times)
Runners LOB:	4	-	Settlemyre at North Carolina (Mar 11, 2023)
	4	-	Coltharp vs Chattanooga (Mar 24, 2023)
	4	-	TAYLOR, K vs Tennessee (Apr 11, 2023)

**Fielding**

Putouts:	13	-	Gaskins at Notre Dame (Apr 15, 2023)
Assists:	6	-	Caneda vs NEBRASKA (Feb. 17, 23 at Clearwater, Fla.)
	6	-	C. Hoffer vs Charlotte (Mar 22, 2023)
Errors:	1	-	(52 times)
Passed balls:	1	-	A. Hasler vs NC State (Mar 03, 2023)
	1	-	DREHER T. at Gardner-Webb (Mar 08, 2023)
	1	-	L. Boggs at Virginia (Apr 07, 2023)

**Pitching**

Innings pitched:	7.0	-	(7 times)
Runs allowed:	11	-	White, R. vs Abilene Christian (Feb 24, 2023 at Austin, TX)
Earned runs:	10	-	White, R. vs Abilene Christian (Feb 24, 2023 at Austin, TX)
Walks allowed:	11	-	Parrott vs Chattanooga (Mar 24, 2023)
Strikeouts:	7	-	B. Neleman at Georgia Tech (Mar 18, 2023)
	7	-	J. Wright vs Duke (Apr 02, 2023)
Hits allowed:	10	-	L. Kilfoyl vs Oklahoma State (Feb 17, 2023 at Clearwater, FL)
	10	-	White, R. vs Abilene Christian (Feb 24, 2023 at Austin, TX)
Doubles allowed:	5	-	White, R. vs Abilene Christian (Feb 24, 2023 at Austin, TX)
Triples allowed:	1	-	(8 times)
Homers allowed:	3	-	(8 times)
Wild pitches:	2	-	J. Wright vs Duke (Apr 02, 2023)



### TEAM GAME-BY-GAME BATTING

Date	Opponent	ab	r	h	rbi	2b	3b	hr	tb	bb	ibb	sb	cs	hbp	sac	sf	gdp	k	po	a	e	lob	avg
Feb 9	vs East Carolina	23	8	11	8	2	0	1	16	2	0	1	0	1	0	1	0	1	15	4	0	7	.478
Feb 9	at UNCW	29	5	9	4	3	0	2	18	3	0	2	1	0	0	0	0	5	21	6	0	6	.385
Feb 10	at UNCW	32	6	10	6	3	0	2	19	2	0	1	0	1	0	0	0	2	21	4	0	8	.357
Feb 10	vs East Carolina	26	4	7	2	0	1	0	9	4	0	0	0	0	0	1	0	2	21	8	2	6	.336
Feb 11	vs Purdue - Fort Wayne	23	9	9	9	1	1	3	21	4	0	1	0	0	0	0	0	2	15	10	1	3	.346
Feb 17	vs Oklahoma State	35	9	14	9	2	0	5	31	1	0	0	0	0	0	0	0	3	19	10	0	6	.357
Feb. 17	vs NEBRASKA	32	6	10	4	1	0	3	20	3	0	0	1	0	0	0	0	1	21	8	0	8	.350
Feb 18	vs UCLA	27	4	5	4	1	0	1	9	1	0	0	0	1	0	1	1	9	18	8	1	5	.330
Feb 18	vs Arizona	25	2	3	1	0	0	1	6	1	0	0	0	0	0	0	0	6	21	1	0	3	.310
Feb 19	vs South Florida	24	4	7	4	0	0	0	7	3	0	2	0	0	0	1	0	3	21	1	0	6	.308
Feb 24	vs Abilene Christian	24	11	10	11	5	0	1	18	7	0	1	0	0	1	1	0	2	15	5	0	7	.317
Feb 24	at Texas	32	6	7	6	0	0	3	16	0	0	2	0	0	0	0	0	5	24	9	2	3	.307
Feb 25	vs Texas Southern	21	8	9	8	0	1	3	20	1	0	1	0	0	0	0	0	1	15	9	0	2	.314
Feb 25	at Texas	27	2	7	2	2	0	1	12	1	0	0	0	1	0	0	0	1	18	5	1	6	.311
Feb 26	vs Abilene Christian	22	4	4	3	0	0	1	7	5	0	3	0	1	0	1	0	1	21	1	0	7	.303
*Mar 03	NC STATE	26	7	9	4	0	1	0	11	2	0	0	0	0	1	1	0	1	21	2	0	5	.306
*Mar 04	NC STATE	27	7	8	7	0	0	4	20	2	0	1	0	0	0	0	0	4	21	6	0	4	.305
*Mar 05	NC STATE	24	10	8	10	1	0	2	15	4	0	1	0	0	1	0	0	3	18	2	0	2	.307
Mar 07	MOUNT ST. MARY'S	24	6	6	4	2	1	2	16	4	0	1	0	0	0	1	0	1	21	4	1	5	.304
Mar 07	MOUNT ST. MARY'S	26	10	10	10	2	0	3	21	2	0	3	0	0	0	0	0	3	15	1	2	4	.308
Mar 08	at Gardner-Webb	27	15	13	15	0	0	7	34	6	0	2	0	2	0	0	1	1	15	9	2	5	.317
*Mar 10	at North Carolina	27	4	7	4	2	0	3	18	4	0	1	0	1	0	0	1	2	21	8	0	7	.314
*Mar 11	at North Carolina	24	0	3	0	0	0	0	3	1	0	0	0	0	0	0	0	5	18	5	1	4	.306
*Mar 11	at North Carolina	31	3	7	2	1	0	0	8	2	0	0	0	0	0	0	0	3	21	6	2	9	.303
*Mar 18	at Georgia Tech	28	7	7	7	3	0	1	13	4	0	1	0	0	0	0	0	5	21	7	0	4	.300
*Mar 18	at Georgia Tech	29	8	8	8	0	0	5	23	4	0	0	0	1	0	0	0	9	21	7	0	5	.299
*Mar 19	at Georgia Tech	26	5	6	5	0	1	3	17	4	0	1	0	0	0	1	0	6	21	3	0	5	.297
Mar 22	CHARLOTTE	22	2	1	2	0	0	1	4	2	0	0	0	0	0	0	1	5	21	3	0	1	.289
Mar 24	CHATTANOOGA	24	12	7	12	4	1	0	13	15	0	1	0	0	0	0	0	3	21	4	1	9	.289
Mar 25	CHATTANOOGA	24	4	7	4	0	0	1	10	5	0	2	0	0	0	0	1	5	21	5	0	7	.290
Mar 25	CHATTANOOGA	21	9	5	8	0	0	2	11	6	0	1	0	2	0	2	0	6	21	9	3	4	.288
Mar 28	LIBERTY	32	9	15	9	5	0	2	26	3	0	1	0	1	0	0	0	2	21	4	1	9	.295
*Apr 01	DUKE	22	1	1	1	0	0	1	4	4	0	0	0	0	0	0	0	4	21	2	1	4	.289
*Apr 02	DUKE	24	1	3	1	0	0	1	6	0	0	1	0	0	0	0	0	7	21	6	2	2	.284
*Apr 02	DUKE	27	13	9	10	1	0	4	22	5	0	0	0	0	1	0	0	6	21	7	0	2	.286
Apr 04	LONGWOOD	28	10	14	10	3	0	1	20	2	0	2	1	1	0	0	0	1	18	7	1	6	.292
Apr 04	LONGWOOD	24	11	11	9	0	0	2	17	6	0	6	0	0	0	0	0	2	15	11	0	7	.296
*Apr 06	at Virginia	37	9	15	9	2	0	2	23	5	0	1	0	2	0	1	0	8	24	5	1	12	.300
*Apr 07	at Virginia	31	5	8	5	0	0	1	11	6	0	1	0	1	0	0	0	6	21	11	3	9	.299
*Apr 08	at Virginia	31	7	12	7	3	0	2	21	5	0	0	0	1	1	1	0	4	21	8	2	11	.301
Apr 11	TENNESSEE	16	0	1	0	0	0	0	1	1	0	0	0	0	0	0	0	6	15	6	1	2	.298
*Apr 14	at Notre Dame	27	1	7	1	0	1	0	9	1	0	1	1	1	0	0	1	0	18	5	0	7	.297
*Apr 15	at Notre Dame	28	8	9	8	2	0	4	23	1	0	0	0	0	1	1	0	2	21	10	0	2	.298
*Apr 15	at Notre Dame	22	3	6	3	1	0	0	7	3	0	0	0	0	0	0	0	1	14	1	0	7	.297
Totals		1161	275	345	256	52	8	81	656	147	0	42	4	18	6	14	6	155	855	253	31	243	.297



## TEAM GAME-BY-GAME PITCHING

Date	Opponent	ip	h	r	er	bb	so	2b	3b	hr	wp	bk	hbp	dp	ibb	score	w-l	sv	era
Feb 9	vs East Carolina	5.0	4	0	0	1	7	0	0	0	0	0	1	0	0	8-0	1-0	0	0.00
Feb 9	at UNCW	7.0	4	1	1	1	9	1	1	0	0	0	0	0	0	5-1	2-0	0	0.58
Feb 10	at UNCW	7.0	1	0	0	0	9	0	0	0	0	0	0	0	0	6-0	3-0	0	0.37
Feb 10	vs East Carolina	7.0	1	2	0	2	2	0	0	0	0	0	0	0	0	4-2	4-0	0	0.27
Feb 11	vs Purdue - Fort Wayne	5.0	5	0	0	0	1	0	0	0	0	0	0	2	0	9-0	5-0	0	0.23
Feb 17	vs Oklahoma State	6.1	15	10	10	3	4	3	0	3	0	0	0	1	0	9-10	5-1	0	2.06
Feb. 17	vs NEBRASKA	7.0	10	4	4	0	5	0	0	2	0	0	0	0	0	6-4	6-1	0	2.37
Feb 18	vs UCLA	6.0	15	8	6	1	7	2	0	1	0	0	0	0	0	4-8	6-2	0	2.92
Feb 18	vs Arizona	7.0	7	6	6	2	17	3	0	2	1	0	0	0	0	2-6	6-3	0	3.30
Feb 19	vs South Florida	7.0	7	1	1	0	15	1	0	0	1	0	0	0	0	4-1	7-3	0	3.05
Feb 24	vs Abilene Christian	5.0	1	0	0	1	7	0	0	0	0	0	0	0	0	11-0	8-3	0	2.83
Feb 24	at Texas	8.0	7	5	4	1	7	1	0	2	2	0	0	0	0	6-5	9-3	0	2.90
Feb 25	vs Texas Southern	5.0	3	0	0	0	1	0	0	0	0	0	0	1	0	8-0	10-3	0	2.72
Feb 25	at Texas	6.0	11	8	6	2	4	1	0	1	1	0	0	0	0	2-8	10-4	0	3.01
Feb 26	vs Abilene Christian	7.0	2	1	1	2	15	0	0	0	0	0	0	0	0	4-1	11-4	0	2.86
*Mar 03	NC STATE	7.0	2	0	0	1	10	0	0	0	1	0	0	0	0	7-0	12-4	0	2.67
*Mar 04	NC STATE	7.0	4	3	3	1	9	0	0	1	0	0	1	1	0	7-3	13-4	0	2.69
*Mar 05	NC STATE	6.0	3	1	1	1	9	0	0	1	0	0	0	0	0	10-1	14-4	0	2.61
Mar 07	MOUNT ST. MARY'S	7.0	7	5	3	3	11	0	0	2	1	0	0	0	0	6-5	15-4	0	2.63
Mar 07	MOUNT ST. MARY'S	5.0	6	2	1	0	11	1	0	0	0	0	0	0	0	10-2	16-4	0	2.58
Mar 08	at Gardner-Webb	5.0	4	3	1	1	3	1	0	0	1	0	0	0	0	15-3	17-4	0	2.54
*Mar 10	at North Carolina	7.0	6	1	1	2	10	1	0	1	0	0	0	0	0	4-1	18-4	0	2.46
*Mar 11	at North Carolina	6.0	10	4	4	2	3	1	0	1	1	0	0	0	0	0-4	18-5	0	2.55
*Mar 11	at North Carolina	7.0	5	1	0	1	12	0	0	0	0	0	0	1	0	3-1	19-5	0	2.44
*Mar 18	at Georgia Tech	7.0	11	4	4	0	6	1	0	3	0	0	0	0	0	7-4	20-5	0	2.50
*Mar 18	at Georgia Tech	7.0	5	2	2	0	4	0	0	0	1	0	0	0	0	8-2	21-5	1	2.48
*Mar 19	at Georgia Tech	7.0	1	1	1	0	11	0	0	1	0	0	0	0	0	5-1	22-5	1	2.42
Mar 22	CHARLOTTE	7.0	4	3	3	1	14	0	0	3	0	0	0	0	0	2-3	22-6	1	2.45
Mar 24	CHATTANOOGA	7.0	12	7	4	2	12	0	0	1	1	0	0	1	0	12-7	23-6	2	2.50
Mar 25	CHATTANOOGA	7.0	4	1	1	3	12	0	0	0	0	0	0	0	0	4-1	24-6	2	2.45
Mar 25	CHATTANOOGA	7.0	11	5	5	1	6	0	0	1	1	0	0	1	0	9-5	25-6	2	2.54
Mar 28	LIBERTY	7.0	6	5	4	3	8	1	0	1	0	0	0	0	0	9-5	26-6	2	2.59
*Apr 01	DUKE	7.0	8	7	6	2	6	1	0	2	1	0	1	0	0	1-7	26-7	2	2.70
*Apr 02	DUKE	7.0	8	5	5	2	5	2	0	2	1	0	0	0	0	1-5	26-8	2	2.77
*Apr 02	DUKE	7.0	12	8	8	0	7	3	1	2	0	0	0	0	0	13-8	27-8	2	2.93
Apr 04	LONGWOOD	6.0	5	2	2	1	5	1	0	1	0	0	0	1	0	10-2	28-8	2	2.92
Apr 04	LONGWOOD	5.0	4	1	1	0	2	0	0	1	0	0	0	0	0	11-1	29-8	2	2.88
*Apr 06	at Virginia	8.0	9	8	7	2	8	0	0	3	0	0	1	0	0	9-8	30-8	2	2.99
*Apr 07	at Virginia	7.0	10	6	4	4	5	1	0	0	2	0	0	0	0	5-6	30-9	2	3.02
*Apr 08	at Virginia	7.0	2	0	0	1	5	0	0	0	1	0	1	0	0	7-0	31-9	2	2.94
Apr 11	TENNESSEE	5.0	11	11	11	4	5	5	0	1	0	0	2	0	0	0-11	31-10	2	3.17
*Apr 14	at Notre Dame	6.0	11	6	6	0	7	1	0	2	0	0	0	1	0	1-6	31-11	2	3.25
*Apr 15	at Notre Dame	7.0	14	7	7	3	3	1	0	1	0	0	0	1	0	8-7	32-11	3	3.35
*Apr 15	at Notre Dame	4.2	12	11	11	4	2	3	0	2	2	0	1	0	0	3-11	32-12	3	3.56
Totals		285.0	300	166	145	61	321	36	2	44	19	0	8	11	0	275-166	32-12	3	3.56



### OPPONENT GAME-BY-GAME BATTING

Date	Opponent	ab	r	h	rbi	2b	3b	hr	tb	bb	ibb	sb	cs	hbp	sac	sf	gdp	k	po	a	e	lob	avg
Feb 9	vs East Carolina	19	0	4	0	0	0	0	4	1	0	0	0	1	0	0	0	7	12	3	1	6	.211
Feb 9	at UNCW	25	1	4	1	1	1	0	7	1	0	0	0	0	0	0	0	9	21	9	2	4	.182
Feb 10	at UNCW	22	0	1	0	0	0	0	1	0	0	0	0	0	0	0	0	9	21	8	1	1	.136
Feb 10	vs East Carolina	22	2	1	0	0	0	0	1	2	0	0	0	0	2	1	0	2	21	5	1	4	.114
Feb 11	vs Purdue - Fort Wayne	19	0	5	0	0	0	0	5	0	0	0	0	0	0	0	0	1	15	2	1	4	.140
Feb 17	vs Oklahoma State	32	10	15	10	3	0	3	27	3	0	0	0	0	1	0	0	4	21	12	2	7	.216
Feb. 17	vs NEBRASKA	30	4	10	4	0	0	2	16	0	0	0	0	0	0	1	0	5	21	10	2	6	.237
Feb 18	vs UCLA	33	8	15	8	2	0	1	20	1	0	2	0	0	0	0	0	7	21	7	3	8	.272
Feb 18	vs Arizona	29	6	7	6	3	0	2	16	2	0	0	0	0	0	0	0	17	21	8	1	4	.268
Feb 19	vs South Florida	28	1	7	1	1	0	0	8	0	0	2	0	0	0	0	0	15	18	4	1	6	.266
Feb 24	vs Abilene Christian	16	0	1	0	0	0	0	1	1	0	0	0	0	0	0	0	7	15	9	2	2	.255
Feb 24	at Texas	33	5	7	5	1	0	2	14	1	0	1	0	0	0	0	0	7	24	9	2	6	.250
Feb 25	vs Texas Southern	17	0	3	0	0	0	0	3	0	0	0	0	0	0	0	1	1	12	4	0	2	.246
Feb 25	at Texas	28	8	11	7	1	0	1	15	2	0	1	1	0	0	1	0	4	21	13	0	5	.258
Feb 26	vs Abilene Christian	22	1	2	1	0	0	0	2	2	0	0	0	0	0	1	0	15	18	4	2	3	.248
*Mar 03	NC STATE	23	0	2	0	0	0	0	2	1	0	0	0	0	0	0	0	10	18	7	3	3	.239
*Mar 04	NC STATE	24	3	4	3	0	0	1	7	1	0	0	0	1	0	0	1	9	18	4	1	2	.235
*Mar 05	NC STATE	20	1	3	1	0	0	1	6	1	0	0	1	0	0	0	0	9	17	5	0	2	.231
Mar 07	MOUNT ST. MARY'S	28	5	7	5	0	0	2	13	3	0	1	0	0	1	0	0	11	18	4	1	6	.232
Mar 07	MOUNT ST. MARY'S	22	2	6	1	1	0	0	7	0	0	0	1	0	0	0	0	11	14	4	2	5	.234
Mar 08	at Gardner-Webb	20	3	4	1	1	0	0	5	1	0	0	0	0	0	0	0	3	15	6	1	3	.232
*Mar 10	at North Carolina	24	1	6	1	1	0	1	10	2	0	1	0	0	2	0	0	10	21	6	1	6	.233
*Mar 11	at North Carolina	28	4	10	4	1	0	1	14	2	0	5	1	0	0	0	0	3	21	6	1	8	.239
*Mar 11	at North Carolina	23	1	5	1	0	0	0	5	1	0	2	0	0	2	0	0	12	21	8	3	4	.239
*Mar 18	at Georgia Tech	30	4	11	4	1	0	3	21	0	0	0	0	0	2	0	0	6	21	3	1	7	.245
*Mar 18	at Georgia Tech	25	2	5	2	0	0	0	5	0	0	0	1	0	0	0	0	4	21	6	1	2	.243
*Mar 19	at Georgia Tech	22	1	1	1	0	0	1	4	0	0	0	0	0	0	0	0	11	21	6	0	0	.236
Mar 22	CHARLOTTE	24	3	4	3	0	0	3	13	1	0	0	0	0	1	0	0	14	21	11	1	2	.234
Mar 24	CHATTANOOGA	32	7	12	7	0	0	1	15	2	0	2	0	0	0	1	1	12	18	5	2	7	.240
Mar 25	CHATTANOOGA	25	1	4	1	0	0	0	4	3	0	1	0	0	0	0	0	12	18	6	0	6	.238
Mar 25	CHATTANOOGA	34	5	11	5	0	0	1	14	1	0	0	0	0	0	0	0	6	18	4	2	9	.241
Mar 28	LIBERTY	28	5	6	5	1	0	1	10	3	0	0	0	0	0	0	0	8	18	8	1	5	.240
*Apr 01	DUKE	29	7	8	7	1	0	2	15	2	0	0	0	1	0	1	0	6	21	5	0	5	.242
*Apr 02	DUKE	28	5	8	4	2	0	2	16	2	0	2	0	0	2	0	0	5	21	10	0	6	.243
*Apr 02	DUKE	33	8	12	8	3	1	2	23	0	0	0	0	0	0	0	0	7	18	5	2	4	.247
Apr 04	LONGWOOD	22	2	5	1	1	0	1	9	1	0	0	1	0	0	0	0	5	15	4	2	3	.247
Apr 04	LONGWOOD	19	1	4	1	0	0	1	7	0	0	0	0	0	0	0	0	2	12	2	2	3	.246
*Apr 06	at Virginia	35	8	9	7	0	0	3	18	2	0	2	0	1	0	0	0	8	24	6	0	6	.247
*Apr 07	at Virginia	31	6	10	3	1	0	0	11	4	0	0	0	0	1	1	0	5	24	10	0	10	.249
*Apr 08	at Virginia	25	0	2	0	0	0	0	2	1	0	0	0	1	0	0	0	5	21	8	0	6	.245
Apr 11	TENNESSEE	25	11	11	11	5	0	1	19	4	0	2	0	2	0	1	0	5	15	3	0	6	.250
*Apr 14	at Notre Dame	28	6	11	6	1	0	2	18	0	0	3	0	0	0	0	0	7	21	6	1	4	.253
*Apr 15	at Notre Dame	29	7	14	7	1	0	1	18	3	0	0	0	0	2	0	0	3	21	14	1	6	.259
*Apr 15	at Notre Dame	24	11	12	11	3	0	2	21	4	0	1	0	1	2	0	0	2	15	3	2	6	.264
Totals		1135	166	300	154	36	2	44	472	61	0	28	6	8	18	8	3	321	829	282	52	210	.264



## OPPONENT GAME-BY-GAME PITCHING

Date	Opponent	ip	h	r	er	bb	so	2b	3b	hr	wp	bk	hbp	dp	ibb	score	w-l	sv	era
Feb 9	vs East Carolina	4.0	11	8	7	2	1	2	0	1	0	0	1	0	0	0-8	0-1	0	12.25
Feb 9	at UNCW	7.0	9	5	3	3	5	3	0	2	0	0	0	0	0	1-5	0-2	0	6.36
Feb 10	at UNCW	7.0	10	6	5	2	2	3	0	2	0	0	1	0	0	0-6	0-3	0	5.83
Feb 10	vs East Carolina	7.0	7	4	2	4	2	0	1	0	0	0	0	1	0	2-4	0-4	0	4.76
Feb 11	vs Purdue - Fort Wayne	5.0	9	9	9	4	2	1	1	3	0	0	0	1	0	0-9	0-5	0	6.07
Feb 17	vs Oklahoma State	7.0	14	9	9	1	3	2	0	5	0	0	0	1	0	10-9	1-5	0	6.62
Feb. 17	vs NEBRASKA	7.0	10	6	4	3	1	1	0	3	0	0	0	0	0	4-6	1-6	0	6.20
Feb 18	vs UCLA	7.0	5	4	2	1	9	1	0	1	1	0	1	1	0	8-4	2-6	0	5.63
Feb 18	vs Arizona	7.0	3	2	1	1	6	0	0	1	0	0	0	0	0	6-2	3-6	0	5.07
Feb 19	vs South Florida	6.0	7	4	3	3	3	0	0	0	0	0	0	0	0	1-4	3-7	0	4.92
Feb 24	vs Abilene Christian	5.0	10	11	10	7	2	5	0	1	1	0	0	0	0	0-11	3-8	0	5.58
Feb 24	at Texas	8.0	7	6	3	0	5	0	0	3	0	0	0	1	0	5-6	3-9	0	5.27
Feb 25	vs Texas Southern	4.0	9	8	8	1	1	0	1	3	0	0	0	0	0	0-8	3-10	0	5.70
Feb 25	at Texas	7.0	7	2	2	1	1	2	0	1	0	0	1	0	0	8-2	4-10	0	5.41
Feb 26	vs Abilene Christian	6.0	4	4	3	5	1	0	0	1	1	0	1	0	0	1-4	4-11	0	5.29
*Mar 03	NC State	6.0	9	7	5	2	1	0	1	0	0	0	0	0	0	0-7	4-12	0	5.32
*Mar 04	NC State	6.0	8	7	7	2	4	0	0	4	0	0	0	0	0	3-7	4-13	0	5.48
*Mar 05	NC State	5.2	8	10	10	4	3	1	0	2	1	0	0	0	0	1-10	4-14	0	5.83
Mar 07	Mount St. Mary's	6.0	6	6	4	4	1	2	1	2	1	0	0	0	0	5-6	4-15	0	5.77
Mar 07	Mount St. Mary's	4.2	10	10	4	2	3	2	0	3	0	0	0	0	0	2-10	4-16	0	5.78
Mar 08	at Gardner-Webb	5.0	13	15	15	6	1	0	0	7	0	0	2	1	0	3-15	4-17	0	6.38
*Mar 10	at North Carolina	7.0	7	4	4	4	2	2	0	3	0	0	1	1	0	1-4	4-18	0	6.25
*Mar 11	at North Carolina	7.0	3	0	0	1	5	0	0	0	0	0	0	0	0	4-0	5-18	0	5.94
*Mar 11	at North Carolina	7.0	7	3	0	2	3	1	0	0	0	0	0	0	0	1-3	5-19	0	5.66
*Mar 18	at Georgia Tech	7.0	7	7	7	4	5	3	0	1	0	0	0	0	0	4-7	5-20	0	5.72
*Mar 18	at Georgia Tech	7.0	8	8	7	4	9	0	0	5	0	0	1	0	0	2-8	5-21	0	5.78
*Mar 19	at Georgia Tech	7.0	6	5	5	4	6	0	1	3	0	0	0	0	0	1-5	5-22	0	5.75
Mar 22	Charlotte	7.0	1	2	2	2	5	0	0	1	0	0	0	1	0	3-2	6-22	0	5.60
Mar 24	Chattanooga	6.0	7	12	11	15	3	4	1	0	0	0	0	1	0	7-12	6-23	0	5.84
Mar 25	Chattanooga	6.0	7	4	4	5	5	0	0	1	0	0	0	1	0	1-4	6-24	0	5.80
Mar 25	Chattanooga	6.0	5	9	7	6	6	0	0	2	2	0	2	0	0	5-9	6-25	0	5.87
Mar 28	Liberty	6.0	15	9	9	3	2	5	0	2	0	0	1	1	0	5-9	6-26	0	6.01
*Apr 01	Duke	7.0	1	1	1	4	4	0	0	1	0	0	0	0	0	7-1	7-26	1	5.84
*Apr 02	Duke	7.0	3	1	1	0	7	0	0	1	0	0	0	0	0	5-1	8-26	1	5.68
*Apr 02	Duke	6.0	9	13	10	5	6	1	0	4	2	0	0	0	0	8-13	8-27	1	5.85
Apr 04	Longwood	5.0	14	10	10	2	1	3	0	1	1	0	1	0	0	2-10	8-28	1	6.03
Apr 04	Longwood	4.0	11	11	9	6	2	0	0	2	2	0	0	0	0	1-11	8-29	1	6.20
*Apr 06	at Virginia	8.0	15	9	9	5	8	2	0	2	0	0	2	1	0	8-9	8-30	1	6.25
*Apr 07	at Virginia	8.0	8	5	5	6	6	0	0	1	1	0	1	1	0	6-5	9-30	1	6.19
*Apr 08	at Virginia	7.0	12	7	7	5	4	3	0	2	0	0	1	0	0	0-7	9-31	1	6.21
Apr 11	Tennessee	5.0	1	0	0	1	6	0	0	0	0	0	0	0	0	11-0	10-31	1	6.09
*Apr 14	at Notre Dame	7.0	7	1	1	1	0	0	1	0	0	0	1	1	0	6-1	11-31	1	5.96
*Apr 15	at Notre Dame	7.0	9	8	8	1	2	2	0	4	0	0	0	0	0	7-8	11-32	1	6.01
*Apr 15	at Notre Dame	5.0	6	3	3	3	1	1	0	0	0	0	0	0	0	11-3	12-32	1	5.98
Totals		276.1	345	275	236	147	155	52	8	81	13	0	18	14	0	166-275	12-32	1	5.98



## GAME-BY-GAME LEADERS

Opponent	Date	Hits	Runs	BB	RBI	HR	SB	Ks	IP
East Carolina	2/9/23	3 - Thrunck	2 - (2 players)	1 - (2 players)	3 - Peck	1 - Peck	1 - Thrunck	7 - Lemley	5.0 - Lemley
UNCW	2/9/23	2 - (2 players)	1 - (5 players)	2 - Aldridge	2 - (2 players)	1 - (2 players)	1 - (2 players)	9 - Grein	7.0 - Grein
UNCW	2/10/23	2 - (4 players)	2 - (2 players)	1 - (2 players)	3 - Bailey	1 - (2 players)	1 - Bailey	9 - Lemley	7.0 - Lemley
East Carolina	2/10/23	2 - Bailey	1 - (4 players)	2 - Aldridge	1 - (2 players)	None	None	2 - Grein	7.0 - Grein
Purdue Fort Wayne	2/11/23	3 - (2 players)	3 - Ritter	1 - (2 players)	4 - Greene	2 - Greene	1 - Ritter	1 - Peck	3.0 - Peck
No. 5 Oklahoma State	2/17/23	3 - (players)	2 - Greene	1 - Aldridge	3 - Bailey	1 - 5 players	None	3 - Grein	4.0 - Grein
RV Nebraska	2/17/23	3 - Fagan	2 - Fagan	1 - (3 players)	1 - (4 players)	1 - (3 players)	None	5 - Lemley	7.0 - Lemley
No. 2 UCLA	2/18/23	1 - (5 players)	1 - (4 players)	1 - Fagan	2 - Bailey	1 - Bailey	None	6 - Grein	5.1 - Grein
No. 10 Arizona	2/18/23	1 - (4 players)	1 - (2 players)	1 - Peck	1 - Overaitis	1 - Overaitis	None	17 - Lemley	7.0 - Lemley
USF	2/19/23	2 - Fagan	1 - (4 players)	1 - (3 players)	1 - 4 players	None	1 - (2 players)	15 - Lemley	7.0 - Lemley
Abilene Christian	2/24/23	2 - Thrunck	2 - (3 players)	1 - (7 players)	4 - Thrunck	1 - Thrunck	1 - Ritter	7 - Grein	5.0 - Grein
No. 9 Texas	2/24/23	1 - (7 players)	1 - (6 players)	None	2 - (2 players)	1 - (3 players)	1 - (2 players)	7 - Lemley	8.0 - Lemley
Texas Southern	2/25/23	2 - (2 players)	2 - (2 players)	1 - Fagan	3 - Jackson	1 - (3 players)	1 - Brown	1 - Jacobson	5.0 - Jacobson
No. 9 Texas	2/25/23	2 - (3 players)	1 - (2 players)	1 - Jackson	1 - (2 players)	1 - Bennett	None	4 - Grein	6.0 - Grein
Abilene Christian	2/26/23	2 - Greene	2 - Thrunck	2 - Overaitis	2 - Greene	1 - Greene	1 - (3 players)	15 - Lemley	7.0 - Lemley
NC State	3/3/23	2 - Bailey	2 - (2 players)	1 - (2 players)	2 - Bennett	None	None	10 - Lemley	7.0 - Lemley
NC State	3/4/23	2 - (2 players)	2 - (2 players)	1 - (2 players)	4 - Greene	2 - Greene	1 - Brown	5 - Lemley	4.0 - Grein
NC State	3/5/23	3 - Ritter	2 - (2 players)	1 - (4 players)	3 - Fagan	1 - (2 players)	1 - Ritter	9 - Lemley	6.0 - Lemley
Mount St. Mary's	3/7/23	2 - Hanson	2 - Greene	2 - Greene	3 - Hanson	1 - (2 players)	1 - Ritter	11 - Grein	7.0 - Lemley
Mount St. Mary's	3/7/23	2 - (3 players)	2 - (3 players)	1 - (2 players)	3 - Bailey	1 - (3 players)	2 - Brown	7 - Jacobson	3.0 - Jacobson
Gardner-Webb	3/8/23	2 - (3 players)	3 - Ritter	1 - (6 players)	3 - RBI	1 - (7 players)	1 - (2 players)	2 - Jacobson	3.0 - Grein
North Carolina	3/10/23	2 - Bailey	1 - (4 players)	1 - (4 players)	2 - Ritter	1 - (3 players)	1 - Ritter	10 - Lemley	7.0 - Lemley
North Carolina	3/11/23	1 - (3 players)	None	1 - (1 player)	None	None	None	3 - Grein	6.0 - Grein
North Carolina	3/11/23	1 - (7 players)	1 - (3 players)	1 - (2 players)	1 - (2 players)	None	None	12 - Lemley	7.0 - Lemley
Georgia Tech	3/18/23	2 - Ritter	2 - (2 players)	1 - (4 players)	4 - Ritter	1 - Fagan	1 - Peck	6 - Lemley	7.0 - Lemley
Georgia Tech	3/18/23	2 - (3 players)	2 - (2 players)	1 - (4 players)	4 - Peck	2 - Peck	None	3 - Jacobson	5.2 - Jacobson
Georgia Tech	3/19/23	1 - (6 players)	1 (5 players)	1 - (4 players)	2 - (2 players)	1 - (3 players)	1 - Fagan	11 - Lemley	7.0 - Lemley
Charlotte	3/22/23	1 - Bailey	1 - (2 players)	2 - Fagan	2 - Bailey	1 - Bailey	None	14 - Lemley	7.0 - Lemley
Chattanooga	3/24/23	2 - (2 players)	2 - (3 players)	4 - Aldridge	5 - Bennett	None	1 - Ritter	7 - Lemley	4.0 - Grein
Chattanooga	3/25/23	2 - (2 players)	1 - (4 players)	2 - Greene	2 - Chavez	1 - Chavez	1 - (2 players)	12 - Lemley	7.0 - Lemley
Chattanooga	3/25/23	2 - Peck	2 - (2 players)	2 - Chavez	4 - Peck	1 - (2 players)	1 - Peck	4 - Jacobson	6.0 - Jacobson
Liberty	3/28/23	2 - (6 players)	2 - (4 players)	1 - (3 players)	3 - Greene	1 - (2 players)	1 - Ritter	8 - Lemley	7.0 - Lemley
No. 13 Duke	4/1/23	1 - Bailey	1 - Bailey	1 - (4 players)	1 - Bailey	1 - Bailey	None	6 - Lemley	7.0 - Lemley
No. 13 Duke	4/2/23	1 - (3 players)	1 - Slaw	None	1 - Slaw	1 - Slaw	1 - Ritter	5 - Grein	6.2 - Grein
No. 13 Duke	4/2/23	2 - (3 players)	3 - (2 players)	2 - Ritter	4 - Ritter	2 - Ritter	None	7 - Lemley	7.0 - Lemley
Longwood	4/4/23	4 - Ritter	3 - (2 players)	1 - (2 players)	4 - Ritter	1 - Fagan	1 - (2 players)	5 - Grein	6.0 - Grein
Longwood	4/4/23	2 - (3 players)	3 - Fagan	1 - (6 players)	2 - (3 players)	1 - (2 players)	2 - Fagan	2 - Jacobson	5.0 - Jacobson
Virginia	4/6/23	4 - Brown	2 - (3 players)	2 - (2 players)	5 - Peck	1 - (2 players)	1 - Brown	8 - Lemley	8.0 - Lemley
Virginia	4/7/23	3 - Brown	2 - Ritter	2 - Ritter	4 - Bailey	1 - Bailey	1 - Brown	3 - Grein	4.1 - Grein
Virginia	4/8/23	4 - Bennett	2 - Bennett	2 - Aldridge	3 - Aldridge	1 - (2 players)	None	5 - Lemley	7.0 - Lemley
No. 7 Tennessee	4/11/23	1 - Fagan	None	1 - Peck	None	None	None	3 - Lemley	2.2 - Grein
Notre Dame	4/14/23	3 - Brown	1 - Bailey	1 - Castine	1 - Castine	None	1 - Brown	7 - Lemley	6.0 - Lemley
Notre Dame	4/15/23	3 - Peck	3 - Peck	1 - Thrunck	3 - Peck	2 - Peck	None	2 - Lemley	4.0 - Jacobson
Notre Dame	4/15/23	2 - Greene	1 - (3 players)	1 - (3 players)	2 - Castine	None	None	2 - Lemley	4.0 - Lemley





## GAME-BY-GAME STARTERS

Opponent	Date	P	C	1B	2B	3B	SS	LF	CF	RF	DP
East Carolina	2/9/23	Lemley	Bennett	Bailey	Fagan	Peck	Thrunk	Brown	Ritter	Overaitis	Slaw
UNCW	2/9/23	Grein	Aldridge	Bailey	Fagan	Peck	Castine	Brown	Ritter	Greene	Chavez
UNCW	2/10/23	Lemley	Aldridge	Bailey	Fagan	Bennett	Thrunk	Ritter	Peck	Overaitis	Slaw
East Carolina	2/10/23	Grein	Aldridge	Bailey	Fagan	Castine	Thrunk	Ritter	Peck	Overaitis	Greene
Purdue Fort Wayne	2/11/23	Peck	Aldridge	Bailey	Fagan	Greene	Thrunk	Brown	Ritter	Overaitis	Slaw
No. 5 Oklahoma State	2/17/23	Grein	Aldridge	Bailey	Fagan	Bennett	Thrunk	Ritter	Peck	Greene	Slaw
RV Nebraska	2/17/23	Lemley	Aldridge	Bailey	Fagan	Bennett	Thrunk	Ritter	Peck	Greene	Hanson
No. 2 UCLA	2/18/23	Peck	Aldridge	Bailey	Fagan	Bennett	Thrunk	Brown	Ritter	Greene	Hanson
No. 10 Arizona	2/18/23	Lemley	Aldridge	Bailey	Fagan	Bennett	Thrunk	Ritter	Peck	Greene	Hanson
USF	2/19/23	Lemley	Castine	Bailey	Fagan	Bennett	Thrunk	Ritter	Peck	Greene	Hanson
Abilene Christian	2/24/23	Grein	Aldridge	Bailey	Fagan	Bennett	Thrunk	Ritter	Peck	Greene	Overaitis
No. 9 Texas	2/24/23	Lemley	Aldridge	Bailey	Fagan	Bennett	Thrunk	Ritter	Peck	Greene	Jackson
Texas Southern	2/25/23	Jacobson	Aldridge	Bailey	Fagan	Bennett	Thrunk	Brown	Ritter	Greene	Jackson
No. 9 Texas	2/25/23	Grein	Aldridge	Bailey	Fagan	Bennett	Thrunk	Greene	Ritter	Overaitis	Jackson
Abilene Christian	2/25/23	Lemley	Castine	Bailey	Fagan	Bennett	Thrunk	Greene	Ritter	Overaitis	Jackson
NC State	3/3/23	Lemley	Castine	Bailey	Fagan	Bennett	Thrunk	Ritter	Peck	Greene	Jackson
NC State	3/4/23	Grein	Castine	Bailey	Fagan	Bennett	Thrunk	Ritter	Peck	Greene	Jackson
NC State	3/5/23	Lemley	Castine	Bailey	Fagan	Bennett	Thrunk	Ritter	Peck	Greene	Hanson
Mount St. Mary's	3/7/23	Grein	Aldridge	Bailey	Fagan	Bennett	Thrunk	Ritter	Peck	Greene	Hanson
Mount St. Mary's	3/7/23	Jacobson	Aldridge	Bailey	Greene	Castine	Thrunk	Jackson	Brown	Overaitis	Slaw
Gardner-Webb	3/8/23	Grein	Aldridge	Bailey	Fagan	Bennett	Thrunk	Jackson	Ritter	Greene	Hanson
North Carolina	3/10/23	Lemley	Aldridge	Bailey	Fagan	Bennett	Thrunk	Ritter	Peck	Greene	Jackson
North Carolina	3/11/23	Grein	Aldridge	Bailey	Fagan	Bennett	Thrunk	Ritter	Peck	Greene	Jackson
North Carolina	3/11/23	Lemley	Castine	Bailey	Fagan	Bennett	Thrunk	Ritter	Peck	Greene	Jackson
Georgia Tech	3/18/23	Lemley	Aldridge	Bailey	Fagan	Bennett	Thrunk	Ritter	Peck	Greene	Jackson
Georgia Tech	3/18/23	Jacobson	Aldridge	Bailey	Fagan	Bennett	Thrunk	Ritter	Peck	Greene	Jackson
Georgia Tech	3/19/23	Lemley	Aldridge	Bailey	Fagan	Bennett	Thrunk	Ritter	Peck	Greene	Overaitis
Charlotte	3/23/23	Lemley	Aldridge	Bailey	Fagan	Bennett	Thrunk	Ritter	Peck	Greene	Slaw
Chattanooga	3/25/23	Grein	Aldridge	Bailey	Fagan	Bennett	Thrunk	Ritter	Peck	Greene	Jackson
Chattanooga	3/26/23	Lemley	Aldridge	Bailey	Fagan	Bennett	Thrunk	Ritter	Peck	Greene	Chavez
Chattanooga	3/26/23	Jacobson	Aldridge	Bailey	Fagan	Bennett	Thrunk	Ritter	Peck	Greene	Chavez
Liberty	3/28/23	Lemley	Aldridge	Bailey	Fagan	Bennett	Thrunk	Ritter	Peck	Greene	Chavez
No. 13 Duke	4/1/23	Lemley	Aldridge	Bailey	Fagan	Bennett	Thrunk	Ritter	Peck	Greene	Chavez
No. 13 Duke	4/2/23	Grein	Aldridge	Bailey	Fagan	Bennett	Thrunk	Ritter	Peck	Greene	Chavez
No. 13 Duke	4/2/23	Lemley	Aldridge	Bailey	Fagan	Bennett	Castine	Brown	Ritter	Greene	Chavez
Longwood	4/4/23	Grein	Aldridge	Bailey	Fagan	Bennett	Castine	Ritter	Peck	Greene	Chavez
Longwood	4/4/23	Jacobson	Aldridge	Bailey	Fagan	Bennett	Castine	Brown	Ritter	Greene	Slaw
Virginia	4/6/23	Lemley	Aldridge	Bailey	Fagan	Bennett	Castine	Brown	Ritter	Greene	Peck
Virginia	4/7/23	Grein	Aldridge	Bailey	Fagan	Bennett	Castine	Brown	Ritter	Greene	Peck
Virginia	4/8/23	Lemley	Aldridge	Bailey	Fagan	Bennett	Thrunk	Brown	Ritter	Greene	Peck
No. 7 Tennessee	4/11/23	Lemley	Aldridge	Bailey	Fagan	Bennett	Castine	Brown	Ritter	Greene	Peck
Notre Dame	4/14/23	Lemley	Aldridge	Bailey	Fagan	Bennett	Castine	Brown	Ritter	Greene	Peck
Notre Dame	4/15/23	Grein	Castine	Bailey	Fagan	Bennett	Thrunk	Brown	Ritter	Greene	Peck
Notre Dame	4/15/23	Lemley	Castine	Bailey	Fagan	Bennett	Thrunk	Brown	Ritter	Greene	Peck





## Pete D'AMOUR (Duh-more)

- Fifth season at Virginia Tech
- 2019 & 2022 ACC Coach of the Year
- 7th as a head coach in Division I
- Led Kennesaw State to its first NCAA Regional appearance
- Went to five super regionals and three Women's CWS at Missouri

## The D'Amour File

### PERSONAL

BORN: Jan. 7, 1980  
 HOMETOWN: Monrovia, Maryland  
 FAMILY: Wife, Anna. Son, Reaux  
 COACHING RECORD AT VIRGINIA TECH: 151-40 (5th year)  
 CAREER HEAD COACHING RECORD: 230-77 (.749)

### EDUCATION

Missouri - Bachelor's Degree in General Studies  
 Missouri - Master's Degree in Sports Psychology  
 JOINED TECH STAFF: May 31, 2018  
 YEARS OF COLLEGIATE HEAD COACHING: 6  
 YEARS OF COLLEGIATE COACHING: 15

### COACHING HISTORY

2019- Virginia Tech (Head Coach)  
 2017-18 Kennesaw State (Head Coach)  
 2015-16 Missouri (Associate Head Coach)  
 2009-14 Missouri (Assistant Coach)  
 2007-08 Missouri (Volunteer Assistant Coach)

### PLAYING HISTORY

Played SS and P in men's fastpitch for seven seasons  
 MVP of the 2007 NSA World Series  
 Played baseball at Texas A&M-Corpus Christi & Frostburg State

### POSTSEASON EXPERIENCE

VT 2019 (Regional - Lexington, Ky.)  
 2021 (Supers - Los Angeles, Calif.)  
 2022 (Supers - Blacksburg, Va.)

KSU 2018 (Regional - Tallahassee, Fla.)  
 2017 (NISC Semifinals - Lynchburg, Tenn.)

Missouri 2016 (Supers - Ann Arbor, Mich.)  
 2015 (Supers - Los Angeles, Calif.)  
 2014 (Regional - Columbia, Mo.)  
 2013 (Supers - Columbia, Mo.)  
 2012 (Supers - Columbia, Mo.)  
 2011 (WCWS - Oklahoma City, Okla.)  
 2010 (WCWS - Oklahoma City, Okla.)  
 2009 (WCWS - Oklahoma City, Okla.)

D'Amour and his staff were recognized with the NFCA Mid-Atlantic Staff of the Year after yet another historic season in 2022. The staff also earned the award following the 2019 and 2021 seasons.

The Hokies advanced to the Super Regionals for the second straight season and hosted a Regional and a Super Regional for the first time in school history in D'Amour's fourth season at the helm. Tech also earned its second ACC Regular Season Title in four seasons, posting a 21-2 record in conference play, the best winning percentage in school history.

Virginia Tech had a conference-high 11 members on the All-ACC teams, including D'Amour being named Coach of the Year, Keely Rochard named Pitcher of the Year and Emma Lemley named Freshman of the Year. Rochard was also tabbed a Top-10 Finalist for USA Softball Player of the Year, while Lemley was a Top-3 Finalist for Schutt Sports/NFCA Freshman of the Year.

Under D'Amour, Rochard was named a First Team All-American for the second straight season and Emma Ritter earned a spot on the Third Team, marking the first time two Hokies have been honored as All-Americans in the same season. Tech finished the year with a 46-10 overall record, including 14 wins over Top-25 ranked opponents. D'Amour also notched his 200th career win in 2022.

D'Amour led the Hokies to their second ever appearance in the NCAA Super Regionals during the 2021 campaign, doing so in just his second full season. Selected for the NCAA Tournament in both full seasons as head coach, D'Amour's Hokies were the No. 2 seed at the 2021 Tempe Regional with national No. 15 seed Arizona State as the group's favorite. Tech emerged from the four-team regional undefeated under D'Amour's guidance, the first time in school history that the Hokies swept an NCAA Regional.

2021 was not just a historic year for the Hokies, but for D'Amour as well as he became the fastest head coach in program history to reach 100 wins, doing so in just 127 games. Under D'Amour's tutelage, pitcher Keely Rochard became Tech's third NFCA All-American ever and just the second to earn first-team honors. D'Amour and his wife Anna also welcomed their first son, Reaux, to the world prior to the NCAA Tournament.

In his second season leading the Hokies, Coach Pete D'Amour led the team to a 21-4 record and was in first place in the ACC when the season ended. He helped guide the team to an impressive 3-2 record at the St. Pete/Clearwater Elite Invitational against five top-25 opponents, including wins over #14 Minnesota and #17 South Carolina. D'Amour guided the progression of pitcher Keely Rochard, who was one of the nation's top pitchers in 2020, and also helped the Hokies' offense to the highest scoring in the ACC.

Guiding Virginia Tech to one of the biggest turnarounds in NCAA softball history, Pete D'Amour led the Hokies in his first year to a 24-game win improvement in 2019 after posting a 47-11 record, including a 20-4 mark in ACC play.

The 47 wins were the fourth most in school history while the 20 ACC wins were the most in program history. On Tech's way to 20 league wins, it earned an ACC regular-season title and a Coastal Division crown after being picked 10th in the ACC preseason poll. By doing so, it also earned the Hokies their first trip to the NCAA Tournament since 2015, winning two games at the Lexington Regional to pick up their first NCAA win since 2014.

No stranger to success, D'Amour, out of the new 11 Power Five head coaches in 2019, picked up the most wins of the group. The 2019 ACC Coach of the Year earned the nod to mark just Tech's second time winning it, while a school-record five Hokies made an All-ACC first team. Under D'Amour's direction, pitcher Carrie Eberle was named ACC Pitcher of the Year and third baseman Kelsey Bennett was tabbed Freshman of the Year.

He also tutored two Softball America All-Americans in outfielders Emma Strouth and Darby Trull, who both hit over .400 and tallied 60-plus putouts, as well as a school-record seven NFCA All-Region (Mid-Atlantic) selections and a school-record eight VaSID all-staters. D'Amour also was tabbed VaSID Coach of the Year.

Under his watch, Tech became ranked during the season, something that hadn't been done since 2015, and got up to as high as No. 19 in the ESPN.com/USA Softball poll and No. 22 in the USA Today/NFCA poll. The Hokies were ranked for 11 consecutive weeks in the ESPN.com/USA Softball poll, breaking the program record set in 2007 of 10 weeks.

Tech took big strides at the plate in '19, resetting over 20 individual and team school records, including batting average (.334) and home runs (97), just to name a few. The Hokies led the ACC in batting average and home runs per game (1.67), while also getting it done in the circle with shutouts (22). D'Amour had the Hokies ready to play against in-state rival Virginia in the Commonwealth Clash presented by Virginia529, sweeping the Cavaliers 3-0 and not allowing a runner to touch third base or home plate in the series, a first in program history, for three shutout wins.

D'Amour joined the Hokies after two seasons as the head coach at Kennesaw State, where he led the Owls to a 79-37 record and two postseason appearances. Before taking over the Kennesaw State program in 2017, he earned a reputation as one of the nation's premier recruiters during his 10-year tenure as assistant coach at the University of Missouri, a perennial NCAA tournament participant.

### RECORD vs. OPPONENTS

Akron	2-0
Akron	1-0
Alabama	0-2
Arizona	0-1
Arizona State	1-0
Army	1-0
Auburn	0-3
Austin Peay	0-1
Belmont	3-0
Bethune-Cookman	1-0
Binghamton	2-0
Boston College	6-0
Bradley	1-0
Brigham Young	2-0
Bucknell	2-0
Campbell	1-0
Central Michigan	1-0
Charleston Southern	2-0
Charlotte	2-2
Chattanooga	3-0
Clemson	5-3
Coastal Carolina	1-0
College of Charleston	2-0
Dartmouth	3-0
DePaul	0-2
Detroit Mercy	3-0
Duke	7-3
East Carolina	3-0
East Tennessee State	3-0
Eastern Illinois	1-1
Evansville	2-0
Florida	1-2
Florida A&M	1-0
Florida Gulf Coast	4-3
Florida State	4-2
Fort Wayne	2-0
Gardner-Webb	1-0
George Mason	1-0
George Washington	1-0
Georgia	1-2
Georgia State	7-1
Georgia Tech	6-3
Hofstra	0-1
Illinois	3-1
Iowa	1-1
IUPUI	1-0
Jacksonville	6-2
Jacksonville State	1-2
JMU	1-1
Kennesaw State	3-0
Kentucky	3-3
Lamar	0-1
Liberty	4-3
Lipscomb	6-0
LIU Brooklyn	1-0
Longwood	8-0
Louisville	8-2
Marist	2-0
Miami (OH)	2-0
Michigan State	3-0
Middle Tennessee	1-0
Minnesota	1-0
Missouri	1-1
Morehead State	2-1
Mount St. Mary's	2-0
Nebraska	1-0
NC State	10-3
North Carolina	6-3
North Carolina A&T	1-0
North Florida	0-1
Northwestern	2-0
Notre Dame	2-6
Ohio State	1-0
Oklahoma State	0-2
Omaha-Nebraska	1-0
Niagara	1-0
North Florida	5-2
Northern Iowa	0-1
Pitt	8-1
Purdue	4-0
Purdue Fort Wayne	1-0
Quinnipiac	0-1
Radford	6-1
Rutgers	0-2
Saint Francis (Pa)	1-0
Samford	1-0
South Carolina	2-0
South Carolina State	2-0
Southeast Missouri State	1-0
St. Louis	1-0
Stetson	5-1
Stony Brook	1-0
Syracuse	8-0
Tennessee	1-1
Tennessee Tech	1-0
Texas	1-1
Texas Southern	1-0
Texas State	1-1
UAB	5-0
UConn	2-0
UCF	2-1
UCLA	1-3
UNC Greensboro	0-1
UNCW	2-0
USC Upstate	5-3
USF	0-1
Virginia	12-2
Weber State	1-0
Wichita State	1-0
Wisconsin	1-0
WKU	1-0



## NCAA STATS

Batting Average (295 ranked)	50	6	0.298	Oklahoma	0.373	Clemson	0.337
Double Plays per Game (295 ranked)	192	11	0.22	UAlbany	0.62	Clemson	0.50
Doubles (295 ranked)	73	7	49	Texas Tech	78	Clemson	72
Doubles per Game (295 ranked)	126	7	1.20	Oklahoma	1.97	Clemson	1.71
Earned Run Average (295 ranked)	119	7	3.17	Oklahoma	0.88	Clemson	0.95
Fielding Percentage (295 ranked)	47	4	0.971	Oklahoma	0.988	Clemson	0.982
Hit Batters (295 ranked)	8	1	7	Alcorn Delaware St.	4 4	Clemson Virginia Tech	7 7
Home Runs per game (295 ranked)	2	1	1.88	Boise St.	1.88	Virginia Tech	1.88
On Base Percentage (295 ranked)	44	5	0.384	Oklahoma	0.461	Clemson	0.433
Scoring (295 ranked)	17	3	6.41	Oklahoma	8.39	Clemson	6.71
Shutouts (248 ranked)	73	6	7	Oklahoma	23	Clemson	16
Slugging Percentage (295 ranked)	8	2	0.569	Oklahoma	0.680	Clemson	0.573
Stolen Bases per Game (295 ranked)	137	9	1.00	Grambling	3.72	Florida St.	2.30
Strikeout-to-Walk Ratio (295 ranked)	3	1	5.72	Auburn	6.39	Virginia Tech	5.72
Total Stolen Bases (29 ranked)				Grambling	145	Florida St.	92
Triple Plays (1 ranked)				5 teams tied	1		
Triples per Game (288 ranked)	127	5	0.17	UC Santa Barbara	0.70	Louisville	0.37
WL Percentage (295 ranked)	23	4	0.756	Oklahoma	0.974	Clemson	0.905
Walks (30 ranked)	21	3	142	UNC Greensboro	179	Florida St.	173

Batting Average (150 ranked)	Emma Ritter	97	7	0.391	Sydney McKinney, Wichita St.	0.556	Valerie Cagle, Clemson	0.472
Caught Stealing By (26 ranked)					Makenzie Macfarlane, Utah St. Jordy van der Werf, Bradley	19 19	Carlli Kloss, Notre Dame	10
Doubles (21 ranked)					Grace French, Bradley Madysen Peters, Towson	16 16	Yvonne Whaley, Pittsburgh	15
Doubles Per Game (145 ranked)					Yvonne Whaley, Pittsburgh	0.52	Yvonne Whaley, Pittsburgh	0.52
Earned Run Average (150 ranked)					Nijaree Canady, Stanford	0.14	Brooke McCubbin, Clemson	0.62
Hit Batters (19 ranked)	Lyndsey Grein	1	1	18 players tied		1	Lyndsey Grein, Virginia Tech Makenna Raye Dark, North Carolina	1 1
Hit by Pitch per Game (145 ranked)					Lindsay Mayo, Niagara	0.55	Amanda Hasler, NC State	0.30
Hits (134 ranked)	Emma Ritter Jayme Bailey	26 97	3 9	50 44	Sydney McKinney, Wichita St.	79	Valerie Cagle, Clemson	58
Hits Allowed Per Seven Innings (150 ranked)	Emma Lemley	133	10	5.53	Nijaree Canady, Stanford	1.91	Cassidy Curd, Duke	3.47
Home Runs (230 ranked)	Jayme Bailey Bre Peck Addy Greene Emma Ritter Kelsey Bennett Cameron Fagan	29 29 47 47 158 158	5 5 7 7 21 21	11 11 10 10 7 7	Taryn Kern, Indiana	17	Valerie Cagle, Clemson Ana Gold, Duke	15 15
Home Runs Per Game (149 ranked)	Bre Peck Jayme Bailey Addy Greene Emma Ritter	36 63 76 76	5 7 9 9	0.31 0.27 0.25 0.25	Jordyn VanHook, Arizona St.	0.44	Taylor Roby, Louisville	0.37
Innings Pitched (29 ranked)	Emma Lemley	7	1	150.2	Isabella Smith, Campbell	157.1	Emma Lemley, Virginia Tech	150.2
On Base Percentage (150 ranked)	Emma Ritter	120	10	0.469	Ashley Trierweiler, Santa Clara	0.629	Valerie Cagle, Clemson	0.549
RBIs (29 ranked)					Autumn Owen, Marshall	60	Ana Gold, Duke	45
Runs Batted In Per Game (150 ranked)	Bre Peck Jayme Bailey	99 109	7 9	0.89 0.88	Autumn Owen, Marshall	1.58	Taylor Roby, Louisville	1.11
Runs per Game (150 ranked)	Emma Ritter	49	5	0.95	Kiki Milloy, Tennessee	1.42	Korbe Otis, Louisville	1.18
Sacrifice Bunts per game (136 ranked)					Lealani Ricks, Howard	0.47	Jin Sileo, Georgia Tech	0.18
Sacrifice Flies (71 ranked)	Kelsey Bennett	71	3	3	Gisele Tapia, Duke	8	Gisele Tapia, Duke	8
Saves (26 ranked)					Keira Bucher, Maryland	10	Kathryn Sandercock, Florida St.	5
Shutouts (18 ranked)					4 players tied	8	Valerie Cagle, Clemson	7
Slugging Percentage (300 ranked)	Emma Ritter Bre Peck Jayme Bailey Addy Greene	58 84 108 241	5 9 14 24	0.734 0.696 0.675 0.593	Kelsey Hall, Boise St.	1.226	Valerie Cagle, Clemson	0.951
Stolen Bases (91 ranked)					Alex Coleman, Marshall	37	Devyn Flaherty, Florida St.	21
Stolen Bases Per Game (150 ranked)					Mihyia Davis, Louisiana	1.06	Kelly Ayer, Virginia	0.56
Strikeout-to-Walk Ratio (150 ranked)	Emma Lemley	11	1	8.27	Alex Storako, Oklahoma	11.86	Emma Lemley, Virginia Tech	8.27
Strikeouts (150 ranked)	Emma Lemley	2	1	215	Montana Fouts, Alabama	223	Emma Lemley, Virginia Tech	215
Strikeouts Per Seven Innings (150 ranked)	Emma Lemley	20	1	10.0	Nijaree Canady, Stanford	12.5	Emma Lemley, Virginia Tech	10.0
Total Bases (150 ranked)	Emma Ritter Jayme Bailey Bre Peck	12 33 133	2 5 17	94 85 71	Valerie Cagle, Clemson	117	Valerie Cagle, Clemson	117
Toughest to Strike Out (150 ranked)	Emma Ritter	3	1	42.7	Bub Feringa, Marshall	56.0	Emma Ritter, Virginia Tech	42.7
Triples (24 ranked)					Skylar Wallace, Florida	8	Korbe Otis, Louisville	7
Triples Per Game (144 ranked)					Skylar Wallace, Florida	0.23	Korbe Otis, Louisville	0.18
Victories (47 ranked)	Emma Lemley	2	1	19	Leanna Johnson, Troy	21	Valerie Cagle, Clemson Emma Lemley, Virginia Tech	19 19
Walks Allowed Per Seven Innings (150 ranked)	Emma Lemley	45	2	1.21	Emily Raubuch, Morgan St.	0.58	Kathryn Sandercock, Florida St.	0.73
Walks Per Game (150 ranked)	Kylie Aldridge	146	11	0.55	Erin Coffel, Kentucky	1.17	Karina Gaskins, Notre Dame	0.84







2  
Jayme BAILEY  
U | 5-5 | Sr.  
Scott Depot, W.Va.  
JAY-me



5  
Jenna PEARSON  
U | 5-8 | R-So.  
North Stafford, Va.



6  
Addy GREENE  
OF | 5-9 | Jr.  
Suffolk, Va.




7  
Teagan THRUNK  
IF | 5-8 | Fr.  
Point Pleasant, N.J.  
Tee-gan



8  
Kelsey BENNETT  
IF | 5-5 | Sr.  
Buford, Ga.



10  
Megan FURR  
OF | 5-7 | Fr.  
Centreville, Va.



11  
Kylie ALDRIDGE  
C | 5-11 | Fr.  
Fayetteville, N.C.  
All-dridge



12  
Shanan Hester  
UT | 5-6 | Gr.  
Wendell, N.C.  
Shanan (Shannon)



13  
Payton LIST  
P | 5-11 | Fr.  
Beaver, Pa.




14  
Emma JACKSON  
OF | 5-8 | Fr.  
Chincoteague, Va.




15  
Emma YATES  
C | 5-6 | Jr.  
Fairfax Station, Va.



16  
Meredith SLAW  
IF | 5-11 | Sr.  
Warsaw, Va.



17  
Molly JACOBSON  
P | 6-0 | R-So.  
Waukee, Iowa



18  
Lyndsey GREIN  
P | 5-7 | Fr.  
Mokena, Ill.  
Grein (rhymes w/ pine)



19  
Madison HANSON  
IF | 5-11 | Jr.  
Smithfield, Va.



20  
Trinity MARTIN  
OF | 5-8 | Fr.  
Nathalie, Va.



21  
Kelsey BROWN  
OF | 5-6 | Sr.  
Haymarket, Va.



22  
Maija LOUKO  
IF | 5-7 | Jr.  
Reston, Va.  
MAI-ah LOO-koh



24  
Morgan OVERAITIS  
OF | 5-4 | Sr.  
Canton, Mich.  
OH-ver-EYE-tis



27  
Emma LEMLEY  
P | 5-6 | So.  
Forest, Va.



28  
Grace CHAVEZ  
C | 5-9 | Sr.  
Las Vegas, Nev.  
SHAW-vez



44  
Rachel CASTINE  
U | 5-9 | So.  
Chesapeake, Va.  
Cas-TEEN



88  
Bre PECK  
U | 5-10 | So.  
Royersford, Pa.



90  
Emma RITTER  
OF | 5-9 | Jr.  
Perryville, Md.



97  
Cameron FAGAN  
IF | 5-8 | Jr.  
Dunnellon, Fla.  
Faye-gin



Pete D'AMOUR  
Head Coach  
Fifth Season  
Duh-More



Doug GILLIS  
Assistant Coach  
Fifth Season



Mike LEWIS  
Assistant Coach  
Third Season



Mackenzie LAWTER  
Student Assistant Coach  
First Season

