



HOKIES

2023 Virginia Tech Softball Game Notes

Game Info

April 14-16
vs. Notre Dame
South Bend, Ind.

Where to Watch



Schedule

INFORMATION

No. 14/17 Virginia Tech
Hokies
Record.....31-10
Streak.....L1
Head Coach.....Pete D'Amour
Record at Tech (Years).....182-50 (5th)



Notre Dame
Fighting Irish
Record.....25-11-1
Streak.....W2
Head Coach.....Deanna Gumpf
Record at Tenn. (Years).....850-359-2 (22nd)



NUMBERS TO KNOW

1 • After Kelsey Bennett recorded an RBI against UVA on Saturday, she is now the new VT softball career RBI leader. Bennett has tallied 162 RBI over her five seasons, passing Megan Evans (2002-05). She is also 5 HR away from the career record

10 • On the season, Emma Ritter has 10 doubles as well as 10 home runs to help lead the Hokies offensively. Against Longwood (game 1), Ritter recorded three doubles which tied the VT single-game record. She has also only record 2 Ks

NOTRE DAME SERIES HISTORY


Notre Dame Series.....Notre Dame leads 8-29
Last Five.....Notre Dame leads 4-1
VT Ranked.....Notre Dame leads 4-0
First Meeting.....ND W, 1-0 (8), 2000 (Bristol, Tenn.)
Last Meeting.....VT W, 4-1, 2021 (Louisville, Ky.)

PLAYERS TO WATCH



• Kelsey Brown led the Hokies offensively last week, hitting .700 as the leadoff hitter with 14 hits in 20 at bats. She also had two doubles, an RBI and nine runs scored with an .800 slugging %. She added three stolen bases on the week

• Cameron Fagan hit .500 last week for the Hokies, including two home runs. She tallied seven hits, scoring seven runs and tied for the team-lead with 6 RBI over her five games played. The junior also stole two bases and had a .632 ob%



LAST TIME OUT

• Virginia Tech fell to Tennessee 11-0 in five innings in a midweek on Tuesday. Emma Lemley took the loss for the Hokies, who move to 31-10 on the season.
• The Hokies went 2-1 over the weekend against Virginia, winning game one 9-8 in eight innings, followed by a 6-5 loss in eight innings in game two. Tech took the series with a 7-0 game three win
• Emma Lemley got the win in both game one and three for the Hokies, recording 13 strikeouts and a .183 batting average against. The sophomore now has 19 wins on the season.
• Along with Kelsey Brown leading the Hokies with a .714 average and 10 hits, Kelsey Bennett hit .625 with two home runs, three RBI and a 1.500 slugging percentage. Jayme Bailey also added a grand slam and five RBI over the weekend

PROBABLE LINEUP

#	Name	BA	H	R	RBI	HR
21	Kelsey Brown (LF)	.455	20	16	4	0
97	Cameron Fagan (2B)	.339	41	27	27	7
2	Jayme Bailey (1B)	.349	44	29	36	11
90	Emma Ritter (CF)	.391	50	38	31	10
88	Bre Peck (DP)	.294	30	28	32	11
6	Addy Greene (RF)	.283	32	28	25	10
8	Kelsey Bennett (3B)	.263	25	11	21	7
44	Rachel Castine (SS)	.265	9	3	8	1
11	Kylie Aldridge (C)	.140	8	10	9	3
		ERA	IP	K	BB	W-L
27	Emma Lemley (P)	2.74	150.2	215	26	19-4

FEBRUARY

9	vs. East Carolina#	Wilmington, N.C.	W, 8-0 (5)
9	at UNCW#	Wilmington, N.C.	W, 5-1
10	at UNCW#	Wilmington, N.C.	W, 6-0
10	vs. East Carolina	Wilmington, N.C.	W, 4-2
11	vs. Purdue Fort Wayne#	Wilmington, N.C.	W, 9-0 (5)
17	vs. Oklahoma State\$	Clearwater, Fla.	L, 10-9
17	vs. Nebraska\$	Clearwater, Fla.	W, 6-4
18	vs. UCLA\$	Clearwater, Fla.	L, 8-4
18	vs. Arizona\$	Clearwater, Fla.	L, 6-2
19	vs. USF\$	Clearwater, Fla.	W, 4-1
24	vs. Abilene Christian%	Austin, Texas	W, 11-0 (5)
24	at Texas%	Austin, Texas	W, 6-5 (8)
25	vs. Texas Southern%	Austin, Texas	W, 8-0 (5)
25	at Texas%	Austin, Texas	L, 8-2
26	vs. Abilene Christian	Austin, Texas	W, 4-1

MARCH

3	N.C. STATE*	Blacksburg, Va.	W, 7-0
4	N.C. STATE*	Blacksburg, Va.	W, 7-3
5	N.C. STATE*	Blacksburg, Va.	W, 10-1 (6)
7	MOUNT ST. MARY'S (DH)	Blacksburg, Va.	W, 6-5 & 10-2 (5)
8	at Gardner-Webb	Boiling Springs, N.C.	W, 15-3 (5)
10	at North Carolina*	Chapel Hill, N.C.	W, 4-1
11	at North Carolina (DH)*	Chapel Hill, N.C.	L 4-0, W 3-1
15	at App State	Boone, N.C.	Canceled.
18	at Georgia Tech*	Atlanta, Ga.	W, 7-4
18	at Georgia Tech*	Atlanta, Ga.	W, 8-2
19	at Georgia Tech*	Atlanta, Ga.	W, 5-1
22	CHARLOTTE	Blacksburg, Va.	L, 3-2
24	CHATTANOOGA	Blacksburg, Va.	W, 12-7
25	CHATTANOOGA (DH)	Blacksburg, Va.	W, 4-1 & 9-5
28	LIBERTY	Blacksburg, Va.	W, 9-5

APRIL

1	DUKE*	Blacksburg, Va.	L, 7-1
2	DUKE*	Blacksburg, Va.	L, 5-1
2	DUKE*	Blacksburg, Va.	W, 13-9
4	LONGWOOD (DH)	Blacksburg, Va.	W, 10-2, W, 11-1
6	at Virginia*	Charlottesville, Va.	W, 9-8 (8)
7	at Virginia*	Charlottesville, Va.	L, 6-5 (8)
8	at Virginia*	Charlottesville, Va.	W, 7-0
11	TENNESSEE	Blacksburg, Va.	L, 11-0 (5)
14	at Notre Dame*	South Bend, Ind.	5PM
15	at Notre Dame*	South Bend, Ind.	6PM
16	at Notre Dame*	South Bend, Ind.	Noon
18	RADFORD	Blacksburg, Va.	6PM
20	FLORIDA STATE*	Blacksburg, Va.	7PM
21	FLORIDA STATE*	Blacksburg, Va.	6PM
22	FLORIDA STATE*	Blacksburg, Va.	2PM
25	at Marshall	Huntington, W.Va.	3PM
28	CLEMSON*	Blacksburg, Va.	6PM
29	CLEMSON*	Blacksburg, Va.	2PM
30	CLEMSON*	Blacksburg, Va.	Noon

MAY

3	at Liberty	Lynchburg, Va.	6PM
10-13	ACC Championship	South Bend, Ind.	TBA

CAPS = HOME | AT = ROAD | VS. = NEUTRAL SITE | * = ACC CONFERENCE GAME | DH = DOUBLEHEADER
UNCW TOURNAMENT | \$ TAXACT CLEARWATER INVITATIONAL | % LONE STAR STATE INVITATIONAL | POSTSEASON

RANKINGS = USA TODAY/NFCA COACHES' POLL / ESPN.COM/USA SOFTBALL POLL

VIRGINIA TECH CONTACT
Bree Williams
Assistant Director, Strategic Communications
Phone: (513) 594-2278
Email: bwilliams17@vt.edu



NFCA Week 8 Top 25 Poll

April 11 | *Opponents in italics*

Team (1st place votes)	Record	Points	Last
1 Oklahoma (32)	36-1	800	1
2 UCLA	36-4	759	3
3 <i>Oklahoma State</i>	35-3	732	2
4 <i>Florida State</i>	32-7	704	6
5 Stanford	31-6	660	7
6 <i>Clemson</i>	37-4	621	4
7 <i>Tennessee</i>	30-5	610	5
8 <i>Texas</i>	33-8-1	569	9
9 Washington	29-8	543	10
10 Arkansas	28-11	474	8
11 <i>Duke</i>	30-9	472	11
12 Georgia	31-8	440	14
13 LSU	33-7	428	12
14 Virginia Tech	31-9	389	13
15 Florida	28-10	321	15
16 Alabama	28-12	311	16
17 Kentucky	24-10-1	297	17
18 Baylor	30-9	244	21
19 Oregon	25-11	239	18
20 Wichita State	34-7	195	22
21 Auburn	29-12	177	19
22 Northwestern	24-9	145	22
23 Texas A&M	42-13	100	24
24 <i>Arizona</i>	24-15	91	20
25 Utah	24-8	34	RV

Receiving Votes: Louisiana (22), Arizona State (8), Boston University (5), California (4), Indiana (4), Boise State (1), Central Arkansas (1).

GENERAL INFORMATION

University Name	Virginia Tech
Location	Blacksburg, Va.
Founded	1872
Enrollment	37,000
President	Dr. Timothy Sands
Director of Athletics	Whit Babcock
Nickname	Hokies
Mascot	Hokie Bird
Colors	Chicago Maroon and Burnt Orange
Affiliation	NCAA Division I
Conference	Atlantic Coast
Home Field	Tech Softball Park (TSP)
Capacity	1,024

INFORMATION

2022 Record	46-10
2022 Conference Record / Finish	21-2 / 1st in ACC
Starters Returning / Lost	8 / 3
Newcomers	8

STAFF

Head Coach (Alma Mater)	Pete D'Amour (Missouri)
Virginia Tech Record / Years	151-40 / Fifth season
Overall Record / Years	230-77 / Seventh season
Assistant Coach	Doug Gillis (Northwood)
Assistant Coach	Mike Lewis (Missouri-Kansas City)
Student Assistant Coach	Mackenzie Lawter (Virginia Tech '22)
Director of Operations	Bill Old (Randolph-Macon)
Athletic Trainer	Kristen Matthis (Pitt, UCF)
Strength & Conditioning	Kelly Murphy (Cornell, Columbia)

USA Softball Week 8 Top 25 Poll

April 11 | *Opponents in italics*

Team (1st place votes)	Record	Points	Last
1 Oklahoma (25)	36-1	625	1
2 UCLA	36-4	589	3
3 <i>Oklahoma State</i>	32-4	579	2
4 <i>Florida State</i>	32-7	543	6
5 Stanford	31-6	503	7
6 <i>Tennessee</i>	29-7	497	6
7 <i>Clemson</i>	37-4	457	4
8 <i>Texas</i>	33-8-1	451	10
9 Georgia	31-8	417	8
10 Washington	29-8	411	T11
11 Arkansas	28-11	362	9
12 LSU	33-7	329	T11
13 <i>Duke</i>	30-8	312	13
14 Alabama	28-12	282	14
15 Florida	28-10	251	18
16 Kentucky	24-10-1	234	15
17 Virginia Tech	31-9	219	17
18 Oregon	25-11	202	16
19 Baylor	30-9	195	22
20 Northwestern	24-9	171	20
21 Texas A&M	24-13	131	19
22 Utah	24-8	117	24
23 Wichita State	34-7	88	25
24 Auburn	29-12	60	23
25 Louisiana	30-10	53	RV

Receiving Votes: Arizona (18), Arizona State (11), Indiana (7), California (4), Missouri (4), UCF (4), Central Arkansas (1).

ROSTER

No.	Name	Yr.	B/T	Pos.	Ht.	Hometown	High School / Previous School
2	Jayme Bailey	Sr.	R/R	UT	5-5	Scott Depot, W.Va.	Hurricane
5	Jenna Pearson	R-So.	R/R	UT	5-8	North Stafford, Va.	North Stafford
6	Addy Greene	Jr.	L/R	OF	5-9	Suffolk, Va.	Nansemond-Suffolk Academy
7	Teagan Thrunk	Fr.	R/R	IF	5-8	Point Pleasant, N.J.	Point Pleasant Borough
8	Kelsey Bennett	Sr.	R/R	IF	5-5	Buford, Ga.	Buford
10	Megan Furr	Fr.	L/L	OF	5-7	Centreville, Va.	Westfield
11	Kylie Aldridge	Fr.	L/R	C	5-11	Fayetteville, N.C.	Gray's Creek
12	Shanan Hester	Gr.	R/R	UT	5-6	Wendell, N.C.	Roanoke College / Corinth Holders
13	Payton List	Fr.	R/R	P	5-11	Beaver, Pa.	Beaver Area
14	Emma Jackson	Fr.	R/R	OF	5-8	Chincoteague, Va.	Chincoteague
15	Emma Yates	Jr.	R/R	C	5-6	Fairfax Station, Va.	South County
16	Meredith Slaw	Sr.	L/R	IF	5-11	Warsaw, Va.	Rappahannock
17	Molly Jacobson	R-So.	R/R	P	6-0	Waukee, Iowa	Waukee
18	Lyndsey Grein	Fr.	R/R	P	5-7	Mokena, Ill.	Lincoln-Way Central
19	Madison Hanson	Jr.	R/R	IF	5-11	Smithfield, Va.	Isle of Wight Academy
20	Trinity Martin	Fr.	L/R	OF	5-8	Nathalie, Va.	Halifax County
21	Kelsey Brown	Sr.	L/R	OF	5-6	Haymarket, Va.	Battlefield / JMU
22	Maija Louko	Jr.	R/R	IF	5-7	Reston, Va.	South Lakes
24	Morgan Overaitis	Sr.	L/R	OF	5-4	Canton, Mich.	Salem / Michigan
27	Emma Lemley	So.	R/R	P	5-6	Forest, Va.	Jefferson Forest
28	Grace Chavez	Sr.	R/R	C	5-9	Las Vegas, Nev.	West Career & Technical Academy
44	Rachel Castine	So.	R/R	UT	5-9	Chesapeake, Va.	Greenbrier Christian Academy
88	Bre Peck	So.	R/R	UT	5-10	Royersford, Pa.	Spring-Ford
90	Emma Ritter	Jr.	R/R	OF	5-9	Perryville, Md.	John Carroll
97	Cameron Fagan	Jr.	L/R	IF	5-8	Dunnellon, Fla.	Dunnellon





2022 Regular Season ACC Standings

Team	Overall	ACC	Pct.
Virginia Tech	40-6	21-2	.913
Duke	40-7	19-3	.864
Florida State	49-5	19-5	.792
Notre Dame	39-9	16-5	.762
Clemson	37-14	14-10	.583
Virginia	27-23	13-11	.542
Georgia Tech	36-15	11-13	.458
Louisville	27-24	10-14	.417
Syracuse	24-20	7-15	.318
NC State	33-22	7-17	.292
North Carolina	23-28	6-18	.250
Boston College	20-27	6-18	.250
Pitt	14-27	2-20	.091

2023 Predicted Order of Finish

1. Florida State
2. **Virginia Tech**
3. Clemson
4. Duke
5. Notre Dame
6. Georgia Tech
7. Louisville
8. Virginia
9. Syracuse
10. NC State
11. North Carolina
12. Boston College
13. Pitt

2023 All-ACC Preseason Team

INF

Karina Gaskins, Notre Dame, Jr
Cameron Fagan, Virginia Tech, Jr.
 Mack Leonard, Florida State, Gr.
 Alia Logoleo, Clemson, R-Jr.
 Devin Flaherty, Florida State, Sr.

OF

Kaley Mudge, Florida State, Sr.
Emma Ritter, Virginia Tech, Jr.
 McKenzie Clark, Clemson, Jr.
 Leaa Hanks, Notre Dame, Sr.

C

Emma Kauf, Georgia Tech, Sr.

P

Katheryn Sandercock, FSU, R-Sr.
 Valerie Cagle, Clemson, R-Jr.
Emma Lemley, Virginia Tech, So.

DP (Tie)

Kalei Harding, Florida St., Jr.
Meredith Slaw, Virginia Tech, Sr.

ACC PLAYER OF THE WEEK

- Kelsey Brown was named the Co-ACC Player of the Week, the league announced on Tuesday. The senior earned the award for the first time in her career after leading the Hokies at the plate last week.
- The outfielder hit .700 as the leadoff hitter with 14 hits in 20 at bats. She also added two doubles, an RBI and nine runs scored with an .800 slugging percentage.
- She is also leading the team with a .455 batting average this season and is a perfect 12-for-12 in stolen bases.

TOUGH OUT

- Emma Ritter is ranked first in the ACC and third nationally as the toughest to strikeout.
- She has only three strikeouts in 28 at bats, recording a .391 batting average with 50 hits, including 10 doubles, two triples and three 10 home runs, adding 31 RBI.
- Ritter is building off of the 2022 season, in which she struck out only six times in 165 at bats.

HOME RUN RACE

- Four different Hokies are at the top of the leader board as far as home runs on the season, with Jayme Bailey and Bre Peck leading the way with 11, and Emma Ritter and Addy Greene not far behind with 10.
- Bailey and Peck took the lead this past weekend against UVA, with Peck hitting a three-run home run in game one and Bailey hitting a grand slam in game two
- Fourteen different Hokies have home runs on the season with 12 of those players with at least two or more

LEMLEY SHUTOUTS

- Emma Lemley recorded her fourth shutout of the season against Virginia, earning her 19th win of the season with the Hokies 7-0 showing over the Cavaliers
- Along with the shutout of Virginia, the sophomore has thrown one against East Carolina, UNCW and NC State
- Lemley has 212 strikeouts on the season and also adds two saves to her 19 wins. She leads the team with a .206 opponent batting average

BIG BATS

- The Hokies exploded for 21 runs against Longwood, sweeping the Lancers in two run-rule victories.
- Emma Ritter had a big night in both games, leading the team with six RBI between the two games. In game one, the junior went 4-for-4 with three doubles, tying the Virginia Tech single-game record. She followed that up with her 10th home run of the season in game two, bringing in two more runs
- Cameron Fagan had a home run in each game, recording four RBI on the night. Rachel Castine was also in the mix, with three hits on the night

and three RBI. Emma Yates recorded her first hit of the season, adding an RBI

ZOOMIN'

- The Hokies stole eight bases between the two games against Longwood, with six in game two which is a season-high.
- On the season, Tech has 39 stolen bases as Emma Ritter is a perfect 14-for-14 and Kelsey Brown is 10-for-10
- Brown was also back in the mix against Longwood, recording four hits, two of which on a bunt. The senior also scored five runs in her two games played.

RITTER RAKES

- Emma Ritter hit .400 over the four games played for the Hokies (3/28 - 4/2), bumping her overall batting average to .373 on the season
- The outfielder had four hits, including one double and adding two home runs in the final game of the series against Duke to help lead the Hokies to the win
- She finished with four RBI and a 1.100 slugging percentage, adding three walks and a .571 on base percentage.
- Ritter was also 2-for-2 on the weekend in stolen bases, adding to her perfect 12-for-12 in stolen bases

FIRST OF THE SEASON

- Both Meredith Slaw and Rachel Castine hit their first home runs of the season in the series against Duke.
- Slaw hit her first in game two against the Blue Devils, knocking the ball over the left field fence in a pinch-hit opportunity. Slaw ended her 2022 season with nine home runs and a .353 batting average
- Castine's first home run of the season in game three against Duke sparked the comeback for the Hokies. The sophomore got the start at shortstop and hit a home run in her first at bat of the game, as the Hokies came back from a 5-0 deficit to win 13-8.

THE RISE OF ADDY GREENE

- Addy Greene has solidified herself in the Hokies lineup this season, after starting in less than half of Tech's games a season ago.
- Greene has started in 31 of 32 games this season heading into the Duke weekend, and is tied for first on the team in home runs with 10, compared to a season ago with only two home runs.
- She is third on the team in batting average with a .322 and is third on the team in RBI with 24, both a significant progression from last season.
- The right fielder has a .724 slugging percentage and 28 hits, compared to only 18 hits through all of last season.

SPREADING THE LOVE

- All three of Virginia Tech's pitchers earned a win in the circle against Chattanooga, as Emma Lemley, Lyndsey Grein and Molly Jacobson all went 1-0
- Following the weekend Lemley was 15-2 on the year, with Grein moving to 6-2 and Jacobson moving



HOKIES IN THE POLLS

	NFCA	USA Softball	Softball America	DI Softball
P	11	11	11	13
W1	8	9	8	11
W2	10	12	16	15
W3	10	13	16	17
W4	11	13	15	16
W5	13	15	16	16
W6	11	14	15	16
W7	12	T16	20	19
W8	13	17	20	18
W9	14	17	22	20

Multiple Hit Games	2	3	4	5+	Total
90 Emma Ritter	9	3	1	-	13
2 Jayme Bailey	11	1	-	-	12
97 Cameron Fagan	10	1	-	-	11
88 Bre Peck	8	-	-	-	8
6 Addy Greene	5	1	-	-	6
21 Kelsey Brown	3	2	1	-	6
8 Kelsey Bennett	4	-	1	-	5
7 Teagan Thrunk	3	1	-	-	4
24 Morgan Overaitis	2	-	-	-	2
11 Kylie Aldridge	1	-	-	-	1
14 Emma Jackson	1	-	-	-	1
44 Rachel Castine	1	-	-	-	1
28 Grace Chavez	1	-	-	-	1
19 Madison Hanson	1	-	-	-	1
TEAM	60	9	3	0	72

Hitting Streaks	Longest	Current
90 Emma Ritter	15	-
2 Jayme Bailey	9	-
97 Cameron Fagan	8	8
6 Addy Greene	7	-
14 Emma Jackson	5	-
21 Kelsey Brown	5	-
44 Rachel Castine	4	-
88 Bre Peck	4	-
19 Madison Hanson	4	-
28 Grace Chavez	3	-
7 Teagan Thrunk	3	-
8 Kelsey Bennett	3	-
11 Kylie Aldridge	2	-
24 Morgan Overaitis	2	-
16 Meredith Slaw	1	-
20 Trinity Martin	1	1
15 Emma Yates	1	1

Multiple RBI Games	2	3	4	5+	Total
2 Jayme Bailey	6	4	1	-	11
97 Cameron Fagan	7	1	-	-	8
90 Emma Ritter	5	-	3	-	8
88 Bre Peck	1	3	2	1	7
6 Addy Greene	2	2	2	-	6
7 Teagan Thrunk	4	-	1	-	5
8 Kelsey Bennett	4	-	-	1	5
44 Rachel Castine	3	-	-	-	3
19 Madison Hanson	1	1	-	-	2
11 Kylie Aldridge	1	1	-	-	2
14 Emma Jackson	1	1	-	-	2
28 Grace Chavez	2	-	-	-	2
21 Kelsey Brown	1	-	-	-	1
TEAM	38	13	9	2	62

Reached Base Streaks	Longest	Current
97 Cameron Fagan	17	8
90 Emma Ritter	16	-
2 Jayme Bailey	13	-
88 Bre Peck	11	6
6 Addy Greene	9	-
14 Emma Jackson	6	-
8 Kelsey Bennett	5	-
21 Kelsey Brown	5	-
44 Rachel Castine	4	-
19 Madison Hanson	4	-
28 Grace Chavez	4	-
20 Trinity Martin	3	3
7 Teagan Thrunk	3	-
11 Kylie Aldridge	3	-
24 Morgan Overaitis	3	-
16 Meredith Slaw	3	-
10 Megan Furr	2	2
15 Emma Yates	1	1

to 3-1. Lemley also earned her second save of the season in the game one win

- The Hokies staff combined for 253 strikeouts through March 27 and rank first in the conference and second nationally with a 7.23 strikeout-to-walk ratio. They have also thrown six shutouts on the year.

WALK IT OUT

- The Hokies set a new program record in game one against Chattanooga, walking 15 times against the Mocs.
- The previous record was 14 walks in a single game, set against Seton Hall in 2015.
- Kylie Aldridge also tied a single game record with 4 walks in the game.
- Over the three games played against the Mocs, the Hokies walked 26 times and posted a .475 on base percentage over the weekend.

WHERE THEY RANK

- As of April 10, Emma Lemley ranks at the top of the NCAA and ACC in several different categories so far this season
- She is first in the conference and second nationally with 212 strikeouts. Lemley also leads the ACC in strikeout-to-walk ratio and victories
- The Hokies pitching staff also leads the conference with a 6.08 strikeout-to-walk ratio, which ranks second in the NCAA
- Offensively, Emma Ritter ranks at the top of the ACC and second nationally in toughest to strikeout

STOP US IF YOU'VE HEARD IT...

- The Hokies continue to launch the long ball, hitting 15 home runs over six games (3/7-3/11)
- Twelve different Hokies have recorded a home run this season, with the majority of Tech's starting line up now with a home run
- On the other end, the Tech pitching staff has only given up 24 home runs through the 180.1 innings pitched

ACC PITCHER OF THE WEEK (3x)

- For the third straight week, Lemley was named ACC Pitcher of the Week on March 14, her sixth career weekly honor.
- This is the first time since Keely Rochard in 2020 that a pitcher has earned the award for three straight weeks.
- Lemley recorded wins over Mount St. Mary's and two wins over North Carolina.
- She struck out 22 Tar Heels in her 14 innings of work.
- On the weekend, Lemley finished with a .44 ERA with 26 strikeouts in her two appearances.

ALL ABOUT THE BATS

- The Hokie offense continued to shine in their ACC opening series, finishing the three games played with a .325 batting average, compared to a .134 put up by NC State
- Tech recorded 25 hits, including eight extra base hits, scoring 24 runs and posting an on base percentage of .597
- Five different Hokies recorded a home run, adding to the season total of 33. Greene hit two home runs and led the way with five RBI.

- As of Monday, March 6, the Hokies were second in NCAA Division I with 1.83 home runs per game

COMEBACK KIDS

- The Hokie bats have come up big in two games this season, working from behind to tie the game up via the long ball
- Most recently, Tech came back from down 5-2 in the top of the seventh against No. 9/13 Texas, getting a two-run home run off the bat of Kelsey Bennett and a solo shot from Emma Jackson to tie the game up at 5-5
- The Hokies would win that game 6-5 in eight innings, as Cameron Fagan had the game-winning RBI
- Tech also came back from a six-run deficit to tie the game in the top of the seventh against No. 5 Oklahoma State. Jayme Bailey, Kelsey Bennett and Bre Peck all had home runs to help the cause

ACTION JACKSON

- Freshman Emma Jackson made an impact on the Hokies weekend in Texas, coming up clutch with the game-tying home run against Texas, her first career home run in her first career start as DP
- She followed that up with a three-run home run in the run rule win over Texas Southern the following day
- As the DP over the weekend, Jackson hit .333 with four hits, scoring three runs and tallying four RBI

RECORD WATCH

- Jayme Bailey and Kelsey Bennett are both closing in on obtaining career records at Virginia Tech softball
- Bennett is five home runs from setting a new career record in home runs. She is at 44 and Megan Evans (2002-05) holds the current record with 50
- She is now the new career record holder in runs batted in, with 162, taking over Evans' record of 161
- Bailey is two triples away and Kelsey Brown is three triples from the career record of 12 from Bronwyn Blair (1998-01) and Bailey is two doubles away from Michelle Meadows (1997-00) with 48

HOKIE HOMERS

- The Hokies hit at least one home run in every game in Texas, hitting three against Texas and Texas Southern for a total of 27 as of Feb 27 to lead the NCAA
- The Hokie lineup hit 10 home runs total throughout the weekend down in Clearwater
- Five of those home runs were recorded in game one against No. 5 Oklahoma State, all hit by different players throughout the game
- Madison Hanson, Bre Peck, Jayme Bailey, and Kelsey Bennett all hit two home runs while in Clearwater
- Pinch hitting was key for Hokies in Clearwater as Madison Hanson and Morgan Overaitis both came in to hit significant home runs

HOW ABOUT HANSON

- Junior Madison Hanson had a career weekend at the plate, recording a .333 batting average and four RBI for the Hokies in Clearwater
- Hanson hit a clutch pinch-hit two-run home run against Oklahoma State, her first career home run
- She continued her weekend as designated player



2023 HONORS & AWARDS**Preseason**

Cameron Fagan, Preseason All-ACC Team
 Cameron Fagan, Extra Innings Top 100
 Emma Lemley, Softball America Preseason All-American
 Emma Lemley, D1 Softball Preseason Top 100
 Emma Lemley, Softball America Top 100
 Emma Lemley, Extra Innings Top 100
 Emma Lemley, Preseason All-ACC Team
 Emma Lemley, USA Softball Player of the Year Top 50 Watch List
 Emma Ritter, Softball America Preseason All-American
 Emma Ritter, D1 Softball Preseason Top 100
 Emma Ritter, Softball America Top 100
 Emma Ritter, Extra Innings Top 100
 Emma Ritter, Preseason All-ACC Team
 Emma Ritter, USA Softball Player of the Year Top 50 Watch List
 Meredith Slaw, Preseason All-ACC Team

2022 HONORS & AWARDS**Postseason**

Kelsey Bennett, All-ACC Third Team
 Kelsey Brown, All-ACC Third Team
 Cameron Fagan, All-ACC Second Team
 Cameron Fagan, NFCA First Team All-Mid Atlantic Region
 Cameron Fagan, VaSID All-State First Team
 Mackenzie Lawter, All-ACC Second Team
 Mackenzie Lawter, NFCA Second Team All-Mid Atlantic Region
 Emma Lemley, ACC Freshman of the Year
 Emma Lemley, All-ACC First Team
 Emma Lemley, ACC All-Freshman Team
 Emma Lemley, NFCA Second Team All-Mid Atlantic Region
 Emma Lemley, VaSID Freshman of the Year
 Emma Lemley, VaSID All-State First Team
 Morgan Overaitis, All-ACC Second Team
 Bre Peck, All-ACC Second Team
 Bre Peck, ACC All-Freshman Team
 Bre Peck, NFCA First Team All-Mid Atlantic Region
 Bre Peck, VaSID All-State First Team
 Emma Ritter, All-ACC First Team
 Emma Ritter, NFCA First Team All-Mid Atlantic Region
 Emma Ritter, NFCA Third Team All-American
 Emma Ritter, VaSID Player of the Year
 Emma Ritter, VaSID All-State First Team
 Keely Rochard, ACC Pitcher of the Year
 Keely Rochard, First Team All-ACC
 Keely Rochard, NFCA First Team All-Mid Atlantic Region
 Keely Rochard, NFCA First Team All-American
 Keely Rochard, VaSID Pitcher of the Year
 Keely Rochard, VaSID All-State First Team
 Meredith Slaw, All-ACC First Team
 Meredith Slaw, NFCA First Team All-Mid Atlantic Region
 Meredith Slaw, VaSID All-State First Team
 Darby Trull, All-ACC Third Team
 Darby Trull, NFCA Third Team All-Mid Atlantic Region

Inseason

Keely Rochard, ACC Pitcher of the Week (2/14), (4/5)
 Emma Lemley, ACC Pitcher of the Week (3/9), (3/29), (4/26)
 Meredith Slaw, ACC Player of the Week (4/12)
 Keely Rochard, USA Softball Collegiate Player of the Year Top-10 Finalist
 Emma Lemley, Schutt Sports/NFCA Freshman of the Year Top-3 Finalist

where she hit another home run during the win against Nebraska

- The junior also contributed an important RBI against No. 2 UCLA
- Hanson ended the weekend with a 1.000 slugging percentage

LEMLEY Ks

- Emma Lemley set a new career-high, 17 strikeouts, against No. 10 Arizona
- Lemley also pitched a solid game in the win against USF recording 15 strikeouts, giving up one run and no walks
- The sophomore has now racked up 143 strikeouts, which ranks first in the ACC and second nationally

BAILEY'S BAT

- Jayme Bailey went 10-for-14 on opening weekend to kick off her fifth year as a Hokie
- Throughout the weekend, she recorded one double, one triple and one home run
- She contributed five RBI and three runs
- Bailey led the team with a .741 batting average on the weekend and also stole two bases

STAFF DEBUT

- The Hokie pitching staff consisting of Grein, Jacobson, Lemley and Peck worked together to average a 0.23 ERA on opening weekend
- The four pitchers only allowed four walks and three runs the entire weekend
- Newcomer Lyndsey Grein pitched the most innings for the staff with 14, striking out 11, nine of them against UNC Wilmington, a regional team a season ago
- Molly Jacobson and utility player Bre Peck also made their pitching debuts this season where they combined to toss a shutout against Purdue Fort Wayne
- This is Peck's first season on the pitching staff, playing primarily at 3rd base last season. Peck was the Pennsylvania Gatorade Player of the Year in 2019 and has a perfect game in the state quarterfinals on her resume

ROSTER RUNDOWN

- The Hokies return eight starters, including All-American Emma Ritter, as well as ACC Freshman of the Year Emma Lemley.
- Other returners include utility Jayme Bailey, infielder Kelsey Bennett, designated player Meredith Slaw, outfielder Kelsey Brown, utility Bre Peck and infielder Cameron Fagan
- Tech lost three starters from 2022, including All-American pitcher Keely Rochard, catcher Mackenzie Lawter (who returns this year as a Student Assistant Coach) and outfielder Darby Trull
- The Hokies welcome eight newcomers to the 2023 roster, with seven freshman and one transfer ready to make an impact

FRESH FACES

- The Hokies welcome seven freshman and one grad transfer to the 2023 roster
- Teagan Thrunck, an infielder from New Jersey, was

ranked the 58th best player in the 2022 signing class, a First Team All-American infielder by Extra Innings Softball and a PGF All-American. She finished her senior year with a .532 batting average with 42 hits, five triples and seven home runs, as well as a 1.091 slugging percentage

- A catcher out of North Carolina, Kylie Aldridge was a 2022 Extra Innings Softball High School All-American, as well the 3A East State Player of the Year in 2021. As a senior, posted a .520 batting average with 27 RBI, 34 hits, a .630 OBP and a 1.496 OPS
- Lyndsey Grein will see some time in the circle, joining the Hokies from Mokena, Illinois. She recorded a 1.25 ERA as a senior with 197 strikeouts in 2022. Grein helped her team to a second-place finish at the 2021 State Championship, totaling 292 strikeouts on the season. At the plate, she finished with a .427 batting average with 28 RBI.
- Megan Furr (Centreville, Va.), Payton List (Beaver, Pa.), Emma Jackson (Chincoteague, Va.) and Trinity Martin (Nathalie, Va.) join the Hokies for their freshman season and look to make an impact
- Shanan Hester joins the Hokies after a four-year career at Roanoke College. She played in 125 games over the course over her career, hitting over .300 each season. She was named NFCA All-Region and ODAC All-Tournament after a successful senior season

MACK IS BACK

- Head coach Pete D'Amour and Virginia Tech softball announced in Septmeber that All-ACC catcher, Mackenzie Lawter, will be returning as a student assistant coach for the 2022-23 season.
- A key component behind the plate for the Hokies, Lawter finished up her fifth year of eligibility during the 2022 season. Following her senior season, the catcher was named to the All-ACC Second Team, as well as NFCA Mid-Atlantic Region Second Team.
- At the 2022 Blacksburg Regional, Lawter played a big role in advancing the Hokies to Super Regionals. She hit a two-run home run to bring in the game-winning run over Miami (OH) in an elimination game. The next day, Lawter hit the go-ahead three-run home run against No. 15 Kentucky in game seven to put the Hokies in position to close out the Regional with a win.
- Lawter will work with all aspects of the program this season. She will graduate from Virginia Tech in May 2023 with a Master's in Reputation Management.

USA SOFTBALL TOP 50 WATCH LIST

- Emma Lemley and Emma Ritter earned a spot on the USA Softball Top 50 Watch List for Player of the Year for the first time in their respective careers.
- The Top 50 Watch List highlights athletes from 26 universities and nine athletic conferences from across the country. The ACC is represented with six athletes.
- The Top 25 finalists for Player of the Year will be announced on May 3, followed by the Top 10 on May 3 and Top 3 on May 17. The Player of the Year will be announced prior to the NCAA Women's College World Series.

IN THE POLLS

- The Hokies entered the 2023 season ranked No. 11 in both the USA Softball preseason poll and the NFCA poll



- On April 25, 2022 the Virginia Tech Softball team achieved their highest-ever national ranking, coming in at No. 2 after taking the ACC series at Florida State
- On March 7, 2022 the Hokies were ranked No. 1 in the NCAA RPI after the three-game sweep against Clemson. Tech then spent three straight weeks at No. 1
- The Hokies finished their historic season ranked No. 9 in the final polls

MORE D'AMOUR

- D'Amour is back for his fifth season after leading the Hokies to their second straight Super Regional appearance
- The Virginia Tech skipper has a .791 win percentage with a 151-40 record since his arrival at Virginia Tech
- For the second straight season, D'Amour and his staff were honored with the NFCA Mid-Atlantic Staff of the Year award
- D'Amour is the 2022 ACC Coach of the Year, producing a conference high 11 All-ACC team members

REGULAR SEASON CHAMPS

- The Hokies clinched their second ACC Regular Season Championship, run-ruling Boston College 9-0 to officially clinch the championship.
- Tech last won the regular season in 2019, finishing 20-4 in the Coastal Division. The Hokies clinched the 2019 championship at Boston College as well with a sweep of the Eagles.
- The 21-2 record in ACC play is the highest winning

percentage in conference play in school history.

BEST ACC START

- Tech's 13-0 start in conference games during the 2022 season is the league's best start since Florida State began league play 10-0 back in 2018.
- The Hokies 13 straight ACC wins tied the 13 consecutive league contests the team won during a stretch of the 2014 season.
- Tech hadn't started undefeated through 13 games in conference play since joining the ACC

NATIONAL STAGE

- Emma Lemley was invited to join the USA National Softball team to compete in the 2022 Canada Cup
- Lemley helped the National Team earn gold at the Canada Cup, pitching the first game of the tournament, throwing three innings and recording 7 strikeouts.

RANKED MATCHUPS

- The Hokies had 19 games in 2022 against an opponent ranked in the top 25 in either the NFCA/USA Today poll or the USA Softball/ESPN.com poll
- Tech finished 14-8 in ranked matchups with wins over then-RV/24 Northwestern, No. 11/12 Missouri, No. 19/20 Kentucky, No. 14/9 Clemson (3), No. 22/20 UCF (2) and No. 2/3 Florida State (2), No. 15/15 Kentucky (2) and No. 12/14 Florida
- Virginia Tech finished at No. 2 in the final NCAA RPI

SERIES SWEEPS

- The Hokies did not drop a single ACC series in 2022, securing the ACC Regular Season Title
- Tech only fell in two ACC games of the 23, taking losses to Florida State and Virginia
- Tech swept Clemson for the first time in school

history by outscoring the Tigers 14-3 over the three games played

- To put that in perspective, Clemson was not swept at all in 2021 in ACC play, posting a 29-5 record with six sweeps

RACKING UP THE Ks

- The Hokies led the conference in strikeouts last year, tallying 540 total over 376.1 innings pitched
- Tech also led the ACC and was seventh nationally in strikeout to walk ratio with a 4.76
- Sophomore returner Emma Lemley recorded 212 of those strikeouts and is poised to carry a heavier load this season

EMMA ²

- Emma Lemley and Emma Ritter have been racking up the preseason accolades this year for the Hokies
- Along with making the preseason All-ACC team and the Top 50 Watch List for Collegiate Player of the Year, the two were also recognized by D1 Softball, Extra Innings and Softball America
- Lemley ranked No. 36 and Ritter ranked No. 38 on the Softball America Top 100 Players List
- On the D100 Player rankings, Lemley earned the No. 30 spot, while Ritter was No. 42
- The Extra Elite 100 Player Rankings saw Lemley at No. 36, Ritter at No. 49 and Cameron Fagan at No. 68

HISTORIC NO-NOS

- The back-to-back no-hitters against Longwood (3/22/22) were the first-ever time the Hokies' no-hit both games of a doubleheader since the program's inception in 1995.
- Tech pitchers had not tossed no-hitters in con-

STARTERS SUMMARY

Player	GS	Position										Batting Order																			
		p	c	1b	2b	3b	ss	lf	cf	rf	of	dh	1st	2nd	3rd	4th	5th	6th	7th	8th	9th										
2 Jayme Bailey	41	.	.	41	1	2	6	19	5	6	1	1	.	
97 Cameron Faga	40	.	.	.	40	2	34	1	.	2	.	1	.	.
90 Emma Ritter	40	26	14	29	1	.	6	3	1	.	.	.	
6 Addy Greene	39	.	.	.	1	1	.	2	.	34	.	1	1	10	4	12	11	1	.	.	
8 Kelsey Bennett	37	.	1	.	.	36	1	1	5	24	6	.	
11 Kylie Aldridge	34	.	34	3	9	22	
88 Bre Peck	34	2	.	.	.	2	.	.	26	1	7	6	8	9	3	.	.	
7 Teagan Thrunk	34	34	1	.	1	19	13	
27 Emma Lemley	21	21	
44 Rachel Castine	15	.	6	.	.	2	7	4	6	5	
14 Emma Jackson	14	2	2	4	5	2	1	.	.	
18 Lyndsey Grein	13	13	
21 Kelsey Brown	12	11	1	8	.	.	.	1	.	.	.	1	
24 Morgan Overait	9	1	2	1	.	2	3	.	.	.	
28 Grace Chavez	8	8	
19 Madison Hanso	7	1	1	1	2	2	.	.	
16 Meredith Slaw	7	5	.	.	2	.	.	
17 Molly Jacobson	5	5	



secutive games in over 20 years, dating all the way back to May 7 and May 11, 2000 in shutouts vs. St. Bonaventure and Dayton.

- Rosenberry and Lemley, who both threw their first career no-hitters, joined a group of 11 other pitchers in Hokies history that have thrown no-hitters, including teammate Keely Rochard.
- With Rochard's no-hitter against UCF (4/3/22), it marked the third no-hitter in five games for the Hokies, all by different pitchers

D'AMOUR HOLDS OWN VS. TOP 25

- Tech coach Pete D'Amour is 22-19 versus the NFCA/USA Today and USA Softball/ESPN.com Top 25 polls since his arrival to Tech with a win over No. 9/13 Texas and No. 13/13 Duke so far this season

HOKIE HISTORY

- Tech had yet another historic season in 2022, finished the year with 46 wins and hosting a Regional and a Super Regional for the first time in program history
- The Hokies also set a record in ACC Play, going 21-2 on the way to a Regular Season Title, the best conference winning percentage in school history

Below are the most wins in school history.

Year	Wins	Overall Record	Postseason
1999	54	54-16 (14-2 A-10)	L, A-10 title game

2008	49	49-19 (16-5 ACC)	WCWS (OKC)
2007	49	49-16 (15-5 ACC)	Regionals (Columbus)
2019	47	47-11 (20-4 ACC)	Regionals (Lexington)
2022	46	46-10 (21-2 ACC)	Supers (Blacksburg)
2005	44	44-25 (4-13 ACC)	Regionals (Knoxville)
2012	42	42-21 (12-8 ACC)	Regionals (Knoxville)
2002	42	42-18 (12-8 BIG EAST)	L, BIG EAST title game
2000	41	41-22 (12-4 A-10)	L, A-10 title game

ALL FOR ARTHUR



- Arthur Erwin is 6 1/2 years old and Hokie Softball's biggest fan. Arthur and his parents (Abbey and Zach Erwin) attended a game in March 2022. Coach D'Amour saw Arthur in the stands and went up to introduce himself and gave Arthur an autographed ball from Keely Rochard.
- Following the game, Arthur was invited on the field to take a photo with the team and from there, Arthur attended every softball game he could, including the ACC Tournament in Pittsburgh.
- Arthur loves all Hokie sports, but softball is his favorite. He will send the team videos of encouragement before games.
- Arthur was diagnosed with cerebral palsy and is

thankful for C.A.T.S.- Children's Assistive Technology Service, which is a non-profit in Virginia that accepts donations of gently used pediatric adaptive equipment, cleans and refurbishes it, and provides it to children with disabilities that need it at no cost.

- CATS has provided Arthur with tens of thousands of dollars' worth of equipment as he has grown up. More info and to donate: <https://atdevicesforkids.org/>
- Twice a year, Arthur goes to UVA for intensive therapy sessions that last anywhere from 2-4 weeks. While at UVA, he insists on wearing Hokie gear the entire time and you will often find him walking or biking through the hallway of the children's hospital yelling "Let's Go Hokies"

BY THE NUMBERS

- The Hokies had their best season as far as attendance in 2022, posting a regular season total of 8,933. The capacity for Tech Softball Park is 1,024 and Tech had three sellouts throughout the regular season
- During the Blacksburg Regional and Super Regional, that number total rose to 14,945. Temporary bleachers were set up in TSP, increasing capacity to 1,987.
- Attendance at Tech Softball Park has steadily increased since 2014

TECH SOFTBALL PARK



QUICK FACTS

Surface	Grass outfield, dirt infield
Dimensions (LF-CF-RF)	200-220-200
First Game	March 25, 1998, W, 8-6 (8 Inn.) vs. Charlotte
Seasons in Use	26th Season
Record at TSP	318-149 Games: 464
vs. Ranked Teams	19-37 Games: 56

UNDER D'AMOUR

At TSP	56-19
ACC Record at home	36-15
vs. Nonconference at home	20-4
vs. Ranked Teams at home	5-7

The Virginia Tech softball team has the luxury of playing and practicing in some of the finest facilities on the East Coast. Using the Tech Softball Park, Softball Indoor Facility and a state-of-the-art weight room, the Hokies train in terrific facilities designed to help them win championships. Combined with a new locker room and one of the best scoreboard and video boards in the country, the Hokies have it all when it comes to what they need to win.

Tech Softball Park, which was completed in the fall of 1997, has dimensions of 200 feet down the lines and 220 feet to center field. In January of 2008, an additional 746 permanent seats were installed, bringing the capacity up from 336 to 1,024. The new bleachers match the ones that were already in place and now extend down to the end of both dugouts.

Thanks to an anonymous donation, TSP now has seatbacks in the section behind home plate, which was completed in fall 2017.



RESULTS

Date	Opponent	Score	Inns	Overall	Conference	Pitcher of record	Attend	Time
Feb 9, 2023	vs East Carolina	w 8-0	5	1-0-0	0-0-0	E. Lemley (W 1-0)	100	1:31
Feb 9, 2023	at UNCW	w 5-1	7	2-0-0	0-0-0	L. Grein (W 1-0)	310	1:42
Feb 10, 2023	at UNCW	w 6-0	7	3-0-0	0-0-0	E. Lemley (W 2-0)	170	1:50
Feb 10, 2023	vs East Carolina	w 4-2	7	4-0-0	0-0-0	L. Grein (W 2-0)	100	1:41
Feb 11, 2023	vs Purdue - Fort Wayne	w 9-0	5	5-0-0	0-0-0	B. Peck (W 1-0)	100	1:20
Feb 17, 2023	vs #3 Oklahoma State	L 9-10	7	5-1-0	0-0-0	M. Jacobson (L 0-1)	5444	2:50
Feb. 17, 23	vs NEBRASKA	w 6-4	7	6-1-0	0-0-0	E. Lemley (W 3-0)	5444	2:14
Feb 18, 2023	vs #2 UCLA	L 4-8	7	6-2-0	0-0-0	B. Peck (L 1-1)	5632	2:17
Feb 18, 2023	vs #10 Arizona	L 2-6	7	6-3-0	0-0-0	E. Lemley (L 3-1)	5632	1:57
Feb 19, 2023	vs South Florida	w 4-1	7	7-3-0	0-0-0	E. Lemley (W 4-1)	5147	2:12
Feb 24, 2023	vs Abilene Christian	w 11-0	5	8-3-0	0-0-0	L. Grein (W 3-0)	0	1:47
Feb 24, 2023	at #9 Texas	w 6-5	(8)	9-3-0	0-0-0	E. Lemley (W 5-1)	1386	2:27
Feb 25, 2023	vs Texas Southern	w 8-0	5	10-3-0	0-0-0	M. Jacobson (W 1-1)	0	1:12
Feb 25, 2023	at #9 Texas	L 2-8	7	10-4-0	0-0-0	L. Grein (L 3-1)	1780	2:04
Feb 26, 2023	vs Abilene Christian	w 4-1	7	11-4-0	0-0-0	E. Lemley (W 6-1)	0	2:03
* Mar 03, 2023	NC STATE	w 7-0	7	12-4-0	1-0-0	E. Lemley (W 7-1)	215	1:50
* Mar 04, 2023	NC STATE	w 7-3	7	13-4-0	2-0-0	E. Lemley (W 8-1)	714	1:53
* Mar 05, 2023	NC STATE	w 10-1	6	14-4-0	3-0-0	E. Lemley (W 9-1)	678	1:48
Mar 07, 2023	MOUNT ST. MARY'S-1	w 6-5	7	15-4-0	3-0-0	L. Grein (W 4-1)	161	1:57
Mar 07, 2023	MOUNT ST. MARY'S-2	w 10-2	5	16-4-0	3-0-0	E. Lemley (W 10-1)	161	1:47
Mar 08, 2023	at Gardner-Webb	w 15-3	5	17-4-0	3-0-0	L. Grein (W 5-1)	50	1:59
* Mar 10, 2023	at North Carolina	w 4-1	7	18-4-0	4-0-0	E. Lemley (W 11-1)	402	2:34
* Mar 11, 2023	at North Carolina-1	L 0-4	7	18-5-0	4-1-0	L. Grein (L 5-2)	365	2:39
* Mar 11, 2023	at North Carolina-2	w 3-1	7	19-5-0	5-1-0	E. Lemley (W 12-1)	430	2:26
* Mar 18, 2023	at Georgia Tech-1	w 7-4	7	20-5-0	6-1-0	E. Lemley (W 13-1)	325	2:21
* Mar 18, 2023	at Georgia Tech-2	w 8-2	7	21-5-0	7-1-0	M. Jacobson (W 2-1)	390	2:10
* Mar 19, 2023	at Georgia Tech	w 5-1	7	22-5-0	8-1-0	E. Lemley (W 14-1)	327	1:58
Mar 22, 2023	CHARLOTTE	L 2-3	7	22-6-0	8-1-0	E. Lemley (L 14-2)	384	2:00
Mar 24, 2023	CHATTANOOGA	w 12-7	7	23-6-0	8-1-0	L. Grein (W 6-2)	627	2:31
Mar 25, 2023	CHATTANOOGA-1	w 4-1	7	24-6-0	8-1-0	E. Lemley (W 15-2)	679	2:08
Mar 25, 2023	CHATTANOOGA-2	w 9-5	7	25-6-0	8-1-0	M. Jacobson (W 3-1)	679	2:10
Mar 28, 2023	LIBERTY	w 9-5	7	26-6-0	8-1-0	E. Lemley (W 16-2)	317	2:34
* Apr 01, 2023	#13 DUKE	L 1-7	7	26-7-0	8-2-0	E. Lemley (L 16-3)	672	2:30
* Apr 02, 2023	#13 DUKE-1	L 1-5	7	26-8-0	8-3-0	L. Grein (L 6-3)	712	2:07
* Apr 02, 2023	#13 DUKE-2	w 13-8	7	27-8-0	9-3-0	E. Lemley (W 17-3)	712	2:35
Apr 04, 2023	LONGWOOD-1	w 10-2	6	28-8-0	9-3-0	L. Grein (W 7-3)	515	1:51
Apr 04, 2023	LONGWOOD-2	w 11-1	5	29-8-0	9-3-0	M. Jacobson (W 4-1)	515	1:28
* Apr 06, 2023	at Virginia	w 9-8	(8)	30-8-0	10-3-0	E. Lemley (W 18-3)	894	3:11
* Apr 07, 2023	at Virginia	L 5-6	(8)	30-9-0	10-4-0	M. Jacobson (L 4-2)	1083	3:24
* Apr 08, 2023	at Virginia	w 7-0	7	31-9-0	11-4-0	E. Lemley (W 19-3)	1201	2:26
Apr 11, 2023	#7 TENNESSEE	L 0-11	5	31-10-0	11-4-0	E. Lemley (L 19-4)	1470	1:42

() extra inning game



THE LAST TIME VIRGINIA TECH..

Recorded 10+ hits in a game	12 at Virginia (4/8/23)
Recorded 15+ hits in a game	15 at Virginia (4/8/23)
Scored 10+ runs in a game	11 vs. Longwood (4/4/23)
Scored 15+ runs in a game	15 at Gardner-Webb (3/8/23)
Drew eight walks or more in a game	15 vs Chattanooga (3/24/23)
Stole five or more bases in a game	6 vs. Longwood (4/4/23)
Hit just 3 home runs in a game	3 vs. Duke (4/2/23)
Hit just 4 home runs in a game	4 vs. NC State (3/4/23)
Hit 4+ home runs in a game	7 vs. Gardner-Webb (3/8/23)
Had 3+ players with 3+ hits in a game	Fagan - 3, Peck - 3, Bennett - 3, Slaw - 3, at No. 2/3 FSU (4/9/22)
Turned a triple play	No. 1 Florida State, L, 12-5 [5] [1] (3/10/17)
Highest ranked opponent defeated	No. 2/3 FSU, 23-9, (4/9/22)
Defeated ranked opponent at home	No. 13 Duke (4/2/23)
Highest ranked opponent defeated at home	No. 6 JMU, 2-1 (4/6/16)
Defeated ranked opponent on the road	No. 9/13 Texas, 6-5 (8), (2/24/23)
Highest ranked opponent defeated on the road	No. 2/3 FSU, 23-9, (4/9/22)
Defeated ranked opponent at neutral site	vs. No. 19 Kentucky, 6-1, in Leesburg, Fla. (2/13/22)
Highest ranked opponent defeated at neutral site	No. 4 Michigan, 6-2, at Gainesville, Fla. (2/20/99)
Defeated a top-10 team	No. 9/13 Texas, 6-5 (8), (5/24/23)
Won a run-rule game	vs. Longwood, 11-1 [5 inn.] (4/4/23)
Lost a run-rule game	vs. No. 7 Tennessee, 11-0 [5 inn.] (4/11/23)
Won an extra-inning game	at Virginia, 9-8 [8 inn.] (4/6/23)
Lost an extra-inning game	at Virginia, 6-5 [8] (4/7/23)
Was no-hit by	Alexa Romero, vs. Syracuse, L, 2-0 (3/9/18)

THE LAST TIME A TECH PLAYER..

Recorded five hits in a game	Caroline Schoenewald, vs. Lamar (2/8/18)
Recorded four hits in a game	Kelsey Bennett at Virginia (4/8/23)
Drove in 5+ runs in a game	5, Bre Peck at Virginia (4/6/23)
Scored 4+ runs in a game	4, Jayme Bailey at NC State (3/14/21)
Hit a grand slam	Jayme Bailey at Virginia (4/7/23)
Hit 2+ home runs in a game	2, Emma Ritter vs. Duke (4/2/23)
Player hit back-to-back home runs	6 inn. & 7 inn. Bre Peck at Georgia Tech (3/18/23)
Players hit back-to-back home runs	Jayme Bailey and Emma Ritter vs. Duke [3rd inn.] (4/2/23)
Players hit back-to-back-to-back home runs	3rd inn. J. Bailey, K. Bennett and M. Overaitis vs. Radford [2] (3/17/21)
Hit for the cycle	Never
Had 2+ doubles in a game	2, Kelsey Brown at Virginia (4/8/23)
Had 2+ triples in a game	2, Courtney Brinkman at ETSU (4/25/02)
Drew 4+ walks in a game	4, Kylie Aldridge vs Chattanooga (3/24/23)
Stole 3+ bases in a game	3, Kelsey Brown vs. Georgia Tech [2] (4/17/21)
Had a walk-off home run	Cameron Fagan vs. NC State (3/5/23)
Had a walk-off grand slam	Betty Rose vs. Cornell, 8-4 (3/20/12)
Had a walk-off hit	Emma Ritter vs. Longwood, 10-2 [5 inn.] (4/4/23)

THE LAST TIME A TECH PLAYER..

Struck out 15+ batters	17 Emma Lemley vs. Arizona (2/18/23)
Struck out 10+ batters	12, Emma Lemley vs. Chattanooga (3/25/23)
Threw a no-hitter	Keely Rochard vs. Saint Francis (5/20/22)
Threw a 7-inning no-hitter	Keely Rochard vs. Saint Francis (5/20/22)
Threw a 7-plus-inning no hitter	Angela Tincher vs. Florida State (5/10/08)
Threw a perfect game	Keely Rochard vs. No. 20/17 JMU [5 Inn.] (4/10/19)
Threw a 7-plus-inning perfect game	Angela Tincher vs. Florida State [8 Inn.] (3/24/07)

THE LONGEST TECH GAMES..

14 Innings	Virginia Tech 3, Florida State 2; First Round of 2005 ACC Championship (College Park, Md.)
13 Innings	Virginia Tech 3, Marshall 2; 2013 NCAA Tournament (Lexington, Ky.)
12 Innings	BC 2, VT 1; 2003 (Chestnut Hill), VT 1, Louisville 0; 2005 NAAs (Knoxville), Arizona 4, VT 3; 2008 (Tucson)
11 Innings	3 times, last: UCF 5, VT 4; 2022 (UCF) 9
10 Innings	10 times; last: Virginia Tech 6, Pitt 3; 2015 (Pittsburgh, Pa.)
9 Innings	29 times; last: Virginia Tech 6, No. 2/3 FSU 3 (4/8/22)

What's a Hokie?



The answer leads all the way back to 1896 when Virginia Agricultural and Mechanical College changed its name to Virginia Polytechnic Institute. With the change came the necessity for writing a new cheer and a contest for such a purpose was held by the student body.

Senior O.M. Stull won first prize for his "Hokie" yell which is still used today. Later, when asked if "Hokie" had any special meaning, Stull explained the word was solely the product of his imagination and was used only as an attention-getter for his yell. It soon became a nickname for all Tech teams and for those people loyal to Tech athletics.

The official university school colors - Chicago Maroon and Burnt Orange - also were introduced in 1896. The colors were chosen by a committee because they made a 'unique combination' not worn elsewhere at the time. The official definition of "Hokie" is "a loyal Virginia Tech Fan".


'19 CLASS OF ACC COACHES

- The Atlantic Coast Conference entered 2019 with five new softball head coaches from its then-12 member institutions, including Louisville's Holly Aprile, NC State's Jennifer Patrick-Swift, Pitt's Jodi Hermanek, Syracuse's Shannon Doepking and Virginia Tech's Pete D'Amour.
- Previously, Aprile was the head coach at Pitt, Patrick-Swift was the head coach at St. Francis, Hermanek was the head coach at Ohio, Doepking was the head coach at Dartmouth and D'Amour was the head coach at Kennesaw State.

Name	Team	Overall	Win. %
Pete D'Amour	Virginia Tech	104-28	.788
Jennifer Patrick-Swift	NC State	76-58	.567
Holly Aprile	Louisville	66-64-1	.508
Shannon Doepking	Syracuse	52-66	.441
Jodi Hermanek	Pitt	38-82	.317

SOFTBALL INDOOR FACILITY

- The facility, which is attached to Rector Field House (track & field) and immediately adjacent to Tech Softball Park, opened the fall of 2018 and provides the Hokies with an indoor infield for practice during inclement weather, along with four cages for hitting and pitching practice.
- The one-story building also features two coaches rooms, an equipment room, a team room, a film room, a mudroom and team facilities. The facility will be available to the program year-round and will have uses for practice, team events and gameday necessities. The new facility will encompass more than 16,000 square feet.
- The facility was designed by Cannon Designs and was built by Branch Associates of Salem, Virginia. This project was a part of a larger plan that vastly improved Rector Field House (track & field) and all of the adjacent athletics facilities. Total cost was roughly \$18 million.



D'AMOUR'S RECORD WHEN...

Total:	261-87
Conference:	103-30
Nonconference:	155-57
Home:	101-35
Away:	95-33
Neutral:	65-19
Day:	190-62
Night:	71-25
1-Run games:	43-28
2-Run games:	29-15
5+Run games:	133-26
Extra innings:	14-10
Shutouts:	88-17
Scoring 0-2 runs:	192-49
Scoring 3-5 runs:	81-29
Scoring 6-9 runs:	114-6
Scoring 10+ runs:	50-0
Opponent 0-2 runs:	191-11
Opponent 3-5 runs:	57-32
Opponent 6-9 runs:	12-34
Opponent 10+ runs:	0-10
Scored in 1st inning:	123-13
Scores first:	215-24
Opp. scores first:	44-62
After 4 leading:	202-11
After 4 trailing:	17-63
After 4 tied:	33-14
After 5 leading:	200-8
After 5 trailing:	10-63
After 5 tied:	23-11
After 6 leading:	182-6
After 6 trailing:	7-64
After 6 tied:	15-8
Hit 0 home runs:	73-51
Hit 1 home run:	65-28
Hit 2+ home runs:	112-6
Opponent 0 home runs:	181-33
Opponent 1 home run:	56-26
Opponent 2+ HRs:	27-29
Made 0 errors:	133-32
Made 1 error:	76-28
Made 2+ errors:	48-28
Opp. made 0 errors:	80-35
Opp. made 1 error:	90-26
Opp. made 2+ errors:	93-24
Out-hit opponent:	228-14
Out-hit by opponent:	21-64
Hits are tied:	11-9

GAMES SUMMARY



VT Softball Games Summary for Virginia Tech (as of Apr 12, 2023) (All games)

Score by innings	1	2	3	4	5	6	7	8	Total
Virginia Tech	31	25	41	53	46	42	20	5	263
Opponents	27	9	17	27	25	14	19	4	142

Record when ...

Overall	31-10	After 4 leading	23-0
Conference	11-4 trailing	2-10
Non-Conference	20-6 tied	6-0
Home games	12-4	After 5 leading	19-0
Away games	11-3 trailing	2-9
Neutral site	8-3 tied	3-0
Day games	25-6	After 6 leading	20-0
Night games	6-4 trailing	1-9
vs Left starter	8-3 tied	1-0
vs Right starter	23-7	Hit 0 home runs	5-2
1-Run games	3-3	... 1 home run	6-7
2-Run games	3-0	... 2+ home runs	20-1
5+Run games	15-3	Opponent 0 home runs	16-1
Extra innings	2-1 1 home run	9-4
Shutouts	7-2 2+ HRs	6-5
Scoring 0-2 runs	0-7	Made 0 errors	18-3
..... 3-5 runs	8-2 1 error	6-5
..... 6-9 runs	15-1 2+ errors	7-2
..... 10+ runs	8-0	Opp. made 0 errors	6-5
Opponent 0-2 runs	20-0 1 error	12-3
..... 3-5 runs	8-3 2+ errors	13-2
..... 6-9 runs	3-5	Out-hit opponent	23-0
..... 10+ runs	0-2	Out-hit by opponent	5-10
Scored in 1st inning	14-0	Hits are tied	3-0
Opp. scored in 1st	8-4		
Scores first	25-1		
Opp. scores first	6-9		

Record when team scores:

Runs	0	1	2	3	4	5	6	7	8	9	10+
W-L	0-2	0-2	0-3	1-0	5-1	2-1	4-0	4-0	3-0	4-1	8-0

Record when opponent scores:

Runs	0	1	2	3	4	5	6	7	8	9	10+
W-L	7-0	9-0	4-0	2-1	2-1	4-1	0-2	1-1	2-2	0-0	0-2

Record when leading after:

Inn.	1	2	3	4	5	6
W-L	12-0	15-0	20-0	23-0	19-0	20-0

Record when trailing after:

Inn.	1	2	3	4	5	6
W-L	4-4	3-5	3-7	2-10	2-9	1-9

Record when tied after:

Inn.	1	2	3	4	5	6
W-L	15-6	13-5	8-3	6-0	3-0	1-0

WHERE THEY AT

- Tech has 25 players on the squad who represent 12 states
- Virginia is where the most players (12) are from on the team, making up 48 percent.
- The next most popular spot, two other states with more than one player, is North Carolina and Pennsylvania with two.



WHEN THE LONG BALL...

- If a player under Coach D'Amour hits a home run, the outcome is likely over. D'Amour is 65-28 when there is one homer and 112-6 if two or more.

STATES

Virginia (12)

#5 Jenna Pearson	#6 Addy Greene
#10 Megan Furr	#14 Emma Jackson
#15 Emma Yates	#16 Meredith Slaw
#19 Madison Hanson	#20 Trinity Martin
#21 Kelsey Brown	#22 Majja Louko
#27 Emma Lemley	#44 Rachel Castine

STATES

North Carolina (2)	
#11 Kylie Aldridge	#12 Shanan Hester
Pennsylvania (2)	
#13 Payton List	#88 Bre Peck
New Jersey (1)	
#7 Teagan Thrunk	#97 Cameron Fagan
Iowa (1)	
#17 Molly Jacobson	#90 Emma Ritter
Michigan (1)	
#24 Morgan Overaitis	#28 Grace Chavez
Illinois (1)	
#18 Lyndsey Grein	#2 Jayme Bailey
Georgia (1)	
#8 Kelsey Bennett	



TEAM/INDIVIDUAL HIGHS

Batting

At bats:	37	-	at Virginia (Apr 06, 2023)
Runs scored:	15	-	at Gardner-Webb (Mar 08, 2023)
Hits:	15	-	vs Liberty (Mar 28, 2023)
	15	-	at Virginia (Apr 06, 2023)
RBIs:	15	-	at Gardner-Webb (Mar 08, 2023)
Doubles:	5	-	vs Abilene Christian (Feb 24, 2023 at Austin, TX)
	5	-	vs Liberty (Mar 28, 2023)
Triples:	1	-	(7 times)
Home runs:	7	-	at Gardner-Webb (Mar 08, 2023)
Total bases:	34	-	at Gardner-Webb (Mar 08, 2023)
Walks:	15	-	vs Chattanooga (Mar 24, 2023)
Strikeouts:	9	-	vs UCLA (Feb 18, 2023 at Clearwater, Fla.)
	9	-	at Georgia Tech (Mar 18, 2023)
Sac hits:	1	-	(5 times)
Sac flies:	2	-	vs Chattanooga (Mar 25, 2023)
Stolen bases:	6	-	vs Longwood (Apr 04, 2023)
Hit by pitch:	2	-	at Gardner-Webb (Mar 08, 2023)
	2	-	vs Chattanooga (Mar 25, 2023)
	2	-	at Virginia (Apr 06, 2023)
Caught stealing:	1	-	at UNCW (Feb 9, 2023)
	1	-	vs NEBRASKA (Feb. 17, 23 at Clearwater, Fla.)
	1	-	vs Longwood (Apr 04, 2023)
Runners LOB:	12	-	at Virginia (Apr 06, 2023)
Hit into DP:	1	-	(13 times)

Fielding

Putouts:	24	-	at Texas (Feb 24, 2023)
	24	-	at Virginia (Apr 06, 2023)
Assists:	11	-	vs Longwood (Apr 04, 2023)
	11	-	at Virginia (Apr 07, 2023)
Errors:	3	-	vs Chattanooga (Mar 25, 2023)
	3	-	at Virginia (Apr 07, 2023)
Passed balls:	1	-	at North Carolina (Mar 11, 2023)
	1	-	vs Duke (Apr 01, 2023)
DPs turned:	2	-	vs Purdue - Fort Wayne (Feb 11, 2023 at Wilmington, N.C.)

Pitching

Innings pitched:	8.0	-	at Texas (Feb 24, 2023)
	8.0	-	at Virginia (Apr 06, 2023)
Runs allowed:	11	-	vs Tennessee (Apr 11, 2023)
Earned runs:	11	-	vs Tennessee (Apr 11, 2023)
Walks allowed:	4	-	at Virginia (Apr 07, 2023)
	4	-	vs Tennessee (Apr 11, 2023)
Strikeouts:	17	-	vs Arizona (Feb 18, 2023 at Clearwater, Fla.)
Hits allowed:	15	-	vs Oklahoma State (Feb 17, 2023 at Clearwater, FL)
	15	-	vs UCLA (Feb 18, 2023 at Clearwater, Fla.)
Doubles allowed:	5	-	vs Tennessee (Apr 11, 2023)
Triples allowed:	1	-	at UNCW (Feb 9, 2023)

Batting

At bats:	5	-	(5 times)
Runs scored:	3	-	(7 times)
Hits:	4	-	Emma Ritter vs Longwood (Apr 04, 2023)
	4	-	Kelsey Brown at Virginia (Apr 06, 2023)
	4	-	Kelsey Bennett at Virginia (Apr 08, 2023)
RBIs:	5	-	Kelsey Bennett vs Chattanooga (Mar 24, 2023)
	5	-	Bre Peck at Virginia (Apr 06, 2023)
Doubles:	3	-	Emma Ritter vs Longwood (Apr 04, 2023)
Triples:	1	-	(7 times)
Home runs:	2	-	(4 times)
Total bases:	8	-	(5 times)
Walks:	4	-	Kylie Aldridge vs Chattanooga (Mar 24, 2023)
Strikeouts:	4	-	Morgan Overaitis at Georgia Tech (Mar 19, 2023)
Sac hits:	1	-	(5 times)
Sac flies:	1	-	(13 times)
Stolen bases:	2	-	Kelsey Brown vs Mount St. Mary's (Mar 07, 2023)
	2	-	Cameron Fagan vs Longwood (Apr 04, 2023)
Hit by pitch:	1	-	(17 times)
Caught stealing:	1	-	Bre Peck at UNCW (Feb 9, 2023)
	1	-	Teagan Thrunck vs NEBRASKA (Feb. 17, 23 at Clearwater, Fla.)
	1	-	Cameron Fagan vs Longwood (Apr 04, 2023)
Runners LOB:	6	-	Jayne Bailey at Virginia (Apr 06, 2023)

Fielding

Putouts:	17	-	Kylie Aldridge vs Arizona (Feb 18, 2023 at Clearwater, Fla.)
Assists:	6	-	Kelsey Bennett vs Longwood (Apr 04, 2023)
Errors:	2	-	Cameron Fagan vs Chattanooga (Mar 25, 2023)
	2	-	Kelsey Bennett at Virginia (Apr 07, 2023)
	2	-	Teagan Thrunck at Virginia (Apr 08, 2023)
Passed balls:	1	-	Rachel Castine at North Carolina (Mar 11, 2023)
	1	-	Kylie Aldridge vs Duke (Apr 01, 2023)

Pitching

Innings pitched:	8.0	-	Emma Lemley at Texas (Feb 24, 2023)
	8.0	-	Emma Lemley at Virginia (Apr 06, 2023)
Runs allowed:	9	-	Lyndsey Grein vs Oklahoma State (Feb 17, 2023 at Clearwater, FL)
Earned runs:	9	-	Lyndsey Grein vs Oklahoma State (Feb 17, 2023 at Clearwater, FL)
Walks allowed:	4	-	Lyndsey Grein at Virginia (Apr 07, 2023)
Strikeouts:	17	-	Emma Lemley vs Arizona (Feb 18, 2023 at Clearwater, Fla.)
Hits allowed:	12	-	Emma Lemley vs Duke (Apr 02, 2023)
Doubles allowed:	3	-	Emma Lemley vs Arizona (Feb 18, 2023 at Clearwater, Fla.)
	3	-	Emma Lemley vs Duke (Apr 02, 2023)
Triples allowed:	1	-	Lyndsey Grein at UNCW (Feb 9, 2023)
	1	-	Emma Lemley vs Duke (Apr 02, 2023)
Homers allowed:	3	-	(4 times)
Wild pitches:	2	-	Emma Lemley at Texas (Feb 24, 2023)
	2	-	Lyndsey Grein at Virginia (Apr 07, 2023)
Hit batters:	2	-	Emma Lemley vs Tennessee (Apr 11, 2023)

OPPONENT TEAM/INDIVIDUAL HIGHS

Batting

At bats:	35	-	at Virginia (Apr 06, 2023)
Runs scored:	11	-	vs Tennessee (Apr 11, 2023)
Hits:	15	-	vs Oklahoma State (Feb 17, 2023 at Clearwater, FL)
	15	-	vs UCLA (Feb 18, 2023 at Clearwater, Fla.)
RBIs:	11	-	vs Tennessee (Apr 11, 2023)
Doubles:	5	-	vs Tennessee (Apr 11, 2023)
Triples:	1	-	at UNCW (Feb 9, 2023)
	1	-	vs Duke (Apr 02, 2023)
Home runs:	3	-	(4 times)
Total bases:	27	-	vs Oklahoma State (Feb 17, 2023 at Clearwater, FL)
Walks:	4	-	at Virginia (Apr 07, 2023)
	4	-	vs Tennessee (Apr 11, 2023)
Strikeouts:	17	-	vs Arizona (Feb 18, 2023 at Clearwater, Fla.)
Sac hits:	2	-	(5 times)
Sac flies:	1	-	(8 times)
Stolen bases:	5	-	at North Carolina (Mar 11, 2023)
Hit by pitch:	2	-	vs Tennessee (Apr 11, 2023)
Caught stealing:	1	-	(6 times)
Runners LOB:	10	-	at Virginia (Apr 07, 2023)
Hit into DP:	2	-	vs Purdue - Fort Wayne (Feb 11, 2023 at Wilmington, N.C.)

Fielding

Putouts:	24	-	at Texas (Feb 24, 2023)
	24	-	at Virginia (Apr 06, 2023)
	24	-	at Virginia (Apr 07, 2023)
Assists:	13	-	at Texas (Feb 25, 2023)
Errors:	3	-	vs UCLA (Feb 18, 2023 at Clearwater, Fla.)
	3	-	vs NC State (Mar 03, 2023)
	3	-	at North Carolina (Mar 11, 2023)
Passed balls:	1	-	vs NC State (Mar 03, 2023)
	1	-	at Gardner-Webb (Mar 08, 2023)
	1	-	at Virginia (Apr 07, 2023)
DPs turned:	1	-	(13 times)

Pitching

Innings pitched:	8.0	-	at Texas (Feb 24, 2023)
	8.0	-	at Virginia (Apr 06, 2023)
	8.0	-	at Virginia (Apr 07, 2023)
Runs allowed:	15	-	at Gardner-Webb (Mar 08, 2023)
Earned runs:	15	-	at Gardner-Webb (Mar 08, 2023)
Walks allowed:	15	-	vs Chattanooga (Mar 24, 2023)
Strikeouts:	9	-	vs UCLA (Feb 18, 2023 at Clearwater, Fla.)
	9	-	at Georgia Tech (Mar 18, 2023)
Hits allowed:	15	-	vs Liberty (Mar 28, 2023)
	15	-	at Virginia (Apr 06, 2023)
Doubles allowed:	5	-	vs Abilene Christian (Feb 24, 2023 at Austin, TX)
	5	-	vs Liberty (Mar 28, 2023)
Triples allowed:	1	-	(7 times)

Batting

At bats:	5	-	J. Hylton at Virginia (Apr 06, 2023)
	5	-	K. Goldberg at Virginia (Apr 06, 2023)
	5	-	J. Hylton at Virginia (Apr 07, 2023)
Runs scored:	3	-	C. Factor vs Oklahoma State (Feb 17, 2023 at Clearwater, FL)
	3	-	MILLOY, K vs Tennessee (Apr 11, 2023)
Hits:	4	-	PUNI, Z vs Tennessee (Apr 11, 2023)
RBIs:	5	-	V.Martinez at Texas (Feb 25, 2023)
Doubles:	3	-	PUNI, Z vs Tennessee (Apr 11, 2023)
Triples:	1	-	Gamache, J at UNCW (Feb 9, 2023)
	1	-	D. Davis vs Duke (Apr 02, 2023)
Home runs:	2	-	K. Naomi vs Oklahoma State (Feb 17, 2023 at Clearwater, FL)
Total bases:	8	-	K. Naomi vs Oklahoma State (Feb 17, 2023 at Clearwater, FL)
Walks:	2	-	(4 times)
Strikeouts:	3	-	(12 times)
Sac hits:	1	-	(14 times)
Sac flies:	1	-	(8 times)
Stolen bases:	2	-	C. Snead at North Carolina (Mar 11, 2023)
	2	-	D. Jennings vs Duke (Apr 02, 2023)
	2	-	MILLOY, K vs Tennessee (Apr 11, 2023)
Hit by pitch:	1	-	(7 times)
Caught stealing:	1	-	(6 times)
Runners LOB:	4	-	Settlemyre at North Carolina (Mar 11, 2023)
	4	-	Coltharp vs Chattanooga (Mar 24, 2023)
	4	-	TAYLOR, K vs Tennessee (Apr 11, 2023)

Fielding

Putouts:	11	-	K. Licea at North Carolina (Mar 11, 2023)
Assists:	6	-	Caneda vs NEBRASKA (Feb. 17, 23 at Clearwater, Fla.)
	6	-	C. Hofferler vs Charlotte (Mar 22, 2023)
Errors:	1	-	(48 times)
Passed balls:	1	-	A. Hasler vs NC State (Mar 03, 2023)
	1	-	DREHER T. at Gardner-Webb (Mar 08, 2023)
	1	-	L. Boggs at Virginia (Apr 07, 2023)

Pitching

Innings pitched:	7.0	-	(6 times)
Runs allowed:	11	-	White, R. vs Abilene Christian (Feb 24, 2023 at Austin, TX)
Earned runs:	10	-	White, R. vs Abilene Christian (Feb 24, 2023 at Austin, TX)
Walks allowed:	11	-	Parrott vs Chattanooga (Mar 24, 2023)
Strikeouts:	7	-	B. Neleman at Georgia Tech (Mar 18, 2023)
	7	-	J. Wright vs Duke (Apr 02, 2023)
Hits allowed:	10	-	L. Kilfoyl vs Oklahoma State (Feb 17, 2023 at Clearwater, FL)
	10	-	White, R. vs Abilene Christian (Feb 24, 2023 at Austin, TX)
Doubles allowed:	5	-	White, R. vs Abilene Christian (Feb 24, 2023 at Austin, TX)
Triples allowed:	1	-	(7 times)
Homers allowed:	3	-	(7 times)
Wild pitches:	2	-	J. Wright vs Duke (Apr 02, 2023)
Hit batters:	2	-	Long vs Chattanooga (Mar 25, 2023)



TEAM GAME-BY-GAME BATTING

Date	Opponent	ab	r	h	rbi	2b	3b	hr	tb	bb	ibb	sb	cs	hbp	sac	sf	gdp	k	po	a	e	lob	avg
Feb 9	vs East Carolina	23	8	11	8	2	0	1	16	2	0	1	0	1	0	1	0	1	15	4	0	7	.478
Feb 9	at UNCW	29	5	9	4	3	0	2	18	3	0	2	1	0	0	0	0	5	21	6	0	6	.385
Feb 10	at UNCW	32	6	10	6	3	0	2	19	2	0	1	0	1	0	0	0	2	21	4	0	8	.357
Feb 10	vs East Carolina	26	4	7	2	0	1	0	9	4	0	0	0	0	0	1	0	2	21	8	2	6	.336
Feb 11	vs Purdue - Fort Wayne	23	9	9	9	1	1	3	21	4	0	1	0	0	0	0	0	2	15	10	1	3	.346
Feb 17	vs Oklahoma State	35	9	14	9	2	0	5	31	1	0	0	0	0	0	0	0	3	19	10	0	6	.357
Feb. 17	vs NEBRASKA	32	6	10	4	1	0	3	20	3	0	0	1	0	0	0	0	1	21	8	0	8	.350
Feb 18	vs UCLA	27	4	5	4	1	0	1	9	1	0	0	0	1	0	1	1	9	18	8	1	5	.330
Feb 18	vs Arizona	25	2	3	1	0	0	1	6	1	0	0	0	0	0	0	0	6	21	1	0	3	.310
Feb 19	vs South Florida	24	4	7	4	0	0	0	7	3	0	2	0	0	0	1	0	3	21	1	0	6	.308
Feb 24	vs Abilene Christian	24	11	10	11	5	0	1	18	7	0	1	0	0	1	1	0	2	15	5	0	7	.317
Feb 24	at Texas	32	6	7	6	0	0	3	16	0	0	2	0	0	0	0	0	5	24	9	2	3	.307
Feb 25	vs Texas Southern	21	8	9	8	0	1	3	20	1	0	1	0	0	0	0	0	1	15	9	0	2	.314
Feb 25	at Texas	27	2	7	2	2	0	1	12	1	0	0	0	1	0	0	0	1	18	5	1	6	.311
Feb 26	vs Abilene Christian	22	4	4	3	0	0	1	7	5	0	3	0	1	0	1	0	1	21	1	0	7	.303
*Mar 03	NC STATE	26	7	9	4	0	1	0	11	2	0	0	0	0	1	1	0	1	21	2	0	5	.306
*Mar 04	NC STATE	27	7	8	7	0	0	4	20	2	0	1	0	0	0	0	0	4	21	6	0	4	.305
*Mar 05	NC STATE	24	10	8	10	1	0	2	15	4	0	1	0	0	1	0	0	3	18	2	0	2	.307
Mar 07	MOUNT ST. MARY'S	24	6	6	4	2	1	2	16	4	0	1	0	0	0	1	0	1	21	4	1	5	.304
Mar 07	MOUNT ST. MARY'S	26	10	10	10	2	0	3	21	2	0	3	0	0	0	0	0	3	15	1	2	4	.308
Mar 08	at Gardner-Webb	27	15	13	15	0	0	7	34	6	0	2	0	2	0	0	1	1	15	9	2	5	.317
*Mar 10	at North Carolina	27	4	7	4	2	0	3	18	4	0	1	0	1	0	0	1	2	21	8	0	7	.314
*Mar 11	at North Carolina	24	0	3	0	0	0	0	3	1	0	0	0	0	0	0	0	5	18	5	1	4	.306
*Mar 11	at North Carolina	31	3	7	2	1	0	0	8	2	0	0	0	0	0	0	0	3	21	6	2	9	.303
*Mar 18	at Georgia Tech	28	7	7	7	3	0	1	13	4	0	1	0	0	0	0	0	5	21	7	0	4	.300
*Mar 18	at Georgia Tech	29	8	8	8	0	0	5	23	4	0	0	0	1	0	0	0	9	21	7	0	5	.299
*Mar 19	at Georgia Tech	26	5	6	5	0	1	3	17	4	0	1	0	0	0	1	0	6	21	3	0	5	.297
Mar 22	CHARLOTTE	22	2	1	2	0	0	1	4	2	0	0	0	0	0	0	1	5	21	3	0	1	.289
Mar 24	CHATTANOOGA	24	12	7	12	4	1	0	13	15	0	1	0	0	0	0	0	3	21	4	1	9	.289
Mar 25	CHATTANOOGA	24	4	7	4	0	0	1	10	5	0	2	0	0	0	0	1	5	21	5	0	7	.290
Mar 25	CHATTANOOGA	21	9	5	8	0	0	2	11	6	0	1	0	2	0	2	0	6	21	9	3	4	.288
Mar 28	LIBERTY	32	9	15	9	5	0	2	26	3	0	1	0	1	0	0	0	2	21	4	1	9	.295
*Apr 01	DUKE	22	1	1	1	0	0	1	4	4	0	0	0	0	0	0	0	4	21	2	1	4	.289
*Apr 02	DUKE	24	1	3	1	0	0	1	6	0	0	1	0	0	0	0	0	7	21	6	2	2	.284
*Apr 02	DUKE	27	13	9	10	1	0	4	22	5	0	0	0	0	1	0	0	6	21	7	0	2	.286
Apr 04	LONGWOOD	28	10	14	10	3	0	1	20	2	0	2	1	1	0	0	0	1	18	7	1	6	.292
Apr 04	LONGWOOD	24	11	11	9	0	0	2	17	6	0	6	0	0	0	0	0	2	15	11	0	7	.296
*Apr 06	at Virginia	37	9	15	9	2	0	2	23	5	0	1	0	2	0	1	0	8	24	5	1	12	.300
*Apr 07	at Virginia	31	5	8	5	0	0	1	11	6	0	1	0	1	0	0	0	6	21	11	3	9	.299
*Apr 08	at Virginia	31	7	12	7	3	0	2	21	5	0	0	0	1	1	1	0	4	21	8	2	11	.301
Apr 11	TENNESSEE	16	0	1	0	0	0	0	1	1	0	0	0	0	0	0	0	6	15	6	1	2	.298
Totals		1084	263	323	244	49	7	77	617	142	0	41	3	17	5	13	5	152	802	237	31	227	.298



TEAM GAME-BY-GAME PITCHING

Date	Opponent	ip	h	r	er	bb	so	2b	3b	hr	wp	bk	hbp	dp	ibb	score	w-l	sv	era
Feb 9	vs East Carolina	5.0	4	0	0	1	7	0	0	0	0	0	1	0	0	8-0	1-0	0	0.00
Feb 9	at UNCW	7.0	4	1	1	1	9	1	1	0	0	0	0	0	0	5-1	2-0	0	0.58
Feb 10	at UNCW	7.0	1	0	0	0	9	0	0	0	0	0	0	0	0	6-0	3-0	0	0.37
Feb 10	vs East Carolina	7.0	1	2	0	2	2	0	0	0	0	0	0	0	0	4-2	4-0	0	0.27
Feb 11	vs Purdue - Fort Wayne	5.0	5	0	0	0	1	0	0	0	0	0	0	2	0	9-0	5-0	0	0.23
Feb 17	vs Oklahoma State	6.1	15	10	10	3	4	3	0	3	0	0	0	1	0	9-10	5-1	0	2.06
Feb. 17	vs NEBRASKA	7.0	10	4	4	0	5	0	0	2	0	0	0	0	0	6-4	6-1	0	2.37
Feb 18	vs UCLA	6.0	15	8	6	1	7	2	0	1	0	0	0	0	0	4-8	6-2	0	2.92
Feb 18	vs Arizona	7.0	7	6	6	2	17	3	0	2	1	0	0	0	0	2-6	6-3	0	3.30
Feb 19	vs South Florida	7.0	7	1	1	0	15	1	0	0	1	0	0	0	0	4-1	7-3	0	3.05
Feb 24	vs Abilene Christian	5.0	1	0	0	1	7	0	0	0	0	0	0	0	0	11-0	8-3	0	2.83
Feb 24	at Texas	8.0	7	5	4	1	7	1	0	2	2	0	0	0	0	6-5	9-3	0	2.90
Feb 25	vs Texas Southern	5.0	3	0	0	0	1	0	0	0	0	0	0	1	0	8-0	10-3	0	2.72
Feb 25	at Texas	6.0	11	8	6	2	4	1	0	1	1	0	0	0	0	2-8	10-4	0	3.01
Feb 26	vs Abilene Christian	7.0	2	1	1	2	15	0	0	0	0	0	0	0	0	4-1	11-4	0	2.86
*Mar 03	NC STATE	7.0	2	0	0	1	10	0	0	0	1	0	0	0	0	7-0	12-4	0	2.67
*Mar 04	NC STATE	7.0	4	3	3	1	9	0	0	1	0	0	1	1	0	7-3	13-4	0	2.69
*Mar 05	NC STATE	6.0	3	1	1	1	9	0	0	1	0	0	0	0	0	10-1	14-4	0	2.61
Mar 07	MOUNT ST. MARY'S	7.0	7	5	3	3	11	0	0	2	1	0	0	0	0	6-5	15-4	0	2.63
Mar 07	MOUNT ST. MARY'S	5.0	6	2	1	0	11	1	0	0	0	0	0	0	0	10-2	16-4	0	2.58
Mar 08	at Gardner-Webb	5.0	4	3	1	1	3	1	0	0	1	0	0	0	0	15-3	17-4	0	2.54
*Mar 10	at North Carolina	7.0	6	1	1	2	10	1	0	1	0	0	0	0	0	4-1	18-4	0	2.46
*Mar 11	at North Carolina	6.0	10	4	4	2	3	1	0	1	1	0	0	0	0	0-4	18-5	0	2.55
*Mar 11	at North Carolina	7.0	5	1	0	1	12	0	0	0	0	0	0	1	0	3-1	19-5	0	2.44
*Mar 18	at Georgia Tech	7.0	11	4	4	0	6	1	0	3	0	0	0	0	0	7-4	20-5	0	2.50
*Mar 18	at Georgia Tech	7.0	5	2	2	0	4	0	0	0	1	0	0	0	0	8-2	21-5	1	2.48
*Mar 19	at Georgia Tech	7.0	1	1	1	0	11	0	0	1	0	0	0	0	0	5-1	22-5	1	2.42
Mar 22	CHARLOTTE	7.0	4	3	3	1	14	0	0	3	0	0	0	0	0	2-3	22-6	1	2.45
Mar 24	CHATTANOOGA	7.0	12	7	4	2	12	0	0	1	1	0	0	1	0	12-7	23-6	2	2.50
Mar 25	CHATTANOOGA	7.0	4	1	1	3	12	0	0	0	0	0	0	0	0	4-1	24-6	2	2.45
Mar 25	CHATTANOOGA	7.0	11	5	5	1	6	0	0	1	1	0	0	1	0	9-5	25-6	2	2.54
Mar 28	LIBERTY	7.0	6	5	4	3	8	1	0	1	0	0	0	0	0	9-5	26-6	2	2.59
*Apr 01	DUKE	7.0	8	7	6	2	6	1	0	2	1	0	1	0	0	1-7	26-7	2	2.70
*Apr 02	DUKE	7.0	8	5	5	2	5	2	0	2	1	0	0	0	0	1-5	26-8	2	2.77
*Apr 02	DUKE	7.0	12	8	8	0	7	3	1	2	0	0	0	0	0	13-8	27-8	2	2.93
Apr 04	LONGWOOD	6.0	5	2	2	1	5	1	0	1	0	0	0	1	0	10-2	28-8	2	2.92
Apr 04	LONGWOOD	5.0	4	1	1	0	2	0	0	1	0	0	0	0	0	11-1	29-8	2	2.88
*Apr 06	at Virginia	8.0	9	8	7	2	8	0	0	3	0	0	1	0	0	9-8	30-8	2	2.99
*Apr 07	at Virginia	7.0	10	6	4	4	5	1	0	0	2	0	0	0	0	5-6	30-9	2	3.02
*Apr 08	at Virginia	7.0	2	0	0	1	5	0	0	0	1	0	1	0	0	7-0	31-9	2	2.94
Apr 11	TENNESSEE	5.0	11	11	11	4	5	5	0	1	0	0	2	0	0	0-11	31-10	2	3.17
Totals		267.1	263	142	121	54	309	31	2	39	17	0	7	9	0	263-142	31-10	2	3.17



OPPONENT GAME-BY-GAME BATTING

Date	Opponent	ab	r	h	rbi	2b	3b	hr	tb	bb	ibb	sb	cs	hbp	sac	sf	gdp	k	po	a	e	lob	avg
Feb 9	vs East Carolina	19	0	4	0	0	0	0	4	1	0	0	0	1	0	0	0	7	12	3	1	6	.211
Feb 9	at UNCW	25	1	4	1	1	1	0	7	1	0	0	0	0	0	0	0	9	21	9	2	4	.182
Feb 10	at UNCW	22	0	1	0	0	0	0	1	0	0	0	0	0	0	0	0	9	21	8	1	1	.136
Feb 10	vs East Carolina	22	2	1	0	0	0	0	1	2	0	0	0	0	2	1	0	2	21	5	1	4	.114
Feb 11	vs Purdue - Fort Wayne	19	0	5	0	0	0	0	5	0	0	0	0	0	0	0	0	1	15	2	1	4	.140
Feb 17	vs Oklahoma State	32	10	15	10	3	0	3	27	3	0	0	0	0	1	0	0	4	21	12	2	7	.216
Feb. 17	vs NEBRASKA	30	4	10	4	0	0	2	16	0	0	0	0	0	0	1	0	5	21	10	2	6	.237
Feb 18	vs UCLA	33	8	15	8	2	0	1	20	1	0	2	0	0	0	0	0	7	21	7	3	8	.272
Feb 18	vs Arizona	29	6	7	6	3	0	2	16	2	0	0	0	0	0	0	0	17	21	8	1	4	.268
Feb 19	vs South Florida	28	1	7	1	1	0	0	8	0	0	2	0	0	0	0	0	15	18	4	1	6	.266
Feb 24	vs Abilene Christian	16	0	1	0	0	0	0	1	1	0	0	0	0	0	0	0	7	15	9	2	2	.255
Feb 24	at Texas	33	5	7	5	1	0	2	14	1	0	1	0	0	0	0	0	7	24	9	2	6	.250
Feb 25	vs Texas Southern	17	0	3	0	0	0	0	3	0	0	0	0	0	0	0	1	1	12	4	0	2	.246
Feb 25	at Texas	28	8	11	7	1	0	1	15	2	0	1	1	0	0	1	0	4	21	13	0	5	.258
Feb 26	vs Abilene Christian	22	1	2	1	0	0	0	2	2	0	0	0	0	0	1	0	15	18	4	2	3	.248
*Mar 03	NC STATE	23	0	2	0	0	0	0	2	1	0	0	0	0	0	0	0	10	18	7	3	3	.239
*Mar 04	NC STATE	24	3	4	3	0	0	1	7	1	0	0	0	1	0	0	1	9	18	4	1	2	.235
*Mar 05	NC STATE	20	1	3	1	0	0	1	6	1	0	0	1	0	0	0	0	9	17	5	0	2	.231
Mar 07	MOUNT ST. MARY'S	28	5	7	5	0	0	2	13	3	0	1	0	0	1	0	0	11	18	4	1	6	.232
Mar 07	MOUNT ST. MARY'S	22	2	6	1	1	0	0	7	0	0	0	1	0	0	0	0	11	14	4	2	5	.234
Mar 08	at Gardner-Webb	20	3	4	1	1	0	0	5	1	0	0	0	0	0	0	0	3	15	6	1	3	.232
*Mar 10	at North Carolina	24	1	6	1	1	0	1	10	2	0	1	0	0	2	0	0	10	21	6	1	6	.233
*Mar 11	at North Carolina	28	4	10	4	1	0	1	14	2	0	5	1	0	0	0	0	3	21	6	1	8	.239
*Mar 11	at North Carolina	23	1	5	1	0	0	0	5	1	0	2	0	0	2	0	0	12	21	8	3	4	.239
*Mar 18	at Georgia Tech	30	4	11	4	1	0	3	21	0	0	0	0	0	2	0	0	6	21	3	1	7	.245
*Mar 18	at Georgia Tech	25	2	5	2	0	0	0	5	0	0	0	1	0	0	0	0	4	21	6	1	2	.243
*Mar 19	at Georgia Tech	22	1	1	1	0	0	1	4	0	0	0	0	0	0	0	0	11	21	6	0	0	.236
Mar 22	CHARLOTTE	24	3	4	3	0	0	3	13	1	0	0	0	0	1	0	0	14	21	11	1	2	.234
Mar 24	CHATTANOOGA	32	7	12	7	0	0	1	15	2	0	2	0	0	0	1	1	12	18	5	2	7	.240
Mar 25	CHATTANOOGA	25	1	4	1	0	0	0	4	3	0	1	0	0	0	0	0	12	18	6	0	6	.238
Mar 25	CHATTANOOGA	34	5	11	5	0	0	1	14	1	0	0	0	0	0	0	0	6	18	4	2	9	.241
Mar 28	LIBERTY	28	5	6	5	1	0	1	10	3	0	0	0	0	0	0	0	8	18	8	1	5	.240
*Apr 01	DUKE	29	7	8	7	1	0	2	15	2	0	0	0	1	0	1	0	6	21	5	0	5	.242
*Apr 02	DUKE	28	5	8	4	2	0	2	16	2	0	2	0	0	2	0	0	5	21	10	0	6	.243
*Apr 02	DUKE	33	8	12	8	3	1	2	23	0	0	0	0	0	0	0	0	7	18	5	2	4	.247
Apr 04	LONGWOOD	22	2	5	1	1	0	1	9	1	0	0	1	0	0	0	0	5	15	4	2	3	.247
Apr 04	LONGWOOD	19	1	4	1	0	0	1	7	0	0	0	0	0	0	0	0	2	12	2	2	3	.246
*Apr 06	at Virginia	35	8	9	7	0	0	3	18	2	0	2	0	1	0	0	0	8	24	6	0	6	.247
*Apr 07	at Virginia	31	6	10	3	1	0	0	11	4	0	0	0	0	1	1	0	5	24	10	0	10	.249
*Apr 08	at Virginia	25	0	2	0	0	0	0	2	1	0	0	0	1	0	0	0	5	21	8	0	6	.245
Apr 11	TENNESSEE	25	11	11	11	5	0	1	19	4	0	2	0	2	0	1	0	5	15	3	0	6	.250
Totals		1054	142	263	130	31	2	39	415	54	0	24	6	7	14	8	3	309	772	259	48	194	.250



OPPONENT GAME-BY-GAME PITCHING

Date	Opponent	ip	h	r	er	bb	so	2b	3b	hr	wp	bk	hbp	dp	ibb	score	w-l	sv	era
Feb 9	vs East Carolina	4.0	11	8	7	2	1	2	0	1	0	0	1	0	0	0-8	0-1	0	12.25
Feb 9	at UNCW	7.0	9	5	3	3	5	3	0	2	0	0	0	0	0	1-5	0-2	0	6.36
Feb 10	at UNCW	7.0	10	6	5	2	2	3	0	2	0	0	1	0	0	0-6	0-3	0	5.83
Feb 10	vs East Carolina	7.0	7	4	2	4	2	0	1	0	0	0	0	1	0	2-4	0-4	0	4.76
Feb 11	vs Purdue - Fort Wayne	5.0	9	9	9	4	2	1	1	3	0	0	0	1	0	0-9	0-5	0	6.07
Feb 17	vs Oklahoma State	7.0	14	9	9	1	3	2	0	5	0	0	0	1	0	10-9	1-5	0	6.62
Feb. 17	vs NEBRASKA	7.0	10	6	4	3	1	1	0	3	0	0	0	0	0	4-6	1-6	0	6.20
Feb 18	vs UCLA	7.0	5	4	2	1	9	1	0	1	1	0	1	1	0	8-4	2-6	0	5.63
Feb 18	vs Arizona	7.0	3	2	1	1	6	0	0	1	0	0	0	0	0	6-2	3-6	0	5.07
Feb 19	vs South Florida	6.0	7	4	3	3	3	0	0	0	0	0	0	0	0	1-4	3-7	0	4.92
Feb 24	vs Abilene Christian	5.0	10	11	10	7	2	5	0	1	1	0	0	0	0	0-11	3-8	0	5.58
Feb 24	at Texas	8.0	7	6	3	0	5	0	0	3	0	0	0	1	0	5-6	3-9	0	5.27
Feb 25	vs Texas Southern	4.0	9	8	8	1	1	0	1	3	0	0	0	0	0	0-8	3-10	0	5.70
Feb 25	at Texas	7.0	7	2	2	1	1	2	0	1	0	0	1	0	0	8-2	4-10	0	5.41
Feb 26	vs Abilene Christian	6.0	4	4	3	5	1	0	0	1	1	0	1	0	0	1-4	4-11	0	5.29
*Mar 03	NC State	6.0	9	7	5	2	1	0	1	0	0	0	0	0	0	0-7	4-12	0	5.32
*Mar 04	NC State	6.0	8	7	7	2	4	0	0	4	0	0	0	0	0	3-7	4-13	0	5.48
*Mar 05	NC State	5.2	8	10	10	4	3	1	0	2	1	0	0	0	0	1-10	4-14	0	5.83
Mar 07	Mount St. Mary's	6.0	6	6	4	4	1	2	1	2	1	0	0	0	0	5-6	4-15	0	5.77
Mar 07	Mount St. Mary's	4.2	10	10	4	2	3	2	0	3	0	0	0	0	0	2-10	4-16	0	5.78
Mar 08	at Gardner-Webb	5.0	13	15	15	6	1	0	0	7	0	0	2	1	0	3-15	4-17	0	6.38
*Mar 10	at North Carolina	7.0	7	4	4	4	2	2	0	3	0	0	1	1	0	1-4	4-18	0	6.25
*Mar 11	at North Carolina	7.0	3	0	0	1	5	0	0	0	0	0	0	0	0	4-0	5-18	0	5.94
*Mar 11	at North Carolina	7.0	7	3	0	2	3	1	0	0	0	0	0	0	0	1-3	5-19	0	5.66
*Mar 18	at Georgia Tech	7.0	7	7	7	4	5	3	0	1	0	0	0	0	0	4-7	5-20	0	5.72
*Mar 18	at Georgia Tech	7.0	8	8	7	4	9	0	0	5	0	0	1	0	0	2-8	5-21	0	5.78
*Mar 19	at Georgia Tech	7.0	6	5	5	4	6	0	1	3	0	0	0	0	0	1-5	5-22	0	5.75
Mar 22	Charlotte	7.0	1	2	2	2	5	0	0	1	0	0	0	1	0	3-2	6-22	0	5.60
Mar 24	Chattanooga	6.0	7	12	11	15	3	4	1	0	0	0	0	1	0	7-12	6-23	0	5.84
Mar 25	Chattanooga	6.0	7	4	4	5	5	0	0	1	0	0	0	1	0	1-4	6-24	0	5.80
Mar 25	Chattanooga	6.0	5	9	7	6	6	0	0	2	2	0	2	0	0	5-9	6-25	0	5.87
Mar 28	Liberty	6.0	15	9	9	3	2	5	0	2	0	0	1	1	0	5-9	6-26	0	6.01
*Apr 01	Duke	7.0	1	1	1	4	4	0	0	1	0	0	0	0	0	7-1	7-26	1	5.84
*Apr 02	Duke	7.0	3	1	1	0	7	0	0	1	0	0	0	0	0	5-1	8-26	1	5.68
*Apr 02	Duke	6.0	9	13	10	5	6	1	0	4	2	0	0	0	0	8-13	8-27	1	5.85
Apr 04	Longwood	5.0	14	10	10	2	1	3	0	1	1	0	1	0	0	2-10	8-28	1	6.03
Apr 04	Longwood	4.0	11	11	9	6	2	0	0	2	2	0	0	0	0	1-11	8-29	1	6.20
*Apr 06	at Virginia	8.0	15	9	9	5	8	2	0	2	0	0	2	1	0	8-9	8-30	1	6.25
*Apr 07	at Virginia	8.0	8	5	5	6	6	0	0	1	1	0	1	1	0	6-5	9-30	1	6.19
*Apr 08	at Virginia	7.0	12	7	7	5	4	3	0	2	0	0	1	0	0	0-7	9-31	1	6.21
Apr 11	Tennessee	5.0	1	0	0	1	6	0	0	0	0	0	0	0	0	11-0	10-31	1	6.09
Totals		257.1	323	263	224	142	152	49	7	77	13	0	17	13	0	142-263	10-31	1	6.09



GAME-BY-GAME LEADERS

Opponent	Date	Hits	Runs	BB	RBI	HR	SB	Ks	IP
East Carolina	2/9/23	3 - Thrunck	2 - (2 players)	1 - (2 players)	3 - Peck	1 - Peck	1 - Thrunck	7 - Lemley	5.0 - Lemley
UNCW	2/9/23	2 - (2 players)	1 - (5 players)	2 - Aldridge	2 - (2 players)	1 - (2 players)	1 - (2 players)	9 - Grein	7.0 - Grein
UNCW	2/10/23	2 - (4 players)	2 - (2 players)	1 - (2 players)	3 - Bailey	1 - (2 players)	1 - Bailey	9 - Lemley	7.0 - Lemley
East Carolina	2/10/23	2 - Bailey	1 - (4 players)	2 - Aldridge	1 - (2 players)	None	None	2 - Grein	7.0 - Grein
Purdue Fort Wayne	2/11/23	3 - (2 players)	3 - Ritter	1 - (2 players)	4 - Greene	2 - Greene	1 - Ritter	1 - Peck	3.0 - Peck
No. 5 Oklahoma State	2/17/23	3 - (players)	2 - Greene	1 - Aldridge	3 - Bailey	1 - 5 players	None	3 - Grein	4.0 - Grein
RV Nebraska	2/17/23	3 - Fagan	2 - Fagan	1 - (3 players)	1 - (4 players)	1 - (3 players)	None	5 - Lemley	7.0 - Lemley
No. 2 UCLA	2/18/23	1 - (5 players)	1 - (4 players)	1 - Fagan	2 - Bailey	1 - Bailey	None	6 - Grein	5.1 - Grein
No. 10 Arizona	2/18/23	1 - (4 players)	1 - (2 players)	1 - Peck	1 - Overaitis	1 - Overaitis	None	17 - Lemley	7.0 - Lemley
USF	2/19/23	2 - Fagan	1 - (4 players)	1 - (3 players)	1 - 4 players	None	1 - (2 players)	15 - Lemley	7.0 - Lemley
Abilene Christian	2/24/23	2 - Thrunck	2 - (3 players)	1 - (7 players)	4 - Thrunck	1 - Thrunck	1 - Ritter	7 - Grein	5.0 - Grein
No. 9 Texas	2/24/23	1 - (7 players)	1 - (6 players)	None	2 - (2 players)	1 - (3 players)	1 - (2 players)	7 - Lemley	8.0 - Lemley
Texas Southern	2/25/23	2 - (2 players)	2 - (2 players)	1 - Fagan	3 - Jackson	1 - (3 players)	1 - Brown	1 - Jacobson	5.0 - Jacobson
No. 9 Texas	2/25/23	2 - (3 players)	1 - (2 players)	1 - Jackson	1 - (2 players)	1 - Bennett	None	4 - Grein	6.0 - Grein
Abilene Christian	2/26/23	2 - Greene	2 - Thrunck	2 - Overaitis	2 - Greene	1 - Greene	1 - (3 players)	15 - Lemley	7.0 - Lemley
NC State	3/3/23	2 - Bailey	2 - (2 players)	1 - (2 players)	2 - Bennett	None	None	10 - Lemley	7.0 - Lemley
NC State	3/4/23	2 - (2 players)	2 - (2 players)	1 - (2 players)	4 - Greene	2 - Greene	1 - Brown	5 - Lemley	4.0 - Grein
NC State	3/5/23	3 - Ritter	2 - (2 players)	1 - (4 players)	3 - Fagan	1 - (2 players)	1 - Ritter	9 - Lemley	6.0 - Lemley
Mount St. Mary's	3/7/23	2 - Hanson	2 - Greene	2 - Greene	3 - Hanson	1 - (2 players)	1 - Ritter	11 - Grein	7.0 - Lemley
Mount St. Mary's	3/7/23	2 - (3 players)	2 - (3 players)	1 - (2 players)	3 - Bailey	1 - (3 players)	2 - Brown	7 - Jacobson	3.0 - Jacobson
Gardner-Webb	3/8/23	2 - (3 players)	3 - Ritter	1 - (6 players)	3 - RBI	1 - (7 players)	1 - (2 players)	2 - Jacobson	3.0 - Grein
North Carolina	3/10/23	2 - Bailey	1 - (4 players)	1 - (4 players)	2 - Ritter	1 - (3 players)	1 - Ritter	10 - Lemley	7.0 - Lemley
North Carolina	3/11/23	1 - (3 players)	None	1 - (1 player)	None	None	None	3 - Grein	6.0 - Grein
North Carolina	3/11/23	1 - (7 players)	1 - (3 players)	1 - (2 players)	1 - (2 players)	None	None	12 - Lemley	7.0 - Lemley
Georgia Tech	3/18/23	2 - Ritter	2 - (2 players)	1 - (4 players)	4 - Ritter	1 - Fagan	1 - Peck	6 - Lemley	7.0 - Lemley
Georgia Tech	3/18/23	2 - (3 players)	2 - (2 players)	1 - (4 players)	4 - Peck	2 - Peck	None	3 - Jacobson	5.2 - Jacobson
Georgia Tech	3/19/23	1 - (6 players)	1 (5 players)	1 - (4 players)	2 - (2 players)	1 - (3 players)	1 - Fagan	11 - Lemley	7.0 - Lemley
Charlotte	3/22/23	1 - Bailey	1 - (2 players)	2 - Fagan	2 - Bailey	1 - Bailey	None	14 - Lemley	7.0 - Lemley
Chattanooga	3/24/23	2 - (2 players)	2 - (3 players)	4 - Aldridge	5 - Bennett	None	1 - Ritter	7 - Lemley	4.0 - Grein
Chattanooga	3/25/23	2 - (2 players)	1 - (4 players)	2 - Greene	2 - Chavez	1 - Chavez	1 - (2 players)	12 - Lemley	7.0 - Lemley
Chattanooga	3/25/23	2 - Peck	2 - (2 players)	2 - Chavez	4 - Peck	1 - (2 players)	1 - Peck	4 - Jacobson	6.0 - Jacobson
Liberty	3/28/23	2 - (6 players)	2 - (4 players)	1 - (3 players)	3 - Greene	1 - (2 players)	1 - Ritter	8 - Lemley	7.0 - Lemley
No. 13 Duke	4/1/23	1 - Bailey	1 - Bailey	1 - (4 players)	1 - Bailey	1 - Bailey	None	6 - Lemley	7.0 - Lemley
No. 13 Duke	4/2/23	1 - (3 players)	1 - Slaw	None	1 - Slaw	1 - Slaw	1 - Ritter	5 - Grein	6.2 - Grein
No. 13 Duke	4/2/23	2 - (3 players)	3 - (2 players)	2 - Ritter	4 - Ritter	2 - Ritter	None	7 - Lemley	7.0 - Lemley
Longwood	4/4/23	4 - Ritter	3 - (2 players)	1 - (2 players)	4 - Ritter	1 - Fagan	1 - (2 players)	5 - Grein	6.0 - Grein
Longwood	4/4/23	2 - (3 players)	3 - Fagan	1 - (6 players)	2 - (3 players)	1 - (2 players)	2 - Fagan	2 - Jacobson	5.0 - Jacobson
Virginia	4/6/23	4 - Brown	2 - (3 players)	2 - (2 players)	5 - Peck	1 - (2 players)	1 - Brown	8 - Lemley	8.0 - Lemley
Virginia	4/7/23	3 - Brown	2 - Ritter	2 - Ritter	4 - Bailey	1 - Bailey	1 - Brown	3 - Grein	4.1 - Grein
Virginia	4/8/23	4 - Bennett	2 - Bennett	2 - Aldridge	3 - Aldridge	1 - (2 players)	None	5 - Lemley	7.0 - Lemley
No. 7 Tennessee	4/11/23	1 - Fagan	None	1 - Peck	None	None	None	3 - Lemley	2.2 - Grein



GAME-BY-GAME STARTERS

Opponent	Date	P	C	1B	2B	3B	SS	LF	CF	RF	DP
East Carolina	2/9/23	Lemley	Bennett	Bailey	Fagan	Peck	Thrunk	Brown	Ritter	Overaitis	Slaw
UNCW	2/9/23	Grein	Aldridge	Bailey	Fagan	Peck	Castine	Brown	Ritter	Greene	Chavez
UNCW	2/10/23	Lemley	Aldridge	Bailey	Fagan	Bennett	Thrunk	Ritter	Peck	Overaitis	Slaw
East Carolina	2/10/23	Grein	Aldridge	Bailey	Fagan	Castine	Thrunk	Ritter	Peck	Overaitis	Greene
Purdue Fort Wayne	2/11/23	Peck	Aldridge	Bailey	Fagan	Greene	Thrunk	Brown	Ritter	Overaitis	Slaw
No. 5 Oklahoma State	2/17/23	Grein	Aldridge	Bailey	Fagan	Bennett	Thrunk	Ritter	Peck	Greene	Slaw
RV Nebraska	2/17/23	Lemley	Aldridge	Bailey	Fagan	Bennett	Thrunk	Ritter	Peck	Greene	Hanson
No. 2 UCLA	2/18/23	Peck	Aldridge	Bailey	Fagan	Bennett	Thrunk	Brown	Ritter	Greene	Hanson
No. 10 Arizona	2/18/23	Lemley	Aldridge	Bailey	Fagan	Bennett	Thrunk	Ritter	Peck	Greene	Hanson
USF	2/19/23	Lemley	Castine	Bailey	Fagan	Bennett	Thrunk	Ritter	Peck	Greene	Hanson
Abilene Christian	2/24/23	Grein	Aldridge	Bailey	Fagan	Bennett	Thrunk	Ritter	Peck	Greene	Overaitis
No. 9 Texas	2/24/23	Lemley	Aldridge	Bailey	Fagan	Bennett	Thrunk	Ritter	Peck	Greene	Jackson
Texas Southern	2/25/23	Jacobson	Aldridge	Bailey	Fagan	Bennett	Thrunk	Brown	Ritter	Greene	Jackson
No. 9 Texas	2/25/23	Grein	Aldridge	Bailey	Fagan	Bennett	Thrunk	Greene	Ritter	Overaitis	Jackson
Abilene Christian	2/25/23	Lemley	Castine	Bailey	Fagan	Bennett	Thrunk	Greene	Ritter	Overaitis	Jackson
NC State	3/3/23	Lemley	Castine	Bailey	Fagan	Bennett	Thrunk	Ritter	Peck	Greene	Jackson
NC State	3/4/23	Grein	Castine	Bailey	Fagan	Bennett	Thrunk	Ritter	Peck	Greene	Jackson
NC State	3/5/23	Lemley	Castine	Bailey	Fagan	Bennett	Thrunk	Ritter	Peck	Greene	Hanson
Mount St. Mary's	3/7/23	Grein	Aldridge	Bailey	Fagan	Bennett	Thrunk	Ritter	Peck	Greene	Hanson
Mount St. Mary's	3/7/23	Jacobson	Aldridge	Bailey	Greene	Castine	Thrunk	Jackson	Brown	Overaitis	Slaw
Gardner-Webb	3/8/23	Grein	Aldridge	Bailey	Fagan	Bennett	Thrunk	Jackson	Ritter	Greene	Hanson
North Carolina	3/10/23	Lemley	Aldridge	Bailey	Fagan	Bennett	Thrunk	Ritter	Peck	Greene	Jackson
North Carolina	3/11/23	Grein	Aldridge	Bailey	Fagan	Bennett	Thrunk	Ritter	Peck	Greene	Jackson
North Carolina	3/11/23	Lemley	Castine	Bailey	Fagan	Bennett	Thrunk	Ritter	Peck	Greene	Jackson
Georgia Tech	3/18/23	Lemley	Aldridge	Bailey	Fagan	Bennett	Thunk	Ritter	Peck	Greene	Jackson
Georgia Tech	3/18/23	Jacobson	Aldridge	Bailey	Fagan	Bennett	Thrunk	Ritter	Peck	Greene	Jackson
Georgia Tech	3/19/23	Lemley	Aldridge	Bailey	Fagan	Bennett	Thrunk	Ritter	Peck	Greene	Overaitis
Charlotte	3/23/23	Lemley	Aldridge	Bailey	Fagan	Bennett	Thrunk	Ritter	Peck	Greene	Slaw
Chattanooga	3/25/23	Grein	Aldridge	Bailey	Fagan	Bennett	Thrunk	Ritter	Peck	Greene	Jackson
Chattanooga	3/26/23	Lemley	Aldridge	Bailey	Fagan	Bennett	Thrunk	Ritter	Peck	Greene	Chavez
Chattanooga	3/26/23	Jacobson	Aldridge	Bailey	Fagan	Bennett	Thrunk	Ritter	Peck	Greene	Chavez
Liberty	3/28/23	Lemley	Aldridge	Bailey	Fagan	Bennett	Thrunk	Ritter	Peck	Greene	Chavez
No. 13 Duke	4/1/23	Lemley	Aldridge	Bailey	Fagan	Bennett	Thrunk	Ritter	Peck	Greene	Chavez
No. 13 Duke	4/2/23	Grein	Aldridge	Bailey	Fagan	Bennett	Thrunk	Ritter	Peck	Greene	Chavez
No. 13 Duke	4/2/23	Lemley	Aldridge	Bailey	Fagan	Bennett	Castine	Brown	Ritter	Greene	Chavez
Longwood	4/4/23	Grein	Aldridge	Bailey	Fagan	Bennett	Castine	Ritter	Peck	Greene	Chavez
Longwood	4/4/23	Jacobson	Aldridge	Bailey	Fagan	Bennett	Castine	Brown	Ritter	Greene	Slaw
Virginia	4/6/23	Lemley	Aldridge	Bailey	Fagan	Bennett	Castine	Brown	Ritter	Greene	Peck
Virginia	4/7/23	Grein	Aldridge	Bailey	Fagan	Bennett	Castine	Brown	Ritter	Greene	Peck
Virginia	4/8/23	Lemley	Aldridge	Bailey	Fagan	Bennett	Thrunk	Brown	Ritter	Greene	Peck
No. 7 Tennessee	4/11/23	Lemley	Aldridge	Bailey	Fagan	Bennett	Castine	Brown	Ritter	Greene	Peck





Pete D'AMOUR (Duh-more)

- Fifth season at Virginia Tech
- 2019 & 2022 ACC Coach of the Year
- 7th as a head coach in Division I
- Led Kennesaw State to its first NCAA Regional appearance
- Went to five super regionals and three Women's CWS at Missouri

The D'Amour File

PERSONAL

BORN: Jan. 7, 1980
 HOMETOWN: Monrovia, Maryland
 FAMILY: Wife, Anna. Son, Reaux
 COACHING RECORD AT VIRGINIA TECH: 151-40 (5th year)
 CAREER HEAD COACHING RECORD: 230-77 (.749)

EDUCATION

Missouri - Bachelor's Degree in General Studies
 Missouri - Master's Degree in Sports Psychology
 JOINED TECH STAFF: May 31, 2018
 YEARS OF COLLEGIATE HEAD COACHING: 6
 YEARS OF COLLEGIATE COACHING: 15

COACHING HISTORY

2019- Virginia Tech (Head Coach)
 2017-18 Kennesaw State (Head Coach)
 2015-16 Missouri (Associate Head Coach)
 2009-14 Missouri (Assistant Coach)
 2007-08 Missouri (Volunteer Assistant Coach)

PLAYING HISTORY

Played SS and P in men's fastpitch for seven seasons
 MVP of the 2007 NSA World Series
 Played baseball at Texas A&M-Corpus Christi & Frostburg State

POSTSEASON EXPERIENCE

VT 2019 (Regional - Lexington, Ky.)
 2021 (Supers - Los Angeles, Calif.)
 2022 (Supers - Blacksburg, Va.)

KSU 2018 (Regional - Tallahassee, Fla.)
 2017 (NISC Semifinals - Lynchburg, Tenn.)

Missouri 2016 (Supers - Ann Arbor, Mich.)
 2015 (Supers - Los Angeles, Calif.)
 2014 (Regional - Columbia, Mo.)
 2013 (Supers - Columbia, Mo.)
 2012 (Supers - Columbia, Mo.)
 2011 (WCWS - Oklahoma City, Okla.)
 2010 (WCWS - Oklahoma City, Okla.)
 2009 (WCWS - Oklahoma City, Okla.)

D'Amour and his staff were recognized with the NFCA Mid-Atlantic Staff of the Year after yet another historic season in 2022. The staff also earned the award following the 2019 and 2021 seasons.

The Hokies advanced to the Super Regionals for the second straight season and hosted a Regional and a Super Regional for the first time in school history in D'Amour's fourth season at the helm. Tech also earned its second ACC Regular Season Title in four seasons, posting a 21-2 record in conference play, the best winning percentage in school history.

Virginia Tech had a conference-high 11 members on the All-ACC teams, including D'Amour being named Coach of the Year, Keely Rochard named Pitcher of the Year and Emma Lemley named Freshman of the Year. Rochard was also tabbed a Top-10 Finalist for USA Softball Player of the Year, while Lemley was a Top-3 Finalist for Schutt Sports/NFCA Freshman of the Year.

Under D'Amour, Rochard was named a First Team All-American for the second straight season and Emma Ritter earned a spot on the Third Team, marking the first time two Hokies have been honored as All-Americans in the same season. Tech finished the year with a 46-10 overall record, including 14 wins over Top-25 ranked opponents. D'Amour also notched his 200th career win in 2022.

D'Amour led the Hokies to their second ever appearance in the NCAA Super Regionals during the 2021 campaign, doing so in just his second full season. Selected for the NCAA Tournament in both full seasons as head coach, D'Amour's Hokies were the No. 2 seed at the 2021 Tempe Regional with national No. 15 seed Arizona State as the group's favorite. Tech emerged from the four-team regional undefeated under D'Amour's guidance, the first time in school history that the Hokies swept an NCAA Regional.

2021 was not just a historic year for the Hokies, but for D'Amour as well as he became the fastest head coach in program history to reach 100 wins, doing so in just 127 games. Under D'Amour's tutelage, pitcher Keely Rochard became Tech's third NFCA All-American ever and just the second to earn first-team honors. D'Amour and his wife Anna also welcomed their first son, Reaux, to the world prior to the NCAA Tournament.

In his second season leading the Hokies, Coach Pete D'Amour led the team to a 21-4 record and was in first place in the ACC when the season ended. He helped guide the team to an impressive 3-2 record at the St. Pete/Clearwater Elite Invitational against five top-25 opponents, including wins over #14 Minnesota and #17 South Carolina. D'Amour guided the progression of pitcher Keely Rochard, who was one of the nation's top pitchers in 2020, and also helped the Hokies' offense to the highest scoring in the ACC.

Guiding Virginia Tech to one of the biggest turnarounds in NCAA softball history, Pete D'Amour led the Hokies in his first year to a 24-game win improvement in 2019 after posting a 47-11 record, including a 20-4 mark in ACC play.

The 47 wins were the fourth most in school history while the 20 ACC wins were the most in program history. On Tech's way to 20 league wins, it earned an ACC regular-season title and a Coastal Division crown after being picked 10th in the ACC preseason poll. By doing so, it also earned the Hokies their first trip to the NCAA Tournament since 2015, winning two games at the Lexington Regional to pick up their first NCAA win since 2014.

No stranger to success, D'Amour, out of the new 11 Power Five head coaches in 2019, picked up the most wins of the group. The 2019 ACC Coach of the Year earned the nod to mark just Tech's second time winning it, while a school-record five Hokies made an All-ACC first team. Under D'Amour's direction, pitcher Carrie Eberle was named ACC Pitcher of the Year and third baseman Kelsey Bennett was tabbed Freshman of the Year.

He also tutored two Softball America All-Americans in outfielders Emma Strouth and Darby Trull, who both hit over .400 and tallied 60-plus putouts, as well as a school-record seven NFCA All-Region (Mid-Atlantic) selections and a school-record eight VaSID all-staters. D'Amour also was tabbed VaSID Coach of the Year.

Under his watch, Tech became ranked during the season, something that hadn't been done since 2015, and got up to as high as No. 19 in the ESPN.com/USA Softball poll and No. 22 in the USA Today/NFCA poll. The Hokies were ranked for 11 consecutive weeks in the ESPN.com/USA Softball poll, breaking the program record set in 2007 of 10 weeks.

Tech took big strides at the plate in '19, resetting over 20 individual and team school records, including batting average (.334) and home runs (97), just to name a few. The Hokies led the ACC in batting average and home runs per game (1.67), while also getting it done in the circle with shutouts (22). D'Amour had the Hokies ready to play against in-state rival Virginia in the Commonwealth Clash presented by Virginia529, sweeping the Cavaliers 3-0 and not allowing a runner to touch third base or home plate in the series, a first in program history, for three shutout wins.

D'Amour joined the Hokies after two seasons as the head coach at Kennesaw State, where he led the Owls to a 79-37 record and two postseason appearances. Before taking over the Kennesaw State program in 2017, he earned a reputation as one of the nation's premier recruiters during his 10-year tenure as assistant coach at the University of Missouri, a perennial NCAA tournament participant.

RECORD vs. OPPONENTS

Akron	2-0
Akron	1-0
Alabama	0-2
Arizona	0-1
Arizona State	1-0
Army	1-0
Auburn	0-3
Austin Peay	0-1
Belmont	3-0
Bethune-Cookman	1-0
Binghamton	2-0
Boston College	6-0
Bradley	1-0
Brigham Young	2-0
Bucknell	2-0
Campbell	1-0
Central Michigan	1-0
Charleston Southern	2-0
Charlotte	2-2
Chattanooga	3-0
Clemson	5-3
Coastal Carolina	1-0
College of Charleston	2-0
Dartmouth	3-0
DePaul	0-2
Detroit Mercy	3-0
Duke	7-3
East Carolina	3-0
East Tennessee State	3-0
Eastern Illinois	1-1
Evansville	2-0
Florida	1-2
Florida A&M	1-0
Florida Gulf Coast	4-3
Florida State	4-2
Fort Wayne	2-0
Gardner-Webb	1-0
George Mason	1-0
George Washington	1-0
Georgia	1-2
Georgia State	7-1
Georgia Tech	6-3
Hofstra	0-1
Illinois	3-1
Iowa	1-1
IUPUI	1-0
Jacksonville	6-2
Jacksonville State	1-2
JMU	1-1
Kennesaw State	3-0
Kentucky	3-3
Lamar	0-1
Liberty	4-3
Lipscomb	6-0
LIU Brooklyn	1-0
Longwood	8-0
Louisville	8-2
Marist	2-0
Miami (OH)	2-0
Michigan State	3-0
Middle Tennessee	1-0
Minnesota	1-0
Missouri	1-1
Morehead State	2-1
Mount St. Mary's	2-0
Nebraska	1-0
NC State	10-3
North Carolina	6-3
North Carolina A&T	1-0
North Florida	0-1
Northwestern	2-0
Notre Dame	1-4
Ohio State	1-0
Oklahoma State	0-2
Omaha-Nebraska	1-0
Niagara	1-0
North Florida	5-2
Northern Iowa	0-1
Pitt	8-1
Purdue	4-0
Purdue Fort Wayne	1-0
Quinnipiac	0-1
Radford	6-1
Rutgers	0-2
Saint Francis (Pa)	1-0
Samford	1-0
South Carolina	2-0
South Carolina State	1-0
Southeast Missouri State	1-0
St. Louis	1-0
Stetson	5-1
Stony Brook	1-0
Syracuse	8-0
Tennessee	1-1
Tennessee Tech	1-0
Texas	1-1
Texas Southern	1-0
Texas State	1-1
UAB	5-0
UConn	2-0
UCF	2-1
UCLA	1-3
UNC Greensboro	0-1
UNCW	2-0
USC Upstate	5-3
USF	0-1
Virginia	12-2
Weber State	1-0
Wichita State	1-0
Wisconsin	1-0
WKU	1-0





JAYME BAILEY (JAY-me)

Senior | 5-5
U | R/R

Hurricane HS
Scott Depot, W.Va.

Major: Public Relations

2

- 2021 NFCA All Mid-Atlantic First Team
- 2021 Second-Team All-ACC
- 2021 VaSID First Team All-State
- 2x Preseason All-ACC
- 2020 VaSID First-Team All-State
- 2019 VaSID Second-Team All-State
- JWOS All-Freshman Team
- Second-Team NFCA All-Region (Mid-Atlantic)
- Schutt Sports/NFCA National Freshman of the Year Top 25
- 2019 First Team All-ACC
- ACC All-Freshmen Team
- 2018-19 ACC Academic Honor Roll

CAREER HIGHS

Hits 3, 5x, last vs. Purdue Fort Wayne (2/11/23)
 Runs 4 at NC State (3/14/21)
 RBIs 4, 4x, last at Virginia (4/7/23)
 HRs 2 at Virginia (3/6/20)
 Walks 2, 4x, last vs. Virginia [1] (4/12/19)
 Stolen Bases 1, 13x, last vs. Longwood (4/4/23)
 Hitting Streak 11 games (3/10/19 - 3/27/19)

2023 GAME-BY-GAME STATS

Date	Opponent	Pos	AB	R	H	RBI	2B	3B	HR	BB	SB	CS	HBP	SAC	SF	GDP	K	PO	A	E	Avg
Feb 9	vs East Carolina	*1b	2	1	2	0	1	0	0	0	0	0	1	0	0	0	0	4	0	0	1.000
Feb 9	at UNCW	*1b	3	0	1	0	0	0	0	0	0	0	1	0	0	0	0	6	0	0	.600
Feb 10	at UNCW	*1b	3	0	2	3	0	0	0	0	0	0	0	0	0	0	0	6	0	0	.625
Feb 10	vs East Carolina	*1b	3	0	2	0	0	0	0	0	0	0	0	0	0	0	7	1	0	.625	
Feb 11	vs Purdue - Fort Wayn	*1b	3	1	3	2	0	1	0	0	0	0	0	0	0	0	8	1	0	.714	
Feb 17	vs Oklahoma State	*1b	4	1	1	3	0	0	1	0	0	0	0	0	0	0	10	0	0	.611	
Feb 17	vs NEBRASKA	*1b	3	0	1	1	0	0	0	1	0	0	0	0	0	0	8	0	0	.571	
Feb 18	vs UCLA	*1b	3	1	1	2	0	0	0	0	0	0	0	0	0	0	1	7	0	.542	
Feb 18	vs Arizona	*1b	3	1	1	0	0	0	0	0	0	0	0	0	0	0	1	0	0	.519	
Feb 19	vs South Florida	*1b	2	1	0	0	0	0	0	1	0	0	0	0	0	0	0	1	0	.483	
Feb 24	vs Abilene Christian	*1b	2	1	1	0	0	0	0	0	0	0	0	0	0	0	0	3	0	.469	
Feb 24	at Texas	*1b	4	0	1	0	0	0	0	0	0	0	0	0	0	0	10	0	0	.444	
Feb 25	vs Texas Southern	*1b	3	1	1	1	0	0	0	0	0	0	0	0	0	0	8	0	0	.436	
Feb 25	at Texas	*1b	3	0	0	0	0	0	0	0	0	0	0	0	0	0	7	0	0	.405	
Feb 26	vs Abilene Christian	*1b	2	0	0	1	0	0	0	0	0	0	0	0	0	0	1	0	0	.386	
Mar 03	NC STATE	*1b	4	2	2	0	0	0	0	0	0	0	0	0	0	0	2	0	0	.396	
Mar 04	NC STATE	*1b	2	0	0	0	0	0	1	0	0	0	0	0	0	0	0	5	0	.380	
Mar 05	NC STATE	*1b	2	2	1	2	0	0	1	0	0	0	0	0	0	0	1	0	0	.385	
Mar 07	MOUNT ST. MARY'S-1	*1b	3	0	0	0	0	0	0	0	0	0	0	0	0	0	3	0	0	.364	
Mar 07	MOUNT ST. MARY'S-2	*1b	3	2	2	3	0	0	1	0	0	0	0	0	0	0	1	0	0	.379	
Mar 08	at Gardner-Webb	*1b	2	1	1	2	0	0	0	0	0	0	0	0	0	0	0	5	0	.363	
Mar 10	at North Carolina	*1b	3	0	2	0	0	0	0	1	0	0	0	0	0	0	0	4	0	.397	
Mar 11	at North Carolina-1	*1b	3	0	0	0	0	0	0	0	0	0	0	0	0	0	1	1	0	.379	
Mar 11	at North Carolina-2	*1b	4	0	0	0	0	0	0	0	0	0	0	0	0	0	1	8	0	.357	
Mar 18	at Georgia Tech-1	*1b	4	0	1	1	1	0	0	0	0	0	0	0	0	0	7	1	0	.351	
Mar 18	at Georgia Tech-2	*1b	3	2	2	1	0	0	1	0	0	0	0	0	0	0	1	5	1	.364	
Mar 19	at Georgia Tech	*1b	3	1	1	0	0	0	1	0	0	0	0	0	0	0	4	0	0	.363	
Mar 22	CHARLOTTE	*1b	3	1	1	2	0	0	1	0	0	0	0	0	0	0	4	1	0	.361	
Mar 24	CHATTANOOGA	*1b	3	1	1	0	0	0	1	0	0	0	0	0	0	0	0	4	0	.360	
Mar 25	CHATTANOOGA-1	*1b	3	1	0	0	0	0	0	1	0	0	0	0	0	0	3	6	0	.348	
Mar 25	CHATTANOOGA-2	*1b	4	0	1	0	0	0	0	0	0	0	0	0	0	0	1	9	0	.344	
Mar 28	LIBERTY	*1b	4	0	2	2	1	0	0	0	0	0	0	0	0	0	0	6	0	.351	
Apr 01	DUKE	*1b	3	1	1	1	0	0	0	0	0	0	0	0	0	0	1	5	0	.350	
Apr 02	DUKE-1	*1b	3	0	0	0	0	0	0	0	0	0	0	0	0	0	0	5	0	.340	
Apr 02	DUKE-2	*1b	4	2	2	3	0	0	1	0	0	0	0	0	0	0	0	8	0	.346	
Apr 04	LONGWOOD-1	*1b	3	1	1	0	0	0	0	1	0	0	0	0	0	0	0	5	0	.346	
Apr 04	LONGWOOD-2	*1b	3	1	2	1	0	0	0	1	0	0	0	0	0	0	0	9	0	.354	
Apr 06	at Virginia	*1b	5	1	2	1	1	0	0	0	0	0	0	0	0	0	1	5	0	.356	
Apr 07	at Virginia	*1b	4	1	1	4	0	0	1	0	0	0	0	0	0	0	2	8	0	.352	
Apr 08	at Virginia	*1b	2	0	1	0	0	0	0	1	0	0	0	0	0	0	0	8	0	.355	
Apr 11	TENNESSEE	*1b	2	0	0	0	0	0	0	0	0	0	0	0	0	0	0	6	0	.349	
Totals			41gs	126	29	44	36	4	2	11	11	4	0	3	0	1	0	14	221	5	.349

On base pct. .411 • Slugging pct. .675



JENNA PEARSON

Redshirt Sophomore | 5-8
U | R/R

North Stafford HS
North Stafford, Va.

Major: Computer Science

5

CAREER HIGHS

Hits
 Runs 1, 8x, last at Longwood (4/4/23)
 RBIs
 HRs
 Walks
 Stolen Bases
 Hitting Streak

2023 GAME-BY-GAME STATS

Date	Opponent	Pos	AB	R	H	RBI	2B	3B	HR	BB	SB	CS	HBP	SAC	SF	GDP	K	PO	A	E	Avg
Feb 10	at UNCW	pr	0	0	0	0	0	0	0	0	0	0	0	0	0	0	0	0	0	0	.000
Feb 18	vs Arizona	pr	0	0	0	0	0	0	0	0	0	0	0	0	0	0	0	0	0	0	.000
Feb 25	vs Texas Southern	pr/cf	0	0	0	0	0	0	0	0	0	0	0	0	0	0	0	0	0	0	.000
Feb 26	vs Abilene Christian	pr	0	0	0	0	0	0	0	0	0	0	0	0	0	0	0	0	0	0	.000
Mar 03	NC STATE	pr	0	0	0	0	0	0	0	0	0	0	0	0	0	0	0	0	0	0	.000
Mar 04	NC STATE	pr	0	0	0	0	0	0	0	0	0	0	0	0	0	0	0	0	0	0	.000
Mar 05	NC STATE	pr	0	1	0	0	0	0	0	0	0	0	0	0	0	0	0	0	0	0	.000
Mar 07	MOUNT ST. MARY'S-2	pr	0	1	0	0	0	0	0	0	0	0	0	0	0	0	0	0	0	0	.000
Mar 08	at Gardner-Webb	pr/cf	1	1	0	0	0	0	0	0	0	0	0	0	0	0	0	0	0	0	.000
Mar 18	at Georgia Tech-2	pr	0	1	0	0	0	0	0	0	0	0	0	0	0	0	0	0	0	0	.000
Mar 18	at Georgia Tech-1	pr	0	0	0	0	0	0	0	0	0	0	0	0	0	0	0	0	0	0	.000
Mar 25	CHATTANOOGA-2	pr	0	0	0	0	0	0	0	0	0	0	0	0	0	0	0	0	0	0	.000
Apr 01	DUKE	pr	0	0	0	0	0	0	0	0	0	0	0	0	0	0	0	0	0	0	.000
Apr 02	DUKE-2	pr	0	1	0	0	0	0	0	0	0	0	0	0	0	0	0	0	0	0	.000
Apr 04	LONGWOOD-2	pr	0	1	0	0	0	0	0	0	0	0	0	0	0	0	0	0	0	0	.000
Apr 06	at Virginia	pr	0	0	0	0	0	0	0	0	0	0	0	0	0	0	0	0	0	0	.000
Apr 07	at Virginia	pr	0	0	0	0	0	0	0	0	0	0	0	0	0	0	0	0	0	0	.000
Totals		Ogs	1	6	0	0	0	0	0	0	0	0	0	0	0	0	0	0	0	0	.000

On base pct. .000 • Slugging pct. .000



ADDY GREENE

Junior | 5-9
IF | L/R

Nansemond-Suffolk Academy
Suffolk, Va.

Major: Human Nutrition, Foods and
Exercise

6

CAREER HIGHS

Hits 3, 3x, last vs. Oklahoma State (2/17/23)
Runs 3 at Pitt (3/25/22)
RBIs 4, 3x, last vs. NC State (3/4/23)
HRs 2, 2x, last vs. NC State (3/4/23)
Walks 3 vs. Chattanooga (3/24/23)
Stolen Bases 1, 6x, last vs. East Tennessee State (3/9/22)
Hitting Streak 7 games (2/26/23 - 3/8/23)

2023 GAME-BY-GAME STATS

Table with columns: Date, Opponent, Pos, AB, R, H, RBI, 2B, 3B, HR, BB, SB, CS, HBP, SAC, SF, GDP, K, PO, A, E, Avg. Rows list games from Feb 9 to Apr 11, 2023.

On base pct. .371 • Slugging pct. .593



TEAGAN THRUNK (Tee-gan)

Freshman | 5-8
IF | R/R

Point Pleasant Borough HS
Point Pleasant, N.J.

Major: Human Nutrition Foods and
Exercise

7

CAREER HIGHS

Hits 3 vs. East Carolina (2/9/23)
Runs 2, 6x, last vs. Chattanooga (3/24/23)
RBIs 4 vs. Abilene Christian (2/24/23)
HRs 1, 4x, last at Georgia Tech (3/19/23)
Walks 1, 6x, last vs. Chattanooga (2/25/23)
Stolen Bases 1 vs. East Carolina (2/9/23)
Hitting Streak 3 games, 2x, last (2/24/23 - 2/25/23)

2023 GAME-BY-GAME STATS

Table with columns: Date, Opponent, Pos, AB, R, H, RBI, 2B, 3B, HR, BB, SB, CS, HBP, SAC, SF, GDP, K, PO, A, E, Avg. Rows list games from Feb 9 to Apr 8, 2023.

On base pct. .326 • Slugging pct. .468





KELSEY BENNETT

Senior | 5-5
IF | R/R

Buford HS
Buford, Ga.

Major: Public Relations

8

- 2022 All-ACC Third Team
- 2022 Preseason All-ACC
- 2022 Extra Inning Softball Extra Elite 100
- 2021 NFCA All Mid-Atlantic Second Team
- 2021 Second-Team All-ACC
- 2021 VaSID Second Team All-State
- 2021 JWOS Third Team All-American
- 3x Preseason All-ACC
- 2x Softball America Top 100 Players
- 2019 VaSID Rookie of the Year
- 2x VaSID First-Team All-State
- JWOS All-Freshman Team
- Schutt Sports/NFCA National Freshman of the Year Top 10
- ACC Freshman of the Year
- 2019 First-Team All-ACC
- ACC All-Freshman Team
- 2x ACC Co-Player of the Week (3/5/19) & (4/2/19)

CAREER HIGHS

- Hits 4, 2x las at Virginia (4/8/23)
- Runs 3, 5x, last at Florida State (4/9/22)
- RBIs 7 at NC State (3/14/21)
- HRs 3 at NC State (3/14/21)
- Walks 3 at Pitt (3/23/19)
- Stolen Bases 1, 3x, last vs. Missouri (2/12/22)
- Hitting Streak 8 games (3/20/19 - 3/31/19)

2023 GAME-BY-GAME STATS

Date	Opponent	Pos	AB	R	H	RBI	2B	3B	HR	BB	SB	CS	HBP	SAC	SF	GDP	K	PO	A	E	Avg
Feb 9	vs East Carolina	*c	2	0	0	1	0	0	0	0	0	0	0	0	0	1	0	1	7	0	0.000
Feb 10	at UNCW	*3b	1	0	0	0	0	0	0	0	0	0	0	0	0	0	0	0	1	0	0.000
Feb 17	vs Oklahoma State	*3b	4	1	2	1	0	0	1	0	0	0	0	0	0	0	0	0	0	0	0.286
Feb 17	vs NEBRASKA	*3b	4	1	1	1	0	0	1	0	0	0	0	0	0	0	0	1	0	3	0.273
Feb 18	vs UCLA	*3b	3	0	0	0	0	0	0	0	0	0	0	0	0	0	0	1	0	1	0.143
Feb 18	vs Arizona	*3b	3	0	0	0	0	0	0	0	0	0	0	0	0	0	0	0	0	1	0.176
Feb 19	vs South Florida	*3b	2	0	1	1	0	0	1	0	0	0	0	0	0	0	0	0	1	0	0.211
Feb 24	vs Abilene Christian	*3b	3	0	1	2	1	0	0	0	0	0	0	0	0	0	0	1	0	2	0.227
Feb 24	at Texas	*3b	3	1	2	0	0	1	0	0	0	0	0	0	0	0	0	0	1	0	0.240
Feb 25	vs Texas Southern	*3b	2	0	0	0	0	0	0	0	0	0	0	0	0	0	0	0	2	0	0.222
Feb 25	at Texas	*3b	3	1	2	1	0	0	1	0	0	0	0	0	0	0	0	0	1	0	0.267
Feb 26	vs Abilene Christian	*3b	3	0	0	0	0	0	0	0	0	0	0	0	0	0	0	0	0	0	0.242
Mar 03	NC STATE	*3b	2	0	1	2	0	0	0	0	0	0	0	0	0	1	0	0	1	1	0.257
Mar 04	NC STATE	*3b	3	0	0	0	0	0	0	0	0	0	0	0	0	0	0	0	3	0	0.237
Mar 05	NC STATE	*3b	3	0	0	0	0	0	0	0	0	0	0	0	0	0	0	0	1	0	0.225
Mar 07	MOUNT ST. MARYS-1	*3b	3	0	0	0	0	0	0	0	0	0	0	0	0	0	0	0	0	0	0.209
Mar 08	at Gardner-Webb	*3b	3	0	1	0	0	0	0	0	0	0	0	0	0	0	0	0	4	0	0.217
Mar 10	at North Carolina	*3b	2	0	1	0	0	0	1	0	0	0	0	0	0	0	0	0	0	1	0.229
Mar 11	at North Carolina-1	*3b	3	0	0	0	0	0	0	0	0	0	0	0	0	0	0	1	0	1	0.216
Mar 11	at North Carolina-2	*3b	3	0	1	0	0	0	0	0	0	0	0	0	0	0	0	0	1	1	0.222
Mar 18	at Georgia Tech-1	*3b	2	0	0	0	0	0	0	0	0	0	0	0	0	0	0	1	0	2	0.214
Mar 18	at Georgia Tech-2	*3b	2	1	1	1	0	0	1	0	0	0	0	0	0	0	0	0	0	1	0.224
Mar 19	at Georgia Tech	*3b	2	1	1	0	0	1	0	1	0	0	0	0	0	0	0	0	0	0	0.233
Mar 22	CHARLOTTE	*3b	2	0	0	0	0	0	0	0	0	0	0	0	0	1	0	0	0	0	0.226
Mar 24	CHATTANOOGA	*3b	3	0	2	5	2	0	1	0	0	0	0	0	0	0	0	0	1	0	0.246
Mar 25	CHATTANOOGA-1	*3b	3	0	1	0	0	0	0	0	0	0	0	0	0	0	0	0	0	0	0.250
Mar 25	CHATTANOOGA-2	*3b	1	1	0	0	0	0	1	0	0	1	0	0	0	0	1	1	2	0	0.246
Mar 28	LIBERTY	*3b	4	0	2	1	0	0	0	0	0	0	0	0	0	0	0	0	0	2	0.260
Apr 01	DUKE	*3b	0	0	0	0	0	0	1	0	0	0	0	0	0	0	0	0	1	0	0.253
Apr 02	DUKE-1	*3b	2	0	0	0	0	0	0	0	0	0	0	0	0	0	0	1	1	1	0.247
Apr 02	DUKE-2	*3b	3	0	0	0	0	0	0	0	0	0	0	0	0	0	0	0	3	0	0.237
Apr 04	LONGWOOD-1	*3b	3	1	1	0	0	0	0	0	0	0	0	0	0	0	0	0	1	1	0.241
Apr 04	LONGWOOD-2	*3b	3	0	0	0	0	0	0	0	0	0	0	0	0	0	0	0	0	6	0.233
Apr 06	at Virginia	*3b	2	1	1	2	0	0	1	2	0	0	0	0	0	1	0	0	1	0	0.239
Apr 07	at Virginia	*3b	2	0	0	0	0	0	1	0	0	1	0	0	0	0	0	0	3	2	0.233
Apr 08	at Virginia	*3b	4	2	4	1	1	0	1	0	0	0	0	0	0	0	0	0	1	5	0.286
Apr 11	TENNESSEE	*3b	1	0	0	0	0	0	0	0	0	0	0	0	0	0	1	0	1	0	0.263
Totals			37gs	95	11	25	21	5	1	7	10	0	2	0	3	1	9	19	49	4	0.263

On base pct. .336 • Slugging pct. .558



MEGAN FURR

Freshman | 5-7
OF | L/L

Westfield HS
Centreville, Va.

Major: Business - Undecided

10

CAREER HIGHS

- Hits
- Runs
- RBIs
- HRs
- Walks
- Stolen Bases
- Hitting Streak

2023 GAME-BY-GAME STATS

Date	Opponent	Pos	AB	R	H	RBI	2B	3B	HR	BB	SB	CS	HBP	SAC	SF	GDP	K	PO	A	E	Avg
Mar 08	at Gardner-Webb	ph	0	0	0	0	0	0	0	1	0	0	0	0	0	0	0	0	0	0	0.000
Apr 04	LONGWOOD-2	ph	0	0	0	0	0	0	0	1	0	0	0	0	0	0	0	0	0	0	0.000
Totals			0gs	0	0	0	0	0	0	2	0	0	0	0	0	0	0	0	0	0	0.000

On base pct. 1.000 • Slugging pct. .000





KYLIE ALDRIDGE (All-dridge)

Freshman | 5-11
C | L/R

Gray's Creek HS
Fayetteville, N.C.

Major: Public Health

11

CAREER HIGHS

Hits 2 vs. Chattanooga (3/25/23)
Runs 2 vs. Mount St. Mary's (3/7/23)
RBIs 3 at Virginia (4/8/23)
HRs 1, 3x, last at Virginia (4/8/23)
Walks 4 vs. Chattanooga (3/24/23)
Stolen Bases 1 vs. Longwood (4/4/23)
Hitting Streak

2023 GAME-BY-GAME STATS

Date	Opponent	Pos	AB	R	H	RBI	2B	3B	HR	BB	SB	CS	HBP	SAC	SF	GDP	K	PO	A	E	Avg
Feb 9	at UNCW	*c	1	0	1	0	1	0	0	2	0	0	0	0	0	0	0	9	1	0	1.000
Feb 10	at UNCW	*c	2	0	0	0	0	0	1	0	0	0	0	0	0	0	7	0	0	0	.333
Feb 10	vs East Carolina	*c	1	1	0	0	0	0	0	2	0	0	0	0	0	0	2	0	0	0	.250
Feb 11	vs Purdue - Fort Wayn	*c	3	0	0	0	0	0	0	0	0	0	0	0	0	0	2	0	0	0	.143
Feb 17	vs Oklahoma State	*c	2	0	0	0	0	0	1	0	0	0	0	0	0	0	4	1	0	0	.111
Feb 17	vs NEBRASKA	*c	2	0	0	0	0	0	0	1	0	0	0	0	0	0	5	0	0	0	.091
Feb 18	vs UCLA	*c	2	0	0	0	0	0	0	0	0	0	0	0	0	1	0	7	0	0	.077
Feb 18	vs Arizona	*c	2	0	0	0	0	0	0	0	0	0	0	0	0	2	17	0	0	0	.067
Feb 19	vs South Florida	*c	0	0	0	0	0	0	0	0	0	0	0	0	0	0	2	0	0	0	.067
Feb 24	vs Abilene Christian	*c	1	1	0	0	0	0	0	1	0	0	0	0	0	0	2	0	0	0	.062
Feb 24	at Texas	*c	2	0	0	0	0	0	0	0	0	0	0	0	0	1	6	1	0	0	.056
Feb 25	vs Texas Southern	*c	2	0	0	0	0	0	0	0	0	0	0	0	0	0	5	1	0	0	.050
Feb 25	at Texas	*c	1	0	0	0	0	0	0	0	0	0	0	0	0	0	5	1	0	0	.048
Mar 04	NC STATE	*c	1	1	1	2	0	0	1	0	0	0	0	0	0	0	5	0	0	0	.091
Mar 05	NC STATE	*c	1	0	0	1	0	0	0	0	0	0	0	0	0	0	1	1	0	0	.087
Mar 07	MOUNT ST. MARY'S-1	*c	2	1	1	1	0	0	0	0	0	0	0	0	0	0	11	1	0	0	.120
Mar 07	MOUNT ST. MARY'S-2	*c	2	2	1	1	0	0	1	1	0	0	0	0	0	0	13	1	0	0	.148
Mar 08	at Gardner-Webb	*c	2	0	0	0	0	0	0	1	0	0	0	0	0	0	0	1	0	0	.138
Mar 10	at North Carolina	*c	2	0	0	0	0	0	0	0	0	0	0	0	0	0	11	1	0	0	.129
Mar 11	at North Carolina-1	*c	2	0	0	0	0	0	0	0	0	0	0	0	0	0	4	0	0	0	.121
Mar 11	at North Carolina-2	*c	1	0	0	0	0	0	0	0	0	0	0	0	0	0	6	0	0	0	.118
Mar 18	at Georgia Tech-1	*c	1	0	0	0	0	0	0	1	0	0	0	0	0	0	7	0	0	0	.114
Mar 18	at Georgia Tech-2	*c	2	1	0	0	0	0	0	0	0	1	0	0	0	0	4	1	0	0	.108
Mar 19	at Georgia Tech	*c	1	0	0	0	0	0	0	1	0	0	0	0	0	0	11	0	0	0	.105
Mar 22	CHARLOTTE	*c	1	0	0	0	0	0	0	0	0	0	0	0	0	0	14	0	0	0	.103
Mar 24	CHATTANOOGA	*c	0	1	0	0	0	0	0	4	0	0	0	0	0	0	12	0	0	0	.103
Mar 25	CHATTANOOGA-1	*c	2	0	2	1	0	0	0	1	0	0	0	0	0	0	12	0	0	0	.146
Mar 25	CHATTANOOGA-2	*c	1	0	0	1	0	0	0	0	0	0	0	0	1	0	6	0	0	0	.143
Mar 28	LIBERTY	*c	4	0	0	0	0	0	0	0	0	0	0	0	0	0	8	0	0	0	.130
Apr 01	DUKE	*c	1	0	0	0	0	0	1	0	0	0	0	0	0	0	1	6	0	0	.128
Apr 02	DUKE-1	*c	1	0	0	0	0	0	0	0	0	0	0	0	0	0	1	5	0	0	.125
Apr 02	DUKE-2	*c	1	0	0	0	0	0	0	0	0	0	0	0	1	0	0	7	0	0	.122
Apr 04	LONGWOOD-1	*c	2	0	0	0	0	0	0	0	0	0	0	0	0	0	6	1	0	0	.116
Apr 04	LONGWOOD-2	*c	1	1	1	0	0	0	0	1	1	0	0	0	0	0	3	0	0	0	.135
Apr 06	at Virginia	*c	2	0	0	0	0	0	0	0	0	0	0	0	0	0	1	5	0	0	.130
Apr 07	at Virginia	*c	1	1	0	0	0	0	0	0	0	0	0	0	0	0	3	1	0	0	.127
Apr 08	at Virginia	*c	1	1	3	0	0	1	2	0	0	0	0	0	0	0	5	0	0	0	.143
Apr 11	TENNESSEE	*c	1	0	0	0	0	0	0	0	0	0	0	0	0	0	1	6	0	0	.140
Totals			34gs	57	10	8	9	2	0	3	21	1	0	1	1	1	9	241	11	3	.140

On base pct. .375 • Slugging pct. .333



SHANAN HESTER (Shannon)

Graduate | 5-6
U | R/R

Corinth Holders HS / Roanoke College
Wendell, N.C.

Major: Natural Resources

12

CAREER HIGHS

Hits
Runs 1 at Gardner-Webb (3/8/23)
RBIs
HRs
Walks
Stolen Bases
Hitting Streak

2023 GAME-BY-GAME STATS

Date	Opponent	Pos	AB	R	H	RBI	2B	3B	HR	BB	SB	CS	HBP	SAC	SF	GDP	K	PO	A	E	Avg	
Feb 10	at UNCW	ph	1	0	0	0	0	0	0	0	0	0	0	0	0	0	0	0	0	0	0	.000
Mar 08	at Gardner-Webb	pr	0	1	0	0	0	0	0	0	0	0	0	0	0	0	0	0	0	0	0	.000
Apr 04	LONGWOOD-1	pr	0	0	0	0	0	0	0	0	0	0	0	0	0	0	0	0	0	0	0	.000
Totals		Ugs	1	1	0	0	0	0	0	0	0	0	0	0	0	0	0	0	0	0	0	.000

On base pct. .000 • Slugging pct. .000





PAYTON LIST

Freshman | 5-11
RHP | R/R

Beaver HS
Beaver, Pa.

Major: Wildlife Conservation

13

CAREER HIGHS

- Innings (High)
- Strikeouts (High)
- Hits (Low)
- Runs (Low)
- Earned Runs (Low)
- Walks (Low)



EMMA JACKSON

Freshman | 5-8
OF | R/R

Chincoteague HS
Chincoteague, Va.

Major: University Studies

14

CAREER HIGHS

- Hits 2 vs. Mount St. Mary's (3/7/23)
- Runs 2, 2x, last vs. Liberty (3/28/23)
- RBIs 3 vs. Texas Southern (2/25/23)
- HRs 1, 4x, last vs. North Carolina (3/10/23)
- Walks 1, 4x, last vs. Chattanooga (3/24/23)
- Stolen Bases
- Hitting Streak 4 games (2/24/23 - 2/25/23)

2023 GAME-BY-GAME STATS

Date	Opponent	Pos	AB	R	H	RBI	2B	3B	HR	BB	SB	CS	HBP	SAC	SF	GDP	K	PO	A	E	Avg
Feb 9	at UNCW	ph	1	0	0	0	0	0	0	0	0	0	0	0	0	0	0	0	0	0	0.000
Feb 17	vs NEBRASKA	pr	0	0	0	0	0	0	0	0	0	0	0	0	0	0	0	0	0	0	0.000
Feb 24	vs Abilene Christian	*of	2	0	1	0	1	0	0	0	0	0	0	0	0	0	0	0	1	0	0.333
Feb 24	at Texas	*dh	3	1	1	1	0	0	1	0	0	0	0	0	0	0	0	0	0	0	0.333
Feb 25	vs Texas Southern	*dh	2	1	1	3	0	0	1	0	0	0	0	0	0	0	0	1	0	0	0.375
Feb 25	at Texas	*dh	2	1	1	0	0	0	0	1	0	0	0	0	0	0	0	0	0	0	0.400
Feb 26	vs Abilene Christian	*dh	3	0	0	0	0	0	0	0	0	0	0	0	0	0	0	0	0	0	0.308
Mar 03	NC STATE	*dh	2	1	1	0	0	0	1	0	0	0	0	0	0	0	0	0	0	0	0.333
Mar 04	NC STATE	*dh	2	0	1	0	0	0	0	0	0	0	0	0	0	0	0	0	0	0	0.353
Mar 05	NC STATE	*ph	0	1	0	1	0	0	0	1	0	0	0	0	0	0	0	0	0	0	0.353
Mar 07	MOUNT ST. MARY'S-2	*of	3	2	2	2	0	0	1	0	0	0	0	0	0	0	0	0	0	0	0.400
Mar 08	at Gardner-Webb	*of	2	1	1	1	0	0	0	0	0	0	0	0	0	0	0	1	1	0	0.409
Mar 10	at North Carolina	*dh	4	1	1	1	0	0	1	0	0	0	0	0	0	0	0	0	0	0	0.385
Mar 11	at North Carolina-1	*dh	3	0	0	0	0	0	0	0	0	0	0	0	0	0	0	1	0	0	0.345
Mar 11	at North Carolina-2	*dh	4	1	1	1	0	0	0	0	0	0	0	0	0	0	0	1	0	0	0.333
Mar 18	at Georgia Tech-1	*dh	2	0	0	0	0	0	0	0	0	0	0	0	0	0	0	1	0	0	0.314
Mar 18	at Georgia Tech-2	*dh	2	0	0	0	0	0	0	0	0	0	0	0	0	0	0	2	0	0	0.297
Mar 22	CHARLOTTE	ph	1	0	0	0	0	0	0	0	0	0	0	0	0	0	0	1	0	0	0.289
Mar 24	CHATTANOOGA	*dh	2	1	0	0	0	0	1	0	0	0	0	0	0	0	0	1	0	0	0.275
Mar 25	CHATTANOOGA-2	ph	1	0	0	0	0	0	0	0	0	0	0	0	0	0	0	1	0	0	0.268
Mar 26	LIBERTY	pr/dh	1	2	1	0	0	0	0	0	0	0	0	0	0	0	0	0	0	0	0.286
Apr 01	DUKE	ph	1	0	0	0	0	0	0	0	0	0	0	0	0	0	0	0	0	0	0.279
Apr 02	DUKE-2	pr	0	1	0	0	0	0	0	0	0	0	0	0	0	0	0	0	0	0	0.279
Apr 04	LONGWOOD-1	ph	1	0	0	0	0	0	0	0	0	0	0	0	0	0	0	1	0	0	0.273
Apr 08	at Virginia	ph	1	0	0	0	0	0	0	0	0	0	0	0	0	0	0	1	0	0	0.267
Totals			14gs	45	14	12	10	1	4	4	0	0	0	0	0	0	12	2	0	1	0.287

On base oct. .327 • Sluuaoina oct. .556



EMMA YATES

Junior | 5-6
C | R/R

South County HS
Fairfax Station, Va.

Major: Criminology

15

CAREER HIGHS

Hits 1, 2x, last vs. Longwood (4/4/23)
Runs 1, 10x, last vs East Carolina (2/9/23)
RBIs 1, 2x, last vs. Longwood (4/4/23)
HRs
Walks 1 at Pitt (3/25/22)
Stolen Bases
Hitting Streak

2023 GAME-BY-GAME STATS

Date	Opponent	Pos	AB	R	H	RBI	2B	3B	HR	BB	SB	CS	HBP	SAC	SF	GDP	K	PO	A	E	Avg
Feb 9	vs East Carolina	pr	0	1	0	0	0	0	0	0	0	0	0	0	0	0	0	2	0	0	.000
Feb 10	at UNCW	c	1	0	0	0	0	0	0	0	0	0	0	0	0	0	0	0	0	0	.000
Mar 08	at Gardner-Webb	ph	1	0	0	0	0	0	0	0	0	0	0	0	0	0	0	0	0	0	.000
Apr 04	LONGWOOD-2	ph	1	0	1	1	0	0	0	0	0	0	0	0	0	0	0	0	0	0	.333
Totals		ogs	3	1	1	1	0	0	0	0	0	0	0	0	0	0	0	2	0	0	.333

On base pct. .333 • Slugging pct. .333



MEREDITH SLAW

Senior | 5-11
IF | L/R

Rappahannock HS
Warsaw, Va.

Major: Accounting & Information Systems

16

2023 Presason All-ACC Team
2022 NFCA Mid-Atlantic Region First Team
2022 All-ACC First Team
2022 All-ACC Academic Team
2022 VaSID First Team
2022 ACC Player of the Week (4/12)

CAREER HIGHS

Hits 3, 6x, last at Boston College (4/29/22)
Runs 2, 3x, last vs. Virginia (4/16/22)
RBIs 4, 7x, last vs. Kentucky (5/21/22)
HRs 2, 2x, last vs. Virginia (4/16/22)
Walks 3 at Kennesaw State [1] (2/13/21)
Stolen Bases 1 vs. Dartmouth (2/21/20)
Hitting Streak 12 games (3/25/22 - 4/23/22)

2023 GAME-BY-GAME STATS

Date	Opponent	Pos	AB	R	H	RBI	2B	3B	HR	BB	SB	CS	HBP	SAC	SF	GDP	K	PO	A	E	Avg	
Feb 9	vs East Carolina	*dh	2	1	1	0	0	0	0	0	0	0	0	0	0	0	0	0	0	0	.500	
Feb 10	at UNCW	*dh	3	0	0	0	0	0	0	0	0	0	0	1	0	0	0	0	0	0	.200	
Feb 11	vs Purdue - Fort Wayn	*dh	3	0	0	0	0	0	0	0	0	0	0	0	0	0	0	0	0	0	.125	
Feb 17	vs Oklahoma State	*dh/ph	4	0	0	0	0	0	0	0	0	0	0	0	0	0	0	0	0	0	.083	
Feb 18	vs UCLA	ph	1	0	0	0	0	0	0	0	0	0	0	0	0	0	0	1	0	0	.077	
Feb 18	vs Arizona	ph	1	0	0	0	0	0	0	0	0	0	0	0	0	0	0	0	0	0	.071	
Feb 19	vs South Florida	ph	1	0	0	0	0	0	0	0	0	0	0	0	0	0	0	0	0	0	.067	
Feb 24	vs Abilene Christian	1b	0	0	0	0	0	0	0	1	0	0	0	0	0	0	0	0	0	2	0	.067
Feb 25	at Texas	ph	1	0	0	0	0	0	0	0	0	0	0	0	0	0	0	0	0	0	.062	
Feb 26	vs Abilene Christian	ph	0	0	0	0	0	0	0	1	0	0	0	0	0	0	0	0	0	0	.062	
Mar 05	NC STATE	ph	1	0	0	0	0	0	0	0	0	0	0	0	0	0	0	0	0	0	.059	
Mar 07	MOUNT ST. MARY'S-1	ph	0	0	0	0	0	0	0	1	0	0	0	0	0	0	0	0	0	0	.059	
Mar 07	MOUNT ST. MARY'S-2	*dh	3	0	1	1	1	0	0	0	0	0	0	0	0	0	0	0	0	0	.100	
Mar 08	at Gardner-Webb	ph/1b	0	0	0	0	0	0	0	1	0	0	0	0	0	0	0	0	0	3	0	.100
Mar 18	at Georgia Tech-1	ph	1	0	0	0	0	0	0	0	0	0	0	0	0	0	0	0	0	0	.095	
Mar 19	at Georgia Tech	ph	1	0	0	0	0	0	0	0	0	0	0	0	0	0	0	0	0	0	.091	
Mar 22	CHARLOTTE	*dh	3	0	0	0	0	0	0	0	0	0	0	0	0	0	0	0	0	0	.080	
Mar 24	CHATTANOOGA	ph	1	0	0	0	0	0	0	0	0	0	0	0	0	0	0	0	1	0	.077	
Mar 25	CHATTANOOGA-2	ph	1	0	0	0	0	0	0	0	0	0	0	0	0	0	0	0	1	0	.074	
Apr 02	DUKE-1	ph	1	1	1	1	0	0	1	0	0	0	0	0	0	0	0	0	0	0	.107	
Apr 02	DUKE-2	ph	0	0	0	0	0	0	1	0	0	0	0	0	0	0	0	0	0	0	.107	
Apr 04	LONGWOOD-1	ph	1	0	0	0	0	0	0	0	0	0	0	0	0	0	0	0	0	0	.103	
Apr 04	LONGWOOD-2	*dh	3	0	1	1	0	0	0	0	0	0	0	0	0	0	0	0	1	0	.125	
Apr 06	at Virginia	ph	1	0	0	0	0	0	0	0	0	0	0	0	0	0	0	0	0	0	.121	
Apr 11	TENNESSEE	ph	1	0	0	0	0	0	0	0	0	0	0	0	0	0	0	0	0	0	.118	
Totals		7ss	34	2	4	3	1	0	1	5	0	0	1	0	0	0	0	0	5	0	.118	

On base pct. .250 • Slugging pct. .235





MOLLY JACOBSON

R-Sophomore | 6-0
P | R/R

Waukee HS
Waukee, Iowa

Major: Criminology

17

CAREER HIGHS

Innings (High)	6.0 vs. Chattanooga (3/25/23)
Strikeouts (High)	7 vs. Mount St. Mary's (3/7/23)
Hits (Low) (Min. 5 IP)	3 vs. Texas Southern (2/25/23)
Runs (Low) (Min. 5 IP)	0 vs. Texas Southern (2/25/23)
Earned Runs (Low) (Min. 5 IP)	0 vs. Texas Southern (2/25/23)
Walks (Low) (Min. 5 IP)	0, 3x, last vs. Longwood (4/4/23)
Number of Pitches (High)	100 vs. Chattanooga (3/25/23)

2023 GAME-BY-GAME STATS

Date	Opponent	Pos	AB	R	H	RBI	2B	3B	HR	BB	SB	CS	HBP	SAC	SF	GDP	K	PO	A	E	Avg	
Feb 17	vs Oklahoma State	p	0	0	0	0	0	0	0	0	0	0	0	0	0	0	0	0	2	0	0.000	
Feb 25	vs Texas Southern	p	0	0	0	0	0	0	0	0	0	0	0	0	0	0	0	0	1	0	0.000	
Mar 08	at Gardner-Webb	p	0	0	0	0	0	0	0	0	0	0	0	0	0	0	0	0	1	0	0.000	
Apr 02	DUKE-1	p	0	0	0	0	0	0	0	0	0	0	0	0	0	0	0	0	0	1	0.000	
Apr 04	LONGWOOD-2	p	0	0	0	0	0	0	0	0	0	0	0	0	0	0	0	0	1	0	0.000	
Apr 07	at Virginia	p	0	0	0	0	0	0	0	0	0	0	0	0	0	0	0	0	7	0	0.000	
Totals		2gs	0	0	0	0	0	0	0	0	0	0	0	0	0	0	0	0	0	11	0	.000

On base pct. .000 • Slugging pct. .000

#17 Molly Jacobson - 11 appearances (All games)

Date	Opponent	GS	IP	H	R	ER	BB	SO	2B	3B	HR	WP	BK	HBP	IBB	Score	W-L	Sv	ERA	NP
Feb 11	vs Purdue - Fort Wayne		2.0	3	0	0	0	0	0	0	0	0	0	0	0	9-0	0-0	0	0.00	20
Feb 17	vs Oklahoma State		2.1	4	1	1	0	1	2	0	0	0	0	0	0	9-10	0-1	0	1.62	34
Feb 25	vs Texas Southern	*	3.0	3	0	0	0	1	0	0	0	0	0	0	0	8-0	1-1	0	0.75	59
Mar 07	MOUNT ST. MARYS-2	*	3.0	6	2	1	0	7	1	0	0	0	0	0	0	10-2	1-1	0	1.14	65
Mar 08	at Gardner-Webb	*	2.0	1	0	0	2	0	0	0	0	0	0	0	0	15-3	1-1	0	0.98	-
Mar 18	at Georgia Tech-2	*	5.2	5	2	2	3	0	0	0	1	0	0	0	0	8-2	2-1	0	1.40	82
Mar 25	CHATTANOOGA-2	*	6.0	11	5	5	1	4	0	0	1	0	0	0	0	9-5	3-1	0	2.42	100
Apr 02	DUKE-1	*	0.1	4	4	4	0	0	1	0	2	0	0	0	0	1-5	3-1	0	3.46	16
Apr 04	LONGWOOD-2	*	5.0	4	1	0	2	0	0	0	1	0	0	0	0	11-1	4-1	0	3.13	51
Apr 07	at Virginia	*	2.2	4	1	0	2	1	0	0	0	0	0	0	0	5-6	4-2	0	2.88	29
Apr 11	TENNESSEE	*	1.0	2	1	1	0	1	1	0	0	0	0	0	0	0-11	4-2	0	3.00	20
Totals		5	35.0	47	17	15	1	23	6	0	4	2	0	0	0	85-45	4-2	0	3.00	-



LYNDSEY GREIN (Grine)

Freshman | 5-7
RHP | R/R

Lincoln-Way Central HS
Mokena, Ill.

Major: Consumer Studies

18

CAREER HIGHS

Innings (High)	7.0, 3x, last vs. Mount St. Mary's (3/7/23)
Strikeouts (High)	11 vs. Mount St. Mary's (3/7/23)
Hits (Low) (Min. 5 IP)	1, 2x, last vs. Abilene Christian (2/24/23)
Runs (Low) (Min. 5 IP)	0 vs. Abilene Christian (2/24/23)
Earned Runs (Low) (Min. 5 IP)	0, 2x, last vs. ACU (2/24/23)
Walks (Low) (Min. 5 IP)	0 vs. UCLA (2/18/23)
Number of Pitches (High)	129 vs. Mount St. Mary's (3/7/23)

2023 GAME-BY-GAME STATS

Date	Opponent	Pos	AB	R	H	RBI	2B	3B	HR	BB	SB	CS	HBP	SAC	SF	GDP	K	PO	A	E	Avg	
Feb 9	at UNCW	p	0	0	0	0	0	0	0	0	0	0	0	0	0	0	0	0	0	0	0.000	
Feb 10	vs East Carolina	p	0	0	0	0	0	0	0	0	0	0	0	0	0	0	0	0	0	0	0.000	
Feb 17	vs Oklahoma State	p	0	0	0	0	0	0	0	0	0	0	0	0	0	0	0	0	0	0	0.000	
Feb 18	vs UCLA	p	0	0	0	0	0	0	0	0	0	0	0	0	0	0	0	0	0	0	0.000	
Feb 24	vs Abilene Christian	p	0	0	0	0	0	0	0	0	0	0	0	0	0	0	0	0	0	0	0.000	
Mar 07	MOUNT ST. MARYS-1	p	0	0	0	0	0	0	0	0	0	0	0	0	0	0	0	0	0	0	0.000	
Mar 11	at North Carolina-1	p	0	0	0	0	0	0	0	0	0	0	0	0	0	0	0	0	0	0	0.000	
Mar 24	CHATTANOOGA	p	0	0	0	0	0	0	0	0	0	0	0	0	0	0	0	0	0	0	0.000	
Apr 02	DUKE-1	p	0	0	0	0	0	0	0	0	0	0	0	0	0	0	0	0	0	0	0.000	
Apr 11	TENNESSEE	p	0	0	0	0	0	0	0	0	0	0	0	0	0	0	0	0	0	1	0.000	
Totals		8gs	0	0	0	0	0	0	0	0	0	0	0	0	0	0	0	0	0	11	0	.000

On base pct. .000 • Slugging pct. .000

#18 Lyndsey Grein - 15 appearances (All games)

Date	Opponent	GS	IP	H	R	ER	BB	SO	2B	3B	HR	WP	BK	HBP	IBB	Score	W-L	Sv	ERA	NP	
Feb 9	at UNCW	*	7.0	4	1	1	1	9	1	1	0	0	0	0	0	0	5-1	4-0	0	1.00	105
Feb 10	vs East Carolina	*	7.0	1	2	0	2	2	0	0	0	0	0	0	0	0	4-2	2-0	0	0.50	79
Feb 17	vs Oklahoma State	*	4.0	11	9	3	3	3	1	0	3	0	0	0	0	0	9-10	2-0	0	3.89	93
Feb 18	vs UCLA	*	5.1	7	2	2	0	6	1	0	1	0	0	0	0	0	4-8	2-0	0	3.69	104
Feb 24	vs Abilene Christian	*	5.0	1	0	0	1	7	0	0	0	0	0	0	0	0	11-0	3-0	0	2.96	70
Feb 25	at Texas	*	6.0	11	8	6	2	4	1	0	1	1	0	0	0	0	2-8	3-1	0	3.67	94
Mar 04	NC STATE	*	4.0	2	3	3	1	4	0	0	1	0	0	0	0	0	7-3	3-1	0	3.83	72
Mar 07	MOUNT ST. MARYS-1	*	7.0	7	5	3	3	11	1	0	2	1	0	0	0	0	6-5	4-1	0	3.71	128
Mar 08	at Gardner-Webb	*	3.0	3	3	1	1	1	1	0	0	1	0	0	0	0	15-3	5-1	0	3.62	-
Mar 11	at North Carolina-1	*	6.0	10	4	4	2	3	1	0	1	1	0	0	0	0	0-4	5-2	0	3.74	100
Mar 24	CHATTANOOGA	*	4.0	10	7	4	1	5	0	0	1	0	0	0	0	0	12-7	5-2	0	3.96	91
Apr 02	DUKE-1	*	6.2	4	1	1	2	5	1	0	0	1	0	0	0	0	1-5	6-3	0	3.66	104
Apr 04	LONGWOOD-1	*	6.0	5	2	2	1	5	1	0	1	0	0	0	0	0	10-2	7-3	0	3.55	90
Apr 07	at Virginia	*	4.1	6	5	4	4	3	0	0	0	2	0	0	0	0	5-6	7-3	0	3.72	165
Apr 11	TENNESSEE	*	2.2	0	3	2	1	2	0	0	0	0	0	0	0	0	0-11	7-3	0	3.86	51
Totals		13	78.0	87	55	43	26	69	10	1	11	7	0	1	0	91-75	7-3	0	3.86	-	





MADISON HANSON

Junior | 5-11
IF | R/R

Isle of Wight Academy
Smithfield, Va.

Major: Agriculture and Life Sciences

19

CAREER HIGHS

Hits 2, 2x, last vs. Mount St. Mary's (3/7/23)
Runs 1, 4x, last vs. Mount St. Mary's (3/7/23)
RBIs 3 vs. Mount St. Mary's (3/7/23)
HRs 1, 3x, last vs. Mount St. Mary's (3/7/23)
Walks 1, 9x, last at Georgia Tech (3/18/23)
Stolen Bases
Hitting Streak 4 games (2/10/23 - 2/18/23)

2023 GAME-BY-GAME STATS

Date	Opponent	Pos	AB	R	H	RBI	2B	3B	HR	BB	SB	CS	HBP	SAC	SF	GDP	K	PO	A	E	Avg	
Feb 9	vs East Carolina	ph/dh	1	0	0	0	0	0	0	0	0	0	0	0	0	0	0	0	0	0	0	.000
Feb 10	at UNCW	ph	1	0	1	0	1	0	0	0	0	0	0	0	0	0	0	0	0	0	0	.500
Feb 17	vs Oklahoma State	ph/ss	1	1	1	2	0	0	1	0	0	0	0	0	0	0	0	0	0	0	0	.667
Feb 17	vs NEBRASKA	*dh	3	1	1	1	0	0	1	1	0	0	0	0	0	0	0	0	0	0	0	.500
Feb 18	vs UCLA	*dh	2	0	1	1	0	0	0	0	0	0	0	0	0	0	0	0	0	0	0	.500
Feb 18	vs Arizona	*dh	2	0	0	0	0	0	0	0	0	0	0	0	0	0	0	0	0	0	0	.400
Feb 19	vs South Florida	*dh	1	0	0	0	0	0	1	0	0	0	0	0	0	0	1	0	0	0	0	.354
Mar 04	NC STATE	ph	1	0	0	0	0	0	0	0	0	0	0	0	0	0	0	0	0	0	0	.333
Mar 05	NC STATE	*dh	2	0	0	0	0	0	1	0	0	0	0	0	0	0	1	0	0	0	0	.286
Mar 07	MOUNT ST. MARYS-1	*dh	2	1	2	3	0	0	1	0	0	0	0	0	1	0	0	0	0	0	0	.375
Mar 08	at Gardner-Webb	*dh	2	0	0	1	0	0	0	1	0	0	0	0	0	1	0	0	0	0	0	.333
Mar 10	at North Carolina	ph	1	0	0	0	0	0	0	0	0	0	0	0	0	0	0	0	0	0	0	.316
Mar 11	at North Carolina-2	ph	1	0	0	0	0	0	0	0	0	0	0	0	0	0	0	0	0	0	0	.300
Mar 18	at Georgia Tech-1	ph	1	0	0	0	0	0	0	0	0	0	0	0	0	0	0	0	0	0	0	.286
Mar 18	at Georgia Tech-2	ph	0	0	0	0	0	0	1	0	0	0	0	0	0	0	0	0	0	0	0	.286
Mar 22	CHARLOTTE	ph	1	0	0	0	0	0	0	0	0	0	0	0	0	0	1	0	0	0	0	.273
Mar 25	CHATTANOOGA-1	ph	1	0	0	0	0	0	0	0	0	0	0	0	0	0	0	0	0	0	0	.261
Mar 25	CHATTANOOGA-2	ph	1	0	0	0	0	0	0	0	0	0	0	0	0	0	0	1	0	0	0	.250
Mar 28	LIBERTY	ph	1	0	0	0	0	0	0	0	0	0	0	0	0	0	1	0	0	0	0	.240
Apr 02	DUKE-1	ph/dh	2	0	0	0	0	0	0	0	0	0	0	0	0	0	0	1	0	0	0	.222
Apr 02	DUKE-2	ph	1	0	0	0	0	0	0	0	0	0	0	0	0	0	0	0	0	0	0	.214
Apr 06	at Virginia	ph	1	0	0	0	0	0	0	0	0	0	0	0	0	0	0	0	0	0	0	.207
Apr 08	at Virginia	ph	0	0	0	1	0	0	0	0	0	0	0	0	1	0	0	0	0	0	0	.207
Totals		7gs	29	3	6	9	1	0	3	5	0	0	0	0	2	1	6	0	0	0	0	.207

On base pct. .306 • Slugging pct. .552



TRINITY MARTIN

Freshman | 5-8
OF | L/R

Halifax County HS
Nathalie, Va.

Major: Human Development

20

CAREER HIGHS

Hits 1 vs. Abilene Christian (2/24/23)
Runs 1, 3x, last vs. Chattanooga(3/25/23)
RBIs 1 at Gardner-Webb (3/8/23)
HRs
Walks 1, 2x, last vs. Longwood (4/4/23)
Stolen Bases
Hitting Streak

2023 GAME-BY-GAME STATS

Date	Opponent	Pos	AB	R	H	RBI	2B	3B	HR	BB	SB	CS	HBP	SAC	SF	GDP	K	PO	A	E	Avg	
Feb 18	vs UCLA	pr	0	1	0	0	0	0	0	0	0	0	0	0	0	0	0	0	0	0	0	.000
Feb 24	vs Abilene Christian	of	1	1	1	0	0	0	0	0	0	0	0	0	0	0	0	0	0	0	0	1.000
Mar 07	MOUNT ST. MARYS-1	pr	0	0	0	0	0	0	0	0	0	0	0	0	0	0	0	0	0	0	0	1.000
Mar 08	at Gardner-Webb	ph/of	0	0	0	1	0	0	0	1	0	0	0	0	0	0	0	0	0	0	0	1.000
Mar 11	at North Carolina-2	pr	0	0	0	0	0	0	0	0	0	0	0	0	0	0	0	0	0	0	0	1.000
Mar 25	CHATTANOOGA-1	pr	0	0	0	0	0	0	0	0	0	0	0	0	0	0	0	0	0	0	0	1.000
Mar 25	CHATTANOOGA-2	pr	0	1	0	0	0	0	0	0	0	0	0	0	0	0	0	0	0	0	0	1.000
Mar 28	LIBERTY	pr	0	0	0	0	0	0	0	0	0	0	0	0	0	0	0	0	0	0	0	1.000
Apr 04	LONGWOOD-2	ph	0	0	0	0	0	0	0	1	0	0	0	0	0	0	0	0	0	0	0	1.000
Totals		0gs	1	3	1	1	0	0	2	0	0	0	0	0	0	0	0	0	0	0	0	1.000

On base pct. 1.000 • Slugging pct. 1.000





KELSEY BROWN

Senior | 5-6
OF | L/R

Battlefield HS / JMU
Haymarket, Va.

Major: Business Administration

21

- 2022 All-ACC Third Team
- 2022 All-ACC Academic Team
- 2022 Preseason All-ACC
- 2022 Extra Inning Softball Extra Elite 100
- 2021 NFCA All Mid-Atlantic First Team
- 2021 Second-Team All-ACC
- 2021 VaSID First Team All-State
- 2020 VaSID Second Team All-State

CAREER HIGHS

Hits 4 at Virginia (4/6/23)
Runs 3, 4x, last vs. Longwood (4/4/23)
RBIs 4, 2x, last vs. North Carolina (3/18/22)
HRs 1, 2x, last vs. North Carolina (3/18/22)
Walks 2 vs. No. 13/14 Florida State (2/21/21)
Stolen Bases 3 vs. Georgia Tech [2] (4/17/21)
Hitting Streak 14 games (2/21/20 – 3/11/20)

2023 GAME-BY-GAME STATS

Date	Opponent	Pos	AB	R	H	RBI	2B	3B	HR	BB	SB	CS	HBP	SAC	SF	GDP	K	PO	A	E	Avg
Feb 9	vs East Carolina	*of	2	0	1	2	0	0	0	0	0	0	0	0	0	0	0	0	0	0	.500
Feb 9	at UNCW	*of	3	1	0	0	0	0	0	1	0	0	0	0	0	0	1	0	1	0	.200
Feb 10	at UNCW	pr/of	3	0	0	0	0	0	0	0	0	0	0	0	0	0	0	1	0	0	.125
Feb 10	vs East Carolina	pr/of	0	0	0	0	0	0	0	0	0	0	0	0	0	0	0	1	0	0	.125
Feb 11	vs Purdue - Fort Wayne	*of	0	0	0	0	0	0	0	0	0	0	0	0	0	0	0	0	1	0	.125
Feb 17	vs Oklahoma State	*of	0	0	0	0	0	0	0	0	0	0	0	0	0	0	0	0	0	0	.125
Feb 18	vs UCLA	*of	0	0	0	0	0	0	0	0	0	0	0	0	0	0	0	0	0	0	.125
Feb 18	vs Arizona	ph	1	0	0	0	0	0	0	0	0	0	0	0	0	0	0	0	0	0	.111
Feb 19	vs South Florida	pr/dh	1	0	1	0	0	0	0	1	0	0	0	0	0	0	0	0	0	0	.200
Feb 24	vs Abilene Christian	of	0	0	0	0	0	0	0	0	0	0	0	0	0	0	0	0	0	0	.200
Feb 24	at Texas	pr	0	0	0	0	0	0	0	1	0	0	0	0	0	0	0	0	0	0	.200
Feb 25	vs Texas Southern	*of	2	0	1	0	0	0	0	1	0	0	0	0	0	0	0	0	0	0	.250
Feb 25	at Texas	pr	0	0	0	0	0	0	0	0	0	0	0	0	0	0	0	0	0	0	.250
Feb 26	vs Abilene Christian	pr/of	1	1	0	0	0	0	0	0	1	0	0	0	0	0	0	0	0	0	.231
Mar 03	NC STATE	pr	0	1	0	0	0	0	0	0	0	0	0	0	0	0	0	0	0	0	.231
Mar 04	NC STATE	pr/dh	1	2	1	0	0	0	0	1	0	0	0	0	0	0	0	0	0	0	.286
Mar 05	NC STATE	ph	1	0	0	0	0	0	0	0	0	0	0	0	0	0	0	0	0	0	.287
Mar 07	MOUNT ST. MARY'S-2	*of	4	1	2	1	0	0	0	2	0	0	0	0	0	0	0	1	0	0	.316
Mar 08	at Gardner-Webb	pr	0	0	0	0	0	0	0	1	0	0	0	0	0	0	0	0	0	0	.316
Apr 02	DUKE-2	*of	3	1	0	0	0	0	0	0	0	0	0	0	0	0	1	0	0	0	.273
Apr 04	LONGWOOD-1	pr/of	3	3	2	0	0	0	0	0	0	0	0	0	0	0	0	3	0	0	.320
Apr 04	LONGWOOD-2	*of	3	2	2	0	0	0	0	1	0	0	0	0	0	0	0	1	0	0	.357
Apr 06	at Virginia	*of	4	2	4	0	0	0	0	1	0	0	0	0	0	0	0	2	0	0	.438
Apr 07	at Virginia	*of	5	1	3	0	0	0	0	1	0	0	0	0	0	0	0	0	0	0	.459
Apr 08	at Virginia	*of	5	1	3	1	2	0	0	0	0	0	0	0	0	0	0	3	0	0	.476
Apr 11	TENNESSEE	*of	2	0	0	0	0	0	0	0	0	0	0	0	0	0	0	1	0	0	.456
Totals			129s	44	16	20	4	2	0	0	0	12	0	0	1	0	0	2	15	1	.455

On base pct. .455 • Slugging pct. .500



MAIJA LOUKO (MAI-ah LOO-koh)

Junior | 5-7
IF | R/R

South Lakes HS
Reston, Va.

Major: Business Information
Technology

22

CAREER HIGHS

Hits
Runs 1, 29x, last at Virginia (4/8/23)
RBIs
HRs
Walks 1 vs. Longwood [2] (4/7/21)
Stolen Bases 1, 4x, last vs. South Florida (2/19/23)
Hitting Streak

2023 GAME-BY-GAME STATS

Date	Opponent	Pos	AB	R	H	RBI	2B	3B	HR	BB	SB	CS	HBP	SAC	SF	GDP	K	PO	A	E	Avg	
Feb 9	at UNCW	pr	0	0	0	0	0	0	0	0	0	0	0	0	0	0	0	0	0	0	.000	
Feb 17	vs Oklahoma State	pr	0	1	0	0	0	0	0	0	0	0	0	0	0	0	0	0	0	0	.000	
Feb 18	vs UCLA	pr	0	1	0	0	0	0	0	0	0	0	0	0	0	0	0	0	0	0	.000	
Feb 19	vs South Florida	pr	0	1	0	0	0	0	0	0	1	0	0	0	0	0	0	0	0	0	.000	
Feb 24	vs Abilene Christian	pr	0	1	0	0	0	0	0	0	0	0	0	0	0	0	0	0	0	0	.000	
Feb 25	at Texas	pr	0	0	0	0	0	0	0	0	0	0	0	0	0	0	0	0	0	0	.000	
Mar 05	NC STATE	pr	0	1	0	0	0	0	0	0	0	0	0	0	0	0	0	0	0	0	.000	
Mar 07	MOUNT ST. MARY'S-2	pr	0	0	0	0	0	0	0	0	0	0	0	0	0	0	0	0	0	0	.000	
Mar 08	at Gardner-Webb	pr/ph	1	1	0	0	0	0	0	0	0	0	0	0	0	0	0	0	0	0	.000	
Mar 10	at North Carolina	pr	0	0	0	0	0	0	0	0	0	0	0	0	0	0	0	0	0	0	.000	
Mar 11	at North Carolina-2	pr	0	0	0	0	0	0	0	0	0	0	0	0	0	0	0	0	0	0	.000	
Mar 18	at Georgia Tech-2	pr	0	0	0	0	0	0	0	0	0	0	0	0	0	0	0	0	0	0	.000	
Mar 19	at Georgia Tech	pr	0	0	0	0	0	0	0	0	0	0	0	0	0	0	0	0	0	0	.000	
Mar 22	CHARLOTTE	pr	0	0	0	0	0	0	0	0	0	0	0	0	0	0	0	0	0	0	.000	
Mar 24	CHATTANOOGA	pr	0	1	0	0	0	0	0	0	0	0	0	0	0	0	0	0	0	0	.000	
Mar 25	CHATTANOOGA-1	pr	0	0	0	0	0	0	0	0	0	0	0	0	0	0	0	0	0	0	.000	
Mar 25	CHATTANOOGA-2	pr	0	1	0	0	0	0	0	0	0	0	0	0	0	0	0	0	0	0	.000	
Mar 28	LIBERTY	pr	0	0	0	0	0	0	0	0	0	0	0	0	0	0	0	0	0	0	.000	
Apr 02	DUKE-2	pr	0	1	0	0	0	0	0	0	0	0	0	0	0	0	0	0	0	0	.000	
Apr 04	LONGWOOD-2	pr/dh	1	0	0	0	0	0	0	0	0	0	0	0	0	0	0	0	1	0	.000	
Apr 06	at Virginia	pr	0	1	0	0	0	0	0	0	0	0	0	0	0	0	0	0	0	0	.000	
Apr 07	at Virginia	pr	0	0	0	0	0	0	0	0	0	0	0	0	0	0	0	0	0	0	.000	
Apr 08	at Virginia	pr	0	1	0	0	0	0	0	0	0	0	0	0	0	0	0	0	0	0	.000	
Totals			0gs	2	10	0	0	0	0	0	0	0	0	0	0	0	0	0	1	0	0	.000

On base pct. .000 • Slugging pct. .000



MORGAN OVERAITIS (Over-EYE-tis)

Senior | 5-4
OF | L/R

Salem HS / Michigan
Canton, Mich.

Major: Public Health

24

2022 All-ACC Second Team
2022 All-ACC Academic Team

CAREER HIGHS

Hits 3, 2x, last vs. Miami OH (2/26/22)
Runs 2, 8x, last vs. Abilene Christian (2/24/23)
RBIs 3, 3x, last vs. Liberty (5/3/22)
HRs 1, 10, last at Gardner-Webb (2/18/23)
Walks 2, 2x, last vs. Abilene Christian (2/26/23)
Stolen Bases 1, 6x, last vs. Syracuse [Game 1] (3/11/22)
Hitting Streak 6 games, 2x, last (4/24/22 - 5/12/22)

2023 GAME-BY-GAME STATS

Date	Opponent	Pos	AB	R	H	RBI	2B	3B	HR	BB	SB	CS	HBP	SAC	SF	GDP	K	PO	A	E	Avg
Feb 9	vs East Carolina	*of	3	2	2	0	1	0	0	0	0	0	0	0	0	0	0	1	0	0	.667
Feb 10	at UNCW	*of	4	0	0	0	0	0	0	0	0	0	0	0	0	0	0	1	0	0	.250
Feb 10	vs East Carolina	*of	2	0	0	0	0	0	0	0	0	0	0	0	0	0	0	0	0	0	.222
Feb 11	vs Purdue - Fort Wayn	*of	2	0	0	1	0	0	0	0	0	0	0	0	0	0	0	0	0	0	.182
Feb 17	vs Oklahoma State	ph	1	0	0	0	0	0	0	0	0	0	0	0	0	0	1	0	0	0	.167
Feb 17	vs NEBRASKA	ph	1	0	0	0	0	0	0	0	0	0	0	0	0	0	0	0	0	0	.154
Feb 18	vs UCLA	ph	1	0	0	0	0	0	0	0	0	0	0	0	0	0	0	1	0	0	.143
Feb 18	vs Arizona	ph	1	1	1	1	0	0	1	0	0	0	0	0	0	0	0	0	0	0	.200
Feb 19	vs South Florida	ph	3	0	0	0	0	0	0	0	0	0	0	0	0	0	0	0	0	0	.188
Feb 24	vs Abilene Christian	*dh	3	2	1	1	0	0	1	0	0	0	0	0	0	0	0	1	0	0	.211
Feb 25	at Texas	*of	3	0	2	1	2	0	0	0	0	0	0	0	0	0	2	0	0	0	.273
Feb 26	vs Abilene Christian	*of	1	0	0	0	0	0	2	0	0	0	0	0	0	0	0	0	0	0	.261
Mar 04	NC STATE	ph	1	0	0	0	0	0	0	0	0	0	0	0	0	0	0	0	0	0	.250
Mar 05	NC STATE	ph	1	0	1	0	0	0	0	0	0	0	0	0	0	0	0	0	0	0	.280
Mar 07	MOUNT ST. MARY'S-1	ph	1	0	0	0	0	0	0	0	0	0	0	0	0	0	0	0	0	0	.269
Mar 07	MOUNT ST. MARY'S-2	*of	3	1	0	0	0	0	0	0	0	0	0	0	0	0	1	0	0	0	.241
Mar 08	at Gardner-Webb	ph	1	1	1	1	0	0	1	0	0	0	0	0	0	0	0	0	0	0	.267
Mar 11	at North Carolina-2	ph	1	0	0	0	0	0	0	0	0	0	0	0	0	0	0	0	0	0	.253
Mar 18	at Georgia Tech-1	ph/dh	2	0	0	0	0	0	0	0	0	0	0	0	0	0	1	0	0	0	.242
Mar 19	at Georgia Tech	*dh	4	0	0	0	0	0	0	0	0	0	0	0	0	0	4	0	0	0	.216
Apr 02	DUKE-1	ph	1	0	0	0	0	0	0	0	0	0	0	0	0	0	0	0	0	0	.211
Apr 04	DUKE-2	ph	1	0	0	0	0	0	0	0	0	0	0	0	0	0	0	0	0	0	.195
Apr 07	at Virginia	ph	1	0	0	0	0	0	0	0	0	0	0	0	0	0	0	0	0	0	.190
Apr 11	TENNESSEE	ph	1	0	0	0	0	0	0	0	0	0	0	0	0	0	0	0	0	0	.186
Totals		9gs	43	7	8	5	4	0	2	5	0	0	0	0	0	0	9	4	0	0	.188

On base pct. .271 • Slugging pct. .419



EMMA LEMLEY

Sophomore | 5-6
RHP | R/R

Jefferson Forest HS
Forest, Va.

Major: Sports Media & Analytics

27

2023 USA Softball Top 50 Watch List for Player of the Year
2023 Preseason All-ACC Team
2022 NFCA/Schutt Sports National Freshman of the Year Top 3 Finalist
2022 NFCA Mid-Atlantic Region Second Team
2022 All-ACC Academic Team
2022 ACC Freshman of the Year
2022 All-ACC First Team
2022 ACC All-Freshman Team
2022 VaSID Freshman of the Year
2022 VaSID First Team
2022 ACC Pitcher of the Week (3/9, 3/29, 4/26)

CAREER HIGHS

Innings 8.0, 2x, last at Virginia (4/6/23)
Strikeouts 17 vs. Arizona (2/18/23)
Hits (Low) (Min. 5 IP) 0 at Longwood [Game 1] (3/22/22)
Runs (Low) (Min. 5 IP) 0, 10x, last at Virginia(4/8/23)
Earned Runs (Low) (Min. 5 IP) 0, 11x, last at Virginia (4/8/23)
Walks (Low) (Min. 5 IP) 0, 10x, last vs. Duke (4/2/23)
Number of Pitches (High) 152 at Virginia (4/6/23)

2023 GAME-BY-GAME STATS

Date	Opponent	Pos	AB	R	H	RBI	2B	3B	HR	BB	SB	CS	HBP	SAC	SF	GDP	K	PO	A	E	Avg		
Feb 9	vs East Carolina	*p	0	0	0	0	0	0	0	0	0	0	0	0	0	0	0	0	0	0	0	.000	
Feb 10	at UNCW	*p	0	0	0	0	0	0	0	0	0	0	0	0	0	0	0	0	0	0	0	.000	
Feb 19	vs South Florida	*p	0	0	0	0	0	0	0	0	0	0	0	0	0	0	0	0	0	0	0	.000	
Feb 24	at Texas	*p	0	0	0	0	0	0	0	0	0	0	0	0	0	0	0	0	0	0	0	.000	
Mar 04	NC STATE	*p	0	0	0	0	0	0	0	0	0	0	0	0	0	0	0	0	0	0	0	.000	
Mar 10	at North Carolina	*p	0	0	0	0	0	0	0	0	0	0	0	0	0	0	0	0	0	0	0	.000	
Mar 18	at Georgia Tech-1	*p	0	0	0	0	0	0	0	0	0	0	0	0	0	0	0	0	0	0	0	.000	
Mar 19	at Georgia Tech	*p	0	0	0	0	0	0	0	0	0	0	0	0	0	0	0	0	0	0	0	.000	
Mar 24	CHATTANOOGA	*p	0	0	0	0	0	0	0	0	0	0	0	0	0	0	0	0	0	0	0	.000	
Mar 25	CHATTANOOGA-1	*p	0	0	0	0	0	0	0	0	0	0	0	0	0	0	0	0	0	0	0	.000	
Mar 28	LIBERTY	*p	0	0	0	0	0	0	0	0	0	0	0	0	0	0	0	0	0	0	0	.000	
Apr 01	DUKE	*p	0	0	0	0	0	0	0	0	0	0	0	0	0	0	0	0	0	0	0	.000	
Apr 06	at Virginia	*p	0	0	0	0	0	0	0	0	0	0	0	0	0	0	0	0	0	0	0	.000	
Apr 08	at Virginia	*p	0	0	0	0	0	0	0	0	0	0	0	0	0	0	0	0	0	0	0	.000	
Totals		12gs	0	0	0	0	0	0	0	0	0	0	0	0	0	0	0	0	0	2	18	0	.000

On base pct. .000 • Slugging pct. .000

#27 Emma Lemley - 26 appearances (All Games)

Date	Opponent	GS	IP	H	R	ER	BB	SO	2B	3B	HR	WP	BK	HBP	IBB	Score	W-L	Sv	ERA	NP		
Feb 9	vs East Carolina	*	5.0	4	0	0	1	7	0	0	0	0	0	0	0	0	8-0	1-0	0	0.00	92	
Feb 10	at UNCW	*	7.0	1	0	0	0	9	0	0	0	0	0	0	0	0	6-0	2-0	0	0.00	77	
Feb 17	vs NEBRASKA	*	7.0	10	4	4	0	5	0	2	0	0	0	0	0	6-4	3-0	0	1.47	105		
Feb 18	vs Arizona	*	7.0	7	6	6	2	17	3	0	2	1	0	0	0	2-6	3-1	0	2.69	121		
Feb 19	vs South Florida	*	7.0	7	1	1	0	15	1	0	0	1	0	0	0	4-1	4-1	0	2.33	112		
Feb 24	at Texas	*	8.0	7	5	4	1	7	1	0	2	2	0	0	0	6-5	5-1	0	2.56	121		
Feb 26	vs Abilene Christian	*	7.0	2	1	1	2	15	0	0	0	0	0	0	0	4-1	6-1	0	2.33	115		
Mar 03	NC STATE	*	7.0	2	0	0	1	10	0	0	0	1	0	0	0	7-0	7-1	0	2.04	96		
Mar 04	NC STATE	*	3.0	2	0	0	0	5	0	0	0	0	0	0	0	7-3	8-1	0	1.93	33		
Mar 05	NC STATE	*	6.0	3	1	1	1	9	0	0	1	0	0	0	0	10-1	9-1	0	1.86	87		
Mar 07	MOUNT ST. MARY'S-2	*	2.0	0	0	0	0	4	0	0	0	0	0	0	0	10-2	10-1	0	1.80	25		
Mar 10	at North Carolina	*	7.0	6	1	1	2	10	1	0	0	0	0	0	0	4-1	11-1	0	1.73	117		
Mar 11	at North Carolina-2	*	7.0	5	1	0	1	12	0	0	0	0	0	0	0	3-1	12-1	0	1.58	99		
Mar 18	at Georgia Tech-1	*	7.0	11	4	4	0	6	1	0	3	0	0	0	0	7-4	13-1	0	1.77	119		
Mar 18	at Georgia Tech-2	*	1.1	0	0	0	0	1	0	0	0	0	0	0	0	8-2	13-1	1	1.74	11		
Mar 19	at Georgia Tech	*	7.0	1	1	0	0	11	0	0	0	0	0	0	0	5-1	14-1	1	1.69	93		
Mar 22	CHARLOTTE	*	7.0	4	3	3	1	14	0	0	3	0	0	0	0	2-3	14-2	1	1.78	117		
Mar 24	CHATTANOOGA	*	3.0	2	0	0	1	7	0	0	0	1	0	0	0	12-7	14-2	2	1.73	43		
Mar 25	CHATTANOOGA-1	*	7.0	4	1	1	3	12	0	0	0	0	0	0	0	4-1	15-2	2	1.88	137		
Mar 25	CHATTANOOGA-2	*	1.0	0	0	0	0	2	0	0	0	0	0	0	0	9-5	15-2	2	1.67	12		
Mar 28	LIBERTY	*	7.0	6	5	4	3	8	1	0	1	0	0	0	0	9-5	16-2	2	1.80	130		
Apr 01	DUKE	*	7.0	8	7	6	2	9	1	0	2	1	0	1	0	1-7	15-3	2	2.03	129		
Apr 02	DUKE-2	*	7.0	12	8	8	0	7	3	1	2	0	0	0	0	13-8	17-3	2	2.34	123		
Apr 06	at Virginia	*	8.0	9	8	7	2	8	0	0	3	0	0	0	0	9-8	18-3	2	2.56	152		
Apr 08	at Virginia	*	7.0	2	0	0	1	5	0	0	1	0	0	0	0	7-0	19-3	2	2.44	110		
Apr 11	TENNESSEE	*	1.1	4	7	7	2	3	2	0	1	0	0	2	0	0-11	19-4	2	2.74	58		
Totals			21	150	2	119	64	59	26	215	14	1	24	8	0	6	163	87	18	2	2.74	-





GRACE CHAVEZ (SHAW-vez)

Senior | 5-9
C | R/R

West Career & Technical Academy
Las Vegas, Nev.

Major: English

28

CAREER HIGHS

Hits 2, 8x, last vs. Liberty (3/28/23)
Runs 2, 2x, last at George Washington (3/10/20)
RBIs 3, 3x, last vs. No. 13/14 Florida State [2] (2/20/21)
HRs 2 at George Washington (3/10/20)
Walks 2, 3x, last vs. Chattanooga (3/25/23)
Stolen Bases
Hitting Streak 11 games (3/16/19 - 4/6/19)

2023 GAME-BY-GAME STATS

Date	Opponent	Pos	AB	R	H	RBI	2B	3B	HR	BB	SB	CS	HBP	SAC	SF	GDP	K	PO	A	E	Avg
Feb 9	vs East Carolina	ph	1	0	1	0	0	0	0	0	0	0	0	0	0	0	0	0	0	0	1.000
Feb 9	at UNCW	dh	4	0	0	0	0	0	0	0	0	0	0	0	0	0	2	0	0	0	.200
Feb 18	vs UCLA	ph	0	0	0	1	0	0	0	0	0	0	0	0	0	1	0	0	0	0	.200
Feb 19	vs South Florida	ph	1	0	0	0	0	0	0	0	0	0	0	0	0	0	0	0	0	0	.167
Feb 24	at Texas	ph	1	1	2	0	0	1	0	0	0	0	0	0	0	0	0	0	0	0	.286
Feb 25	at Texas	ph	1	0	0	0	0	0	0	0	0	0	0	0	0	0	0	0	0	0	.250
Mar 07	MOUNT ST. MARYS-1	ph	0	0	0	0	0	0	0	1	0	0	0	0	0	0	0	0	0	0	.250
Mar 07	MOUNT ST. MARYS-2	ph	1	0	0	0	0	0	0	0	0	0	0	0	0	0	0	0	0	0	.222
Mar 08	at Gardner-Webb	ph	1	1	1	0	0	1	0	0	0	0	0	0	0	0	0	0	0	0	.500
Mar 10	at North Carolina	ph	0	0	0	0	0	0	0	0	0	0	0	0	0	0	0	0	0	0	.300
Mar 11	at North Carolina-1	ph	1	0	1	0	0	0	0	0	0	0	0	0	0	0	0	0	0	0	.364
Mar 18	at Georgia Tech-1	ph	1	0	0	0	0	0	0	0	0	0	0	0	0	1	0	0	0	0	.333
Mar 18	at Georgia Tech-2	ph	1	0	0	0	0	0	0	0	0	0	0	0	0	1	0	0	0	0	.308
Mar 24	CHATTANOOGA-1	ph	1	0	1	0	1	0	0	0	0	0	0	0	0	0	0	0	0	0	.357
Mar 25	CHATTANOOGA-1	dh	2	1	2	0	0	1	1	0	0	0	0	0	0	0	0	0	0	0	.375
Mar 25	CHATTANOOGA-2	dh	0	0	0	1	0	0	2	0	0	0	0	0	1	0	0	0	0	0	.375
Mar 28	LIBERTY	dh	2	1	2	0	1	0	1	0	0	0	0	0	0	0	0	0	0	0	.444
Apr 01	DUKE	dh	3	0	0	0	0	0	0	0	0	0	0	0	0	0	1	0	0	0	.381
Apr 02	DUKE-1	dh	1	0	0	0	0	0	0	0	0	0	0	0	0	0	0	0	0	0	.364
Apr 02	DUKE-2	dh	2	0	1	0	0	0	0	0	0	0	0	0	0	0	1	0	0	0	.375
Apr 04	LONGWOOD-1	dh	1	0	1	0	0	0	0	0	0	0	0	0	0	0	0	0	0	0	.400
Apr 06	at Virginia	ph	1	0	1	0	0	0	0	0	0	0	0	0	0	0	0	0	0	0	.423
Apr 07	at Virginia	ph	1	0	0	0	0	0	0	0	0	0	0	0	0	0	1	0	0	0	.407
Apr 11	TENNESSEE	ph	1	0	0	0	0	0	0	0	0	0	0	0	0	0	0	0	0	0	.393
Totals		8gs	28	4	11	7	2	0	3	5	0	0	0	0	2	0	7	0	0	0	.393

On base pct. .457 • Slugging pct. .786



RACHEL CASTINE (Cas-TEEN)

Sophomore | 5-7
U | R/R

Greenbrier Christian Academy
Chesapeake, Va.

Major: Psychology

44

CAREER HIGHS

Hits 2 vs. Longwood (4/4/23)
Runs 2 at Longwood [Game 2] (3/22/22)
RBIs 3 at Longwood [Game 2] (3/22/22)
HRs 1, 2x, last vs. Duke (4/2/23)
Walks 1, 6x, last vs. Longwood (4/4/23)
Stolen Bases
Hitting Streak 4 games, 2x, last (3/11/23 - 4/4/23)

2023 GAME-BY-GAME STATS

Date	Opponent	Pos	AB	R	H	RBI	2B	3B	HR	BB	SB	CS	HBP	SAC	SF	GDP	K	PO	A	E	Avg	
Feb 9	at UNCW	*ss	2	1	1	0	1	0	0	1	0	0	0	0	0	0	0	0	1	1	0	.500
Feb 10	vs East Carolina	*3b	1	0	0	0	0	0	0	0	0	0	0	0	0	0	0	0	0	1	1	.400
Feb 19	vs South Florida	*c	1	0	0	0	0	0	0	0	0	0	0	0	0	0	0	0	1	13	0	.333
Feb 24	vs Abilene Christian	*c	1	0	0	0	0	0	0	0	0	0	0	0	0	0	0	0	0	5	0	.286
Feb 25	vs Texas Southern	*c	0	0	0	0	0	0	0	0	0	0	0	0	0	0	0	0	0	1	0	.286
Feb 26	vs Abilene Christian	*c	2	0	0	0	0	0	0	0	0	0	0	0	0	0	0	0	0	1	15	.222
Mar 03	NC STATE	*c	3	0	0	0	0	0	0	0	0	0	0	0	0	0	0	0	10	0	.167	
Mar 04	NC STATE	*c	0	0	0	0	0	0	0	0	0	0	0	0	0	0	0	0	0	4	0	.167
Mar 05	NC STATE	*c	0	0	0	0	0	0	0	0	0	0	0	0	0	0	0	0	0	9	0	.167
Mar 07	MOUNT ST. MARYS-2	*3b	2	0	1	2	0	0	0	1	0	0	0	0	0	0	0	0	0	0	0	.214
Mar 08	at Gardner-Webb	*c	1	0	0	0	0	0	0	0	0	0	0	0	0	0	0	0	0	1	1	.200
Mar 11	at North Carolina-2	*c	2	0	1	0	0	0	0	0	0	0	0	0	0	0	0	0	0	5	1	.235
Apr 02	DUKE-2	*ss	2	1	1	1	0	0	1	1	0	0	0	0	0	0	0	0	2	3	0	.263
Apr 04	LONGWOOD-1	*ss	3	0	2	2	0	0	0	0	0	0	0	0	0	0	0	0	0	5	0	.318
Apr 04	LONGWOOD-2	*ss	2	0	1	2	0	0	1	0	0	0	0	0	0	0	0	0	0	0	2	.333
Apr 06	at Virginia	*ss/c	5	0	0	0	0	0	0	0	0	0	0	0	0	0	0	0	0	4	1	.276
Apr 07	at Virginia	*ss/c	4	0	1	0	0	0	0	0	0	0	0	0	0	0	0	0	0	3	2	.273
Apr 11	TENNESSEE	*ss	1	0	0	0	0	0	0	0	0	0	0	0	0	0	0	0	0	1	1	.286
Totals		15gs	34	3	9	8	1	0	1	4	0	0	0	0	0	0	0	0	3	74	18	.265

On base pct. .342 • Slugging pct. .382



CAMERON FAGAN (Faye-gin)

Junior | 5-8
IF | L/R

Dunnellon HS
Dunnellon, Fla.

Major: Agribusiness Management

97

- 2023 Preseason All-ACC Team
- 2022 NFCA Mid-Atlantic Region First Team
- 2022 All-ACC Second Team
- 2022 VaSID First Team
- 2022 Preseason All-ACC
- NFCA All Mid-Atlantic First Team
- Second-Team All-ACC
- ACC All-Freshman
- Schutt Sports/NFCA Division I Freshman of the Year Top 30
- 2021 VaSID First Team All-State

CAREER HIGHS

Hits 4, 3x, last at Liberty (4/12/22)
 Runs 3, 6x, last vs. Longwood(4/4/23)
 RBIs 3, 2x, last vs. NC State (3/5/23)
 HRs 1, 18x, last vs. Longwood (4/4/23)
 Walks 2, 7x, last at Virginia (4/6/23)
 Stolen Bases 2, 3x, last vs. Longwood (4/4/23)
 Hitting Streak 14 games (3/13/21 - 5/1/21)

2023 GAME-BY-GAME STATS

Date	Opponent	Pos	AB	R	H	RBI	2B	3B	HR	BB	SB	CS	HBP	SAC	SF	GDP	K	PO	A	E	Avg	
Feb 9	vs East Carolina	*2b	2	1	0	0	0	0	0	0	0	0	0	0	0	0	0	1	0	0	.000	
Feb 9	at UNCW	*2b	4	1	2	2	0	0	1	0	0	0	0	0	0	0	1	3	0	0	.333	
Feb 10	at UNCW	*2b	4	0	2	2	1	0	0	0	0	0	0	0	0	0	0	1	3	0	.400	
Feb 10	vs East Carolina	*2b	3	0	0	0	0	0	1	0	0	0	0	0	0	0	0	2	3	0	.306	
Feb 11	vs Purdue - Fort Wayne	*2b	1	2	1	1	1	0	0	2	0	0	0	0	0	0	0	0	1	4	.357	
Feb 17	vs Oklahoma State	*2b	4	1	1	0	0	0	0	0	0	0	0	0	0	0	0	3	3	0	.333	
Feb 17	vs NEBRASKA	*2b	4	2	3	0	0	0	0	0	0	0	0	0	0	0	0	2	2	0	.409	
Feb 18	vs UCLA	*2b	3	0	0	0	0	0	0	1	0	0	0	0	0	0	0	1	2	0	.360	
Feb 18	vs Arizona	*2b	3	0	1	0	0	0	0	0	0	0	0	0	0	0	0	0	0	0	.357	
Feb 19	vs South Florida	*2b	3	0	2	1	0	0	0	0	0	0	0	0	0	0	0	1	0	0	.387	
Feb 24	vs Abilene Christian	*2b	3	0	0	0	0	0	0	0	0	0	0	0	0	0	0	1	0	0	.353	
Feb 24	at Texas	*2b	4	0	1	1	0	0	0	0	0	0	0	0	0	0	3	0	1	0	.342	
Feb 25	vs Texas Southern	*2b	2	1	1	1	0	0	0	1	0	0	0	0	0	0	0	0	4	0	.350	
Feb 25	at Texas	*2b	4	0	0	0	0	0	0	0	0	0	0	0	0	0	1	1	1	0	.318	
Feb 26	vs Abilene Christian	*2b	2	0	0	0	0	0	0	1	1	0	0	0	0	0	0	0	0	0	.304	
Mar 03	NC STATE	*2b	3	0	1	0	0	0	0	0	0	0	1	0	0	0	0	1	1	0	.306	
Mar 04	NC STATE	*2b	4	0	2	0	0	0	0	0	0	0	0	0	0	0	0	1	2	1	.321	
Mar 05	NC STATE	*2b	3	1	1	3	0	0	1	0	0	0	0	0	1	0	0	0	1	1	.321	
Mar 07	MOUNT ST. MARYS-1	*2b	4	0	1	0	1	0	0	0	0	0	0	0	0	0	0	1	0	0	.317	
Mar 08	at Gardner-Webb	*2b	3	2	2	2	0	0	1	0	0	0	0	0	0	0	0	0	2	0	.333	
Mar 10	at North Carolina	*2b	3	0	0	0	0	0	0	1	0	0	0	0	0	0	0	0	3	0	.318	
Mar 11	at North Carolina-1	*2b	2	0	0	0	0	0	0	1	0	0	0	0	0	0	0	0	6	1	.309	
Mar 11	at North Carolina-2	*2b	4	0	1	0	0	0	0	0	0	0	0	0	0	0	0	0	2	1	.306	
Mar 18	at Georgia Tech-1	*2b	4	1	1	2	0	0	1	0	0	0	0	0	0	0	0	1	2	1	.303	
Mar 18	at Georgia Tech-2	*2b	4	0	2	1	0	0	0	0	0	0	0	0	0	0	0	0	3	2	.312	
Mar 19	at Georgia Tech	*2b	3	0	1	0	0	0	0	1	1	0	0	0	0	0	0	0	1	2	.313	
Mar 22	CHARLOTTE	*2b	1	1	0	0	0	0	0	2	0	0	0	0	0	0	0	2	0	0	.310	
Mar 24	CHATTANOOGA	*2b	3	1	0	1	0	0	0	2	0	0	0	0	0	0	0	1	1	1	.299	
Mar 25	CHATTANOOGA-1	*2b	3	0	1	1	0	0	0	1	0	0	0	0	0	0	0	0	1	0	.300	
Mar 25	CHATTANOOGA-2	*2b	3	1	1	0	0	0	0	1	0	0	0	0	0	0	0	1	3	2	.301	
Mar 28	LIBERTY	*2b	3	2	2	2	1	0	1	1	0	0	0	0	0	0	0	1	1	0	.312	
Apr 01	DUKE	*2b	3	0	0	0	0	0	0	0	0	0	0	0	0	0	0	0	1	1	.303	
Apr 02	DUKE-1	*2b	3	0	1	0	0	0	0	0	0	0	0	0	0	0	0	3	1	0	.304	
Apr 02	DUKE-2	*2b	3	3	2	1	0	0	0	1	0	0	0	0	0	0	0	1	1	1	.314	
Apr 04	LONGWOOD-1	*2b	1	1	1	2	0	0	1	1	0	1	0	0	0	0	0	0	0	0	.321	
Apr 04	LONGWOOD-2	*2b	2	3	2	2	0	0	1	2	0	0	0	0	0	0	0	2	2	0	.333	
Apr 06	at Virginia	*2b	3	2	2	1	0	0	0	2	0	0	0	0	0	0	1	3	3	1	.342	
Apr 07	at Virginia	*2b	4	1	1	0	0	0	0	1	0	0	0	0	0	0	0	2	3	0	.339	
Apr 08	at Virginia	*2b	4	0	1	1	0	0	0	0	0	0	0	0	1	0	0	4	1	0	.336	
Apr 11	TENNESSEE	*2b	2	0	1	0	0	0	0	0	0	0	0	0	0	0	1	0	3	0	.338	
Totals			40gs	121	27	41	27	4	0	7	22	5	1	0	3	0	0	11	58	55	6	.338

On base pct. .441 • Slugging pct. .545



NCAA STATS

Batting Average (295 ranked)	50	6	0.298	Oklahoma	0.373	Clemson	0.337
Double Plays per Game (295 ranked)	192	11	0.22	UAlbany	0.62	Clemson	0.50
Doubles (295 ranked)	73	7	49	Texas Tech	78	Clemson	72
Doubles per Game (295 ranked)	126	7	1.20	Oklahoma	1.97	Clemson	1.71
Earned Run Average (295 ranked)	119	7	3.17	Oklahoma	0.88	Clemson	0.95
Fielding Percentage (295 ranked)	47	4	0.971	Oklahoma	0.988	Clemson	0.982
Hit Batters (295 ranked)	8	1	7	Alcorn Delaware St.	4 4	Clemson Virginia Tech	7 7
Home Runs per game (295 ranked)	2	1	1.88	Boise St.	1.88	Virginia Tech	1.88
On Base Percentage (295 ranked)	44	5	0.384	Oklahoma	0.461	Clemson	0.433
Scoring (295 ranked)	17	3	6.41	Oklahoma	8.39	Clemson	6.71
Shutouts (248 ranked)	73	6	7	Oklahoma	23	Clemson	16
Slugging Percentage (295 ranked)	8	2	0.569	Oklahoma	0.680	Clemson	0.573
Stolen Bases per Game (295 ranked)	137	9	1.00	Grambling	3.72	Florida St.	2.30
Strikeout-to-Walk Ratio (295 ranked)	3	1	5.72	Auburn	6.39	Virginia Tech	5.72
Total Stolen Bases (29 ranked)				Grambling	145	Florida St.	92
Triple Plays (1 ranked)				5 teams tied	1		
Triples per Game (288 ranked)	127	5	0.17	UC Santa Barbara	0.70	Louisville	0.37
WL Percentage (295 ranked)	23	4	0.756	Oklahoma	0.974	Clemson	0.905
Walks (30 ranked)	21	3	142	UNC Greensboro	179	Florida St.	173

Batting Average (150 ranked)	Emma Ritter	97	7	0.391	Sydney McKinney, Wichita St.	0.556	Valerie Cagle, Clemson	0.472
Caught Stealing By (26 ranked)					Makenzie Macfarlane, Utah St. Jordy van der Werf, Bradley	19 19	Carlli Kloss, Notre Dame	10
Doubles (21 ranked)					Grace French, Bradley Madyson Peters, Towson	16 16	Yvonne Whaley, Pittsburgh	15
Doubles Per Game (145 ranked)					Yvonne Whaley, Pittsburgh	0.52	Yvonne Whaley, Pittsburgh	0.52
Earned Run Average (150 ranked)					Nijaree Canady, Stanford	0.14	Brooke McCubbin, Clemson	0.62
Hit Batters (19 ranked)	Lyndsey Grein	1	1	18 players tied		1	Lyndsey Grein, Virginia Tech Makenna Raye Dark, North Carolina	1 1
Hit by Pitch per Game (145 ranked)					Lindsay Mayo, Niagara	0.55	Amanda Hasler, NC State	0.30
Hits (134 ranked)	Emma Ritter Jayme Bailey	26 97	3 9	50 44	Sydney McKinney, Wichita St.	79	Valerie Cagle, Clemson	58
Hits Allowed Per Seven Innings (150 ranked)	Emma Lemley	133	10	5.53	Nijaree Canady, Stanford	1.91	Cassidy Curd, Duke	3.47
Home Runs (230 ranked)	Jayme Bailey Bre Peck Addy Greene Emma Ritter Kelsey Bennett Cameron Fagan	29 29 47 47 158 158	5 5 7 7 21 21	11 11 10 10 7 7	Taryn Kern, Indiana	17	Valerie Cagle, Clemson Ana Gold, Duke	15 15
Home Runs Per Game (149 ranked)	Bre Peck Jayme Bailey Addy Greene Emma Ritter	36 63 76 76	5 7 9 9	0.31 0.27 0.25 0.25	Jordyn VanHook, Arizona St.	0.44	Taylor Roby, Louisville	0.37
Innings Pitched (29 ranked)	Emma Lemley	7	1	150.2	Isabella Smith, Campbell	157.1	Emma Lemley, Virginia Tech	150.2
On Base Percentage (150 ranked)	Emma Ritter	120	10	0.469	Ashley Trierweiler, Santa Clara	0.629	Valerie Cagle, Clemson	0.549
RBIs (29 ranked)					Autumn Owen, Marshall	60	Ana Gold, Duke	45
Runs Batted In Per Game (150 ranked)	Bre Peck Jayme Bailey	99 109	7 9	0.89 0.88	Autumn Owen, Marshall	1.58	Taylor Roby, Louisville	1.11
Runs per Game (150 ranked)	Emma Ritter	49	5	0.95	Kiki Milloy, Tennessee	1.42	Korbe Otis, Louisville	1.18
Sacrifice Bunts per game (136 ranked)					Lealani Ricks, Howard	0.47	Jin Sileo, Georgia Tech	0.18
Sacrifice Flies (71 ranked)	Kelsey Bennett	71	3	3	Gisele Tapia, Duke	8	Gisele Tapia, Duke	8
Saves (26 ranked)					Keira Bucher, Maryland	10	Kathryn Sandercock, Florida St.	5
Shutouts (18 ranked)					4 players tied	8	Valerie Cagle, Clemson	7
Slugging Percentage (300 ranked)	Emma Ritter Bre Peck Jayme Bailey Addy Greene	58 84 108 241	5 9 14 24	0.734 0.696 0.675 0.593	Kelsey Hall, Boise St.	1.226	Valerie Cagle, Clemson	0.951
Stolen Bases (91 ranked)					Alex Coleman, Marshall	37	Devyn Flaherty, Florida St.	21
Stolen Bases Per Game (150 ranked)					Mihyia Davis, Louisiana	1.06	Kelly Ayer, Virginia	0.56
Strikeout-to-Walk Ratio (150 ranked)	Emma Lemley	11	1	8.27	Alex Storako, Oklahoma	11.86	Emma Lemley, Virginia Tech	8.27
Strikeouts (150 ranked)	Emma Lemley	2	1	215	Montana Fouts, Alabama	223	Emma Lemley, Virginia Tech	215
Strikeouts Per Seven Innings (150 ranked)	Emma Lemley	20	1	10.0	Nijaree Canady, Stanford	12.5	Emma Lemley, Virginia Tech	10.0
Total Bases (150 ranked)	Emma Ritter Jayme Bailey Bre Peck	12 33 133	2 5 17	94 85 71	Valerie Cagle, Clemson	117	Valerie Cagle, Clemson	117
Toughest to Strike Out (150 ranked)	Emma Ritter	3	1	42.7	Bub Feringa, Marshall	56.0	Emma Ritter, Virginia Tech	42.7
Triples (24 ranked)					Skylar Wallace, Florida	8	Korbe Otis, Louisville	7
Triples Per Game (144 ranked)					Skylar Wallace, Florida	0.23	Korbe Otis, Louisville	0.18
Victories (47 ranked)	Emma Lemley	2	1	19	Leanna Johnson, Troy	21	Valerie Cagle, Clemson Emma Lemley, Virginia Tech	19 19
Walks Allowed Per Seven Innings (150 ranked)	Emma Lemley	45	2	1.21	Emily Raubuch, Morgan St.	0.58	Kathryn Sandercock, Florida St.	0.73
Walks Per Game (150 ranked)	Kylie Aldridge	146	11	0.55	Erin Coffel, Kentucky	1.17	Karina Gaskins, Notre Dame	0.84



SEASON STATS



VT Softball Overall Statistics for Virginia Tech (as of Apr 12, 2023) (All games Sorted by Batting avg)

Record: 31-10 Home: 12-4 Away: 11-3 Neutral: 8-3 Conference: 11-4

Player	avg	gp-gs	ab	r	h	2b	3b	hr	rbi	tb	slg%	bb	hp	so	gdp	ob%	sf	sh	sb-att	po	a	e	fld%	
21 Kelsey Brown	.455	26-12	44	16	20	2	0	0	4	22	.500	0	0	2	0	.455	0	1	12-12	15	1	0	1.000	
28 Grace Chavez	.393	24-8	28	4	11	2	0	3	7	22	.786	5	0	7	0	.457	2	0	0-0	0	0	0	.000	
90 Emma Ritter	.391	40-40	128	38	50	10	2	10	31	94	.734	14	5	3	0	.469	0	0	14-14	59	0	0	1.000	
2 Jayme Bailey	.349	41-41	126	29	44	4	2	11	36	85	.675	11	3	14	0	.411	1	0	4-4	221	5	0	1.000	
97 Cameron Fagan	.339	40-40	121	27	41	4	0	7	27	66	.545	22	0	11	0	.441	0	3	5-6	58	55	6	.950	
88 Bre Peck	.294	36-34	102	28	30	6	1	11	32	71	.696	12	1	26	1	.374	0	0	3-4	34	5	0	1.000	
6 Addy Greene	.283	40-39	113	28	32	3	1	10	25	67	.593	14	3	18	1	.371	2	0	0-0	40	4	3	.936	
7 Teagan Thrunck	.273	36-34	77	22	21	3	0	4	15	36	.468	6	1	17	0	.326	2	0	1-2	25	53	12	.867	
14 Emma Jackson	.267	25-14	45	14	12	1	0	4	10	25	.556	4	0	12	0	.327	0	0	0-0	2	0	1	.667	
44 Rachel Castine	.265	18-15	34	3	9	1	0	1	8	13	.382	4	0	3	0	.342	0	0	0-0	74	18	2	.979	
8 Kelsey Bennett	.263	37-37	95	11	25	5	1	7	21	53	.558	10	2	9	1	.336	3	0	0-0	19	49	4	.944	
19 Madison Hanson	.207	23-7	29	3	6	1	0	3	9	16	.552	5	0	6	1	.306	2	0	0-0	0	0	0	.000	
24 Morgan Overaitis	.186	25-9	43	7	8	4	0	2	5	18	.419	5	0	9	0	.271	0	0	0-0	4	0	0	1.000	
11 Kylie Aldridge	.140	38-34	57	10	8	2	0	3	9	19	.333	21	1	9	1	.375	1	1	1-1	241	11	3	.988	
16 Meredith Slaw	.118	25-7	34	2	4	1	0	1	3	8	.235	5	1	5	0	.250	0	0	0-0	5	0	0	1.000	

20 Trinity Martin	1.000	9-0	1	3	1	0	0	0	1	1	1.000	2	0	0	0	1.000	0	0	0-0	0	0	0	.000	
15 Emma Yates	.333	4-0	3	1	1	0	0	0	1	1	.333	0	0	0	0	.333	0	0	0-0	2	0	0	1.000	
22 Maija Louko	.000	23-0	2	10	0	0	0	0	0	0	.000	0	0	1	0	.000	0	0	1-1	0	0	0	.000	
5 Jenna Pearson	.000	16-0	1	6	0	0	0	0	0	0	.000	0	0	0	0	.000	0	0	0-0	0	0	0	.000	
12 Shanan Hester	.000	3-0	1	1	0	0	0	0	0	0	.000	0	0	0	0	.000	0	0	0-0	0	0	0	.000	
10 Megan Furr	.000	2-0	0	0	0	0	0	0	0	0	.000	2	0	0	0	1.000	0	0	0-0	0	0	0	.000	
17 Molly Jacobson	.000	11-5	0	0	0	0	0	0	0	0	.000	0	0	0	0	.000	0	0	0-0	0	7	0	1.000	
18 Lyndsey Grein	.000	15-13	0	0	0	0	0	0	0	0	.000	0	0	0	0	.000	0	0	0-0	1	11	0	1.000	
27 Emma Lemley	.000	26-21	0	0	0	0	0	0	0	0	.000	0	0	0	0	.000	0	0	0-0	2	18	0	1.000	
Totals	.298	41	1084	263	323	49	7	77	244	617	.569	142	17	152	5	.384	13	5	41-44	802	237	31	.971	
Opponents	.250	41	1054	142	263	31	2	39	130	415	.394	54	7	309	3	.289	8	14	24-30	772	259	48	.956	

LOB - Team (227), Opp (194). DPs turned - Team (9), Opp (13).


(All games Sorted by Earned run avg)

Player	era	w-l	app	gs	cg	sho	sv	ip	h	r	er	bb	so	2b	3b	hr	b/avg	wp	hp	bk	sfa	sha
27 Emma Lemley	2.74	19-4	26	21	20	4/0	2	150.2	119	64	59	26	215	14	1	24	.211	8	6	0	4	7
17 Molly Jacobson	3.00	4-2	11	5	2	1/1	0	35.0	47	17	15	1	23	6	0	4	.313	2	0	0	0	2
18 Lyndsey Grein	3.86	7-3	15	13	7	1/0	0	78.0	87	55	43	26	69	10	1	11	.274	7	1	0	4	5
88 Bre Peck	7.64	1-1	2	2	0	0/1	0	3.2	10	6	4	1	2	1	0	0	.476	0	0	0	0	0
Totals	3.17	31-10	41	41	29	7/1	2	267.1	263	142	121	54	309	31	2	39	.250	17	7	0	8	14
Opponents	6.09	10-31	41	41	9	2/1	1	257.1	323	263	224	142	152	49	7	77	.298	13	17	0	13	5

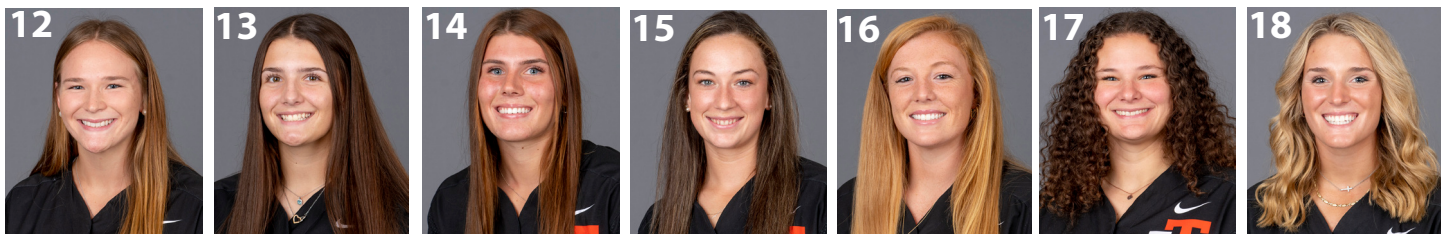
PB - Team (2), R. Castine 1, K. Aldridge 1, Opp (3). SBA/ATT - K. Aldridge (19-24), L. Grein (11-14), E. Lemley (10-11), R. Castine (5-5), M. Jacobson (2-4), B. Peck (1-1).

Player	c	po	a	e	fld%	dp	sba	csb	sba%	pb	ci
2 Jayme Bailey	226	221	5	0	1.000	9	0	0	.000	0	0
90 Emma Ritter	59	59	0	0	1.000	0	0	0	.000	0	0
88 Bre Peck	39	34	5	0	1.000	0	1	0	1.000	0	0
27 Emma Lemley	20	2	18	0	1.000	0	10	1	.909	0	0
21 Kelsey Brown	16	15	1	0	1.000	0	0	0	.000	0	0
18 Lyndsey Grein	12	1	11	0	1.000	0	11	3	.786	0	0
17 Molly Jacobson	7	0	7	0	1.000	0	2	2	.500	0	0
16 Meredith Slaw	5	5	0	0	1.000	0	0	0	.000	0	0
24 Morgan Overaitis	4	4	0	0	1.000	0	0	0	.000	0	0
15 Emma Yates	2	2	0	0	1.000	0	0	0	.000	0	0
11 Kylie Aldridge	255	241	11	3	.988	0	19	5	.792	1	0
44 Rachel Castine	94	74	18	2	.979	0	5	0	1.000	1	0
97 Cameron Fagan	119	58	55	6	.950	5	0	0	.000	0	0
8 Kelsey Bennett	72	19	49	4	.944	3	0	0	.000	0	0
6 Addy Greene	47	40	4	3	.936	1	0	0	.000	0	0
7 Teagan Thrunck	90	25	53	12	.867	3	0	0	.000	0	0
14 Emma Jackson	3	2	0	1	.667	0	0	0	.000	0	0
28 Grace Chavez	0	0	0	0	.000	0	0	0	.000	0	0
5 Jenna Pearson	0	0	0	0	.000	0	0	0	.000	0	0
20 Trinity Martin	0	0	0	0	.000	0	0	0	.000	0	0
12 Shanan Hester	0	0	0	0	.000	0	0	0	.000	0	0
19 Madison Hanson	0	0	0	0	.000	0	0	0	.000	0	0
10 Megan Furr	0	0	0	0	.000	0	0	0	.000	0	0
22 Maija Louko	0	0	0	0	.000	0	0	0	.000	0	0
Totals	1070	802	237	31	.971	9	24	6	.800	2	0






2 Jayme BAILEY U | 5-5 | Sr. Scott Depot, W.Va. JAY-me
 5 Jenna PEARSON U | 5-8 | R-So. North Stafford, Va.
 6 Addy GREENE OF | 5-9 | Jr. Suffolk, Va.
 7 Teagan THRUNK IF | 5-8 | Fr. Point Pleasant, N.J. Tee-gan
 8 Kelsey BENNETT IF | 5-5 | Sr. Buford, Ga.
 10 Megan FURR OF | 5-7 | Fr. Centreville, Va.
 11 Kylie ALDRIDGE C | 5-11 | Fr. Fayetteville, N.C. All-dridge



12 Shanan Hester UT | 5-6 | Gr. Wendell, N.C. Shanan (Shannon)
 13 Payton LIST P | 5-11 | Fr. Beaver, Pa.
 14 Emma JACKSON OF | 5-8 | Fr. Chincoteague, Va.
 15 Emma YATES C | 5-6 | Jr. Fairfax Station, Va.
 16 Meredith SLAW IF | 5-11 | Sr. Warsaw, Va.
 17 Molly JACOBSON P | 6-0 | R-So. Waukee, Iowa
 18 Lyndsey GREIN P | 5-7 | Fr. Mokena, Ill. Grein (rhymes w/ pine)



19 Madison HANSON IF | 5-11 | Jr. Smithfield, Va.
 20 Trinity MARTIN OF | 5-8 | Fr. Nathalie, Va.
 21 Kelsey BROWN OF | 5-6 | Sr. Haymarket, Va.
 22 Maija LOUKO IF | 5-7 | Jr. Reston, Va. MAI-ah LOO-koh
 24 Morgan OVERAITIS OF | 5-4 | Sr. Canton, Mich. OH-ver-EYE-tis
 27 Emma LEMLEY P | 5-6 | So. Forest, Va.
 28 Grace CHAVEZ C | 5-9 | Sr. Las Vegas, Nev. SHAW-vez



44 Rachel CASTINE U | 5-9 | So. Chesapeake, Va. Cas-TEEN
 88 Bre PECK U | 5-10 | So. Royersford, Pa.
 90 Emma RITTER OF | 5-9 | Jr. Perryville, Md.
 97 Cameron FAGAN IF | 5-8 | Jr. Dunnellon, Fla. Faye-gin



Pete D'AMOUR Head Coach Fifth Season Duh-More
 Doug GILLIS Assistant Coach Fifth Season
 Mike LEWIS Assistant Coach Third Season
 Mackenzie LAWTER Student Assistant Coach First Season

