



HOKIES

2023 Virginia Tech Softball Game Notes

Game Info

March 10-11
vs. North Carolina
Chapel Hill, N.C.

Where to Watch



Schedule

FEBRUARY

9	vs. East Carolina#	Wilmington, N.C.	W, 8-0 (5)
9	at UNCW#	Wilmington, N.C.	W, 5-1
10	at UNCW#	Wilmington, N.C.	W, 6-0
10	vs. East Carolina	Wilmington, N.C.	W, 4-2
11	vs. Purdue Fort Wayne#	Wilmington, N.C.	W, 9-0 (5)
17	vs. Oklahoma State\$	Clearwater, Fla.	L, 10-9
17	vs. Nebraska\$	Clearwater, Fla.	W, 6-4
18	vs. UCLA\$	Clearwater, Fla.	L, 8-4
18	vs. Arizona\$	Clearwater, Fla.	L, 6-2
19	vs. USF\$	Clearwater, Fla.	W, 4-1
24	vs. Abilene Christian%	Austin, Texas	W, 11-0 (5)
24	at Texas%	Austin, Texas	W, 6-5 (8)
25	vs. Texas Southern%	Austin, Texas	W, 8-0 (5)
25	at Texas%	Austin, Texas	L, 8-2
26	vs. Abilene Christian	Austin, Texas	W, 4-1

MARCH

3	N.C. STATE*	Blacksburg, Va.	W, 7-0
4	N.C. STATE*	Blacksburg, Va.	W, 7-3
5	N.C. STATE*	Blacksburg, Va.	W, 10-1 (6)
7	MOUNT ST. MARY'S (DH)	Blacksburg, Va.	W, 6-5 & 10-2 (5)
8	at Gardner-Webb	Boiling Springs, N.C.	W, 15-3 (5)
10	at North Carolina*	Chapel Hill, N.C.	4PM
11	at North Carolina*	Chapel Hill, N.C.	2:30 & 6PM
15	at App State	Boone, N.C.	5PM
17	at Georgia Tech*	Atlanta, Ga.	6PM
18	at Georgia Tech*	Atlanta, Ga.	3PM
19	at Georgia Tech*	Atlanta, Ga.	1PM
22	CHARLOTTE	Blacksburg, Va.	5PM
24	CHATTANOOGA	Blacksburg, Va.	6PM
25	CHATTANOOGA (DH)	Blacksburg, Va.	Noon & 2PM
28	LIBERTY	Blacksburg, Va.	6PM
31	DUKE*	Blacksburg, Va.	6PM

APRIL

1	DUKE*	Blacksburg, Va.	2PM
2	DUKE*	Blacksburg, Va.	Noon
4	LONGWOOD (DH)	Blacksburg, Va.	4 & 6PM
6	at Virginia*	Charlottesville, Va.	TBA
7	at Virginia*	Charlottesville, Va.	TBA
8	at Virginia*	Charlottesville, Va.	TBA
11	TENNESSEE	Blacksburg, Va.	6PM
14	at Notre Dame*	South Bend, Ind.	5PM
15	at Notre Dame*	South Bend, Ind.	6PM
16	at Notre Dame*	South Bend, Ind.	Noon
18	RADFORD	Blacksburg, Va.	6PM
20	FLORIDA STATE*	Blacksburg, Va.	7PM
21	FLORIDA STATE*	Blacksburg, Va.	6PM
22	FLORIDA STATE*	Blacksburg, Va.	2PM
25	at Marshall	Huntington, W.Va.	3PM
28	CLEMSON*	Blacksburg, Va.	6PM
29	CLEMSON*	Blacksburg, Va.	2PM
30	CLEMSON*	Blacksburg, Va.	Noon

MAY

3	at Liberty	Lynchburg, Va.	6PM
10-13	ACC Championship	South Bend, Ind.	TBA

CAPS = HOME | AT = ROAD | VS. = NEUTRAL SITE | * = ACC CONFERENCE GAME | DH = DOUBLEHEADER
UNCW TOURNAMENT | \$ TAXACT CLEARWATER INVITATIONAL | % LONE STAR STATE INVITATIONAL | POSTSEASON

RANKINGS = USA TODAY/NFCA COACHES' POLL / ESPN.COM/USA SOFTBALL POLL

VIRGINIA TECH CONTACT

Bree Williams
Assistant Director, Strategic Communications
Phone: (513) 594-2278
Email: bwilliams17@vt.edu



@HokiesSoftball



@HokiesSoftball

INFORMATION

No. 11/13 Virginia Tech

Hokies



Record..... 17-4
Streak..... W7
Head Coach..... Pete D'Amour
Record at Tech (Years)..... 168-44 (5th)

North Carolina

Tar Heels



Record..... 8-13
Streak..... L3
Head Coach..... Donna Papa
Record at Mount (Years) 1321-790-5 (38th)

NUMBERS TO KNOW

100

• Emma Lemley recorded her 100th strikeout so far this season on Tuesday vs. Mount St. Mary's. The sophomore is 10-1 on the season with a 1.80 ERA, 103 Ks and three shutouts. Her opponent batting average is .186.

45

• The Hokies now have 45 home runs on the season after hitting seven vs. Gardner-Webb. To put that in perspective, Tech had 66 total last year through 56 games. The Hokies have played 21 games so far this season.

UNC SERIES HISTORY

UNC Series..... UNC leads 32-19
Last Five..... VT leads 4-1
VT Ranked..... VT leads 9-6
First Meeting..... UNC W, 18-1 (5), 1996 (Conway, SC)
Last Meeting..... VT W, 9-1 (5), 2022 (Blacksburg)

PLAYERS TO WATCH



• Over the last five games for the Hokies, Emma Ritter has hit three home runs, tallying four RBI and six runs scored. She had a .538 average hitting leadoff, with six hits, including a double and a triple and a 1.231 slugging percentage



• Kylie Aldridge's bat has come alive the last five games for the Hokies, hitting .375 with two home runs, the first two of her career. The freshman catcher has notched four RBI, adding two doubles and a 1.250 slugging and .500 on base %

LAST TIME OUT

• The Hokies have won three games this week, sweeping Mount St. Mary's in a doubleheader on Tuesday, followed by a run rule of Gardner-Webb on Wednesday before making the trip to Chapel Hill
• Tech defeated the Mount 6-5, followed by a 10-2 (5 inn.) victory. The Gardner-Webb score was 15-3 in favor of the Hokies.
• Tech has hit 12 home runs over the past three games. Adding to the season total of 45. The Hokies have outscored opponents 31-10 over 17 innings played this week.
• In the circle, Grein recorded wins in game one vs. Mount St. Mary's and Gardner-Webb. Emma Lemley came on in relief to take the game two win over the Mount. Molly Jacobson also saw time in the circle against the Mount and Gardner-Webb.

PROBABLE LINEUP

#	Name	BA	H	R	RBI	HR
90	Emma Ritter (LF)	.420	29	18	13	6
97	Cameron Fagan (2B)	.333	21	11	13	3
2	Jayme Bailey (1B)	.383	23	16	20	6
6	Addy Greene (RF)	.364	20	15	16	6
19	Madison Hanson (DP)	.333	6	3	8	3
88	Bre Peck (CF)	.298	14	16	9	5
8	Kelsey Bennett (3B)	.217	10	4	11	4
7	Teagan Thrunk (SS)	.362	17	16	13	3
11	Kylie Aldridge (C)	.138	4	6	4	2
		ERA	IP	K	BB	W-L
27	Emma Lemley (P)	1.80	66.0	103	8	10-1



NFCA Week 4 Top 25 Poll

March 7 | *Opponents in italics*

Team (1st place votes)	Record	Points	Last
1 Oklahoma (30)	17-1	798	1
2 <i>UCLA</i> (2)	22-1	770	2
3 <i>Oklahoma State</i>	18-1	732	3
4 <i>Clemson</i>	20-1	693	4
5 <i>Florida State</i>	20-3	662	5
6 Arkansas	19-3	636	6
7 <i>Tennessee</i>	16-1	606	7
8 Florida	14-3	536	8
9 <i>Texas</i>	17-2-1	519	9
10 Washington	18-3	483	11
11 Virginia Tech	14-4	476	10
12 Stanford	19-2	438	14
13 Alabama	17-3	433	13
14 LSU	20-1	400	15
15 <i>Duke</i>	17-4	382	12
16 Kentucky	12-5-1	289	17
17 <i>Arizona</i>	15-6	272	16
18 Auburn	20-2	249	19
19 Georgia	17-5	232	18
20 Baylor	17-2	217	21
21 Oregon	16-4	15-3	20
22 Arizona State	15-3	84	23
23 Wichita State	16-3	77	25
24 Northwestern	9-7	74	22
25 Missouri	15-6	51	24

Receiving Votes: Maryland (36), Louisiana (13), Texas A&M (12), Cal State Fullerton (8), Utah (8), Mississippi State (2), Nebraska (2), San Diego State (2), Charlotte (1), UCF (1).

GENERAL INFORMATION

University Name Virginia Tech
 Location Blacksburg, Va.
 Founded 1872
 Enrollment 37,000
 President.....Dr. Timothy Sands
 Director of Athletics.....Whit Babcock
 Nickname.....Hokies
 Mascot.....Hokie Bird
 Colors..... Chicago Maroon and Burnt Orange
 Affiliation..... NCAA Division I
 Conference.....Atlantic Coast
 Home Field.....Tech Softball Park (TSP)
 Capacity 1,024

INFORMATION

2022 Record..... 46-10
 2022 Conference Record / Finish.....21-2 / 1st in ACC
 Starters Returning / Lost..... 8 / 3
 Newcomers..... 8

STAFF

Head Coach (Alma Mater) Pete D'Amour (Missouri)
 Virginia Tech Record / Years 151-40 / Fifth season
 Overall Record / Years 230-77 / Seventh season
 Assistant Coach Doug Gillis (Northwood)
 Assistant Coach Mike Lewis (Missouri-Kansas City)
 Student Assistant Coach..... Mackenzie Lawter (Virginia Tech '22)
 Director of Operations..... Bill Old (Randolph-Macon)
 Athletic Trainer Kristen Matthis (Pitt, UCF)
 Strength & Conditioning Kelly Murphy (Cornell, Columbia)

USA Softball Week 4 Top 25 Poll

March 7 | *Opponents in italics*

Team (1st place votes)	Record	Points	Last
1 Oklahoma (25)	17-1	625	1
2 <i>UCLA</i>	22-1	599	2
3 <i>Oklahoma State</i>	18-1	567	3
4 <i>Clemson</i>	20-1	545	4
5 <i>Tennessee</i>	16-1	510	6
6 <i>Florida State</i>	16-1	504	5
7 Arkansas	19-3	472	7
8 Stanford	19-2	449	8
9 Alabama	17-3	419	9
10 <i>Texas</i>	17-2-1	379	11
11 Washington	18-3	348	12
12 Florida	14-3	337	10
13 Virginia Tech	14-4	321	13
14 LSU	20-1	316	15
15 <i>Duke</i>	17-4	297	14
T16 Kentucky	12-5-1	216	T16
T16 Baylor	17-2	216	19
18 Georgia	17-5	209	T16
19 Oregon	16-4	162	20
20 <i>Arizona</i>	15-6	160	18
21 Auburn	20-2	143	21
22 Northwestern	9-7	64	22
23 Missouri	15-6	49	23
T24 Louisiana	13-8	42	24
T24 Arizona State	15-3	42	RV

Receiving Votes: Texas A&M (38), Wichita State (32), Nebraska (17), Maryland (12), Utah (9), UCF (7), Cal State Fullerton (5), Mississippi State (5), Louisville (4), California (2), Central Arkansas (1), Stetson (1).

ROSTER

No.	Name	Yr.	B/T	Pos.	Ht.	Hometown	High School / Previous School
2	Jayme Bailey	Sr.	R/R	UT	5-5	Scott Depot, W.Va.	Hurricane
5	Jenna Pearson	R-So.	R/R	UT	5-8	North Stafford, Va.	North Stafford
6	Addy Greene	Jr.	L/R	OF	5-9	Suffolk, Va.	Nansemond-Suffolk Academy
7	Teagan Thrunk	Fr.	R/R	IF	5-8	Point Pleasant, N.J.	Point Pleasant Borough
8	Kelsey Bennett	Sr.	R/R	IF	5-5	Buford, Ga.	Buford
10	Megan Furr	Fr.	L/L	OF	5-7	Centreville, Va.	Westfield
11	Kylie Aldridge	Fr.	L/R	C	5-11	Fayetteville, N.C.	Gray's Creek
12	Shanan Hester	Gr.	R/R	UT	5-6	Wendell, N.C.	Roanoke College / Corinth Holders
13	Payton List	Fr.	R/R	P	5-11	Beaver, Pa.	Beaver Area
14	Emma Jackson	Fr.	R/R	OF	5-8	Chincoteague, Va.	Chincoteague
15	Emma Yates	Jr.	R/R	C	5-6	Fairfax Station, Va.	South County
16	Meredith Slaw	Sr.	L/R	IF	5-11	Warsaw, Va.	Rappahannock
17	Molly Jacobson	R-So.	R/R	P	6-0	Waukee, Iowa	Waukee
18	Lyndsey Grein	Fr.	R/R	P	5-7	Mokena, Ill.	Lincoln-Way Central
19	Madison Hanson	Jr.	R/R	IF	5-11	Smithfield, Va.	Isle of Wight Academy
20	Trinity Martin	Fr.	L/R	OF	5-8	Nathalie, Va.	Halifax County
21	Kelsey Brown	Sr.	L/R	OF	5-6	Haymarket, Va.	Battlefield / JMU
22	Maija Louko	Jr.	R/R	IF	5-7	Reston, Va.	South Lakes
24	Morgan Overaitis	Sr.	L/R	OF	5-4	Canton, Mich.	Salem / Michigan
27	Emma Lemley	So.	R/R	P	5-6	Forest, Va.	Jefferson Forest
28	Grace Chavez	Sr.	R/R	C	5-9	Las Vegas, Nev.	West Career & Technical Academy
44	Rachel Castine	So.	R/R	UT	5-9	Chesapeake, Va.	Greenbrier Christian Academy
88	Bre Peck	So.	R/R	UT	5-10	Royersford, Pa.	Spring-Ford
90	Emma Ritter	Jr.	R/R	OF	5-9	Perryville, Md.	John Carroll
97	Cameron Fagan	Jr.	L/R	IF	5-8	Dunnellon, Fla.	Dunnellon





2022 Regular Season ACC Standings

Team	Overall	ACC	Pct.
Virginia Tech	40-6	21-2	.913
Duke	40-7	19-3	.864
Florida State	49-5	19-5	.792
Notre Dame	39-9	16-5	.762
Clemson	37-14	14-10	.583
Virginia	27-23	13-11	.542
Georgia Tech	36-15	11-13	.458
Louisville	27-24	10-14	.417
Syracuse	24-20	7-15	.318
NC State	33-22	7-17	.292
North Carolina	23-28	6-18	.250
Boston College	20-27	6-18	.250
Pitt	14-27	2-20	.091

2023 Predicted Order of Finish

1. Florida State
- 2. Virginia Tech**
3. Clemson
4. Duke
5. Notre Dame
6. Georgia Tech
7. Louisville
8. Virginia
9. Syracuse
10. NC State
11. North Carolina
12. Boston College
13. Pitt

2023 All-ACC Preseason Team

INF

Karina Gaskins, Notre Dame, Jr.
Cameron Fagan, Virginia Tech, Jr.
 Mack Leonard, Florida State, Gr.
 Alia Logoleo, Clemson, R-Jr.
 Devin Flaherty, Florida State, Sr.

OF

Kaley Mudge, Florida State, Sr.
Emma Ritter, Virginia Tech, Jr.
 McKenzie Clark, Clemson, Jr.
 Leaa Hanks, Notre Dame, Sr.

C

Emma Kauf, Georgia Tech, Sr.

P

Katheryn Sandercock, FSU, R-Sr.
 Valerie Cagle, Clemson, R-Jr.
Emma Lemley, Virginia Tech, So.

DP (Tie)

Kalei Harding, Florida St., Jr.
Meredith Slaw, Virginia Tech, Sr.

STOP US IF YOU'VE HEARD IT...

- The Hokies continue to launch the long ball, hitting seven home runs in the run rule of Gardner-Webb on Wednesday
- Seven different Hokies each recorded a home run, with the majority of Tech's starting line up now with a home run
- Emma Ritter, Addy Greene and Jayme Bailey each have six home runs, with Bre Peck right behind with five.
- Twelve different Hokies have tallied a home run this season as the Hokies are 21 home runs away from matching their season total from last year
- On the other end, the Tech pitching staff has only given up 15 home runs through the 132.1 innings pitched

ACC PITCHER OF THE WEEK

- For the second straight week, Lemley was named ACC Pitcher of the Week on March 7, her fifth career weekly honor.
- Lemley went 3-0 on the weekend, earning her first three ACC wins of the season. She gave up only one run in 16 innings pitched, striking out 24 and walking two.
- Finished the weekend with a .132 batting average against.

SLUGGERS

- Eight of the Hokies nine regular starters have a slugging percentage of over .500, with Emma Jackson leading the way at a .864 clip through 22 at bats
- Emma Ritter has a .797 slugging percentage through 69 at bats, followed by Addy Greene with a .764 through 55 at bats
- Tech's team slugging percentage sits at a .622 compared to .352 by opponents so far this season.

ALL ABOUT THE BATS

- The Hokie offense continued to shine in their ACC opening series, finishing the three games played with a .325 batting average, compared to a .134 put up by NC State
- Tech recorded 25 hits, including eight extra base hits, scoring 24 runs and posting an on base percentage of .597
- Five different Hokies recorded a home run, adding to the season total of 33. Greene hit two home runs and led the way with five RBI.
- As of Monday, March 6, the Hokies are second in NCAA Division I with 1.83 home runs per game

RING 'EM UP

- Emma Lemley tallied 28 strikeouts vs. NC State, including a 10-strikeout outing against the Wolfpack to open the series
- She has four games so far this season with double-digit strikeouts and three games with 15+ strikeouts
- Lemley ranks first in the ACC and fourth in NCAA with 99 total strikeouts on the season as of March 6.

COMEBACK KIDS

- The Hokie bats have come up big in two games this season, working from behind to tie the game up via the long ball
- Most recently, Tech came back from down 5-2 in the top of the seventh against No. 9/13 Texas, getting a two-run home run off the bat of Kelsey Bennett and a solo shot from Emma Jackson to tie the game up at 5-5
- The Hokies would win that game 6-5 in eight innings, as Cameron Fagan had the game-winning RBI
- Tech also came back from a six-run deficit to tie the game in the top of the seventh against No. 5 Oklahoma State. Jayme Bailey, Kelsey Bennett and Bre Peck all had home runs to help the cause

ACTION JACKSON

- Freshman Emma Jackson made an impact on the Hokies weekend in Texas, coming up clutch with the game-tying home run against Texas, her first career home run in her first career start as DP
- She followed that up with a three-run home run in the run rule win over Texas Southern the following day
- As the DP over the weekend, Jackson hit .333 with four hits, scoring three runs and tallying four RBI

RECORD WATCH

- Jayme Bailey and Kelsey Bennett are both closing in on obtaining career records at Virginia Tech softball
- Bennett is eight home runs from setting a new career record in home runs. She is at 43 and Megan Evans (2002-05) holds the current record with 50
- She is also 10 RBI from setting a new record in runs batted in, closing in on Evans record of 161
- Bailey and Kelsey Brown are three triples away from the career record of 12 from Bronwyn Blair (1998-01) and Bailey is five doubles away from Michelle Meadows (1997-00) with 48

HOKIE HOMERS

- The Hokies hit at least one home run in every game in Texas, hitting three against Texas and Texas Southern for a total of 27 as of Feb 27 to lead the NCAA
- The Hokie lineup hit 10 home runs total throughout the weekend down in Clearwater
- Five of those home runs were recorded in game one against No. 5 Oklahoma State, all hit by different players throughout the game
- Madison Hanson, Bre Peck, Jayme Bailey, and Kelsey Bennett all hit two home runs while in Clearwater
- Pinch hitting was key for Hokies in Clearwater as Madison Hanson and Morgan Overaitis both came in to hit significant home runs

HOW ABOUT HANSON

- Junior Madison Hanson had a career weekend at the plate, recording a .333 batting average and four RBI for the Hokies in Clearwater
- Hanson hit a clutch pinch-hit two-run home run against Oklahoma State, her first career home run
- She continued her weekend as designated player where she hit another home run during the win against Nebraska



HOKIES IN THE POLLS

	NFCA	USA Softball	Softball America	DI Softball
P	11	11	11	13
W1	8	9	8	11
W2	10	12	16	15
W3	10	13	16	17
W4	11	13	15	16

Multiple Hit Games	2	3	4	5+	Total
90 Emma Ritter	5	3	-	-	8
2 Jayme Bailey	5	1	-	-	6
97 Cameron Fagan	5	1	-	-	6
7 Teagan Thrunk	3	1	-	-	4
6 Addy Greene	3	1	-	-	4
88 Bre Peck	3	-	-	-	3
24 Morgan Overaitis	2	-	-	-	2
8 Kelsey Bennett	2	-	-	-	2
19 Madison Hanson	1	-	-	-	1
14 Emma Jackson	1	-	-	-	1
21 Kelsey Brown	1	-	-	-	1
TEAM	31	7	0	0	38

Hitting Streaks	Longest	Current
90 Emma Ritter	11	11
2 Jayme Bailey	9	2
6 Addy Greene	7	7
97 Cameron Fagan	5	5
19 Madison Hanson	4	-
88 Bre Peck	4	1
14 Emma Jackson	4	4
8 Kelsey Bennett	3	1
7 Teagan Thrunk	3	1
21 Kelsey Brown	2	1
11 Kylie Aldridge	2	-
44 Rachel Castine	2	-
24 Morgan Overaitis	2	1
20 Trinity Martin	1	1
28 Grace Chavez	1	1
16 Meredith Slaw	1	1

Multiple RBI Games	2	3	4	5+	Total
2 Jayme Bailey	4	3	-	-	7
6 Addy Greene	1	1	2	-	4
97 Cameron Fagan	3	1	-	-	4
7 Teagan Thrunk	3	-	1	-	4
8 Kelsey Bennett	3	-	-	-	3
88 Bre Peck	-	2	-	-	2
14 Emma Jackson	1	1	-	-	2
90 Emma Ritter	2	-	-	-	2
19 Madison Hanson	1	1	-	-	2
11 Kylie Aldridge	1	-	-	-	1
21 Kelsey Brown	1	-	-	-	1
28 Grace Chavez	1	-	-	-	1
44 Rachel Castine	1	-	-	-	1
TEAM	22	9	3	0	34

Reached Base Streaks	Longest	Current
2 Jayme Bailey	13	2
88 Bre Peck	11	1
90 Emma Ritter	11	11
97 Cameron Fagan	10	6
6 Addy Greene	9	9
14 Emma Jackson	5	5
19 Madison Hanson	4	3
8 Kelsey Bennett	3	1
7 Teagan Thrunk	3	1
11 Kylie Aldridge	3	3
24 Morgan Overaitis	3	1
16 Meredith Slaw	3	3
44 Rachel Castine	2	-
20 Trinity Martin	2	2
21 Kelsey Brown	2	1
10 Megan Furr	1	1
28 Grace Chavez	1	1

- The junior also contributed an important RBI against No. 2 UCLA
- Hanson ended the weekend with a 1.000 slugging percentage

ITTER AT THE TOP

- Emma Ritter has been a consistent lead off for the Hokies this season with a .420 batting average and .370 when she is leading off an inning
- Ritter had three hits, one of two Hokies to post three hits, and one RBI in game one against Oklahoma State in Clearwater
- She also contributed one hit and one RBI in the win against South Florida

LEMLEY Ks

- Emma Lemley set a new career-high, 17 strikeouts, against No. 10 Arizona
- Lemley also pitched a solid game in the win against USF recording 15 strikeouts, giving up one run and no walks
- The sophomore has now racked up 75 strikeouts, which ranks first in the ACC and second nationally

STRONG START

- The Hokies started the season off strong with a run-rule victory against East Carolina, recording 11 hits during the season opener
- Bre Peck led the offense going, 1-for-2 with a home run, walk and three RBI
- Freshman Teagan Thrunk had a memorable debut, going 3-for-3 at the plate
- Emma Lemley tossed a four-hit shutout in the circle, striking out seven Pirates
- The Hokies finished their opening weekend with a 5-0 record for the second straight season
- Tech outscored opponents 32-3 and the pitching staff recorded a 0.23 ERA over the five games played

BAILEY'S BAT

- Jayme Bailey went 10-for-14 on opening weekend to kick off her fifth year as a Hokie
- Throughout the weekend, she recorded one double, one triple and one home run
- She contributed five RBI and three runs
- Bailey led the team with a .741 batting average on the weekend and also stole two bases

STAFF DEBUT

- The Hokie pitching staff consisting of Grein, Jacobson, Lemley and Peck worked together to average a 0.23 ERA on opening weekend
- The four pitchers only allowed four walks and three runs the entire weekend
- Newcomer Lyndsey Grein pitched the most innings for the staff with 14, striking out 11, nine of them against UNC Wilmington, a regional team a season ago
- Molly Jacobson and utility player Bre Peck also made their pitching debuts this season where they combined to toss a shutout against Purdue Fort Wayne
- This is Peck's first season on the pitching staff, playing primarily at 3rd base last season. Peck was the Pennsylvania Gatorade Player of the Year in 2019 and has a perfect game in the state quarterfinals on her resume

GREENE GOES YARD

- Junior Addy Greene had a memorable opening weekend, recording five RBI for the Hokies
- Four of those RBI came off of two home runs against Purdue Fort Wayne
- Greene also hit a key RBI sacrifice fly in the win against ECU

ROSTER RUNDOWN

- The Hokies return eight starters, including All-American Emma Ritter, as well as ACC Freshman of the Year Emma Lemley.
- Other returners include utility Jayme Bailey, infielder Kelsey Bennett, designated player Meredith Slaw, outfielder Kelsey Brown, utility Bre Peck and infielder Cameron Fagan
- Tech lost three starters from 2022, including All-American pitcher Keely Rochard, catcher Mackenzie Lawter (who returns this year as a Student Assistant Coach) and outfielder Darby Trull
- The Hokies welcome eight newcomers to the 2023 roster, with seven freshman and one transfer ready to make an impact

SOPHOMORE SEASON

- Right-handed pitcher Emma Lemley returns to the circle this year after a standout rookie season
- During the 2022 season, the freshman was named a Top-3 Finalist for NFCA/Schutt Sports National Freshman of the Year, as well as the ACC Freshman of the Year. Other awards include NFCA Mid-Atlantic Region Second Team, All-ACC First Team and ACC All-Freshman Team
- Lemley finished with a 2.12 ERA, a 1.01 WHIP, and a .186 opponent batting average, recording a 16-6 record on the year. She added six shutouts, 212 strikeouts and three saves
- She finished ninth nationally in strikeouts per seven innings (10.7) and posted three of her shutouts during ACC play

FRESH FACES

- The Hokies welcome seven freshman and one grad transfer to the 2023 roster
- Teagan Thrunk, an infielder from New Jersey, was ranked the 58th best player in the 2022 signing class, a First Team All-American infielder by Extra Innings Softball and a PGF All-American. She finished her senior year with a .532 batting average with 42 hits, five triples and seven home runs, as well as a 1.091 slugging percentage
- A catcher out of North Carolina, Kylie Aldridge was a 2022 Extra Innings Softball High School All-American, as well the 3A East State Player of the Year in 2021. As a senior, posted a .520 batting average with 27 RBI, 34 hits, a .630 OBP and a 1.496 OPS
- Lyndsey Grein will see some time in the circle, joining the Hokies from Mokena, Illinois. She recorded a 1.25 ERA as a senior with 197 strikeouts in 2022. Grein helped her team to a second-place finish at the 2021 State Championship, totaling 292 strikeouts on the season. At the plate, she finished with a .427 batting average with 28 RBI.
- Megan Furr (Centreville, Va.), Payton List (Beaver,



2023 HONORS & AWARDS**Preseason**

Cameron Fagan, Preseason All-ACC Team
 Cameron Fagan, Extra Innings Top 100
 Emma Lemley, Softball America Preseason All-American
 Emma Lemley, D1 Softball Preseason Top 100
 Emma Lemley, Softball America Top 100
 Emma Lemley, Extra Innings Top 100
 Emma Lemley, Preseason All-ACC Team
 Emma Lemley, USA Softball Player of the Year Top 50 Watch List
 Emma Ritter, Softball America Preseason All-American
 Emma Ritter, D1 Softball Preseason Top 100
 Emma Ritter, Softball America Top 100
 Emma Ritter, Extra Innings Top 100
 Emma Ritter, Preseason All-ACC Team
 Emma Ritter, USA Softball Player of the Year Top 50 Watch List
 Meredith Slaw, Preseason All-ACC Team

2022 HONORS & AWARDS**Postseason**

Kelsey Bennett, All-ACC Third Team
 Kelsey Brown, All-ACC Third Team
 Cameron Fagan, All-ACC Second Team
 Cameron Fagan, NFCA First Team All-Mid Atlantic Region
 Cameron Fagan, VaSID All-State First Team
 Mackenzie Lawter, All-ACC Second Team
 Mackenzie Lawter, NFCA Second Team All-Mid Atlantic Region
 Emma Lemley, ACC Freshman of the Year
 Emma Lemley, All-ACC First Team
 Emma Lemley, ACC All-Freshman Team
 Emma Lemley, NFCA Second Team All-Mid Atlantic Region
 Emma Lemley, VaSID Freshman of the Year
 Emma Lemley, VaSID All-State First Team
 Morgan Overaitis, All-ACC Second Team
 Bre Peck, All-ACC Second Team
 Bre Peck, ACC All-Freshman Team
 Bre Peck, NFCA First Team All-Mid Atlantic Region
 Bre Peck, VaSID All-State First Team
 Emma Ritter, All-ACC First Team
 Emma Ritter, NFCA First Team All-Mid Atlantic Region
 Emma Ritter, NFCA Third Team All-American
 Emma Ritter, VaSID Player of the Year
 Emma Ritter, VaSID All-State First Team
 Keely Rochard, ACC Pitcher of the Year
 Keely Rochard, First Team All-ACC
 Keely Rochard, NFCA First Team All-Mid Atlantic Region
 Keely Rochard, NFCA First Team All-American
 Keely Rochard, VaSID Pitcher of the Year
 Keely Rochard, VaSID All-State First Team
 Meredith Slaw, All-ACC First Team
 Meredith Slaw, NFCA First Team All-Mid Atlantic Region
 Meredith Slaw, VaSID All-State First Team
 Darby Trull, All-ACC Third Team
 Darby Trull, NFCA Third Team All-Mid Atlantic Region

Inseason

Keely Rochard, ACC Pitcher of the Week (2/14), (4/5)
 Emma Lemley, ACC Pitcher of the Week (3/9), (3/29), (4/26)
 Meredith Slaw, ACC Player of the Week (4/12)
 Keely Rochard, USA Softball Collegiate Player of the Year Top-10 Finalist
 Emma Lemley, Schutt Sports/NFCA Freshman of the Year Top-3 Finalist

Pa.), Emma Jackson (Chincoteague, Va.) and Trinity Martin (Nathalie, Va.) join the Hokies for their freshman season and look to make an impact
 • Shanen Hester joins the Hokies after a four-year career at Roanoke College. She played in 125 games over the course of her career, hitting over .300 each season. She was named NFCA All-Region and ODAC All-Tournament after a successful senior season

ALL-AMERICAN RITTER

• Striking out only six times in 2022, Ritter was ranked first in the ACC and 12th nationally as the toughest to strike out. She also accounted for 23 of Tech's stolen bases which ranked her third in the ACC.
 • Her .400 batting average was good for second in the ACC and Top-50 nationally. In the outfield, Ritter had a perfect 1.000 fielding percentage with 45 putouts.

MACK IS BACK

• Head coach Pete D'Amour and Virginia Tech softball announced in September that All-ACC catcher, Mackenzie Lawter, will be returning as a student assistant coach for the 2022-23 season.
 • A key component behind the plate for the Hokies, Lawter finished up her fifth year of eligibility during the 2022 season. Following her senior season, the catcher was named to the All-ACC Second Team, as well as NFCA Mid-Atlantic Region Second Team.
 • At the 2022 Blacksburg Regional, Lawter played a big role in advancing the Hokies to Super Regionals. She hit a two-run home run to bring in the game-winning run over Miami (OH) in an elimination game. The next day, Lawter hit the go-ahead three-run home run against No. 15 Kentucky in game seven to put the Hokies in position to close out the Regional with a win.
 • Lawter will work with all aspects of the program this season. She will graduate from Virginia Tech in May 2023 with a Master's in Reputation Management.

USA SOFTBALL TOP 50 WATCH LIST

• Emma Lemley and Emma Ritter earned a spot on the USA Softball Top 50 Watch List for Player of the Year for the first time in their respective careers.
 • The Top 50 Watch List highlights athletes from 26 universities and nine athletic conferences from across the country. The ACC is represented with six athletes.
 • The Top 25 finalists for Player of the Year will be announced on May 3, followed by the Top 10 on May 3 and Top 3 on May 17. The Player of the Year will be announced prior to the NCAA Women's College World Series.

PRESEASON ALL-ACC

• Cameron Fagan, Emma Lemley, Emma Ritter and Meredith Slaw all land a spot on the team in their respective positions.
 • The Hokies were also ranked second in the ACC Preseason Coaches Poll, behind only Florida State, Clemson, Notre Dame and Duke round out the top five.
 • This is Fagan's second straight Preseason ACC honor. This is the first preseason honor for Lemley, Ritter and Slaw

IN THE POLLS

• The Hokies entered the 2023 season ranked No. 11 in both the USA Softball preseason poll and the NFCA

poll

• On April 25, 2022 the Virginia Tech Softball team achieved their highest-ever national ranking, coming in at No. 2 after taking the ACC series at Florida State
 • On March 7, 2022 the Hokies were ranked No. 1 in the NCAA RPI after the three-game sweep against Clemson. Tech then spent three straight weeks at No. 1
 • The Hokies finished their historic season ranked No. 9 in the final polls

MORE D'AMOUR

• D'Amour is back for his fifth season after leading the Hokies to their second straight Super Regional appearance
 • The Virginia Tech skipper has a .791 win percentage with a 151-40 record since his arrival at Virginia Tech
 • For the second straight season, D'Amour and his staff were honored with the NFCA Mid-Atlantic Staff of the Year award
 • D'Amour is the 2022 ACC Coach of the Year, producing a conference high 11 All-ACC team members

REGULAR SEASON CHAMPS

• The Hokies clinched their second ACC Regular Season Championship, run-ruling Boston College 9-0 to officially clinch the championship.
 • Tech last won the regular season in 2019, finishing 20-4 in the Coastal Division. The Hokies clinched the 2019 championship at Boston College as well with a sweep of the Eagles.
 • The 21-2 record in ACC play is the highest winning percentage in conference play in school history.

BEST ACC START

• Tech's 13-0 start in conference games during the 2022 season is the league's best start since Florida State began league play 10-0 back in 2018.
 • The Hokies 13 straight ACC wins tied the 13 consecutive league contests the team won during a stretch of the 2014 season.
 • Tech hadn't started undefeated through 13 games in conference play since joining the ACC

NATIONAL STAGE

• Emma Lemley was invited to join the USA National Softball team to compete in the 2022 Canada Cup
 • Lemley helped the National Team earn gold at the Canada Cup, pitching the first game of the tournament, throwing three innings and recording 7 strikeouts.

MID-ATLANTIC STAFF OF THE YEAR

• For the second straight season, head coach Pete D'Amour and his coaching staff were recognized as the NFCA Mid-Atlantic Coaching Staff of the Year
 • This is the third time D'Amour and his staff have been recognized with the award after earning it following the 2019 and 2021 seasons. This is the fifth time in school history that the Virginia Tech coaching staff has been named the Mid-Atlantic staff of the year (2007, 2008, 2012, 2013).

RANKED MATCHUPS

• The Hokies had 19 games in 2022 against an opponent ranked in the top 25 in either the NFCA/USA



Today poll or the USA Softball/ESPN.com poll

- Tech finished 14-8 in ranked matchups with wins over then-RV/24 Northwestern, No. 11/12 Missouri, No. 19/20 Kentucky, No. 14/9 Clemson (3), No. 22/20 UCF (2) and No. 2/3 Florida State (2), No. 15/15 Kentucky (2) and No. 12/14 Florida
- Virginia Tech finished at No. 2 in the final NCAA RPI

4-FOR-FAGAN

- Cameron Fagan had two games a season ago where she went 4-for-4, including the win over Michigan State (2/12) and Liberty (4/12)
- She is the only player to have multiple four-hit games, with Bre Peck the only other Hokie to have a four-hit game a season ago
- The junior started in 55 games last year at second base and recorded a .936 fielding percentage. She was also a standout at the plate for the Hokies, posting a .351 batting average and a .474 on base percentage.
- During game six of the Blacksburg Regional against No. 15 Kentucky, Fagan led the Hokies with four RBI.
- The infielder was named to the 2022 NFCA Mid-Atlantic Region First Team, All-ACC Second Team and VASID First Team.

SERIES SWEEPS

- The Hokies did not drop a single ACC series in 2022, securing the ACC Regular Season Title
- Tech only fell in two ACC games of the 23, taking losses to Florida State and Virginia
- Tech swept Clemson for the first time in school history by outscoring the Tigers 14-3 over the three

games played

- To put that in perspective, Clemson was not swept at all in 2021 in ACC play, posting a 29-5 record with six sweeps

RACKING UP THE Ks

- The Hokies led the conference in strikeouts last year, tallying 540 total over 376.1 innings pitched
- Tech also led the ACC and was seventh nationally in strikeout to walk ratio with a 4.76
- Sophomore returner Emma Lemley recorded 212 of those strikeouts and is poised to carry a heavier load this season
- Although the Hokies lost All-American Keely Rochard, Lyndsey Grein and Bre Peck join the bullpen and will see innings for Tech

D'AMOUR GETS 200

- Head coach Pete D'Amour reached career-win 200 on March 11, 2022 as the Hokies run-ruled Syracuse 13-1.
- D'Amour became the fastest coach in school history to reach 100 wins at Virginia Tech in 2021, also in a win over Syracuse.

EMMA ²

- Emma Lemley and Emma Ritter have been racking up the preseason accolades this year for the Hokies
- Along with making the preseason All-ACC team and the Top 50 Watch List for Collegiate Player of the Year, the two were also recognized by D1 Softball, Extra Innings and Softball America
- Lemley ranked No. 36 and Ritter ranked No. 38 on the Softball America Top 100 Players List
- On the D100 Player rankings, Lemley earned the No. 30 spot, while Ritter was No. 42
- The Extra Elite 100 Player Rankings saw Lemley at No. 36, Ritter at No. 49 and Cameron Fagan at

No. 68

HITS LEADER

- Virginia Tech led the ACC in hits during the 2023 season, finishing the year with 488 total
- The Hokies recorded 77 doubles, 18 triples and 66 home runs over the course of 1,551 total at bats
- Emma Ritter was the hits leader with 66 total, followed closely by Cameron Fagan with 65
- Jayme Bailey was the doubles leader with 12 and Bre Peck led the home run charge with 11 her freshman year

HISTORIC NO-NOS

- The back-to-back no-hitters against Longwood (3/22/22) were the first-ever time the Hokies' no-hit both games of a doubleheader since the program's inception in 1995.
- Tech pitchers had not tossed no-hitters in consecutive games in over 20 years, dating all the way back to May 7 and May 11, 2000 in shutouts vs. St. Bonaventure and Dayton.
- Rosenberry and Lemley, who both threw their first career no-hitters, joined a group of 11 other pitchers in Hokies history that have thrown no-hitters, including teammate Keely Rochard.
- With Rochard's no-hitter against UCF (4/3/22), it marked the third no-hitter in five games for the Hokies, all by different pitchers

D'AMOUR HOLDS OWN VS. TOP 25

- Tech coach Pete D'Amour is 21-17 versus the NFCA/USA Today and USA Softball/ESPN.com Top 25 polls since his arrival to Tech with a win over No. 9/13 Texas so far this season

STARTERS SUMMARY

Player	GS	Position										Batting Order													
		p	c	1b	2b	3b	ss	lf	cf	rf	of	dh	1st	2nd	3rd	4th	5th	6th	7th	8th	9th				
2 Jayme Bailey	21	.	.	21	3	10	.	6	1	1	.	
90 Emma Ritter	20	12	8	1	
97 Cameron Faga	20	.	.	.	20	17	1	.	2	.	.	.	
7 Teagan Thrun	20	20	1	.	.	8	11
6 Addy Greene	19	.	.	.	1	1	.	2	.	14	.	1	1	10	2	1	4	1	.	.	
8 Kelsey Bennett	17	.	1	.	.	16	3	13	1	.	
88 Bre Peck	16	2	.	.	.	2	.	.	12	1	6	8	1	.	.	.	
11 Kylie Aldridge	15	.	15	3	7	5	
27 Emma Lemley	9	9	
44 Rachel Castine	8	.	5	.	.	2	1	4	4	
24 Morgan Overait	8	7	.	1	1	2	.	2	3	.	.	
18 Lyndsey Grein	8	8	
14 Emma Jackson	8	2	2	4	1	1	.	.	
19 Madison Hanso	7	1	1	1	2	2	.	.	
21 Kelsey Brown	6	5	1	2	.	.	1	.	.	1	
16 Meredith Slaw	5	4	.	1	.	.	.	
17 Molly Jacobson	2	2	
28 Grace Chavez	1	1	



HOKIE HISTORY

- Tech had yet another historic season in 2022, finished the year with 46 wins and hosting a Regional and a Super Regional for the first time in program history
- The Hokies also set a record in ACC Play, going 21-2 on the way to a Regular Season Title, the best conference winning percentage in school history

Below are the most wins in school history.

Year	Wins	Overall Record	Postseason
1999	54	54-16 (14-2 A-10)	L, A-10 title game
2008	49	49-19 (16-5 ACC)	WCWS (OKC)
2007	49	49-16 (15-5 ACC)	Regionals (Columbus)
2019	47	47-11 (20-4 ACC)	Regionals (Lexington)
2022	46	46-10 (21-2 ACC)	Supers (Blacksburg)
2005	44	44-25 (4-13 ACC)	Regionals (Knoxville)
2012	42	42-21 (12-8 ACC)	Regionals (Knoxville)
2002	42	42-18 (12-8 BIG EAST)	L, BIG EAST title game
2000	41	41-22 (12-4 A-10)	L, A-10 title game

A DINGER A DAY

- The Hokies hit at least one home run in 36 games a season ago, which is more than half of their 56 total games
- Tech had an eight-game streak of at least one home run in a game, dating from the win over Clemson on March 6 to the win over North Carolina on March 20
- Tech had multiple games where more than one

Hokie hit a home run, as well as Bre Peck, Meredith Slaw, and Emma Ritter had multi-home run game

ALL FOR ARTHUR



- Arthur Erwin is 6 ½ years old and Hokie Softball’s biggest fan. Arthur and his parents (Abbey and Zach Erwin) attended a game in March 2022. Coach D’Amour saw Arthur in the stands and went up to introduce himself and gave Arthur an autographed ball from Keely Rochard.
- Following the game, Arthur was invited on the field to take a photo with the team and from there, Arthur attended every softball game he could, including the ACC Tournament in Pittsburgh.
- Arthur loves all Hokie sports, but softball is his favorite. He will send the team videos of encouragement before games.
- Arthur was diagnosed with cerebral palsy and is thankful for C.A.T.S.- Children’s Assistive Technology Service, which is a non-profit in Virginia that accepts donations of gently used pediatric adaptive equipment, cleans and refurbishes it, and provides it to children with disabilities that

need it at no cost.

- CATS has provided Arthur with tens of thousands of dollars’ worth of equipment as he has grown up. More info and to donate: <https://atdevices-forkids.org/>
- Twice a year, Arthur goes to UVA for intensive therapy sessions that last anywhere from 2-4 weeks. While at UVA, he insists on wearing Hokie gear the entire time and you will often find him walking or biking through the hallway of the children’s hospital yelling “Let’s Go Hokies”

BY THE NUMBERS

- The Hokies had their best season as far as attendance in 2022, posting a regular season total of 8,933. The capacity for Tech Softball Park is 1,024 and Tech had three sellouts throughout the regular season
- During the Blacksburg Regional and Super Regional, that number total rose to 14,945. Temporary bleachers were set up in TSP, increasing capacity to 1,987.
- Attendance at Tech Softball Park has steadily increased since 2014

TECH SOFTBALL PARK



QUICK FACTS

Surface	Grass outfield, dirt infield
Dimensions (LF-CF-RF)	200-220-200
First Game	March 25, 1998, W, 8-6 (8 Inn.) vs. Charlotte
Seasons in Use	26th Season
Record at TSP	311-145 Games: 456
vs. Ranked Teams	18-34 (.346) Games: 52

The Virginia Tech softball team has the luxury of playing and practicing in some of the finest facilities on the East Coast. Using the Tech Softball Park, Softball Indoor Facility and a state-of-the-art weight room, the Hokies train in terrific facilities designed to help them win championships. Combined with a new locker room and one of the best scoreboard and video boards in the country, the Hokies have it all when it comes to what they need to win.

Tech Softball Park, which was completed in the fall of 1997, has dimensions of 200 feet down the lines and 220 feet to center field. In January of 2008, an additional 746 permanent seats were installed, bringing the capacity up from 336 to 1,024. The new bleachers match the ones that were already in place and now extend down to the end of both dugouts.

Thanks to an anonymous donation, TSP now has seatbacks in the section behind home plate, which was completed in fall 2017.

UNDER D'AMOUR

At TSP	49-15
ACC Record at home	35-13
vs. Nonconference at home	14-2
vs. Ranked Teams at home	4-4



RESULTS

Date	Opponent	Score	Inns	Overall	Conference	Pitcher of record	Attend	Time
Feb 9, 2023	vs East Carolina	w 8-0	5	1-0-0	0-0-0	E. Lemley (W 1-0)	100	1:31
Feb 9, 2023	at UNCW	w 5-1	7	2-0-0	0-0-0	L. Grein (W 1-0)	310	1:42
Feb 10, 2023	at UNCW	w 6-0	7	3-0-0	0-0-0	E. Lemley (W 2-0)	170	1:50
Feb 10, 2023	vs East Carolina	w 4-2	7	4-0-0	0-0-0	L. Grein (W 2-0)	100	1:41
Feb 11, 2023	vs Purdue - Fort Wayne	w 9-0	5	5-0-0	0-0-0	B. Peck (W 1-0)	100	1:20
Feb 17, 2023	vs #3 Oklahoma State	L 9-10	7	5-1-0	0-0-0	M. Jacobson (L 0-1)	5444	2:50
Feb. 17, 23	vs NEBRASKA	w 6-4	7	6-1-0	0-0-0	E. Lemley (W 3-0)	5444	2:14
Feb 18, 2023	vs #2 UCLA	L 4-8	7	6-2-0	0-0-0	B. Peck (L 1-1)	5632	2:17
Feb 18, 2023	vs #10 Arizona	L 2-6	7	6-3-0	0-0-0	E. Lemley (L 3-1)	5632	1:57
Feb 19, 2023	vs South Florida	w 4-1	7	7-3-0	0-0-0	E. Lemley (W 4-1)	5147	2:12
Feb 24, 2023	vs Abilene Christian	w 11-0	5	8-3-0	0-0-0	L. Grein (W 3-0)	0	1:47
Feb 24, 2023	at #9 Texas	w 6-5	(8)	9-3-0	0-0-0	E. Lemley (W 5-1)	1386	2:27
Feb 25, 2023	vs Texas Southern	w 8-0	5	10-3-0	0-0-0	M. Jacobson (W 1-1)	0	1:12
Feb 25, 2023	at #9 Texas	L 2-8	7	10-4-0	0-0-0	L. Grein (L 3-1)	1780	2:04
Feb 26, 2023	vs Abilene Christian	w 4-1	7	11-4-0	0-0-0	E. Lemley (W 6-1)	0	2:03
* Mar 03, 2023	NC STATE	w 7-0	7	12-4-0	1-0-0	E. Lemley (W 7-1)	215	1:50
* Mar 04, 2023	NC STATE	w 7-3	7	13-4-0	2-0-0	E. Lemley (W 8-1)	714	1:53
* Mar 05, 2023	NC STATE	w 10-1	6	14-4-0	3-0-0	E. Lemley (W 9-1)	678	1:48
Mar 07, 2023	MOUNT ST. MARY'S-1	w 6-5	7	15-4-0	3-0-0	L. Grein (W 4-1)	161	1:57
Mar 07, 2023	MOUNT ST. MARY'S-2	w 10-2	5	16-4-0	3-0-0	E. Lemley (W 10-1)	161	1:47
Mar 08, 2023	at Gardner-Webb	w 15-3	5	17-4-0	3-0-0	L. Grein (W 5-1)	50	1:59

() extra inning game



THE LAST TIME VIRGINIA TECH..

Recorded 10+ hits in a game	13 vs. Gardner-Webb (3/8/23)
Recorded 15+ hits in a game	21 at No. 2/3 FSU (4/9/22)
Scored 10+ runs in a game	10 vs. Mount St. Mary's (3/7/23)
Scored 15+ runs in a game	15 at Gardner-Webb (3/8/23)
Drew eight walks or more in a game	8 vs. Dartmouth (2/21/20)
Stole five or more bases in a game	5 vs. Saint Francis (5/20/22)
Hit just 3 home runs in a game	3 vs. Mount St. Mary's (3/7/23)
Hit just 4 home runs in a game	4 vs. NC State (3/4/23)
Hit 4+ home runs in a game	7 vs. Gardner-Webb (3/8/23)
Had 3+ players with 3+ hits in a game	Fagan - 3, Peck - 3, Bennett - 3, Slaw - 3, at No. 2/3 FSU (4/9/22)
Turned a triple play	No. 1 Florida State, L, 12-5 [5] [1] (3/10/17)
Highest ranked opponent defeated	No. 2/3 FSU, 23-9, (4/9/22)
Defeated ranked opponent at home	No. 12 Florida (5/27/22)
Highest ranked opponent defeated at home	No. 6 JMU, 2-1 (4/6/16)
Defeated ranked opponent on the road	No. 9/13 Texas, 6-5 (8), (2/24/23)
Highest ranked opponent defeated on the road	No. 2/3 FSU, 23-9, (4/9/22)
Defeated ranked opponent at neutral site	vs. No. 19 Kentucky, 6-1, in Leesburg, Fla. (2/13/22)
Highest ranked opponent defeated at neutral site	No. 4 Michigan, 6-2, at Gainesville, Fla. (2/20/99)
Defeated a top-10 team	No. 9/13 Texas, 6-5 (8), (5/24/23)
Won a run-rule game	at Gardner-Webb, 15-3 [5 inn.] (3/8/23)
Lost a run-rule game	vs. No. 12 Florida, 12-0 [5 inn.] (5/29/22)
Won an extra-inning game	at No. 9/13 Texas, 6-5 [8 inn.] (4/24/23)
Lost an extra-inning game	at UCF, 5-4 [11] (4/4/22)
Was no-hit by	Alexa Romero, vs. Syracuse, L, 2-0 (3/9/18)

THE LAST TIME A TECH PLAYER..

Recorded five hits in a game	Caroline Schoenewald, vs. Lamar (2/8/18)
Recorded four hits in a game	Cameron Fagan at Liberty (4/12/11)
Drove in 5+ runs in a game	7, Kelsey Bennett at NC State (3/14/21)
Scored 4+ runs in a game	4, Jayme Bailey at NC State (3/14/21)
Hit a grand slam	Meredith Slaw vs. Kentucky (5/21/22)
Hit 2+ home runs in a game	2, Addy Greene vs. NC State (3/5/23)
Player hit back-to-back home runs	4 inn. & 6 inn. Addy Greene vs. NC State (3/5/23)
Players hit back-to-back home runs	Grace Chavez and Morgan Overaitis at Gardner-Webb [5th inn] (3/8/23)
Players hit back-to-back-to-back home runs	3rd inn. J. Bailey, K. Bennett and M. Overaitis vs. Radford [2] (3/17/21)
Hit for the cycle	Never
Had 2+ doubles in a game	2, Morgan Overaitis vs. No. 9/13 Texas (2/25/23)
Had 2+ triples in a game	2, Courtney Brinkman at ETSU (4/25/02)
Drew 4+ walks in a game	4, Courtney Liddle vs. Miami (3/10/12)
Stole 3+ bases in a game	3, Kelsey Brown vs. Georgia Tech [2] (4/17/21)
Had a walk-off home run	Cameron Fagan vs. NC State (3/5/23)
Had a walk-off grand slam	Betty Rose vs. Cornell, 8-4 (3/20/12)
Had a walk-off hit	Kelsey Brown vs. Mount St. Mary's, 10-2 [5 inn.] (3/7/23)

THE LAST TIME A TECH PLAYER..

Struck out 15+ batters	17 Emma Lemley vs. Arizona (2/18/23)
Struck out 10+ batters	11, Lyndsey Grein at Mount St. Mary's (3/7/23)
Threw a no-hitter	Keely Rochard vs. Saint Francis (5/20/22)
Threw a 7-inning no-hitter	Keely Rochard vs. Saint Francis (5/20/22)
Threw a 7-plus-inning no hitter	Angela Tincher vs. Florida State (5/10/08)
Threw a perfect game	Keely Rochard vs. No. 20/17 JMU [5 Inn.] (4/10/19)
Threw a 7-plus-inning perfect game	Angela Tincher vs. Florida State [8 Inn.] (3/24/07)

THE LONGEST TECH GAMES..

14 Innings	Virginia Tech 3, Florida State 2; First Round of 2005 ACC Championship (College Park, Md.)
13 Innings	Virginia Tech 3, Marshall 2; 2013 NCAA Tournament (Lexington, Ky.)
12 Innings	BC 2, VT 1; 2003 (Chestnut Hill), VT 1, Louisville 0; 2005 NAAs (Knoxville), Arizona 4, VT 3; 2008 (Tucson)
11 Innings	3 times, last: UCF 5, VT 4; 2022 (UCF) 9
10 Innings	10 times; last: Virginia Tech 6, Pitt 3; 2015 (Pittsburgh, Pa.)
9 Innings	29 times; last: Virginia Tech 6, No. 2/3 FSU 3 (4/8/22)

What's a Hokie?



The answer leads all the way back to 1896 when Virginia Agricultural and Mechanical College changed its name to Virginia Polytechnic Institute. With the change came the necessity for writing a new cheer and a contest for such a purpose was held by the student body.

Senior O.M. Stull won first prize for his "Hokie" yell which is still used today. Later, when asked if "Hokie" had any special meaning, Stull explained the word was solely the product of his imagination and was used only as an attention-getter for his yell. It soon became a nickname for all Tech teams and for those people loyal to Tech athletics.

The official university school colors - Chicago Maroon and Burnt Orange - also were introduced in 1896. The colors were chosen by a committee because they made a 'unique combination' not worn elsewhere at the time. The official definition of "Hokie" is "a loyal Virginia Tech Fan".


'19 CLASS OF ACC COACHES

- The Atlantic Coast Conference entered 2019 with five new softball head coaches from its then-12 member institutions, including Louisville's Holly Aprile, NC State's Jennifer Patrick-Swift, Pitt's Jodi Hermanek, Syracuse's Shannon Doepking and Virginia Tech's Pete D'Amour.
- Previously, Aprile was the head coach at Pitt, Patrick-Swift was the head coach at St. Francis, Hermanek was the head coach at Ohio, Doepking was the head coach at Dartmouth and D'Amour was the head coach at Kennesaw State.

Name	Team	Overall	Win. %
Pete D'Amour	Virginia Tech	104-28	.788
Jennifer Patrick-Swift	NC State	76-58	.567
Holly Aprile	Louisville	66-64-1	.508
Shannon Doepking	Syracuse	52-66	.441
Jodi Hermanek	Pitt	38-82	.317

SOFTBALL INDOOR FACILITY

- The facility, which is attached to Rector Field House (track & field) and immediately adjacent to Tech Softball Park, opened the fall of 2018 and provides the Hokies with an indoor infield for practice during inclement weather, along with four cages for hitting and pitching practice.
- The one-story building also features two coaches rooms, an equipment room, a team room, a film room, a mudroom and team facilities. The facility will be available to the program year-round and will have uses for practice, team events and gameday necessities. The new facility will encompass more than 16,000 square feet.
- The facility was designed by Cannon Designs and was built by Branch Associates of Salem, Virginia. This project was a part of a larger plan that vastly improved Rector Field House (track & field) and all of the adjacent athletics facilities. Total cost was roughly \$18 million.



D'AMOUR'S RECORD WHEN...

Total:	247-81
Conference:	95-26
Nonconference:	149-55
Home:	94-31
Away:	88-31
Neutral:	65-19
Day:	181-59
Night:	66-22
1-Run games:	42-26
2-Run games:	28-15
5+Run games:	126-24
Extra innings:	13-9
Shutouts:	87-15
Scoring 0-2 runs:	191-44
Scoring 3-5 runs:	77-28
Scoring 6-9 runs:	108-6
Scoring 10+ runs:	46-0
Opponent 0-2 runs:	183-11
Opponent 3-5 runs:	55-28
Opponent 6-9 runs:	10-32
Opponent 10+ runs:	0-9
Scored in 1st inning:	116-13
Scores first:	204-24
Opp. scores first:	40-57
After 4 leading:	192-11
After 4 trailing:	17-57
After 4 tied:	29-14
After 5 leading:	188-8
After 5 trailing:	10-58
After 5 tied:	21-11
After 6 leading:	170-6
After 6 trailing:	7-59
After 6 tied:	14-8
Hit 0 home runs:	71-49
Hit 1 home run:	62-24
Hit 2+ home runs:	103-6
Opponent 0 home runs:	177-31
Opponent 1 home run:	49-25
Opponent 2+ HRs:	24-26
Made 0 errors:	126-31
Made 1 error:	72-25
Made 2+ errors:	45-26
Opp. made 0 errors:	76-31
Opp. made 1 error:	86-24
Opp. made 2+ errors:	87-24
Out-hit opponent:	218-14
Out-hit by opponent:	17-58
Hits are tied:	11-9

GAMES SUMMARY



VT Softball Games Summary for Virginia Tech (as of Mar 09, 2023) (All games)

Score by innings	1	2	3	4	5	6	7	8	Total
Virginia Tech	16	12	30	26	28	22	8	1	143
Opponents	14	3	12	12	7	4	8	0	60

Record when ...		
Overall	17-4	After 4 leading
Conference	3-0 trailing
Non-Conference	14-4 tied
Home games	5-0	After 5 leading
Away games	4-1 trailing
Neutral site	8-3 tied
Day games	15-3	After 6 leading
Night games	2-1 trailing
vs Left starter	5-1 tied
vs Right starter	12-3	Hit 0 home runs
1-Run games	2-1	... 1 home run
2-Run games	2-0	... 2+ home runs
5+Run games	9-1	Opponent 0 home runs
Extra innings	1-0 1 home run
Shutouts	6-0 2+ HRs
Scoring 0-2 runs	0-2	Made 0 errors
..... 3-5 runs	4-1 1 error
..... 6-9 runs	9-1 2+ errors
..... 10+ runs	4-0	Opp. made 0 errors
Opponent 0-2 runs	12-0 1 error
..... 3-5 runs	5-0 2+ errors
..... 6-9 runs	0-3	Out-hit opponent
..... 10+ runs	0-1	Out-hit by opponent
Scored in 1st inning	7-0	Hits are tied
Opp. scored in 1st	4-2	
Scores first	14-1	
Opp. scores first	3-3	

Record when team scores:	0	1	2	3	4	5	6	7	8	9	10+
Runs	0	1	2	3	4	5	6	7	8	9	10+
W-L	0-0	0-0	0-2	0-0	3-1	1-0	4-0	2-0	2-0	1-1	4-0

Record when opponent scores:	0	1	2	3	4	5	6	7	8	9	10+
Runs	0	1	2	3	4	5	6	7	8	9	10+
W-L	6-0	4-0	2-0	2-0	1-0	2-0	0-1	0-0	0-2	0-0	0-1

Record when leading after:	1	2	3	4	5	6
Inn.	1	2	3	4	5	6
W-L	6-0	8-0	11-0	13-0	8-0	9-0

Record when trailing after:	1	2	3	4	5	6
Inn.	1	2	3	4	5	6
W-L	2-2	1-2	2-2	2-4	2-4	1-4

Record when tied after:	1	2	3	4	5	6
Inn.	1	2	3	4	5	6
W-L	9-2	8-2	4-2	2-0	1-0	0-0

WHERE THEY AT

- Tech has 25 players on the squad who represent 12 states
- Virginia is where the most players (12) are from on the team, making up 48 percent.
- The next most popular spot, two other states with more than one player, is North Carolina and Pennsylvania with two.



WHEN THE LONG BALL...

- If a player under Coach D'Amour hits a home run, the outcome is likely over. D'Amour is 61-22 when there is one homer and 101-7 if two or more.

STATES

Virginia (12)

#5 Jenna Pearson	#6 Addy Greene
#10 Megan Furr	#14 Emma Jackson
#15 Emma Yates	#16 Meredith Slaw
#19 Madison Hanson	#20 Trinity Martin
#21 Kelsey Brown	#22 Maija Louko
#27 Emma Lemley	#44 Rachel Castine

STATES

North Carolina (2)	
#11 Kylie Aldridge	#12 Shanah Hester
Pennsylvania (2)	
#13 Payton List	#88 Bre Peck
New Jersey (1)	
#7 Teagan Thrunk	#97 Cameron Fagan
Iowa (1)	
#17 Molly Jacobson	#90 Emma Ritter
Michigan (1)	
#24 Morgan Overaitis	#28 Grace Chavez
Illinois (1)	
#18 Lyndsey Grein	#2 Jayme Bailey
Georgia (1)	
#8 Kelsey Bennett	



TEAM/INDIVIDUAL HIGHS

Batting

At bats:	35	-	vs Oklahoma State (Feb 17, 2023 at Clearwater, FL)
Runs scored:	15	-	at Gardner-Webb (Mar 08, 2023)
Hits:	14	-	vs Oklahoma State (Feb 17, 2023 at Clearwater, FL)
RBI's:	15	-	at Gardner-Webb (Mar 08, 2023)
Doubles:	5	-	vs Abilene Christian (Feb 24, 2023 at Austin, TX)
Triples:	1	-	(5 times)
Home runs:	7	-	at Gardner-Webb (Mar 08, 2023)
Total bases:	34	-	at Gardner-Webb (Mar 08, 2023)
Walks:	7	-	vs Abilene Christian (Feb 24, 2023 at Austin, TX)
Strikeouts:	9	-	vs UCLA (Feb 18, 2023 at Clearwater, Fla.)
Sac hits:	1	-	vs Abilene Christian (Feb 24, 2023 at Austin, TX)
	1	-	vs NC State (Mar 03, 2023)
	1	-	vs NC State (Mar 05, 2023)
Sac flies:	1	-	(8 times)
Stolen bases:	3	-	vs Abilene Christian (Feb 26, 2023 at Austin, TX)
	3	-	vs Mount St. Mary's (Mar 07, 2023)
Hit by pitch:	2	-	at Gardner-Webb (Mar 08, 2023)
Caught stealing:	1	-	at UNCW (Feb 9, 2023)
	1	-	vs NEBRASKA (Feb. 17, 23 at Clearwater, Fla.)
Runners LOB:	8	-	at UNCW (Feb 10, 2023)
	8	-	vs NEBRASKA (Feb. 17, 23 at Clearwater, Fla.)
Hit into DP:	1	-	(6 times)

Fielding

Putouts:	24	-	at Texas (Feb 24, 2023)
Assists:	10	-	vs Purdue - Fort Wayne (Feb 11, 2023 at Wilmington, N.C.)
	10	-	vs Oklahoma State (Feb 17, 2023 at Clearwater, FL)
Errors:	2	-	(4 times)
DPs turned:	2	-	vs Purdue - Fort Wayne (Feb 11, 2023 at Wilmington, N.C.)

Pitching

Innings pitched:	8.0	-	at Texas (Feb 24, 2023)
Runs allowed:	10	-	vs Oklahoma State (Feb 17, 2023 at Clearwater, FL)
Earned runs:	10	-	vs Oklahoma State (Feb 17, 2023 at Clearwater, FL)
Walks allowed:	3	-	vs Oklahoma State (Feb 17, 2023 at Clearwater, FL)
	3	-	vs Mount St. Mary's (Mar 07, 2023)
Strikeouts:	17	-	vs Arizona (Feb 18, 2023 at Clearwater, Fla.)
Hits allowed:	15	-	vs Oklahoma State (Feb 17, 2023 at Clearwater, FL)
	15	-	vs UCLA (Feb 18, 2023 at Clearwater, Fla.)
Doubles allowed:	3	-	vs Oklahoma State (Feb 17, 2023 at Clearwater, FL)
	3	-	vs Arizona (Feb 18, 2023 at Clearwater, Fla.)
Triples allowed:	1	-	at UNCW (Feb 9, 2023)
Homers allowed:	3	-	vs Oklahoma State (Feb 17, 2023 at Clearwater, FL)
Wild pitches:	2	-	at Texas (Feb 24, 2023)
Hit batters:	1	-	vs East Carolina (Feb 9, 2023 at Wilmington, N.C.)
	1	-	vs NC State (Mar 04, 2023)

Batting

At bats:	4	-	(38 times)
Runs scored:	3	-	Emma Ritter vs Purdue - Fort Wayne (Feb 11, 2023 at Wilmington, N.C)
	3	-	Emma Ritter at Gardner-Webb (Mar 08, 2023)
Hits:	3	-	(7 times)
RBI's:	4	-	Addy Greene vs Purdue - Fort Wayne (Feb 11, 2023 at Wilmington, N.C)
	4	-	Teagan Thrunk vs Abilene Christian (Feb 24, 2023 at Austin, TX)
	4	-	Addy Greene vs NC State (Mar 04, 2023)
Doubles:	2	-	Morgan Overaitis at Texas (Feb 25, 2023)
Triples:	1	-	(5 times)
Home runs:	2	-	Addy Greene vs Purdue - Fort Wayne (Feb 11, 2023 at Wilmington, N.C)
	2	-	Addy Greene vs NC State (Mar 04, 2023)
Total bases:	8	-	Addy Greene vs Purdue - Fort Wayne (Feb 11, 2023 at Wilmington, N.C)
	8	-	Addy Greene vs NC State (Mar 04, 2023)
Walks:	2	-	(5 times)
Strikeouts:	3	-	Cameron Fagan at Texas (Feb 24, 2023)
Sac hits:	1	-	Kelsey Brown vs Abilene Christian (Feb 24, 2023 at Austin, TX)
	1	-	Cameron Fagan vs NC State (Mar 03, 2023)
	1	-	Cameron Fagan vs NC State (Mar 05, 2023)
Sac flies:	1	-	(8 times)
Stolen bases:	2	-	Kelsey Brown vs Mount St. Mary's (Mar 07, 2023)
Hit by pitch:	1	-	(7 times)
Caught stealing:	1	-	Bre Peck at UNCW (Feb 9, 2023)
	1	-	Teagan Thrunk vs NEBRASKA (Feb. 17, 23 at Clearwater, Fla.)
Runners LOB:	4	-	Emma Ritter at UNCW (Feb 9, 2023)

Fielding

Putouts:	17	-	Kylie Aldridge vs Arizona (Feb 18, 2023 at Clearwater, Fla.)
Assists:	4	-	(5 times)
Errors:	1	-	(12 times)

Pitching

Innings pitched:	8.0	-	Emma Lemley at Texas (Feb 24, 2023)
Runs allowed:	9	-	Lyndsey Grein vs Oklahoma State (Feb 17, 2023 at Clearwater, FL)
Earned runs:	9	-	Lyndsey Grein vs Oklahoma State (Feb 17, 2023 at Clearwater, FL)
Walks allowed:	3	-	Lyndsey Grein vs Oklahoma State (Feb 17, 2023 at Clearwater, FL)
	3	-	Lyndsey Grein vs Mount St. Mary's (Mar 07, 2023)
Strikeouts:	17	-	Emma Lemley vs Arizona (Feb 18, 2023 at Clearwater, Fla.)
Hits allowed:	11	-	Lyndsey Grein vs Oklahoma State (Feb 17, 2023 at Clearwater, FL)
	11	-	Lyndsey Grein at Texas (Feb 25, 2023)
Doubles allowed:	3	-	Emma Lemley vs Arizona (Feb 18, 2023 at Clearwater, Fla.)
Triples allowed:	1	-	Lyndsey Grein at UNCW (Feb 9, 2023)
Homers allowed:	3	-	Lyndsey Grein vs Oklahoma State (Feb 17, 2023 at Clearwater, FL)
Wild pitches:	2	-	Emma Lemley at Texas (Feb 24, 2023)
Hit batters:	1	-	Emma Lemley vs East Carolina (Feb 9, 2023 at Wilmington, N.C.)
	1	-	Lyndsey Grein vs NC State (Mar 04, 2023)

OPPONENT TEAM/INDIVIDUAL HIGHS

Batting

At bats:	33	-	vs UCLA (Feb 18, 2023 at Clearwater, Fla.)
	33	-	at Texas (Feb 24, 2023)
Runs scored:	10	-	vs Oklahoma State (Feb 17, 2023 at Clearwater, FL)
Hits:	15	-	vs Oklahoma State (Feb 17, 2023 at Clearwater, FL)
	15	-	vs UCLA (Feb 18, 2023 at Clearwater, Fla.)
RBI's:	10	-	vs Oklahoma State (Feb 17, 2023 at Clearwater, FL)
Doubles:	3	-	vs Oklahoma State (Feb 17, 2023 at Clearwater, FL)
	3	-	vs Arizona (Feb 18, 2023 at Clearwater, Fla.)
Triples:	1	-	at UNCW (Feb 9, 2023)
Home runs:	3	-	vs Oklahoma State (Feb 17, 2023 at Clearwater, FL)
Total bases:	27	-	vs Oklahoma State (Feb 17, 2023 at Clearwater, FL)
Walks:	3	-	vs Oklahoma State (Feb 17, 2023 at Clearwater, FL)
	3	-	vs Mount St. Mary's (Mar 07, 2023)
Strikeouts:	17	-	vs Arizona (Feb 18, 2023 at Clearwater, Fla.)
Sac hits:	2	-	vs East Carolina (Feb 10, 2023 at Wilmington, N.C.)
Sac flies:	1	-	(4 times)
Stolen bases:	2	-	vs UCLA (Feb 18, 2023 at Clearwater, Fla.)
	2	-	vs South Florida (Feb 19, 2023 at Clearwater, Fla.)
Hit by pitch:	1	-	vs East Carolina (Feb 9, 2023 at Wilmington, N.C.)
	1	-	vs NC State (Mar 04, 2023)
Caught stealing:	1	-	at Texas (Feb 25, 2023)
	1	-	vs NC State (Mar 05, 2023)
	1	-	vs Mount St. Mary's (Mar 07, 2023)
Runners LOB:	8	-	vs UCLA (Feb 18, 2023 at Clearwater, Fla.)
Hit into DP:	2	-	vs Purdue - Fort Wayne (Feb 11, 2023 at Wilmington, N.C.)

Fielding

Putouts:	24	-	at Texas (Feb 24, 2023)
Assists:	13	-	at Texas (Feb 25, 2023)
Errors:	3	-	vs UCLA (Feb 18, 2023 at Clearwater, Fla.)
	3	-	vs NC State (Mar 03, 2023)
Passed balls:	1	-	vs NC State (Mar 03, 2023)
	1	-	at Gardner-Webb (Mar 08, 2023)
DPs turned:	1	-	(6 times)

Pitching

Innings pitched:	8.0	-	at Texas (Feb 24, 2023)
Runs allowed:	15	-	at Gardner-Webb (Mar 08, 2023)
Earned runs:	15	-	at Gardner-Webb (Mar 08, 2023)
Walks allowed:	7	-	vs Abilene Christian (Feb 24, 2023 at Austin, TX)
Strikeouts:	9	-	vs UCLA (Feb 18, 2023 at Clearwater, Fla.)
Hits allowed:	14	-	vs Oklahoma State (Feb 17, 2023 at Clearwater, FL)
Doubles allowed:	5	-	vs Abilene Christian (Feb 24, 2023 at Austin, TX)
Triples allowed:	1	-	(5 times)
Homers allowed:	7	-	at Gardner-Webb (Mar 08, 2023)
Wild pitches:	1	-	(5 times)
Hit batters:	2	-	at Gardner-Webb (Mar 08, 2023)

Batting

At bats:	4	-	(24 times)
Runs scored:	3	-	C. Factor vs Oklahoma State (Feb 17, 2023 at Clearwater, FL)
Hits:	3	-	(5 times)
RBI's:	5	-	V.Martinez at Texas (Feb 25, 2023)
Doubles:	1	-	(14 times)
Triples:	1	-	Gamache,J at UNCW (Feb 9, 2023)
Home runs:	2	-	K. Naomi vs Oklahoma State (Feb 17, 2023 at Clearwater, FL)
Total bases:	8	-	K. Naomi vs Oklahoma State (Feb 17, 2023 at Clearwater, FL)
Walks:	2	-	Wilcox vs Mount St. Mary's (Mar 07, 2023)
Strikeouts:	3	-	(6 times)
Sac hits:	1	-	(4 times)
Sac flies:	1	-	(4 times)
Stolen bases:	1	-	(7 times)
Hit by pitch:	1	-	Edwards vs East Carolina (Feb 9, 2023 at Wilmington, N.C.)
	1	-	E. Goins vs NC State (Mar 04, 2023)
Caught stealing:	1	-	Scott at Texas (Feb 25, 2023)
	1	-	R. Murray vs NC State (Mar 05, 2023)
	1	-	Perry vs Mount St. Mary's (Mar 07, 2023)
Runners LOB:	3	-	(4 times)

Fielding

Putouts:	10	-	Gamache,J at UNCW (Feb 10, 2023)
	10	-	Felder vs NEBRASKA (Feb. 17, 23 at Clearwater, Fla.)
	10	-	Goode at Texas (Feb 24, 2023)
Assists:	6	-	Caneda vs NEBRASKA (Feb. 17, 23 at Clearwater, Fla.)
Errors:	1	-	(29 times)
Passed balls:	1	-	A. Hasler vs NC State (Mar 03, 2023)
	1	-	DREHER T. at Gardner-Webb (Mar 08, 2023)

Pitching

Innings pitched:	7.0	-	Hatch vs East Carolina (Feb 10, 2023 at Wilmington, N.C.)
	7.0	-	Netz vs Arizona (Feb 18, 2023 at Clearwater, Fla.)
	7.0	-	Morgan at Texas (Feb 25, 2023)
Runs allowed:	11	-	White, R. vs Abilene Christian (Feb 24, 2023 at Austin, TX)
Earned runs:	10	-	White, R. vs Abilene Christian (Feb 24, 2023 at Austin, TX)
Walks allowed:	7	-	White, R. vs Abilene Christian (Feb 24, 2023 at Austin, TX)
Strikeouts:	6	-	Netz vs Arizona (Feb 18, 2023 at Clearwater, Fla.)
Hits allowed:	10	-	L. Kilfoyl vs Oklahoma State (Feb 17, 2023 at Clearwater, FL)
	10	-	White, R. vs Abilene Christian (Feb 24, 2023 at Austin, TX)
Doubles allowed:	5	-	White, R. vs Abilene Christian (Feb 24, 2023 at Austin, TX)
Triples allowed:	1	-	(5 times)
Homers allowed:	3	-	(5 times)
Wild pitches:	1	-	(5 times)
Hit batters:	1	-	(7 times)



TEAM GAME-BY-GAME BATTING

Date	Opponent	ab	r	h	rbi	2b	3b	hr	tb	bb	ibb	sb	cs	hbp	sac	sf	gdp	k	po	a	e	lob	avg
Feb 9	vs East Carolina	23	8	11	8	2	0	1	16	2	0	1	0	1	0	1	0	1	15	4	0	7	.478
Feb 9	at UNCW	29	5	9	4	3	0	2	18	3	0	2	1	0	0	0	0	5	21	6	0	6	.385
Feb 10	at UNCW	32	6	10	6	3	0	2	19	2	0	1	0	1	0	0	0	2	21	4	0	8	.357
Feb 10	vs East Carolina	26	4	7	2	0	1	0	9	4	0	0	0	0	0	1	0	2	21	8	2	6	.336
Feb 11	vs Purdue - Fort Wayne	23	9	9	9	1	1	3	21	4	0	1	0	0	0	0	0	2	15	10	1	3	.346
Feb 17	vs Oklahoma State	35	9	14	9	2	0	5	31	1	0	0	0	0	0	0	0	3	19	10	0	6	.357
Feb. 17	vs NEBRASKA	32	6	10	4	1	0	3	20	3	0	0	1	0	0	0	0	1	21	8	0	8	.350
Feb 18	vs UCLA	27	4	5	4	1	0	1	9	1	0	0	0	1	0	1	1	9	18	8	1	5	.330
Feb 18	vs Arizona	25	2	3	1	0	0	1	6	1	0	0	0	0	0	0	0	6	21	1	0	3	.310
Feb 19	vs South Florida	24	4	7	4	0	0	0	7	3	0	2	0	0	0	1	0	3	21	1	0	6	.308
Feb 24	vs Abilene Christian	24	11	10	11	5	0	1	18	7	0	1	0	0	1	1	0	2	15	5	0	7	.317
Feb 24	at Texas	32	6	7	6	0	0	3	16	0	0	2	0	0	0	0	0	5	24	9	2	3	.307
Feb 25	vs Texas Southern	21	8	9	8	0	1	3	20	1	0	1	0	0	0	0	0	1	15	9	0	2	.314
Feb 25	at Texas	27	2	7	2	2	0	1	12	1	0	0	0	1	0	0	0	1	18	5	1	6	.311
Feb 26	vs Abilene Christian	22	4	4	3	0	0	1	7	5	0	3	0	1	0	1	0	1	21	1	0	7	.303
*Mar 03	NC STATE	26	7	9	4	0	1	0	11	2	0	0	0	0	1	1	0	1	21	2	0	5	.306
*Mar 04	NC STATE	27	7	8	7	0	0	4	20	2	0	1	0	0	0	0	0	4	21	6	0	4	.305
*Mar 05	NC STATE	24	10	8	10	1	0	2	15	4	0	1	0	0	1	0	0	3	18	2	0	2	.307
Mar 07	MOUNT ST. MARY'S	24	6	6	4	2	1	2	16	4	0	1	0	0	0	1	0	1	21	4	1	5	.304
Mar 07	MOUNT ST. MARY'S	26	10	10	10	2	0	3	21	2	0	3	0	0	0	0	0	3	15	1	2	4	.308
Mar 08	at Gardner-Webb	27	15	13	15	0	0	7	34	6	0	2	0	2	0	0	1	1	15	9	2	5	.317
Totals		556	143	176	131	25	5	45	346	58	0	22	2	7	3	8	2	57	397	113	12	108	.317



TEAM GAME-BY-GAME PITCHING

Date	Opponent	ip	h	r	er	bb	so	2b	3b	hr	wp	bk	hbp	dp	ibb	score	w-l	sv	era
Feb 9	vs East Carolina	5.0	4	0	0	1	7	0	0	0	0	0	1	0	0	8-0	1-0	0	0.00
Feb 9	at UNCW	7.0	4	1	1	1	9	1	1	0	0	0	0	0	0	5-1	2-0	0	0.58
Feb 10	at UNCW	7.0	1	0	0	0	9	0	0	0	0	0	0	0	0	6-0	3-0	0	0.37
Feb 10	vs East Carolina	7.0	1	2	0	2	2	0	0	0	0	0	0	0	0	4-2	4-0	0	0.27
Feb 11	vs Purdue - Fort Wayne	5.0	5	0	0	0	1	0	0	0	0	0	0	2	0	9-0	5-0	0	0.23
Feb 17	vs Oklahoma State	6.1	15	10	10	3	4	3	0	3	0	0	0	1	0	9-10	5-1	0	2.06
Feb. 17	vs NEBRASKA	7.0	10	4	4	0	5	0	0	2	0	0	0	0	0	6-4	6-1	0	2.37
Feb 18	vs UCLA	6.0	15	8	6	1	7	2	0	1	0	0	0	0	0	4-8	6-2	0	2.92
Feb 18	vs Arizona	7.0	7	6	6	2	17	3	0	2	1	0	0	0	0	2-6	6-3	0	3.30
Feb 19	vs South Florida	7.0	7	1	1	0	15	1	0	0	1	0	0	0	0	4-1	7-3	0	3.05
Feb 24	vs Abilene Christian	5.0	1	0	0	1	7	0	0	0	0	0	0	0	0	11-0	8-3	0	2.83
Feb 24	at Texas	8.0	7	5	4	1	7	1	0	2	2	0	0	0	0	6-5	9-3	0	2.90
Feb 25	vs Texas Southern	5.0	3	0	0	0	1	0	0	0	0	0	0	1	0	8-0	10-3	0	2.72
Feb 25	at Texas	6.0	11	8	6	2	4	1	0	1	1	0	0	0	0	2-8	10-4	0	3.01
Feb 26	vs Abilene Christian	7.0	2	1	1	2	15	0	0	0	0	0	0	0	0	4-1	11-4	0	2.86
*Mar 03	NC STATE	7.0	2	0	0	1	10	0	0	0	1	0	0	0	0	7-0	12-4	0	2.67
*Mar 04	NC STATE	7.0	4	3	3	1	9	0	0	1	0	0	1	1	0	7-3	13-4	0	2.69
*Mar 05	NC STATE	6.0	3	1	1	1	9	0	0	1	0	0	0	0	0	10-1	14-4	0	2.61
Mar 07	MOUNT ST. MARY'S	7.0	7	5	3	3	11	0	0	2	1	0	0	0	0	6-5	15-4	0	2.63
Mar 07	MOUNT ST. MARY'S	5.0	6	2	1	0	11	1	0	0	0	0	0	0	0	10-2	16-4	0	2.58
Mar 08	at Gardner-Webb	5.0	4	3	1	1	3	1	0	0	1	0	0	0	0	15-3	17-4	0	2.54
Totals		132.1	119	60	48	23	163	14	1	15	8	0	2	5	0	143-60	17-4	0	2.54



OPPONENT GAME-BY-GAME BATTING

Date	Opponent	ab	r	h	rbi	2b	3b	hr	tb	bb	ibb	sb	cs	hbp	sac	sf	gdp	k	po	a	e	lob	avg
Feb 9	vs East Carolina	19	0	4	0	0	0	0	4	1	0	0	0	1	0	0	0	7	12	3	1	6	.211
Feb 9	at UNCW	25	1	4	1	1	1	0	7	1	0	0	0	0	0	0	0	9	21	9	2	4	.182
Feb 10	at UNCW	22	0	1	0	0	0	0	1	0	0	0	0	0	0	0	0	9	21	8	1	1	.136
Feb 10	vs East Carolina	22	2	1	0	0	0	0	1	2	0	0	0	0	2	1	0	2	21	5	1	4	.114
Feb 11	vs Purdue - Fort Wayne	19	0	5	0	0	0	0	5	0	0	0	0	0	0	0	0	1	15	2	1	4	.140
Feb 17	vs Oklahoma State	32	10	15	10	3	0	3	27	3	0	0	0	0	1	0	0	4	21	12	2	7	.216
Feb. 17	vs NEBRASKA	30	4	10	4	0	0	2	16	0	0	0	0	0	0	1	0	5	21	10	2	6	.237
Feb 18	vs UCLA	33	8	15	8	2	0	1	20	1	0	2	0	0	0	0	0	7	21	7	3	8	.272
Feb 18	vs Arizona	29	6	7	6	3	0	2	16	2	0	0	0	0	0	0	0	17	21	8	1	4	.268
Feb 19	vs South Florida	28	1	7	1	1	0	0	8	0	0	2	0	0	0	0	0	15	18	4	1	6	.266
Feb 24	vs Abilene Christian	16	0	1	0	0	0	0	1	1	0	0	0	0	0	0	0	7	15	9	2	2	.255
Feb 24	at Texas	33	5	7	5	1	0	2	14	1	0	1	0	0	0	0	0	7	24	9	2	6	.250
Feb 25	vs Texas Southern	17	0	3	0	0	0	0	3	0	0	0	0	0	0	0	1	1	12	4	0	2	.246
Feb 25	at Texas	28	8	11	7	1	0	1	15	2	0	1	1	0	0	1	0	4	21	13	0	5	.258
Feb 26	vs Abilene Christian	22	1	2	1	0	0	0	2	2	0	0	0	0	0	1	0	15	18	4	2	3	.248
*Mar 03	NC STATE	23	0	2	0	0	0	0	2	1	0	0	0	0	0	0	0	10	18	7	3	3	.239
*Mar 04	NC STATE	24	3	4	3	0	0	1	7	1	0	0	0	1	0	0	1	9	18	4	1	2	.235
*Mar 05	NC STATE	20	1	3	1	0	0	1	6	1	0	0	1	0	0	0	0	9	17	5	0	2	.231
Mar 07	MOUNT ST. MARY'S	28	5	7	5	0	0	2	13	3	0	1	0	0	1	0	0	11	18	4	1	6	.232
Mar 07	MOUNT ST. MARY'S	22	2	6	1	1	0	0	7	0	0	0	1	0	0	0	0	11	14	4	2	5	.234
Mar 08	at Gardner-Webb	20	3	4	1	1	0	0	5	1	0	0	0	0	0	0	0	3	15	6	1	3	.232
Totals		512	60	119	54	14	1	15	180	23	0	7	3	2	4	4	2	163	382	137	29	89	.232



OPPONENT GAME-BY-GAME PITCHING

Date	Opponent	ip	h	r	er	bb	so	2b	3b	hr	wp	bk	hbp	dp	ibb	score	w-l	sv	era
Feb 9	vs East Carolina	4.0	11	8	7	2	1	2	0	1	0	0	1	0	0	0-8	0-1	0	12.25
Feb 9	at UNCW	7.0	9	5	3	3	5	3	0	2	0	0	0	0	0	1-5	0-2	0	6.36
Feb 10	at UNCW	7.0	10	6	5	2	2	3	0	2	0	0	1	0	0	0-6	0-3	0	5.83
Feb 10	vs East Carolina	7.0	7	4	2	4	2	0	1	0	0	0	0	1	0	2-4	0-4	0	4.76
Feb 11	vs Purdue - Fort Wayne	5.0	9	9	9	4	2	1	1	3	0	0	0	1	0	0-9	0-5	0	6.07
Feb 17	vs Oklahoma State	7.0	14	9	9	1	3	2	0	5	0	0	0	1	0	10-9	1-5	0	6.62
Feb. 17	vs NEBRASKA	7.0	10	6	4	3	1	1	0	3	0	0	0	0	0	4-6	1-6	0	6.20
Feb 18	vs UCLA	7.0	5	4	2	1	9	1	0	1	1	0	1	1	0	8-4	2-6	0	5.63
Feb 18	vs Arizona	7.0	3	2	1	1	6	0	0	1	0	0	0	0	0	6-2	3-6	0	5.07
Feb 19	vs South Florida	6.0	7	4	3	3	3	0	0	0	0	0	0	0	0	1-4	3-7	0	4.92
Feb 24	vs Abilene Christian	5.0	10	11	10	7	2	5	0	1	1	0	0	0	0	0-11	3-8	0	5.58
Feb 24	at Texas	8.0	7	6	3	0	5	0	0	3	0	0	0	1	0	5-6	3-9	0	5.27
Feb 25	vs Texas Southern	4.0	9	8	8	1	1	0	1	3	0	0	0	0	0	0-8	3-10	0	5.70
Feb 25	at Texas	7.0	7	2	2	1	1	2	0	1	0	0	1	0	0	8-2	4-10	0	5.41
Feb 26	vs Abilene Christian	6.0	4	4	3	5	1	0	0	1	1	0	1	0	0	1-4	4-11	0	5.29
*Mar 03	NC State	6.0	9	7	5	2	1	0	1	0	0	0	0	0	0	0-7	4-12	0	5.32
*Mar 04	NC State	6.0	8	7	7	2	4	0	0	4	0	0	0	0	0	3-7	4-13	0	5.48
*Mar 05	NC State	5.2	8	10	10	4	3	1	0	2	1	0	0	0	0	1-10	4-14	0	5.83
Mar 07	Mount St. Mary's	6.0	6	6	4	4	1	2	1	2	1	0	0	0	0	5-6	4-15	0	5.77
Mar 07	Mount St. Mary's	4.2	10	10	4	2	3	2	0	3	0	0	0	0	0	2-10	4-16	0	5.78
Mar 08	at Gardner-Webb	5.0	13	15	15	6	1	0	0	7	0	0	2	1	0	3-15	4-17	0	6.38
Totals		127.1	176	143	116	58	57	25	5	45	5	0	7	6	0	60-143	4-17	0	6.38



GAME-BY-GAME LEADERS

Opponent	Date	Hits	Runs	BB	RBI	HR	SB	Ks	IP
East Carolina	2/9/23	3- Thrunck	2 - (2 players)	1 - (2 players)	3 - Peck	1 - Peck	1 - Thrunck	7 - Lemley	5.0 - Lemley
UNCW	2/9/23	2 - (2 players)	1 - (5 players)	2 - Aldridge	2 - (2 players)	1 - (2 players)	1 - (2 players)	9 - Grein	7.0 - Grein
UNCW	2/10/23	2 - (4 players)	2 - (2 players)	1 - (2 players)	3 - Bailey	1 - (2 players)	1 - Bailey	9 - Lemley	7.0 - Lemley
East Carolina	2/10/23	2 - Bailey	1 - (4 players)	2 - Aldridge	1 - (2 players)	None	None	2 - Grein	7.0 - Grein
Purdue Fort Wayne	2/11/23	3 - (2 players)	3 - Ritter	1 - (2 players)	4 - Greene	2 - Greene	1 - Ritter	1 - Peck	3.0 - Peck
No. 5 Oklahoma State	2/17/23	3 - (players)	2 - Greene	1 - Aldridge	3 - Bailey	1 - 5 players	None	3 - Grein	4.0 - Grein
RV Nebraska	2/17/23	3 - Fagan	2 - Fagan	1 - (3 players)	1 - (4 players)	1 - (3 players)	None	5 - Lemley	7.0 - Lemley
No. 2 UCLA	2/18/23	1 - (5 players)	1 - (4 players)	1 - Fagan	2 - Bailey	1 - Bailey	None	6 - Grein	5.1 - Grein
No. 10 Arizona	2/18/23	1 - (4 players)	1 - (2 players)	1 - Peck	1 - Overaitis	1 - Overaitis	None	17 - Lemley	7.0 - Lemley
USF	2/19/23	2 - Fagan	1 - (4 players)	1 - (3 players)	1 - 4 players	None	1 - (2 players)	15 - Lemley	7.0 - Lemley
Abilene Christian	2/24/23	2 - Thrunck	2 - (3 players)	1 - (7 players)	4 - Thrunck	1 - Thrunck	1 - Ritter	7 - Grein	5.0 - Grein
No. 9 Texas	2/24/23	1 - (7 players)	1 - (6 players)	None	2 - (2 players)	1 - (3 players)	1 - (2 players)	7 - Lemley	8.0 - Lemley
Texas Southern	2/25/23	2 - (2 players)	2 - (2 players)	1 - Fagan	3 - Jackson	1 - (3 players)	1 - Brown	1 - Jacobson	5.0 - Jacobson
No. 9 Texas	2/25/23	2 - (3 players)	1 - (2 players)	1 - Jackson	1 - (2 players)	1 - Bennett	None	4 - Grein	6.0 - Grein
Abilene Christian	2/26/23	2 - Greene	2 - Thrunck	2 - Overaitis	2 - Greene	1 - Greene	1 - (3 players)	15 - Lemley	7.0 - Lemley
NC State	3/3/23	2 - Bailey	2 - (2 players)	1 - (2 players)	2 - Bennett	None	None	10 - Lemley	7.0 - Lemley
NC State	3/4/23	2 - (2 players)	2 - (2 players)	1 - (2 players)	4 - Greene	2 - Greene	1 - Brown	5 - Lemley	4.0 - Grein
NC State	3/5/23	3 - Ritter	2 - (2 players)	1 - (4 players)	3 - Fagan	1 - (2 players)	1 - Ritter	9 - Lemley	6.0 - Lemley
Mount St. Mary's	3/7/23	2 - Hanson	2 - Greene	2 - Greene	3 - Hanson	1 - (2 players)	1 - Ritter	11 - Grein	7.0 - Lemley
Mount St. Mary's	3/7/23	2 - (3 players)	2 - (3 players)	1 - (2 players)	3 - Bailey	1 - (3 players)	2 - Brown	7 - Jacobson	3.0 - Jacobson
Gardner-Webb	3/8/23	2 - (3 players)	3 - Ritter	1 - (6 players)	3 - RBI	1 - (7 players)	1 - (2 players)	2 - Jacobson	3.0 - Grein



GAME-BY-GAME STARTERS

Opponent	Date	P	C	1B	2B	3B	SS	LF	CF	RF	DP
East Carolina	2/9/23	Lemley	Bennett	Bailey	Fagan	Peck	Thrunk	Brown	Ritter	Overaitis	Slaw
UNCW	2/9/23	Grein	Aldridge	Bailey	Fagan	Peck	Castine	Brown	Ritter	Greene	Chavez
UNCW	2/10/23	Lemley	Aldridge	Bailey	Fagan	Bennett	Thrunk	Ritter	Peck	Overaitis	Slaw
East Carolina	2/10/23	Grein	Aldridge	Bailey	Fagan	Castine	Thrunk	Ritter	Peck	Overaitis	Greene
Purdue Fort Wayne	2/11/23	Peck	Aldridge	Bailey	Fagan	Greene	Thrunk	Brown	Ritter	Overaitis	Slaw
No. 5 Oklahoma State	2/17/23	Grein	Aldridge	Bailey	Fagan	Bennett	Thrunk	Ritter	Peck	Greene	Slaw
RV Nebraska	2/17/23	Lemley	Aldridge	Bailey	Fagan	Bennett	Thrunk	Ritter	Peck	Greene	Hanson
No. 2 UCLA	2/18/23	Peck	Aldridge	Bailey	Fagan	Bennett	Thrunk	Brown	Ritter	Greene	Hanson
No. 10 Arizona	2/18/23	Lemley	Aldridge	Bailey	Fagan	Bennett	Thrunk	Ritter	Peck	Greene	Hanson
USF	2/19/23	Lemley	Castine	Bailey	Fagan	Bennett	Thrunk	Ritter	Peck	Greene	Hanson
Abilene Christian	2/24/23	Grein	Aldridge	Bailey	Fagan	Bennett	Thrunk	Ritter	Peck	Greene	Overaitis
No. 9 Texas	2/24/23	Lemley	Aldridge	Bailey	Fagan	Bennett	Thrunk	Ritter	Peck	Greene	Jackson
Texas Southern	2/25/23	Jacobson	Aldridge	Bailey	Fagan	Bennett	Thrunk	Brown	Ritter	Greene	Jackson
No. 9 Texas	2/25/23	Grein	Aldridge	Bailey	Fagan	Bennett	Thrunk	Greene	Ritter	Overaitis	Jackson
Abilene Christian	2/25/23	Lemley	Castine	Bailey	Fagan	Bennett	Thrunk	Greene	Ritter	Overaitis	Jackson
NC State	3/3/23	Lemley	Castine	Bailey	Fagan	Bennett	Thrunk	Ritter	Peck	Greene	Jackson
NC State	3/4/23	Grein	Castine	Bailey	Fagan	Bennett	Thrunk	Ritter	Peck	Greene	Jackson
NC State	3/5/23	Lemley	Castine	Bailey	Fagan	Bennett	Thrunk	Ritter	Peck	Greene	Hanson
Mount St. Mary's	3/7/23	Grein	Aldridge	Bailey	Fagan	Bennett	Thrunk	Ritter	Peck	Greene	Hanson
Mount St. Mary's	3/7/23	Jacobson	Aldridge	Bailey	Fagan	Greene	Castine	Thrunk	Jackson	Brown	Overaitis
Gardner-Webb	3/8/23	Grein	Aldridge	Bailey	Fagan	Bennett	Thrunk	Jackson	Ritter	Greene	Hanson





Pete D'AMOUR (Duh-more)

- Fifth season at Virginia Tech
- 2019 & 2022 ACC Coach of the Year
- 7th as a head coach in Division I
- Led Kennesaw State to its first NCAA Regional appearance
- Went to five super regionals and three Women's CWS at Missouri

The D'Amour File

PERSONAL

BORN: Jan. 7, 1980
HOMETOWN: Monrovia, Maryland
FAMILY: Wife, Anna. Son, Reaux
COACHING RECORD AT VIRGINIA TECH: 151-40 (5th year)
CAREER HEAD COACHING RECORD: 230-77 (.749)

EDUCATION

Missouri - Bachelor's Degree in General Studies
 Missouri - Master's Degree in Sports Psychology
JOINED TECH STAFF: May 31, 2018
YEARS OF COLLEGIATE HEAD COACHING: 6
YEARS OF COLLEGIATE COACHING: 15

COACHING HISTORY

2019- Virginia Tech (Head Coach)
 2017-18 Kennesaw State (Head Coach)
 2015-16 Missouri (Associate Head Coach)
 2009-14 Missouri (Assistant Coach)
 2007-08 Missouri (Volunteer Assistant Coach)

PLAYING HISTORY

Played SS and P in men's fastpitch for seven seasons
 MVP of the 2007 NSA World Series
 Played baseball at Texas A&M-Corpus Christi & Frostburg State

POSTSEASON EXPERIENCE

VT 2019 (Regional - Lexington, Ky.)
 2021 (Supers - Los Angeles, Calif.)
 2022 (Supers - Blacksburg, Va.)

KSU 2018 (Regional - Tallahassee, Fla.)
 2017 (NISC Semifinals - Lynchburg, Tenn.)

Missouri 2016 (Supers - Ann Arbor, Mich.)
 2015 (Supers - Los Angeles, Calif.)
 2014 (Regional - Columbia, Mo.)
 2013 (Supers - Columbia, Mo.)
 2012 (Supers - Columbia, Mo.)
 2011 (WCWS - Oklahoma City, Okla.)
 2010 (WCWS - Oklahoma City, Okla.)
 2009 (WCWS - Oklahoma City, Okla.)

D'Amour and his staff were recognized with the NFCA Mid-Atlantic Staff of the Year after yet another historic season in 2022. The staff also earned the award following the 2019 and 2021 seasons.

The Hokies advanced to the Super Regionals for the second straight season and hosted a Regional and a Super Regional for the first time in school history in D'Amour's fourth season at the helm. Tech also earned its second ACC Regular Season Title in four seasons, posting a 21-2 record in conference play, the best winning percentage in school history.

Virginia Tech had a conference-high 11 members on the All-ACC teams, including D'Amour being named Coach of the Year, Keely Rochard named Pitcher of the Year and Emma Lemley named Freshman of the Year. Rochard was also tabbed a Top-10 Finalist for USA Softball Player of the Year, while Lemley was a Top-3 Finalist for Schutt Sports/NFCA Freshman of the Year.

Under D'Amour, Rochard was named a First Team All-American for the second straight season and Emma Ritter earned a spot on the Third Team, marking the first time two Hokies have been honored as All-Americans in the same season. Tech finished the year with a 46-10 overall record, including 14 wins over Top-25 ranked opponents. D'Amour also notched his 200th career win in 2022.

D'Amour led the Hokies to their second ever appearance in the NCAA Super Regionals during the 2021 campaign, doing so in just his second full season. Selected for the NCAA Tournament in both full seasons as head coach, D'Amour's Hokies were the No. 2 seed at the 2021 Tempe Regional with national No. 15 seed Arizona State as the group's favorite. Tech emerged from the four-team regional undefeated under D'Amour's guidance, the first time in school history that the Hokies swept an NCAA Regional.

2021 was not just a historic year for the Hokies, but for D'Amour as well as he became the fastest head coach in program history to reach 100 wins, doing so in just 127 games. Under D'Amour's tutelage, pitcher Keely Rochard became Tech's third NFCA All-American ever and just the second to earn first-team honors. D'Amour and his wife Anna also welcomed their first son, Reaux, to the world prior to the NCAA Tournament.

In his second season leading the Hokies, Coach Pete D'Amour led the team to a 21-4 record and was in first place in the ACC when the season ended. He helped guide the team to an impressive 3-2 record at the St. Pete/Clearwater Elite Invitational against five top-25 opponents, including wins over #14 Minnesota and #17 South Carolina. D'Amour guided the progression of pitcher Keely Rochard, who was one of the nation's top pitchers in 2020, and also helped the Hokies' offense to the highest scoring in the ACC.

Guiding Virginia Tech to one of the biggest turnarounds in NCAA softball history, Pete D'Amour led the Hokies in his first year to a 24-game win improvement in 2019 after posting a 47-11 record, including a 20-4 mark in ACC play.

The 47 wins were the fourth most in school history while the 20 ACC wins were the most in program history. On Tech's way to 20 league wins, it earned an ACC regular-season title and a Coastal Division crown after being picked 10th in the ACC preseason poll. By doing so, it also earned the Hokies their first trip to the NCAA Tournament since 2015, winning two games at the Lexington Regional to pick up their first NCAA win since 2014.

No stranger to success, D'Amour, out of the new 11 Power Five head coaches in 2019, picked up the most wins of the group. The 2019 ACC Coach of the Year earned the nod to mark just Tech's second time winning it, while a school-record five Hokies made an All-ACC first team. Under D'Amour's direction, pitcher Carrie Eberle was named ACC Pitcher of the Year and third baseman Kelsey Bennett was tabbed Freshman of the Year.

He also tutored two Softball America All-Americans in outfielders Emma Strouth and Darby Trull, who both hit over .400 and tallied 60-plus putouts, as well as a school-record seven NFCA All-Region (Mid-Atlantic) selections and a school-record eight VaSID all-stars. D'Amour also was tabbed VaSID Coach of the Year.

Under his watch, Tech became ranked during the season, something that hadn't been done since 2015, and got up to as high as No. 19 in the ESPN.com/USA Softball poll and No. 22 in the USA Today/NFCA poll. The Hokies were ranked for 11 consecutive weeks in the ESPN.com/USA Softball poll, breaking the program record set in 2007 of 10 weeks.

Tech took big strides at the plate in '19, resetting over 20 individual and team school records, including batting average (.334) and home runs (97), just to name a few. The Hokies led the ACC in batting average and home runs per game (1.67), while also getting it done in the circle with shutouts (22). D'Amour had the Hokies ready to play against in-state rival Virginia in the Commonwealth Clash presented by Virginia529, sweeping the Cavaliers 3-0 and not allowing a runner to touch third base or home plate in the series, a first in program history, for three shutout wins.

D'Amour joined the Hokies after two seasons as the head coach at Kennesaw State, where he led the Owls to a 79-37 record and two postseason appearances. Before taking over the Kennesaw State program in 2017, he earned a reputation as one of the nation's premier recruiters during his 10-year tenure as assistant coach at the University of Missouri, a perennial NCAA tournament participant.

RECORD vs. OPPONENTS

Akron	2-0
Akron	1-0
Alabama	0-2
Arizona	0-1
Arizona State	1-0
Army	1-0
Auburn	0-3
Austin Peay	0-1
Belmont	3-0
Bethune-Cookman	1-0
Binghamton	2-0
Boston College	6-0
Bradley	1-0
Brigham Young	2-0
Bucknell	2-0
Campbell	1-0
Central Michigan	1-0
Charleston Southern	2-0
Charlotte	2-1
Clemson	5-3
Coastal Carolina	1-0
College of Charleston	2-0
Dartmouth	3-0
DePaul	0-2
Detroit Mercy	3-0
Duke	6-1
East Carolina	3-0
East Tennessee State	3-0
Eastern Illinois	1-1
Evansville	2-0
Florida	1-2
Florida A&M	1-0
Florida Gulf Coast	4-3
Florida State	4-2
Fort Wayne	2-0
Gardner-Webb	1-0
George Mason	1-0
George Washington	1-0
Georgia	1-2
Georgia State	7-1
Georgia Tech	3-3
Hofstra	0-1
Illinois	3-1
Iowa	1-1
IUPUI	1-0
Jacksonville	6-2
Jacksonville State	1-2
JMU	1-1
Kennesaw State	3-0
Kentucky	3-3
Lamar	0-1
Liberty	3-3
Lipscomb	6-0
LIU Brooklyn	1-0
Longwood	6-0
Louisville	8-2
Marist	2-0
Miami (OH)	2-0
Michigan State	3-0
Middle Tennessee	1-0
Minnesota	1-0
Missouri	1-1
Morehead State	2-1
Mount St. Mary's	2-0
Nebraska	1-0
NC State	10-3
North Carolina	4-2
North Carolina A&T	1-0
North Florida	0-1
Northwestern	2-0
Notre Dame	1-4
Ohio State	1-0
Oklahoma State	0-2
Omaha-Nebraska	1-0
Niagara	1-0
North Florida	5-2
Northern Iowa	0-1
Pitt	8-1
Purdue	4-0
Purdue Fort Wayne	1-0
Quinnipiac	0-1
Radford	6-1
Rutgers	0-2
Saint Francis (Pa)	1-0
Samford	1-0
South Carolina	2-0
South Carolina State	1-0
Southeast Missouri State	1-0
St. Louis	1-0
Stetson	5-1
Stony Brook	1-0
Syracuse	8-0
Tennessee	1-0
Tennessee Tech	1-0
Texas	1-1
Texas Southern	1-1
Texas State	1-1
UAB	5-0
UConn	2-0
UCF	2-1
UCLA	1-3
UNC Greensboro	0-1
UNCW	2-0
USC Upstate	5-3
USF	0-1
Virginia	10-1
Weber State	1-0
Wichita State	1-0
Wisconsin	1-0
WKU	1-0
USF	1-0





JAYME BAILEY (JAY-me)

Senior | 5-5
U | R/R

Hurricane HS
Scott Depot, W.Va.

Major: Public Relations

2

- 2021 NFCA All Mid-Atlantic First Team
- 2021 Second-Team All-ACC
- 2021 VaSID First Team All-State
- 2x Preseason All-ACC
- 2020 VaSID First-Team All-State
- 2019 VaSID Second-Team All-State
- JWOS All-Freshman Team
- Second-Team NFCA All-Region (Mid-Atlantic)
- Schutt Sports/NFCA National Freshman of the Year Top 25
- 2019 First Team All-ACC
- ACC All-Freshmen Team
- 2018-19 ACC Academic Honor Roll

CAREER HIGHS

Hits 3, 5x, last vs. Purdue Fort Wayne (2/11/23)
 Runs 4 at NC State (3/14/21)
 RBIs 4, 3x, last vs. Clemson (3/4/22)
 HRs 2 at Virginia (3/6/20)
 Walks 2, 4x, last vs. Virginia [1] (4/12/19)
 Stolen Bases 1, 12x, last vs. Mount St. Mary's (3/7/23)
 Hitting Streak 11 games (3/10/19 - 3/27/19)

2023 GAME-BY-GAME STATS

Date	Opponent	Pos	AB	R	H	RBI	2B	3B	HR	BB	SB	CS	HBP	SAC	SF	GDP	K	PO	A	E	Avg
Feb 9	vs East Carolina	*1b	2	1	2	0	1	0	0	0	0	0	0	0	0	0	0	4	0	0	1.000
Feb 9	at UNCW	*1b	3	0	1	0	0	0	0	0	0	0	0	0	0	0	0	6	0	0	.600
Feb 10	at UNCW	*1b	3	1	2	3	0	0	1	0	1	0	0	0	0	0	0	6	0	0	.825
Feb 10	vs East Carolina	*1b	3	0	2	0	0	0	0	0	0	0	0	0	0	0	0	7	1	0	.625
Feb 11	vs Purdue - Fort Wayn	*1b	3	1	3	2	0	1	0	0	0	0	0	0	0	0	0	8	1	0	.714
Feb 17	vs Oklahoma State	*1b	4	1	1	3	0	0	1	0	0	0	0	0	0	0	1	10	0	0	.611
Feb 17	vs NEBRASKA	*1b	3	0	1	1	0	0	1	0	0	0	0	0	0	0	0	8	0	0	.571
Feb 18	vs UCLA	*1b	3	1	1	2	0	0	1	0	0	0	0	0	0	0	0	7	0	0	.542
Feb 18	vs Arizona	*1b	3	1	1	0	0	0	0	0	0	0	0	0	0	0	0	1	0	0	.519
Feb 19	vs South Florida	*1b	2	1	0	0	0	0	0	1	0	0	0	0	0	0	0	0	1	0	.483
Feb 24	vs Abilene Christian	*1b	3	1	1	0	0	0	0	0	0	0	0	0	0	0	0	3	0	0	.469
Feb 24	at Texas	*1b	4	0	1	0	0	0	0	0	0	0	0	0	0	0	0	10	0	0	.444
Feb 25	vs Texas Southern	*1b	3	1	1	1	0	0	0	0	0	0	0	0	0	0	0	8	0	0	.436
Feb 25	at Texas	*1b	3	0	0	0	0	0	0	0	0	0	0	0	0	0	0	7	0	0	.405
Feb 26	vs Abilene Christian	*1b	2	0	0	1	0	0	0	0	0	0	0	0	0	0	1	0	0	0	.386
Mar 03	NC STATE	*1b	4	2	2	0	0	0	0	0	0	0	0	0	0	0	0	2	0	0	.396
Mar 04	NC STATE	*1b	2	0	0	0	0	0	1	0	0	0	0	0	0	0	0	5	0	0	.380
Mar 05	NC STATE	*1b	2	2	1	2	0	0	1	1	0	0	0	0	0	0	0	1	0	0	.385
Mar 07	MOUNT ST. MARY'S-1	*1b	3	0	0	0	0	0	0	0	0	0	0	0	0	0	0	3	0	0	.364
Mar 07	MOUNT ST. MARY'S-2	*1b	3	2	2	3	0	0	1	0	1	0	0	0	0	0	1	0	0	0	.379
Mar 08	at Gardner-Webb	*1b	2	1	1	2	0	0	1	0	0	0	0	0	0	0	0	0	5	0	.353
Totals		21gs	60	16	23	20	1	1	6	4	3	0	2	0	1	0	3	104	2	0	.383

On base pct. .433 • Slugging pct. .733



JENNA PEARSON

Redshirt Sophomore | 5-8
U | R/R

North Stafford HS
North Stafford, Va.

Major: Computer Science

5

CAREER HIGHS

Hits
 Runs 1, 5x, last at Gardner-Webb (3/8/23)
 RBIs
 HRs
 Walks
 Stolen Bases
 Hitting Streak

2023 GAME-BY-GAME STATS

Date	Opponent	Pos	AB	R	H	RBI	2B	3B	HR	BB	SB	CS	HBP	SAC	SF	GDP	K	PO	A	E	Avg
Feb 10	at UNCW	pr	0	0	0	0	0	0	0	0	0	0	0	0	0	0	0	0	0	0	.000
Feb 18	vs Arizona	pr	0	0	0	0	0	0	0	0	0	0	0	0	0	0	0	0	0	0	.000
Feb 25	vs Texas Southern	pr/cf	0	0	0	0	0	0	0	0	0	0	0	0	0	0	0	0	0	0	.000
Feb 26	vs Abilene Christian	pr	0	0	0	0	0	0	0	0	0	0	0	0	0	0	0	0	0	0	.000
Mar 03	NC STATE	pr	0	0	0	0	0	0	0	0	0	0	0	0	0	0	0	0	0	0	.000
Mar 04	NC STATE	pr	0	0	0	0	0	0	0	0	0	0	0	0	0	0	0	0	0	0	.000
Mar 05	NC STATE	pr	0	1	0	0	0	0	0	0	0	0	0	0	0	0	0	0	0	0	.000
Mar 07	MOUNT ST. MARY'S-2	pr	0	1	0	0	0	0	0	0	0	0	0	0	0	0	0	0	0	0	.000
Mar 08	at Gardner-Webb	pr/cf	1	1	0	0	0	0	0	0	0	0	0	0	0	0	0	0	0	0	.000
Totals		Ogs	1	3	0	0	0	0	0	0	0	0	0	0	0	0	0	0	0	0	.000

On base pct. .000 • Slugging pct. .000





ADDY GREENE

Junior | 5-9
IF | L/R

Nansemond-Suffolk Academy
Suffolk, Va.

Major: Human Nutrition, Foods and
Exercise

6

CAREER HIGHS

Hits 3, 3x, last vs. Oklahoma State (2/17/23)
Runs 3 at Pitt (3/25/22)
RBIs 4, 3x, last vs. NC State (3/4/23)
HRs 2, 2x, last vs. NC State (3/4/23)
Walks 2, 3x, last vs. Mount St. Mary's (3/7/23)
Stolen Bases 1, 6x, last vs. East Tennessee State (3/9/22)
Hitting Streak 7 games (2/26/23 - 3/8/23)

2023 GAME-BY-GAME STATS

Date	Opponent	Pos	AB	R	H	RBI	2B	3B	HR	BB	SB	CS	HBP	SAC	SF	GDP	K	PO	A	E	Avg
Feb 9	vs East Carolina	2b	0	0	0	0	0	0	0	0	0	0	0	0	0	0	0	0	0	0	.000
Feb 9	at UNCW	*of	3	0	0	0	0	0	0	0	0	0	0	0	0	0	2	0	0	0	.000
Feb 10	vs East Carolina	*dh	3	0	1	0	0	0	0	0	0	0	0	0	0	1	0	0	0	0	.167
Feb 11	vs Purdue - Fort Wayn	*3b	3	2	2	4	0	0	2	0	0	0	0	0	0	0	2	3	0	0	.333
Feb 17	vs Oklahoma State	*of	4	2	3	1	0	0	1	0	0	0	0	0	0	0	0	0	0	0	.462
Feb 17	vs NEBRASKA	*of	4	1	1	0	0	0	0	0	0	0	0	0	0	0	3	0	0	0	.412
Feb 18	vs UCLA	*of	4	1	1	0	0	0	0	0	0	0	0	0	0	0	1	0	0	1	.381
Feb 18	vs Arizona	*of	3	0	0	0	0	0	0	0	0	0	0	0	0	0	2	0	0	0	.333
Feb 19	vs South Florida	*of	3	0	1	0	0	0	0	0	0	0	0	0	0	0	0	0	0	0	.333
Feb 24	vs Abilene Christian	*of/2b	2	0	1	3	1	0	0	1	0	0	0	0	0	1	0	0	0	1	.345
Feb 24	at Texas	*of	4	0	0	0	0	0	0	0	0	0	0	0	0	0	1	1	0	0	.303
Feb 25	vs Texas Southern	*of/2b	3	1	1	0	0	0	0	0	0	0	0	0	0	0	1	0	0	0	.306
Feb 25	at Texas	*of	2	0	0	0	0	0	0	0	0	1	0	0	0	0	0	0	0	0	.289
Feb 26	vs Abilene Christian	*of/of	3	1	2	2	0	1	0	0	0	0	0	0	0	0	1	0	0	0	.317
Mar 03	NC STATE	*of	3	0	1	1	0	0	0	0	0	0	0	0	0	0	2	0	0	0	.318
Mar 04	NC STATE	*of	3	2	2	4	0	0	2	0	0	0	0	0	0	0	1	0	0	0	.340
Mar 05	NC STATE	*of	2	2	1	0	0	0	1	0	0	0	0	0	0	0	1	0	0	0	.347
Mar 07	MOUNT ST. MARY'S-1	*of	1	2	1	0	0	1	0	2	0	0	0	0	0	0	2	0	0	0	.360
Mar 07	MOUNT ST. MARY'S-2	*2b	3	1	1	0	1	0	0	0	0	0	0	0	0	0	1	0	1	0	.358
Mar 08	at Gardner-Webb	*of	2	0	1	0	0	0	0	0	0	0	0	0	0	0	1	0	0	0	.364
Totals			19gs	55	15	20	16	2	1	6	4	0	2	0	2	0	4	18	4	2	.364

On base pct. .413 • Slugging pct. .764



TEAGAN THRUNK (Tee-gan)

Freshman | 5-8
IF | R/R

Point Pleasant Borough HS
Point Pleasant, N.J.

Major: Human Nutrition Foods and
Exercise

7

CAREER HIGHS


Hits 3 vs. East Carolina (2/9/23)
Runs 2, 5x, last at Gardner-Webb (3/8/23)
RBIs 4 vs. Abilene Christian (2/24/23)
HRs 1, 3x, last at Gardner-Webb (3/8/23)
Walks 1, 3x, last vs. Abilene Christian (2/26/23)
Stolen Bases 1 vs. East Carolina (2/9/23)
Hitting Streak 3 games, 2x, last (2/24/23 - 2/25/23)

2023 GAME-BY-GAME STATS

Date	Opponent	Pos	AB	R	H	RBI	2B	3B	HR	BB	SB	CS	HBP	SAC	SF	GDP	K	PO	A	E	Avg	
Feb 9	vs East Carolina	*ss	3	0	3	2	0	0	0	1	0	0	0	0	0	0	0	0	0	0	0	1.000
Feb 10	at UNCW	*ss	2	2	1	0	0	0	0	1	0	0	0	0	0	0	0	0	0	0	0	.800
Feb 10	vs East Carolina	*ss	3	1	0	0	0	0	0	0	0	0	0	0	0	0	0	0	1	3	1	.625
Feb 11	vs Purdue - Fort Wayn	*ss	3	0	0	0	0	0	0	0	0	0	0	0	0	0	0	0	2	1	2	.455
Feb 17	vs Oklahoma State	*ss	3	1	1	0	1	0	0	0	0	0	0	0	0	0	0	0	0	0	0	.429
Feb 17	vs NEBRASKA	*ss	3	0	1	0	1	0	0	0	0	1	0	0	0	0	0	0	0	0	3	.412
Feb 18	vs UCLA	*ss	2	0	0	0	0	0	0	0	0	0	0	0	0	0	0	2	0	4	0	.368
Feb 18	vs Arizona	*ss	1	0	0	0	0	0	0	0	0	0	0	0	0	0	0	1	1	0	0	.350
Feb 19	vs South Florida	*ss	1	0	0	1	0	0	0	0	0	0	0	0	0	0	0	0	2	0	0	.333
Feb 24	vs Abilene Christian	*ss	2	2	2	4	0	0	1	1	0	0	0	0	0	0	0	0	0	1	1	.391
Feb 24	at Texas	*ss	3	1	1	0	0	0	0	0	0	0	0	0	0	0	0	0	1	3	1	.385
Feb 25	vs Texas Southern	*ss	2	2	2	1	0	0	1	0	0	0	0	0	0	0	0	0	0	1	2	.429
Feb 25	at Texas	*ss	3	0	0	0	0	0	0	0	0	0	0	0	0	0	0	0	2	2	0	.387
Feb 26	vs Abilene Christian	*ss	1	2	1	0	0	0	0	0	0	0	0	0	0	0	0	0	0	1	1	.406
Mar 03	NC STATE	*ss	3	0	1	1	0	0	0	0	0	0	0	0	0	0	0	0	0	1	0	.400
Mar 04	NC STATE	*ss	3	1	0	0	0	0	0	0	0	0	0	0	0	0	0	0	1	0	2	.368
Mar 05	NC STATE	*ss	3	1	1	2	0	0	0	0	0	0	0	0	0	0	0	0	2	1	0	.366
Mar 07	MOUNT ST. MARY'S-1	*ss	2	1	0	0	0	0	0	0	0	0	0	0	0	0	0	0	1	1	2	.349
Mar 07	MOUNT ST. MARY'S-2	*ss	2	0	0	0	0	0	0	0	0	0	0	0	0	0	0	0	1	0	0	.333
Mar 08	at Gardner-Webb	*ss	2	2	2	0	0	1	0	0	0	0	0	0	0	0	0	0	0	1	1	.382
Totals			20gs	47	16	17	13	2	0	3	3	1	1	1	0	1	0	10	16	30	5	.382

On base pct. .404 • Slugging pct. .596





KELSEY BENNETT

Senior | 5-5
IF | R/R

Buford HS
Buford, Ga.

Major: Public Relations

8

2022 All-ACC Third Team
2022 Preseason All-ACC
2022 Extra Inning Softball Extra Elite 100
2021 NFCA All Mid-Atlantic Second Team
2021 Second-Team All-ACC
2021 VaSID Second Team All-State
2021 JWOS Third Team All-American
3x Preseason All-ACC
2x Softball America Top 100 Players
2019 VaSID Rookie of the Year
2x VaSID First-Team All-State
JWOS All-Freshman Team
Schutt Sports/NFCA National Freshman of the Year Top 10
ACC Freshman of the Year
2019 First-Team All-ACC
ACC All-Freshman Team
2x ACC Co-Player of the Week (3/5/19) & (4/2/19)

CAREER HIGHS

Hits 4 at No. 12/8 Arizona State (5/21/21)
Runs 3, 5x, last at Florida State (4/9/22)
RBIs 7 at NC State (3/14/21)
HRs 3 at NC State (3/14/21)
Walks 3 at Pitt (3/23/19)
Stolen Bases 1, 3x, last vs. Missouri (2/12/22)
Hitting Streak 8 games (3/20/19 - 3/31/19)

2023 GAME-BY-GAME STATS

Date	Opponent	Pos	AB	R	H	RBI	2B	3B	HR	BB	SB	CS	HBP	SAC	SF	GDP	K	PO	A	E	Avg
Feb 9	vs East Carolina	*c	2	0	0	1	0	0	0	0	0	0	0	0	0	1	0	1	7	0	0.000
Feb 10	at UNCW	*3b	1	0	0	0	0	0	0	0	0	0	0	0	0	0	0	1	0	0	0.000
Feb 17	vs Oklahoma State	*3b	4	1	2	1	0	0	1	0	0	0	0	0	0	0	0	0	0	0	0.286
Feb 17	vs NEBRASKA	*3b	4	1	1	1	0	0	1	0	0	0	0	0	0	0	0	1	3	0	0.273
Feb 18	vs UCLA	*3b	3	0	0	0	0	0	0	0	0	0	0	0	0	0	0	1	1	0	0.143
Feb 18	vs Arizona	*3b	3	0	0	0	0	0	0	0	0	0	0	0	0	0	0	0	1	0	0.176
Feb 19	vs South Florida	*3b	2	0	1	1	0	0	1	0	0	0	0	0	0	0	0	1	0	0	0.211
Feb 24	vs Abilene Christian	*3b	3	0	1	2	1	0	0	0	0	0	0	0	0	0	0	1	2	0	0.227
Feb 24	at Texas	*3b	3	1	1	2	0	0	1	0	0	0	0	0	0	0	0	1	0	1	0.240
Feb 25	vs Texas Southern	*3b	2	0	0	0	0	0	0	0	0	0	0	0	0	0	0	0	2	0	0.222
Feb 25	at Texas	*3b	3	1	2	1	0	0	1	0	0	0	0	0	0	0	0	0	1	0	0.267
Feb 26	vs Abilene Christian	*3b	3	0	0	0	0	0	0	0	0	0	0	0	0	0	0	0	0	0	0.242
Mar 03	NC STATE	*3b	2	0	1	2	0	0	0	0	0	0	0	0	0	1	0	0	1	1	0.257
Mar 04	NC STATE	*3b	3	0	0	0	0	0	0	0	0	0	0	0	0	0	0	0	3	0	0.237
Mar 05	NC STATE	*3b	2	0	0	0	0	0	0	0	0	0	0	0	0	0	0	0	1	0	0.225
Mar 07	MOUNT ST. MARY'S-1	*3b	3	0	0	0	0	0	0	0	0	0	0	0	0	0	0	0	0	1	0.209
Mar 08	at Gardner-Webb	*3b	3	0	1	0	0	0	0	0	0	0	0	0	0	0	0	0	4	0	0.217
Totals	17gs		46	4	10	11	1	0	4	1	0	0	0	0	2	0	4	12	18	2	0.217

On base pct. .224 • Slugging pct. .500



MEGAN FURR

Freshman | 5-7
OF | L/L

Westfield HS
Centreville, Va.

Major: Business - Undecided

10

CAREER HIGHS

Hits
Runs
RBIs
HRs
Walks
Stolen Bases
Hitting Streak

Date	Opponent	Pos	AB	R	H	RBI	2B	3B	HR	BB	SB	CS	HBP	SAC	SF	GDP	K	PO	A	E	Avg
Mar 08	at Gardner-Webb	1b	0	0	0	0	0	0	0	1	0	0	0	0	0	0	0	0	0	0	0.000
Totals	0gs		0	0	0	0	0	0	0	1	0	0	0	0	0	0	0	0	0	0	0.000

On base pct. 1.000 • Slugging pct. .000





KYLIE ALDRIDGE (All-drudge)

Freshman | 5-11
C | L/R

Gray's Creek HS
Fayetteville, N.C.

Major: Public Health

11

CAREER HIGHS

Hits 1, 4x, last vs. Mount St. Mary's (3/7/23)
Runs 2 vs. Mount St. Mary's (3/7/23)
RBIs 2 vs. NC State (3/4/23)
HRs 1, 2x, last vs. Mount St. Mary's (3/7/23)
Walks 2, 2x, last vs. East Carolina (2/10/23)
Stolen Bases
Hitting Streak

2023 GAME-BY-GAME STATS

Date	Opponent	Pos	AB	R	H	RBI	2B	3B	HR	BB	SB	CS	HBP	SAC	SF	GDP	K	PO	A	E	Avg
Feb 9	at UNCW	*c	1	0	1	0	1	0	0	2	0	0	0	0	0	0	0	9	1	0	1.000
Feb 10	at UNCW	*c	2	0	0	0	0	0	0	1	0	0	0	0	0	0	0	7	0	0	.333
Feb 10	vs East Carolina	*c	1	1	0	0	0	0	0	2	0	0	0	0	0	0	0	2	0	0	.250
Feb 11	vs Purdue - Fort Wayne	*c	3	0	0	0	0	0	0	0	0	0	0	0	0	0	0	2	0	0	.143
Feb 17	vs Oklahoma State	*c	2	0	0	0	0	0	1	0	0	0	0	0	0	0	4	1	0	0	.111
Feb 17	vs NEBRASKA	*c	2	0	0	0	0	0	0	1	0	0	0	0	0	0	0	5	0	0	.091
Feb 18	vs UCLA	*c	2	0	0	0	0	0	0	0	0	0	0	0	0	1	0	7	0	0	.077
Feb 18	vs Arizona	*c	2	0	0	0	0	0	0	0	0	0	0	0	0	2	17	0	0	0	.067
Feb 19	vs South Florida	c	0	0	0	0	0	0	0	0	0	0	0	0	0	0	0	2	0	0	.067
Feb 24	vs Abilene Christian	*c	1	1	0	0	0	0	1	0	0	0	0	0	0	0	0	2	0	0	.062
Feb 24	at Texas	*c	2	0	0	0	0	0	0	0	0	0	0	0	0	0	1	6	1	0	.056
Feb 25	vs Texas Southern	*c	2	0	0	0	0	0	0	0	0	0	0	0	0	0	0	1	0	0	.050
Feb 25	at Texas	*c	1	0	0	0	0	0	0	0	0	0	0	0	0	0	0	5	1	1	.048
Mar 04	NC STATE	c	1	1	1	2	0	0	1	0	0	0	0	0	0	0	0	5	0	0	.091
Mar 05	NC STATE	c	1	0	0	1	0	0	0	0	0	0	0	0	0	0	0	0	1	1	.067
Mar 07	MOUNT ST. MARY'S-1	*c	2	1	1	0	1	0	0	0	0	0	0	0	0	0	0	11	1	0	.120
Mar 07	MOUNT ST. MARY'S-2	*c	2	2	1	1	0	0	1	1	0	0	0	0	0	0	0	13	1	0	.148
Mar 08	at Gardner-Webb	*c	2	0	0	0	0	0	0	1	0	0	0	0	0	0	0	1	0	0	.138
Totals			15gs	25	6	4	4	2	0	2	10	0	0	0	0	0	1	3	100	7	.138

On base pct. .359 • Slugging pct. .414



SHANAN HESTER (Shannon)

Graduate | 5-6
U | R/R

Corinth Holders HS / Roanoke College
Wendell, N.C.

Major: Natural Resources

12

CAREER HIGHS

Hits
Runs 1 at Gardner-Webb (3/8/23)
RBIs
HRs
Walks
Stolen Bases
Hitting Streak

2023 GAME-BY-GAME STATS

Date	Opponent	Pos	AB	R	H	RBI	2B	3B	HR	BB	SB	CS	HBP	SAC	SF	GDP	K	PO	A	E	Avg
Feb 10	at UNCW	ph	1	0	0	0	0	0	0	0	0	0	0	0	0	0	0	0	0	0	.000
Mar 08	at Gardner-Webb	pr	0	1	0	0	0	0	0	0	0	0	0	0	0	0	0	0	0	0	.000
Totals			Ugs	1	1	0	0	0	0	0	0	0	0	0	0	0	0	0	0	0	.000

On base pct. .000 • Slugging pct. .000





PAYTON LIST

Freshman | 5-11
RHP | R/R

Beaver HS
Beaver, Pa.

Major: Wildlife Conservation

13

CAREER HIGHS

- Innings (High)
- Strikeouts (High)
- Hits (Low)
- Runs (Low)
- Earned Runs (Low)
- Walks (Low)



EMMA JACKSON

Freshman | 5-8
OF | R/R

Chincoteague HS
Chincoteague, Va.

Major: University Studies

14

CAREER HIGHS

- Hits 2 vs. Mount St. Mary's (3/7/23)
- Runs 2 vs. Mount St. Mary's (3/7/23)
- RBIs 3 vs. Texas Southern (2/25/23)
- HRs 1, 3x, last vs. Mount St. Mary's (3/7/23)
- Walks 1, 3x, last vs. NC State (3/5/23)
- Stolen Bases
- Hitting Streak 4 games (2/24/23 - 2/25/23)

2023 GAME-BY-GAME STATS

Date	Opponent	Pos	AB	R	H	RBI	2B	3B	HR	BB	SB	CS	HBP	SAC	SF	GDP	K	PO	A	E	Avg
Feb 9	at UNCW	ph	1	0	0	0	0	0	0	0	0	0	0	0	0	0	0	0	0	0	0.000
Feb 17	vs NEBRASKA	pr	0	0	0	0	0	0	0	0	0	0	0	0	0	0	0	0	0	0	0.000
Feb 24	vs Abilene Christian	of	2	0	1	0	1	0	0	0	0	0	0	0	0	0	0	0	1	0	0.333
Feb 24	at Texas	*dh	3	1	1	1	0	0	1	0	0	0	0	0	0	0	0	0	0	0	0.333
Feb 25	vs Texas Southern	*dh	2	1	1	3	0	0	1	0	0	0	0	0	0	0	0	1	0	0	0.375
Feb 25	at Texas	*dh	2	1	1	0	0	0	0	1	0	0	0	0	0	0	0	0	0	0	0.400
Feb 26	vs Abilene Christian	*dh	3	0	0	0	0	0	0	0	0	0	0	0	0	0	0	0	0	0	0.308
Mar 03	NC STATE	*dh	2	1	1	0	0	0	0	1	0	0	0	0	0	0	0	0	0	0	0.333
Mar 04	NC STATE	*dh	2	0	1	0	0	0	0	0	0	0	0	0	0	0	0	0	0	0	0.353
Mar 05	NC STATE	*ph	0	1	0	1	0	0	0	1	0	0	0	0	0	0	0	0	0	0	0.353
Mar 07	MOUNT ST. MARY'S-2	*of	3	2	2	2	0	0	1	0	0	0	0	0	0	0	0	0	0	0	0.400
Mar 08	at Gardner-Webb	*of	2	1	1	1	0	0	0	0	0	0	0	0	0	0	0	1	1	0	0.409
Totals		8gs	22	8	9	8	1	0	3	3	0	0	0	0	0	0	2	2	0	1	0.349

On base pct. .480 • Slugging pct. .864





EMMA YATES

Junior | 5-6
C | R/R

South County HS
Fairfax Station, Va.

Major: Criminology

15

CAREER HIGHS

Hits 1 vs. Syracuse [Game 1] (3/11/22)
 Runs 1, 10x, last vs East Carolina (2/9/23)
 RBIs 1 vs. Syracuse [Game 1] (3/11/22)
 HRs
 Walks 1 at Pitt (3/25/22)
 Stolen Bases
 Hitting Streak

2023 GAME-BY-GAME STATS

Date	Opponent	Pos	AB	R	H	RBI	2B	3B	HR	BB	SB	CS	HBP	SAC	SF	GDP	K	PO	A	E	Avg
Feb 9	vs East Carolina	pr	0	1	0	0	0	0	0	0	0	0	0	0	0	0	0	2	0	0	.000
Feb 10	at UNCW	c	1	0	0	0	0	0	0	0	0	0	0	0	0	0	0	0	0	0	.000
Mar 08	at Gardner-Webb	ph	1	0	0	0	0	0	0	0	0	0	0	0	0	0	0	0	0	0	.000
Totals		Ogs	2	1	0	0	0	0	0	0	0	0	0	0	0	0	0	2	0	0	

On base pct. .000 • Slugging pct. .000



MEREDITH SLAW

Senior | 5-11
IF | L/R

Rappahannock HS
Warsaw, Va.

Major: Accounting & Information
Systems

16

2023 Presason All-ACC Team
 2022 NFCA Mid-Atlantic Region First Team
 2022 All-ACC First Team
 2022 All-ACC Academic Team
 2022 VaSID First Team
 2022 ACC Player of the Week (4/12)

CAREER HIGHS

Hits 3, 6x, last at Boston College (4/29/22)
 Runs 2, 3x, last vs. Virginia (4/16/22)
 RBIs 4, 7x, last vs. Kentucky (5/21/22)
 HRs 2, 2x, last vs. Virginia (4/16/22)
 Walks 3 at Kennesaw State [1] (2/13/21)
 Stolen Bases 1 vs. Dartmouth (2/21/20)
 Hitting Streak 12 games (3/25/22 - 4/23/22)

2023 GAME-BY-GAME STATS

Date	Opponent	Pos	AB	R	H	RBI	2B	3B	HR	BB	SB	CS	HBP	SAC	SF	GDP	K	PO	A	E	Avg
Feb 9	vs East Carolina	*dh	2	1	1	0	0	0	0	0	0	0	0	0	0	0	0	0	0	0	.500
Feb 10	at UNCW	*dh	3	0	0	0	0	0	0	0	0	0	0	1	0	0	0	0	0	0	.200
Feb 11	vs Purdue - Fort Wayn	*dh	3	0	0	0	0	0	0	0	0	0	0	0	0	0	0	0	0	0	.125
Feb 17	vs Oklahoma State	*dh/ph	4	0	0	0	0	0	0	0	0	0	0	0	0	0	0	0	0	0	.083
Feb 18	vs UCLA	ph	1	0	0	0	0	0	0	0	0	0	0	0	0	0	0	1	0	0	.077
Feb 18	vs Arizona	ph	1	0	0	0	0	0	0	0	0	0	0	0	0	0	0	0	0	0	.071
Feb 19	vs South Florida	ph	1	0	0	0	0	0	0	0	0	0	0	0	0	0	0	0	0	0	.067
Feb 24	vs Abilene Christian	1b	0	0	0	0	0	0	0	1	0	0	0	0	0	0	0	0	0	2	.067
Feb 25	at Texas	ph	1	0	0	0	0	0	0	0	0	0	0	0	0	0	0	0	0	0	.062
Feb 26	vs Abilene Christian	ph	0	0	0	0	0	0	0	1	0	0	0	0	0	0	0	0	0	0	.062
Mar 05	NC STATE	ph	1	0	0	0	0	0	0	0	0	0	0	0	0	0	0	0	0	0	.059
Mar 07	MOUNT ST. MARY'S-1	ph	0	0	0	0	0	0	0	1	0	0	0	0	0	0	0	0	0	0	.059
Mar 07	MOUNT ST. MARY'S-2	*dh	3	0	1	1	1	0	0	0	0	0	0	0	0	0	0	0	0	0	.100
Mar 08	at Gardner-Webb	ph/1b	0	0	0	0	0	0	0	1	0	0	0	0	0	0	0	0	0	3	.100
Totals		5gs	20	1	2	1	1	1	0	4	0	0	1	0	0	0	0	1	2	0	

On base pct. .280 • Slugging pct. .150





MOLLY JACOBSON

R-Sophomore | 6-0
P | R/R

Waukee HS
Waukee, Iowa

Major: Criminology

17

CAREER HIGHS

Innings (High)	5.0 vs. Texas Southern (2/25/23)
Strikeouts (High)	7 vs. Mount St. Mary's (3/7/23)
Hits (Low) (Min. 5 IP)	3 vs. Texas Southern (2/25/23)
Runs (Low) (Min. 5 IP)	0 vs. Texas Southern (2/25/23)
Earned Runs (Low) (Min. 5 IP)	0 vs. Texas Southern (2/25/23)
Walks (Low) (Min. 5 IP)	0 vs. Texas Southern (2/25/23)
Number of Pitches (High)	65 vs. Mount St. Mary's (3/7/23)

2023 GAME-BY-GAME STATS

Date	Opponent	Pos	AB	R	H	RBI	2B	3B	HR	BB	SB	CS	HBP	SAC	SF	GDP	K	PO	A	E	Avg	
Feb 17	vs Oklahoma State	p	0	0	0	0	0	0	0	0	0	0	0	0	0	0	0	0	2	0	0	.000
Feb 25	vs Texas Southern	p	0	0	0	0	0	0	0	0	0	0	0	0	0	0	0	0	1	0	0	.000
Mar 08	at Gardner-Webb	p	0	0	0	0	0	0	0	0	0	0	0	0	0	0	0	0	1	0	0	.000
Totals		igs	0	0	0	0	0	0	0	0	0	0	0	0	0	0	0	0	4	0	0	.000

On base pct. .000 • Slugging pct. .000

#17 Molly Jacobson - 5 appearances (All games)

Date	Opponent	GS	IP	H	R	ER	BB	SO	2B	3B	HR	WP	BK	HBP	IBB	Score	W-L	Sv	ERA	NP
Feb 11	vs Purdue - Fort Wayne		2.0	3	0	0	0	0	0	0	0	0	0	0	0	9-0	0-0	0	0.00	20
Feb 17	vs Oklahoma State	*	2.1	4	1	1	0	1	2	0	0	0	0	0	0	9-10	0-1	0	1.62	34
Feb 25	vs Texas Southern	*	3.0	3	0	0	0	1	0	0	0	0	0	0	0	8-0	1-1	0	0.75	59
Mar 07	MOUNT ST. MARY'S-2	*	3.0	6	2	1	0	7	1	0	0	0	0	0	0	10-2	1-1	0	1.14	65
Mar 08	at Gardner-Webb	*	2.0	1	0	0	2	0	0	0	0	0	0	0	0	15-3	1-1	0	0.98	-
Totals		2	14.1	17	3	2	0	11	3	0	0	0	0	0	0	51-15	1-1	0	0.98	-



LYNDSEY GREIN (Grine)

Freshman | 5-7
RHP | R/R

Lincoln-Way Central HS
Mokena, Ill.

Major: Consumer Studies

18

CAREER HIGHS

Innings (High)	7.0, 3x, last vs. Mount St. Mary's (3/7/23)
Strikeouts (High)	11 vs. Mount St. Mary's (3/7/23)
Hits (Low) (Min. 5 IP)	1, 2x, last vs. Abilene Christian (2/24/23)
Runs (Low) (Min. 5 IP)	0 vs. Abilene Christian (2/24/23)
Earned Runs (Low) (Min. 5 IP)	0, 2x, last vs. ACU (2/24/23)
Walks (Low) (Min. 5 IP)	0 vs. UCLA (2/18/23)
Number of Pitches (High)	129 vs. Mount St. Mary's (3/7/23)

2023 GAME-BY-GAME STATS

Date	Opponent	Pos	AB	R	H	RBI	2B	3B	HR	BB	SB	CS	HBP	SAC	SF	GDP	K	PO	A	E	Avg	
Feb 9	at UNCW	*p	0	0	0	0	0	0	0	0	0	0	0	0	0	0	0	0	0	0	0	.000
Feb 10	vs East Carolina	*p	0	0	0	0	0	0	0	0	0	0	0	0	0	0	0	0	0	1	0	.000
Feb 17	vs Oklahoma State	*p	0	0	0	0	0	0	0	0	0	0	0	0	0	0	0	0	0	1	0	.000
Feb 18	vs UCLA	*p	0	0	0	0	0	0	0	0	0	0	0	0	0	0	0	0	0	0	2	.000
Feb 24	vs Abilene Christian	*p	0	0	0	0	0	0	0	0	0	0	0	0	0	0	0	0	0	0	1	.000
Mar 07	MOUNT ST. MARY'S-1	*p	0	0	0	0	0	0	0	0	0	0	0	0	0	0	0	0	0	1	0	.000
Totals		5gs	0	0	0	0	0	0	0	0	0	0	0	0	0	0	0	0	0	1	7	.000

On base pct. .000 • Slugging pct. .000

#18 Lyndsey Grein - 9 appearances (All games)

Date	Opponent	GS	IP	H	R	ER	BB	SO	2B	3B	HR	WP	BK	HBP	IBB	Score	W-L	Sv	ERA	NP
Feb 9	at UNCW	*	7.0	4	1	1	1	9	1	1	0	0	0	0	0	5-1	1-0	0	1.00	105
Feb 10	vs East Carolina	*	7.0	1	2	0	2	2	0	0	0	0	0	0	0	4-2	2-0	0	0.50	78
Feb 17	vs Oklahoma State	*	4.0	11	9	9	3	3	1	0	3	0	0	0	0	9-10	2-0	0	3.89	93
Feb 18	vs UCLA	*	5.1	7	2	2	0	6	1	0	1	0	0	0	0	4-9	2-0	0	3.60	104
Feb 24	vs Abilene Christian	*	5.0	1	0	0	1	7	0	0	0	0	0	0	0	11-0	3-0	0	2.96	70
Feb 25	at Texas	*	6.0	11	8	6	2	4	1	0	1	1	0	0	0	2-8	3-1	0	3.67	94
Mar 04	NC STATE	*	4.0	2	3	3	1	4	0	0	1	0	0	1	0	7-3	3-1	0	3.83	72
Mar 07	MOUNT ST. MARY'S-1	*	7.0	7	5	5	3	11	0	0	2	1	0	0	0	6-5	4-1	0	3.71	129





MADISON HANSON

Junior | 5-11
IF | R/R

Isle of Wight Academy
Smithfield, Va.

Major: Agriculture and Life Sciences

19

CAREER HIGHS

Hits 2, 2x, last vs. Mount St. Mary's (3/7/23)
Runs 1, 4x, last vs. Mount St. Mary's (3/7/23)
RBIs 3 vs. Mount St. Mary's (3/7/23)
HRs 1, 3x, last vs. Mount St. Mary's (3/7/23)
Walks 1, 8x, last vs. Gardner-Webb (3/8/23)
Stolen Bases
Hitting Streak 4 games (2/10/23 - 2/18/23)

2023 GAME-BY-GAME STATS

Date	Opponent	Pos	AB	R	H	RBI	2B	3B	HR	BB	SB	CS	HBP	SAC	SF	GDP	K	PO	A	E	Avg	
Feb 9	vs East Carolina	ph/dh	1	0	0	0	0	0	0	0	0	0	0	0	0	0	0	0	0	0	0	.000
Feb 10	at UNCW	ph	1	0	1	0	1	0	0	0	0	0	0	0	0	0	0	0	0	0	0	.500
Feb 17	vs Oklahoma State	ph/ss	1	1	1	2	0	0	1	0	0	0	0	0	0	0	0	0	0	0	0	.667
Feb 17	vs NEBRASKA	*dh	3	1	1	1	0	0	1	1	0	0	0	0	0	0	0	0	0	0	0	.500
Feb 18	vs UCLA	*dh	2	0	1	1	0	0	0	0	0	0	0	0	0	0	0	0	0	0	0	.500
Feb 18	vs Arizona	*dh	2	0	0	0	0	0	0	0	0	0	0	0	0	0	0	0	0	0	0	.400
Feb 19	vs South Florida	*dh	1	0	0	0	0	0	1	0	0	0	0	0	0	0	0	1	0	0	0	.364
Mar 04	NC STATE	ph	1	0	0	0	0	0	0	0	0	0	0	0	0	0	0	0	0	0	0	.333
Mar 05	NC STATE	*dh	2	0	0	0	0	0	1	0	0	0	0	0	0	0	1	0	0	0	0	.286
Mar 07	MOUNT ST. MARYS-1	*dh	2	1	2	3	0	0	1	0	0	0	0	0	1	0	0	0	0	0	0	.375
Mar 08	at Gardner-Webb	*dh	2	0	0	1	0	0	0	0	0	0	0	0	0	0	0	0	0	0	0	.333
Totals		7gs	18	3	6	8	1	0	3	4	0	0	0	0	1	1	2	0	0	0	0	.333

On base pct. .435 • Slugging pct. .889



TRINITY MARTIN

Freshman | 5-8
OF | L/R

Halifax County HS
Nathalie, Va.

Major: Human Development

20

CAREER HIGHS

Hits 1 vs. Abilene Christian (2/24/23)
Runs 1, 2x, last vs. Abilene Christian (2/24/23)
RBIs 1 at Gardner-Webb (3/8/23)
HRs
Walks 1 at Gardner-Webb (3/8/23)
Stolen Bases
Hitting Streak

Date	Opponent	Pos	AB	R	H	RBI	2B	3B	HR	BB	SB	CS	HBP	SAC	SF	GDP	K	PO	A	E	Avg	
Feb 18	vs UCLA	pr	0	1	0	0	0	0	0	0	0	0	0	0	0	0	0	0	0	0	0	.000
Feb 24	vs Abilene Christian	of	1	1	1	0	0	0	0	0	0	0	0	0	0	0	0	0	0	0	0	1.000
Mar 07	MOUNT ST. MARYS-1	pr	0	0	0	0	0	0	0	0	0	0	0	0	0	0	0	0	0	0	0	1.000
Mar 08	at Gardner-Webb	ph/lf	0	0	0	1	0	0	0	1	0	0	0	0	0	0	0	0	0	0	0	1.000
Totals		0gs	1	2	1	1	0	0	0	1	0	0	0	0	0	0	0	0	0	0	0	1.000

On base pct. 1.000 • Slugging pct. 1.000





KELSEY BROWN

Senior | 5-6
OF | L/R

Battlefield HS / JMU
Haymarket, Va.

Major: Business Administration

21

- 2022 All-ACC Third Team
- 2022 All-ACC Academic Team
- 2022 Preseason All-ACC
- 2022 Extra Inning Softball Extra Elite 100
- 2021 NFCA All Mid-Atlantic First Team
- 2021 Second-Team All-ACC
- 2021 VaSID First Team All-State
- 2020 VaSID Second Team All-State

CAREER HIGHS

Hits 3, 12x, last vs. North Carolina (3/18/22)
 Runs 3, 3x, last vs. North Carolina (3/18/22)
 RBIs 4, 2x, last vs. North Carolina (3/18/22)
 HRs 1, 2x, last vs. North Carolina (3/18/22)
 Walks 2 vs. No. 13/14 Florida State (2/21/21)
 Stolen Bases 3 vs. Georgia Tech [2] (4/17/21)
 Hitting Streak 14 games (2/21/20 – 3/11/20)

2023 GAME-BY-GAME STATS

Date	Opponent	Pos	AB	R	H	RBI	2B	3B	HR	BB	SB	CS	HBP	SAC	SF	GDP	K	PO	A	E	Avg
Feb 9	vs East Carolina	*of	2	0	1	2	0	0	0	0	0	0	0	0	0	0	0	0	0	0	.500
Feb 9	at UNCW	*of	3	1	0	0	0	0	0	1	0	0	0	0	0	0	1	0	1	0	.200
Feb 10	at UNCW	of	3	0	0	0	0	0	0	0	0	0	0	0	0	0	0	1	0	0	.125
Feb 10	vs East Carolina	pr/of	0	0	0	0	0	0	0	0	0	0	0	0	0	0	0	0	1	0	.125
Feb 11	vs Purdue - Fort Wayne	*of	0	0	0	0	0	0	0	0	0	0	0	0	0	0	0	0	0	1	.125
Feb 17	vs Oklahoma State	*of	0	0	0	0	0	0	0	0	0	0	0	0	0	0	0	0	0	0	.125
Feb 18	vs UCLA	of	0	0	0	0	0	0	0	0	0	0	0	0	0	0	0	0	0	0	.125
Feb 18	vs Arizona	ph	1	0	0	0	0	0	0	0	0	0	0	0	0	0	0	0	0	0	.111
Feb 19	vs South Florida	pr/dh	1	0	1	0	0	0	0	1	0	0	0	0	0	0	0	0	0	0	.200
Feb 24	vs Abilene Christian	of	0	0	0	0	0	0	0	0	0	0	0	0	0	0	0	0	0	0	.200
Feb 24	at Texas	pr	0	0	0	0	0	0	0	1	0	0	0	0	0	0	0	0	0	0	.200
Feb 25	vs Texas Southern	*of	2	0	1	0	0	0	0	1	0	0	0	0	0	0	0	0	0	1	.250
Feb 25	at Texas	pr	0	0	0	0	0	0	0	0	0	0	0	0	0	0	0	0	0	0	.250
Feb 26	vs Abilene Christian	pr/of	1	1	0	0	0	0	0	0	1	0	0	0	0	0	0	0	0	0	.231
Mar 03	NC STATE	pr	0	1	0	0	0	0	0	0	0	0	0	0	0	0	0	0	0	0	.231
Mar 04	NC STATE	pr/dh	1	2	1	0	0	0	0	1	0	0	0	0	0	0	0	0	0	0	.286
Mar 05	NC STATE	ph	1	0	0	0	0	0	0	0	0	0	0	0	0	0	0	0	0	0	.287
Mar 07	MOUNT ST. MARY'S-2	pr	4	1	2	1	0	0	0	2	0	0	0	0	0	0	0	1	0	0	.316
Mar 08	at Gardner-Webb	pr	0	0	0	0	0	0	0	1	0	0	0	0	0	0	0	0	0	0	.316
Totals		6gs	19	6	6	3	0	0	0	9	0	0	1	0	0	0	1	5	1	0	.316

On base pct. .316 • Slugging pct. .316



MAIJA LOUKO (MAI-ah LOO-koh)

Junior | 5-7
IF | R/R

South Lakes HS
Reston, Va.

Major: Business Information
Technology

22

CAREER HIGHS

Hits
 Runs 1, 24x, last vs. Gardner-Webb (3/8/23)
 RBIs
 HRs
 Walks 1 vs. Longwood [2] (4/7/21)
 Stolen Bases 1, 4x, last vs. South Florida (2/19/23)
 Hitting Streak

2023 GAME-BY-GAME STATS

Date	Opponent	Pos	AB	R	H	RBI	2B	3B	HR	BB	SB	CS	HBP	SAC	SF	GDP	K	PO	A	E	Avg
Feb 9	at UNCW	pr	0	0	0	0	0	0	0	0	0	0	0	0	0	0	0	0	0	0	.000
Feb 17	vs Oklahoma State	pr	0	1	0	0	0	0	0	0	0	0	0	0	0	0	0	0	0	0	.000
Feb 18	vs UCLA	pr	0	0	0	0	0	0	0	0	0	0	0	0	0	0	0	0	0	0	.000
Feb 19	vs South Florida	pr	0	1	0	0	0	0	0	0	1	0	0	0	0	0	0	0	0	0	.000
Feb 24	vs Abilene Christian	pr	0	1	0	0	0	0	0	0	0	0	0	0	0	0	0	0	0	0	.000
Feb 25	at Texas	pr	0	0	0	0	0	0	0	0	0	0	0	0	0	0	0	0	0	0	.000
Mar 05	NC STATE	pr	0	1	0	0	0	0	0	0	0	0	0	0	0	0	0	0	0	0	.000
Mar 07	MOUNT ST. MARY'S-2	pr	0	0	0	0	0	0	0	0	0	0	0	0	0	0	0	0	0	0	.000
Mar 08	at Gardner-Webb	pr/ph	1	1	0	0	0	0	0	0	0	0	0	0	0	0	0	0	0	0	.000
Totals		0gs	1	5	0	0	0	0	0	0	1	0	0	0	0	0	0	0	0	0	.000

On base pct. .000 • Slugging pct. .000





MORGAN OVERAITIS (Over-EYE-tis)

Senior | 5-4
OF | L/R

Salem HS / Michigan
Canton, Mich.

Major: Public Health

24

2022 All-ACC Second Team
2022 All-ACC Academic Team

CAREER HIGHS

Hits 3, 2x, last vs. Miami OH (2/26/22)
Runs 2, 8x, last vs. Abilene Christian (2/24/23)
RBIs 3, 3x, last vs. Liberty (5/3/22)
HRs 1, 10, last at Gardner-Webb (2/18/23)
Walks 2, 2x, last vs. Abilene Christian (2/26/23)
Stolen Bases 1, 6x, last vs. Syracuse [Game 1] (3/11/22)
Hitting Streak 6 games, 2x, last (4/24/22 - 5/12/22)

2023 GAME-BY-GAME STATS

Date	Opponent	Pos	AB	R	H	RBI	2B	3B	HR	BB	SB	CS	HBP	SAC	SF	GDP	K	PO	A	E	Avg
Feb 9	vs East Carolina	*of	3	2	2	0	1	0	0	0	0	0	0	0	0	0	0	1	0	0	.667
Feb 10	at UNCW	*of	4	0	0	0	0	0	0	0	0	0	0	0	0	0	0	0	0	0	.250
Feb 10	vs East Carolina	*of	4	0	0	0	0	0	0	0	0	0	0	0	0	0	0	1	0	0	.222
Feb 11	vs Purdue - Fort Wayne	*of	2	0	0	1	0	0	0	1	0	0	0	0	0	0	0	0	0	0	.182
Feb 17	vs Oklahoma State	ph	1	0	0	0	0	0	0	0	0	0	0	0	0	0	1	0	0	0	.167
Feb 17	vs NEBRASKA	ph	1	0	0	0	0	0	0	0	0	0	0	0	0	0	0	0	0	0	.154
Feb 18	vs UCLA	ph	1	0	0	0	0	0	0	0	0	0	0	0	0	0	0	1	0	0	.143
Feb 18	vs Arizona	ph	1	1	1	1	0	0	1	0	0	0	0	0	0	0	0	0	0	0	.200
Feb 19	vs South Florida	ph	1	0	0	0	0	0	0	0	0	0	0	0	0	0	0	0	0	0	.188
Feb 24	vs Abilene Christian	*dn	3	2	1	1	0	0	1	0	0	0	0	0	0	0	1	0	0	0	.211
Feb 25	at Texas	*of	3	0	2	1	2	0	0	0	0	0	0	0	0	0	0	2	0	0	.273
Feb 26	vs Abilene Christian	*of	1	0	0	0	0	0	2	0	0	0	0	0	0	0	0	0	0	0	.261
Mar 04	NC STATE	ph	1	0	0	0	0	0	0	0	0	0	0	0	0	0	0	0	0	0	.250
Mar 05	NC STATE	ph	1	0	1	0	1	0	0	0	0	0	0	0	0	0	0	0	0	0	.280
Mar 07	MOUNT ST. MARY'S-1	*of	1	0	0	0	0	0	0	0	0	0	0	0	0	0	0	0	0	0	.269
Mar 07	MOUNT ST. MARY'S-2	*of	3	1	0	0	0	0	0	0	0	0	0	0	0	0	1	0	0	0	.241
Mar 08	at Gardner-Webb	ph	1	1	1	1	0	0	1	0	0	0	0	0	0	0	0	0	0	0	.267
Totals		egs	30	7	8	5	4	0	2	5	0	0	0	0	0	0	4	4	0	0	.267

On base pct. .371 • Slugging pct. .600



EMMA LEMLEY

Sophomore | 5-6
RHP | R/R

Jefferson Forest HS
Forest, Va.

Major: Sports Media & Analytics

27

2023 USA Softball Top 50 Watch List for Player of the Year
2023 Preseason All-ACC Team
2022 NFCA/Schutt Sports National Freshman of the Year Top 3 Finalist
2022 NFCA Mid-Atlantic Region Second Team
2022 All-ACC Academic Team
2022 ACC Freshman of the Year
2022 All-ACC First Team
2022 ACC All-Freshman Team
2022 VaSID Freshman of the Year
2022 VaSID First Team
2022 ACC Pitcher of the Week (3/9, 3/29, 4/26)

CAREER HIGHS

Innings 8.0 at Texas (2/24/23)
Strikeouts 17 vs. Arizona (2/18/23)
Hits (Low) (Min. 5 IP) 0 at Longwood [Game 1] (3/22/22)
Runs (Low) (Min. 5 IP) 0, 9x, last vs. NC State (3/3/23)
Earned Runs (Low) (Min. 5 IP) 0, 9x, last vs. NC State (3/3/23)
Walks (Low) (Min. 5 IP) 0, 7x, last vs. USF (2/19/23)
Number of Pitches (High) 137 vs. Virginia (4/15/22)

2023 GAME-BY-GAME STATS

Date	Opponent	Pos	AB	R	H	RBI	2B	3B	HR	BB	SB	CS	HBP	SAC	SF	GDP	K	PO	A	E	Avg
Feb 9	vs East Carolina	*p	0	0	0	0	0	0	0	0	0	0	0	0	0	0	0	0	0	0	.000
Feb 10	at UNCW	*p	0	0	0	0	0	0	0	0	0	0	0	0	0	0	0	0	0	0	.000
Feb 19	vs South Florida	*p	0	0	0	0	0	0	0	0	0	0	0	0	0	0	0	0	0	0	.000
Feb 24	at Texas	*p	0	0	0	0	0	0	0	0	0	0	0	0	0	0	0	0	0	0	.000
Mar 04	NC STATE	p	0	0	0	0	0	0	0	0	0	0	0	0	0	0	0	0	1	0	.000
Totals		4gs	0	0	0	0	0	0	0	0	0	0	0	0	0	0	0	0	1	7	.000

On base pct. .000 • Slugging pct. .000

#27 Emma Lemley - 11 appearances (All games)

Date	Opponent	GS	IP	H	R	ER	BB	SO	2B	3B	HR	WP	BK	HBP	IBB	Score	WL	Sv	ERA	NP	
Feb 9	vs East Carolina	*	5.0	4	0	0	1	7	0	0	0	0	0	1	0	8-0	1-0	0	0.00	92	
Feb 10	at UNCW	*	7.0	1	0	0	9	0	0	0	0	0	0	0	0	6-0	2-0	0	0.00	77	
Feb 17	vs NEBRASKA	*	7.0	10	4	4	5	0	2	0	0	0	0	0	0	6-4	3-0	0	1.47	105	
Feb 18	vs Arizona	*	7.0	7	6	6	2	17	3	0	2	1	0	0	0	2-6	3-1	0	2.89	121	
Feb 19	vs South Florida	*	7.0	7	1	1	0	15	1	0	0	1	0	0	0	4-1	4-1	0	2.33	112	
Feb 24	at Texas	*	8.0	7	5	4	1	7	1	0	2	2	0	0	0	6-5	5-1	0	2.56	121	
Feb 26	vs Abilene Christian	*	7.0	2	1	1	2	15	0	0	0	0	0	0	0	4-1	6-1	0	2.33	115	
Mar 03	NC STATE	*	7.0	2	0	0	1	10	0	0	0	0	0	0	0	7-0	7-1	0	2.04	96	
Mar 04	NC STATE	*	3.0	2	0	0	5	0	0	0	0	0	0	0	0	7-3	8-1	0	1.93	33	
Mar 05	NC STATE	*	6.0	3	1	1	9	0	0	1	0	0	0	0	0	10-1	9-1	0	1.86	87	
Mar 07	MOUNT ST. MARY'S-2	*	2.0	0	0	0	4	0	0	0	0	0	0	0	0	10-2	10-1	0	1.80	25	
Totals			9	66.0	45	18	17	8	103	5	0	7	5	0	1	0	70-23	10-1	0	1.80	-





GRACE CHAVEZ (SHAW-vez)

Senior | 5-9
C | R/R

West Career & Technical Academy
Las Vegas, Nev.

Major: English

28

CAREER HIGHS

Hits 2, 7x, last at George Washington (3/10/20)
Runs 2, 2x, last at George Washington (3/10/20)
RBIs 3, 3x, last vs. No. 13/14 Florida State [2] (2/20/21)
HRs 2 at George Washington (3/10/20)
Walks 2, 2x, last vs. No. 21/23 Northwestern (2/22/20)
Stolen Bases
Hitting Streak 11 games (3/16/19 - 4/6/19)

2023 GAME-BY-GAME STATS

Date	Opponent	Pos	AB	R	H	RBI	2B	3B	HR	BB	SB	CS	HBP	SAC	SF	GDP	K	PO	A	E	Avg	
Feb 9	vs East Carolina	ph	1	0	1	0	0	0	0	0	0	0	0	0	0	0	0	0	0	0	0	1.000
Feb 9	at UNCW	dh	4	0	0	0	0	0	0	0	0	0	0	0	0	0	2	0	0	0	0	.200
Feb 18	vs UCLA	ph	0	0	0	1	0	0	0	0	0	0	0	0	0	1	0	0	0	0	0	.200
Feb 19	vs South Florida	ph	1	0	0	0	0	0	0	0	0	0	0	0	0	0	0	0	0	0	0	.167
Feb 24	at Texas	ph	1	1	2	0	0	1	0	0	0	0	0	0	0	0	0	0	0	0	0	.286
Feb 25	at Texas	ph	1	0	0	0	0	0	0	0	0	0	0	0	0	0	0	0	0	0	0	.250
Mar 07	MOUNT ST. MARYS-1	ph	0	0	0	0	0	0	0	1	0	0	0	0	0	0	0	0	0	0	0	.250
Mar 07	MOUNT ST. MARYS-2	ph	1	0	0	0	0	0	0	0	0	0	0	0	0	0	0	0	0	0	0	.222
Mar 08	at Gardner-Webb	ph	1	1	1	0	0	1	0	0	0	0	0	0	0	0	0	0	0	0	0	.300
Totals		1gs	10	2	3	4	0	0	2	1	0	0	0	0	1	0	2	0	0	0	0	.300

On base pct. .333 • Slugging pct. .900



RACHEL CASTINE (Cas-TEEN)

Sophomore | 5-7
U | R/R

Greenbrier Christian Academy
Chesapeake, Va.

Major: Psychology

44

CAREER HIGHS

Hits 1, 5x, last vs. Mount St. Mary's (3/7/23)
Runs 2 at Longwood [Game 2] (3/22/22)
RBIs 3 at Longwood [Game 2] (3/22/22)
HRs 1 at Longwood [Game 2] (3/22/22)
Walks 1, 4x, last vs. Mount St. Mary's (3/7/23)
Stolen Bases
Hitting Streak 2 games, 2x, last (2/9/23 - 2/10/23)

2023 GAME-BY-GAME STATS

Date	Opponent	Pos	AB	R	H	RBI	2B	3B	HR	BB	SB	CS	HBP	SAC	SF	GDP	K	PO	A	E	Avg		
Feb 9	at UNCW	*ss	2	1	1	0	1	0	0	1	0	0	0	0	0	0	0	1	1	0	0	.500	
Feb 10	vs East Carolina	*3b	3	1	1	0	0	0	0	0	0	0	0	0	0	0	0	0	1	0	1	.400	
Feb 19	vs South Florida	*c	1	0	0	0	0	0	0	0	0	0	0	0	0	0	0	0	0	0	0	.333	
Feb 24	vs Abilene Christian	c	1	0	0	0	0	0	0	0	0	0	0	0	0	0	0	0	0	0	0	.286	
Feb 25	vs Texas Southern	c	0	0	0	0	0	0	0	0	0	0	0	0	0	0	0	0	0	0	0	.286	
Feb 26	vs Abilene Christian	*c	2	0	0	0	0	0	0	0	0	0	0	0	0	0	0	0	0	1	0	.222	
Mar 03	NC STATE	*c	3	0	0	0	0	0	0	0	0	0	0	0	0	0	0	0	0	10	0	.167	
Mar 04	NC STATE	*c	0	0	0	0	0	0	0	0	0	0	0	0	0	0	0	0	0	4	0	.167	
Mar 05	NC STATE	*c	0	0	0	0	0	0	0	0	0	0	0	0	0	0	0	0	0	9	0	.167	
Mar 07	MOUNT ST. MARYS-2	*3b	2	0	1	2	0	0	0	1	0	0	0	0	0	0	0	0	0	0	0	.214	
Mar 08	at Gardner-Webb	c	1	0	0	0	0	0	0	0	0	0	0	0	0	0	0	0	0	1	0	.230	
Totals		8gs	15	2	3	2	1	0	0	2	0	0	0	0	0	0	0	0	0	3	59	3	.267

On base pct. .294 • Slugging pct. .267





BRE PECK

Sophomore | 5-10
U | R/R

Spring-Ford HS
Royersford, Pa.

Major: University Studies

88

- 2022 NFCA Mid-Atlantic Region First Team
- 2022 All-ACC Second Team
- 2022 ACC All-Freshman Team
- 2022 VaSID First Team

CAREER HIGHS

Hits 4 at UCF (4/4/22)
 Runs 3, 2x, last vs. Florida State (4/9/22)
 RBIs 4 vs. Syracuse (3/13/22)
 HRs 2 vs. Syracuse (3/13/22)
 Walks 1, 15x, last vs. NC State (3/3/23)
 Stolen Bases 1, 3x, last vs. Saint Francis (5/20/22)
 Hitting Streak 6 games (5/3/22 - 5/21/22)
 Innings (High) 3.0 vs Purdue Fort Wayne (2/11/23)
 Strikeouts (High) 1, 2x, last vs. UCLA (2/11/23)
 Hits (Low) (Min. 5 IP)
 Runs (Low) (Min. 5 IP)
 Earned Runs (Low) (Min. 5 IP)
 Walks (Low) (Min. 5 IP)
 Number of Pitches (High) 42 vs. Purdue Fort Wayne (2/11/23)

2023 GAME-BY-GAME STATS

Date	Opponent	Pos	AB	R	H	RBI	2B	3B	HR	BB	SB	CS	HBP	SAC	SF	GDP	K	PO	A	E	Avg
Feb 9	vs East Carolina	*3b	2	2	1	3	0	0	1	1	0	0	0	0	0	0	0	2	0	0	.500
Feb 9	at UNCW	*3b	4	1	2	0	0	0	0	0	1	0	0	0	0	0	1	0	1	0	.500
Feb 10	at UNCW	*of/3b	4	2	2	1	0	0	1	0	0	0	0	0	0	0	2	2	0	0	.500
Feb 10	vs East Carolina	*of	4	0	1	0	0	0	0	0	0	0	0	0	0	0	1	5	0	0	.429
Feb 11	vs Purdue - Fort Wayn	*of	2	1	0	0	0	0	0	1	0	0	0	0	0	0	0	0	0	0	.375
Feb 17	vs Oklahoma State	*of/dh	4	1	2	1	0	0	1	0	0	0	0	0	0	0	0	1	2	0	.400
Feb 17	vs NEBRASKA	*of	4	1	1	1	0	0	1	0	0	0	0	0	0	0	1	0	0	0	.375
Feb 18	vs UCLA	*of	3	0	1	0	0	0	0	0	0	0	0	0	0	0	1	0	1	0	.370
Feb 18	vs Arizona	*of	3	0	0	0	0	0	0	0	0	0	0	0	0	0	0	1	0	0	.345
Feb 19	vs South Florida	*of	3	1	1	0	0	0	0	0	0	0	0	0	0	0	1	0	0	0	.344
Feb 24	vs Abilene Christian	*of	1	2	1	0	1	0	0	1	0	0	0	0	0	0	0	0	0	0	.364
Feb 24	at Texas	*of	4	1	0	0	0	0	0	0	0	0	0	0	0	0	0	0	0	0	.324
Mar 03	NC STATE	*of	2	2	1	0	0	0	1	0	0	0	0	0	0	0	1	3	0	0	.333
Mar 04	NC STATE	*of	3	0	0	0	0	0	0	0	0	0	0	0	0	0	0	2	2	0	.310
Mar 05	NC STATE	*of	2	0	0	0	0	0	0	0	0	0	0	0	0	0	0	2	0	0	.295
Mar 07	MOUNT ST. MARY'S-1	*of	2	0	0	0	0	0	0	0	0	0	0	0	0	0	0	1	0	0	.283
Mar 08	at Gardner-Webb	ph/dh	1	1	1	3	0	0	1	0	0	0	0	0	0	0	0	0	0	0	.298
Totals			16gs	47	16	14	9	2	1	5	5	0	1	0	0	0	11	18	4	0	.298

On base pct. .365 • Slugging pct. .702

#88 Bre Peck - 2 appearances (All games)

Date	Opponent	GS	IP	H	R	ER	BB	SO	2B	3B	HR	WP	BK	HBP	IBB	Score	W-L	Sv	ERA	NP
Feb 11	vs Purdue - Fort Wayn	*	3.0	2	0	0	0	1	0	0	0	0	0	0	0	9-0	1-0	0	0.00	42
Feb 18	vs UCLA	*	0.2	8	6	4	1	1	1	0	0	0	0	0	0	4-8	1-1	0	7.64	33
Totals		2	3.2	10	6	4	1	2	1	0	0	0	0	0	0	13-8	1-1	0	7.64	-



EMMA RITTER

Junior | 5-9
OF | R/R

John Carroll HS
Perryville, Md.

Major: Agribusiness Management

90

- 2023 USA Softball Top 50 Watch List for Player of the Year
- 2023 Preseason All-ACC Team
- 2022 NFCA Third Team All-American
- 2022 NFCA Mid-Atlantic Region First Team
- 2022 All-ACC First Team
- 2022 VaSID Player of the Year
- 2022 VaSID First Team

CAREER HIGHS

Hits 3, 9x, last vs. NC State (3/5/23)
 Runs 3, 4x, last at Gardner-Webb (3/8/23)
 RBIs 4, 2x, last vs. Syracuse [Game 1] (3/11/22)
 HRs 2 vs. Florida (5/27/22)
 Walks 2, 4x, last vs. Louisville (4/22/22)
 Stolen Bases 2, 6x, last vs. Saint Francis (5/20/22)
 Hitting Streak 11 games (2/19/23 - 3/8/23)

2023 GAME-BY-GAME STATS

Date	Opponent	Pos	AB	R	H	RBI	2B	3B	HR	BB	SB	CS	HBP	SAC	SF	GDP	K	PO	A	E	Avg
Feb 9	vs East Carolina	*of	3	0	0	0	0	0	0	0	0	0	0	0	0	0	0	1	0	0	.000
Feb 9	at UNCW	*of	4	1	2	2	1	0	1	0	0	0	0	0	0	0	0	0	0	0	.286
Feb 10	at UNCW	*of/of	3	1	2	0	1	0	0	0	0	0	0	0	0	0	0	1	0	0	.400
Feb 10	vs East Carolina	*of/of	4	1	1	1	0	1	0	1	0	0	0	0	0	0	0	0	1	0	.357
Feb 11	vs Purdue - Fort Wayn	*of/of	3	3	3	1	0	0	1	0	1	0	0	0	0	0	0	0	0	0	.471
Feb 17	vs Oklahoma State	*of/of	4	0	3	1	1	0	0	0	0	0	0	0	0	0	0	0	0	0	.524
Feb 17	vs NEBRASKA	*of	4	0	1	0	0	0	0	0	0	0	0	0	0	0	0	2	0	0	.480
Feb 18	vs UCLA	*of/of	3	0	1	0	0	0	0	0	0	0	0	1	0	0	0	0	2	0	.464
Feb 18	vs Arizona	*of	3	0	0	0	0	0	0	0	0	0	0	0	0	0	0	2	0	0	.419
Feb 19	vs South Florida	*of	4	1	1	1	0	0	0	0	0	0	0	0	0	0	0	0	1	0	.400
Feb 24	vs Abilene Christian	*of/of	2	1	1	1	1	0	0	1	1	0	0	0	0	0	0	0	0	0	.405
Feb 24	at Texas	*of	4	1	1	0	0	0	0	1	0	0	0	0	0	0	0	5	0	0	.390
Feb 25	vs Texas Southern	*of	3	2	2	2	0	1	1	0	0	0	0	0	0	0	0	2	0	0	.409
Feb 25	at Texas	*of	4	0	2	0	0	0	0	0	0	0	0	0	0	0	0	1	0	0	.417
Feb 26	vs Abilene Christian	*of	4	0	1	0	0	0	0	0	1	0	0	0	0	0	0	0	2	0	.404
Mar 03	NC STATE	*of	4	1	1	0	0	0	0	0	0	0	0	0	0	0	0	1	0	0	.393
Mar 04	NC STATE	*of	3	1	1	1	0	0	1	1	0	0	0	0	0	0	0	1	0	0	.360
Mar 05	NC STATE	*of	4	1	3	1	0	0	0	1	0	0	0	0	0	0	0	0	1	0	.413
Mar 07	MOUNT ST. MARY'S-1	*of	4	1	1	1	0	0	1	1	0	0	0	0	0	0	0	2	0	0	.403
Mar 08	at Gardner-Webb	*of	2	3	2	1	0	0	1	1	1	0	0	0	0	0	0	2	0	0	.420
Totals			20gs	69	18	29	13	4	2	6	3	7	0	1	0	0	0	27	0	0	.420

On base pct. .452 • Slugging pct. .797





CAMERON FAGAN (Faye-gin)

Junior | 5-8
IF | L/R

Dunnellon HS
Dunnellon, Fla.

Major: Agribusiness Management

97

- 2023 Preseason All-ACC Team
- 2022 NFCA Mid-Atlantic Region First Team
- 2022 All-ACC Second Team
- 2022 VaSID First Team
- 2022 Preseason All-ACC
- NFCA All Mid-Atlantic First Team
- Second-Team All-ACC
- ACC All-Freshman
- Schutt Sports/NFCA Division I Freshman of the Year Top 30
- 2021 VaSID First Team All-State

CAREER HIGHS

- Hits 4, 3x, last at Liberty (4/12/22)
- Runs 3, 4x, last vs. Miami OH (2/26/22)
- RBI 3, 2x, last vs. NC State (3/5/23)
- HRs 1, 14x, last at Gardner-Webb (3/8/23)
- Walks 2, 4x, last vs. Purdue Fort Wayne (2/11/23)
- Stolen Bases 2, 2x, last vs. Pitt [2] (3/20/21)
- Hitting Streak 14 games (3/13/21 - 5/1/21)

2023 GAME-BY-GAME STATS

Date	Opponent	Pos	AB	R	H	RBI	2B	3B	HR	BB	SB	CS	HBP	SAC	SF	GDP	K	PO	A	E	Avg
Feb 9	vs East Carolina	*2b	2	1	0	0	0	0	1	0	0	0	0	0	0	0	0	1	0	0	.000
Feb 9	at UNCW	*2b	4	1	2	2	0	1	0	0	0	0	0	0	0	0	1	3	0	0	.333
Feb 10	at UNCW	*2b	4	0	2	2	1	0	0	0	0	0	0	0	0	0	0	1	3	0	.400
Feb 10	vs East Carolina	*2b	3	0	0	0	0	0	1	0	0	0	0	0	0	0	0	2	3	0	.306
Feb 11	vs Purdue - Fort Wayn	*2b	1	2	1	1	1	0	2	0	0	0	0	0	0	0	0	0	1	4	.357
Feb 17	vs Oklahoma State	*2b	4	1	1	0	0	0	0	0	0	0	0	0	0	0	0	3	3	0	.333
Feb 17	vs NEBRASKA	*2b	4	2	3	0	0	0	0	0	0	0	0	0	0	0	0	2	2	0	.409
Feb 18	vs UCLA	*2b	3	0	0	0	0	0	1	0	0	0	0	0	0	0	1	2	0	0	.360
Feb 18	vs Arizona	*2b	3	0	1	0	0	0	0	0	0	0	0	0	0	0	0	0	0	0	.357
Feb 19	vs South Florida	*2b	3	0	2	1	0	0	0	0	0	0	0	0	0	0	0	1	0	0	.387
Feb 24	vs Abilene Christian	*2b	3	0	0	0	0	0	0	0	0	0	0	0	0	0	0	1	0	0	.353
Feb 24	at Texas	*2b	4	0	1	1	0	0	0	0	0	0	0	0	0	0	3	0	1	0	.342
Feb 25	vs Texas Southern	*2b	2	1	1	1	0	0	1	0	0	0	0	0	0	0	0	0	4	0	.350
Feb 25	at Texas	*2b	4	0	0	0	0	0	0	0	0	0	0	0	0	0	1	1	1	0	.318
Feb 26	vs Abilene Christian	*2b	2	0	0	0	0	0	1	1	0	0	0	0	0	0	0	0	0	0	.304
Mar 03	NC STATE	*2b	3	0	1	0	0	0	0	0	0	0	1	0	0	0	1	1	1	0	.306
Mar 04	NC STATE	*2b	4	0	2	0	0	0	0	0	0	0	0	0	0	0	1	2	1	0	.321
Mar 05	NC STATE	*2b	3	1	1	3	0	0	1	0	0	0	0	0	1	0	0	1	1	0	.321
Mar 07	MOUNT ST. MARYS-1	*2b	4	0	1	0	1	0	0	0	0	0	0	0	0	0	0	1	0	0	.317
Mar 08	at Gardner-Webb	*2b	3	2	2	2	0	1	0	0	0	0	0	0	0	0	0	0	2	0	.333
Totals		20gs	63	11	21	13	3	0	3	7	1	0	0	2	0	0	7	23	26	0	.333

On base pct. .400 • Slugging pct. .524



NCAA STATS

Batting Average (293 ranked)	31	3	0.317	Oklahoma	0.391	Clemson	0.367
Double Plays per Game (281 ranked)	145	8	0.24	NIU	0.73	Boston College	0.47
Doubles (293 ranked)	70	7	25	Florida St.	53	Florida St.	53
Doubles per Game (293 ranked)	118	7	1.19	Florida St.	2.30	Florida St.	2.30
Earned Run Average (293 ranked)	75	8	2.54	Tennessee	0.58	Clemson	0.71
Fielding Percentage (293 ranked)	25	3	0.977	Oklahoma	0.992	Clemson	0.987
Hit Batters (293 ranked)	3	1	2	Alabama A&M Hartford	1 1	Clemson Virginia Tech	2 2
Home Runs per game (285 ranked)	1	1	2.14	Virginia Tech	2.14	Virginia Tech	2.14
On Base Percentage (293 ranked)	54	6	0.383	Tennessee	0.493	Clemson	0.452
Scoring (293 ranked)	19	2	6.81	Tennessee	9.33	Clemson	7.45
Shutouts (180 ranked)	24	3	6	Auburn Tennessee	13	Clemson	9
Slugging Percentage (293 ranked)	3	1	0.622	Oklahoma	0.709	Virginia Tech	0.622
Stolen Bases per Game (292 ranked)	134	9	1.05	Nevada	4.21	Virginia	2.82
Strikeout-to-Walk Ratio (293 ranked)	5	1	7.09	Auburn	13.73	Virginia Tech	7.09
Triple Plays (1 ranked)				FGCU Texas Tech	1 1		
Triples per Game (253 ranked)	73	5	0.24	UC Santa Barbara	0.76	Florida St.	0.52
WL Percentage (288 ranked)	28	4	0.810	UCLA	0.958	Clemson	0.955
Walks (30 ranked)				Arkansas	104	Florida St.	103

Batting Average (149 ranked)	Emma Ritter	86	5	0.420	Sydney McKinney, Wichita St.	0.629	Valerie Cagle, Clemson	0.522
Caught Stealing By (19 ranked)					Logan Champion, Samford	11		
Doubles (25 ranked)					Mackenzie Donihoo, Tennessee	12	Kaley Mudge, Florida St. Hallie Wacaser, Florida St.	8 8
Doubles Per Game (144 ranked)					Mackenzie Donihoo, Tennessee	0.67	Hallie Wacaser, Florida St.	0.38
Earned Run Average (149 ranked)	Emma Lemley	148	12	1.80	NiJaree Canady, Stanford Nicole May, Oklahoma Lexie Delbrey, Florida	0.00 0.00 0.00	Valerie Cagle, Clemson	0.58
Hit Batters (13 ranked)					Lauren Narvaez, Eastern Ky. Autumn Pease, Minnesota	2 2		
Hit by Pitch per Game (143 ranked)					Grace Harvey, Lafayette	0.57	Carlii Kloss, Notre Dame Vanessa Miller, Louisville	0.50 0.50
Hits (140 ranked)	Emma Ritter Jayme Bailey	24 111	2 6	29 23	Sydney McKinney, Wichita St.	39	Valerie Cagle, Clemson	35
Hits Allowed Per Seven Innings (150 ranked)	Emma Lemley	114	11	4.77	NiJaree Canady, Stanford	1.43	Eden Bigham, Virginia	2.95
Home Runs (219 ranked)	Jayme Bailey Addy Greene Emma Ritter Bre Peck Kelsey Bennett Cameron Fagan Madison Hanson Emma Jackson Teagan Thrunk	33 33 33 57 112 219 219 219 219	4 4 4 9 17 21 21 21 21	6 6 6 5 4 3 3 3 3	Jordyn VanHook, Arizona St.	13	Valerie Cagle, Clemson	8
Home Runs Per Game (149 ranked)	Addy Greene Emma Ritter Bre Peck Jayme Bailey Kelsey Bennett	56 56 66 73 128	4 4 6 9 15	0.30 0.30 0.29 0.29 0.24	Jordyn VanHook, Arizona St.	0.72	Valerie Cagle, Clemson	0.36
Innings Pitched (29 ranked)	Emma Lemley	19	1	66.0	Isabella Smith, Campbell	85.0	Emma Lemley, Virginia Tech	66.0
On Base Percentage (148 ranked)					Rachel Becker, Oklahoma St.	0.672	Valerie Cagle, Clemson	0.590
RBI's (28 ranked)					Kristin Fifield, Grand Canyon	38	Valerie Cagle, Clemson	24
Runs Batted In Per Game (148 ranked)	Jayme Bailey	96	3	0.95	Kristin Fifield, Grand Canyon	1.65	Valerie Cagle, Clemson	1.09
Runs per Game (150 ranked)	Bre Peck Emma Ritter	80 106	4 7	0.94 0.90	Kiki Milloy, Tennessee	1.78	Maddie Moore, Clemson	1.23
Sacrifice Bunts per game (144 ranked)					Serena Herbranson, Alabama A&M	0.46	Bailey Drapola, Pittsburgh	0.29
Sacrifice Flies (54 ranked)	Kelsey Bennett Addy Greene	54 54	4 4	2 2	Haley Morgan, Tulsa	6	Ally Alexander, Louisville Mack Leonard, Florida St. Gisele Tapia, Duke	3 3 3
Saves (22 ranked)					Keira Bucher, Maryland Nicolette Picone, Coastal Carolina	6 6	Jenny Bressler, Virginia	3
Shutouts (10 ranked)	Emma Lemley	10	1	3	NiJaree Canady, Stanford Ruby Meylan, Washington Stephanie Schoonover, Kentucky	6 6 6	Emma Lemley, Virginia Tech Millie Thompson, Clemson	3 3
Slugging Percentage (296 ranked)	Emma Ritter Addy Greene Jayme Bailey Bre Peck Teagan Thrunk	43 69 97 125 280	4 7 9 14 22	0.797 0.764 0.733 0.702 0.596	Jordyn VanHook, Arizona St.	1.250	Valerie Cagle, Clemson	1.015
Stolen Bases (98 ranked)	Kelsey Brown	76	6	9	Chelie Senini, Nevada	26	Kelly Ayer, Virginia	15
Stolen Bases Per Game (138 ranked)	Kelsey Brown	92	6	0.47	Chelie Senini, Nevada	1.37	Kelly Ayer, Virginia	0.75
Strikeout-to-Walk Ratio (150 ranked)	Emma Lemley	14	2	12.88	Mia Burd, Cornell Lauren Card, Hartford Karlyn Pickens, Tennessee	0.00 0.00 0.00	Kathryn Sandercock, Florida St.	13.33
Strikeouts (150 ranked)	Emma Lemley Lyndsey Grein	5 99	1 6	103 47	Montana Fouts, Alabama	114	Emma Lemley, Virginia Tech	103
Strikeouts Per Seven Innings (150 ranked)	Emma Lemley	15	1	10.9	Donnie Gbourne, South Carolina	13.9	Emma Lemley, Virginia Tech	10.9
Total Bases (142 ranked)	Emma Ritter Jayme Bailey Addy Greene	12 54 74	2 7 11	55 44 42	Jordyn VanHook, Arizona St.	70	Valerie Cagle, Clemson	68
Toughest to Strike Out (148 ranked)	Jayme Bailey	99	7	20.0	Baylee Klingler, Washington	73.0	Abigail Knight, Boston College	59.0
Triples (11 ranked)					10 players tied	4	Kailyn Jones, Virginia	4
Triples Per Game (147 ranked)	Emma Ritter	114	8	0.10	Mackenzie Lala, Tennessee	0.21	Keira Jones, Virginia	0.18



SEASON STATS



VT Softball Overall Statistics for Virginia Tech (as of Mar 08, 2023) (All games Sorted by Batting avg)

Record: 17-4 Home: 5-0 Away: 4-1 Neutral: 8-3 Conference: 3-0

Player	avg	gp-gs	ab	r	h	2b	3b	hr	rbi	tb	slg%	bb	hp	so	gdp	ob%	sf	sh	sb-att	po	a	e	fld%
90 Emma Ritter	.420	20-20	69	18	29	4	2	6	13	55	.797	3	1	0	0	.452	0	0	7-7	27	0	0	1.000
14 Emma Jackson	.409	12-8	22	8	9	1	0	3	8	19	.864	3	0	2	0	.480	0	0	0-0	2	0	1	.667
2 Jayme Bailey	.383	21-21	60	16	23	1	1	6	20	44	.733	4	2	3	0	.433	1	0	3-3	104	2	0	1.000
6 Addy Greene	.364	20-19	55	15	20	2	1	6	16	42	.764	4	2	4	0	.413	2	0	0-0	18	4	2	.917
7 Teagan Thrunk	.362	20-20	47	16	17	2	0	3	13	28	.596	3	1	10	0	.404	1	0	1-2	16	30	5	.902
97 Cameron Fagan	.333	20-20	63	11	21	3	0	3	13	33	.524	7	0	7	0	.400	0	2	1-1	23	26	0	1.000
88 Bre Peck	.298	17-16	47	16	14	2	1	5	9	33	.702	5	0	11	0	.365	0	0	0-1	18	4	0	1.000
24 Morgan Overaitis	.267	17-8	30	7	8	4	0	2	5	18	.600	5	0	4	0	.371	0	0	0-0	4	0	0	1.000
8 Kelsey Bennett	.217	17-17	46	4	10	1	0	4	11	23	.500	1	0	4	0	.224	2	0	0-0	12	18	2	.938
11 Kylie Aldridge	.138	18-15	29	6	4	2	0	2	4	12	.414	10	0	3	1	.359	0	0	0-0	100	7	1	.991
16 Meredith Slaw	.100	14-5	20	1	2	1	0	0	1	3	.150	4	1	1	0	.280	0	0	0-0	5	0	0	1.000

20 Trinity Martin	1.000	4-0	1	2	1	0	0	0	1	1	1.000	1	0	0	0	1.000	0	0	0-0	0	0	0	.000
19 Madison Hanson	.333	11-7	18	3	6	1	0	3	8	16	.889	4	0	2	1	.435	1	0	0-0	0	0	0	.000
21 Kelsey Brown	.316	19-6	19	6	6	0	0	0	3	6	.316	0	0	1	0	.316	0	1	9-9	5	1	0	1.000
28 Grace Chavez	.300	9-1	10	2	3	0	0	2	4	9	.900	1	0	2	0	.333	1	0	0-0	0	0	0	.000
44 Rachel Castine	.200	11-8	15	2	3	1	0	0	2	4	.267	2	0	3	0	.294	0	0	0-0	59	3	1	.984
15 Emma Yates	.000	3-0	2	1	0	0	0	0	0	0	.000	0	0	0	0	.000	0	0	0-0	2	0	0	1.000
22 Maija Louko	.000	9-0	1	5	0	0	0	0	0	0	.000	0	0	0	0	.000	0	0	1-1	0	0	0	.000
12 Shanan Hester	.000	2-0	1	1	0	0	0	0	0	0	.000	0	0	0	0	.000	0	0	0-0	0	0	0	.000
5 Jenna Pearson	.000	9-0	1	3	0	0	0	0	0	0	.000	0	0	0	0	.000	0	0	0-0	0	0	0	.000
18 Lyndsey Grein	.000	9-8	0	0	0	0	0	0	0	0	.000	0	0	0	0	.000	0	0	0-0	1	7	0	1.000
17 Molly Jacobson	.000	5-2	0	0	0	0	0	0	0	0	.000	0	0	0	0	.000	0	0	0-0	0	4	0	1.000
27 Emma Lemley	.000	11-9	0	0	0	0	0	0	0	0	.000	0	0	0	0	.000	0	0	0-0	1	7	0	1.000
10 Megan Furr	.000	1-0	0	0	0	0	0	0	0	0	.000	1	0	0	0	1.000	0	0	0-0	0	0	0	.000
Totals	.317	21	556	143	176	25	5	45	131	346	.622	58	7	57	2	.383	8	3	22-24	397	113	12	.977
Opponents	.232	21	512	60	119	14	1	15	54	180	.352	23	2	163	2	.266	4	4	7-10	382	137	29	.947

LOB - Team (108), Opp (89). DPs turned - Team (5), Opp (6).

(All games Sorted by Earned run avg)

Player	era	w-l	app	gs	cg	sho	sv	ip	h	r	er	bb	so	2b	3b	hr	b/avg	wp	hp	bk	sfa	sha
17 Molly Jacobson	0.98	1-1	5	2	1	1/1	0	14.1	17	3	2	0	11	3	0	0	.293	0	0	0	0	1
27 Emma Lemley	1.80	10-1	11	9	9	3/0	0	66.0	45	18	17	8	103	5	0	7	.186	5	1	0	2	0
18 Lyndsey Grein	3.62	5-1	9	8	5	1/0	0	48.1	47	33	25	14	47	5	1	8	.246	3	1	0	2	3
88 Bre Peck	7.64	1-1	2	2	0	0/1	0	3.2	10	6	4	1	2	1	0	0	.476	0	0	0	0	0
Totals	2.54	17-4	21	21	15	6/1	0	132.1	119	60	48	23	163	14	1	15	.232	8	2	0	4	4
Opponents	6.38	4-17	21	21	5	0/0	0	127.1	176	143	116	58	57	25	5	45	.317	5	7	0	8	3

PB - Team (0), Opp (2). SBA/ATT - K. Aldridge (5-8), L. Grein (3-4), E. Lemley (3-4), R. Castine (2-2), B. Peck (1-1), M. Jacobson (0-1).

Player	c	po	a	e	fld%	dp	sba	csb	sba%	pb	ci
2 Jayme Bailey	106	104	2	0	1.000	5	0	0	.000	0	0
97 Cameron Fagan	49	23	26	0	1.000	4	0	0	.000	0	0
90 Emma Ritter	27	27	0	0	1.000	0	0	0	.000	0	0
88 Bre Peck	22	18	4	0	1.000	0	1	0	1.000	0	0
27 Emma Lemley	8	1	7	0	1.000	0	3	1	.750	0	0
18 Lyndsey Grein	8	1	7	0	1.000	0	3	1	.750	0	0
21 Kelsey Brown	6	5	1	0	1.000	0	0	0	.000	0	0
16 Meredith Slaw	5	5	0	0	1.000	0	0	0	.000	0	0
17 Molly Jacobson	4	0	4	0	1.000	0	0	1	.000	0	0
24 Morgan Overaitis	4	4	0	0	1.000	0	0	0	.000	0	0
15 Emma Yates	2	2	0	0	1.000	0	0	0	.000	0	0
11 Kylie Aldridge	108	100	7	1	.991	0	5	3	.625	0	0
44 Rachel Castine	63	59	3	1	.984	0	2	0	1.000	0	0
8 Kelsey Bennett	32	12	18	2	.938	1	0	0	.000	0	0
6 Addy Greene	24	18	4	2	.917	1	0	0	.000	0	0
7 Teagan Thrunk	51	16	30	5	.902	3	0	0	.000	0	0
14 Emma Jackson	3	2	0	1	.667	0	0	0	.000	0	0
19 Madison Hanson	0	0	0	0	.000	0	0	0	.000	0	0
12 Shanan Hester	0	0	0	0	.000	0	0	0	.000	0	0
28 Grace Chavez	0	0	0	0	.000	0	0	0	.000	0	0
10 Megan Furr	0	0	0	0	.000	0	0	0	.000	0	0
22 Maija Louko	0	0	0	0	.000	0	0	0	.000	0	0
5 Jenna Pearson	0	0	0	0	.000	0	0	0	.000	0	0
20 Trinity Martin	0	0	0	0	.000	0	0	0	.000	0	0
Totals	522	397	113	12	.977	5	7	3	.700	0	0



SITUATIONAL STATS



VT Softball Batting Analysis for Virginia Tech (as of Mar 09, 2023) (All games Sorted by Player Name)

Player	vs left			vs right			w/runners			w/bases empty			w/bases loaded			as leadoff			fly out	gnd out	fly/gnd
	h	ab	avg	h	ab	avg	h	ab	avg	h	ab	avg	h	ab	avg	h	ab	avg			
11 Kylie Aldridge	1	8	.125	3	21	.143	2	13	.154	2	16	.125	0	0	.000	3	5	.600	13	8	1.6
2 Jayme Bailey	5	14	.357	18	46	.391	15	30	.500	8	30	.267	0	2	.000	6	18	.333	23	12	1.9
8 Kelsey Bennett	2	10	.200	8	36	.222	4	21	.190	6	25	.240	1	1	1.000	4	6	.667	25	7	3.6
21 Kelsey Brown	2	2	1.000	4	17	.235	3	9	.333	3	10	.300	1	1	1.000	2	6	.333	5	6	0.8
44 Rachel Castine	1	4	.250	2	11	.182	2	8	.250	1	7	.143	1	3	.333	0	3	.000	8	1	8.0
28 Grace Chavez	2	3	.667	1	7	.143	2	5	.400	1	5	.200	0	0	.000	0	2	.000	5	1	5.0
97 Cameron Fagan	3	17	.176	18	46	.391	11	28	.393	10	35	.286	0	1	.000	2	8	.250	13	23	0.6
10 Megan Furr	0	0	.000	0	0	.000	0	0	.000	0	0	.000	0	0	.000	0	0	.000	0	0	0.0
6 Addy Greene	4	14	.286	16	41	.390	12	29	.414	8	26	.308	1	1	1.000	3	8	.375	14	16	0.9
19 Madison Hanson	2	4	.500	4	14	.286	3	10	.300	3	8	.375	0	1	.000	0	2	.000	3	7	0.4
12 Shanan Hester	0	0	.000	0	1	.000	0	0	.000	0	1	.000	0	0	.000	0	1	.000	1	0	99.9
14 Emma Jackson	1	4	.250	8	18	.444	4	13	.308	5	9	.556	0	0	.000	3	6	.500	5	6	0.8
22 Maija Louko	0	0	.000	0	1	.000	0	1	.000	0	0	.000	0	0	.000	0	0	.000	1	0	99.9
20 Trinity Martin	0	0	.000	1	1	1.000	1	1	1.000	0	0	.000	0	0	.000	0	0	.000	0	0	0.0
24 Morgan Overaitis	1	3	.333	7	27	.259	3	14	.214	5	16	.313	0	1	.000	3	8	.375	12	4	3.0
5 Jenna Pearson	0	0	.000	0	1	.000	0	0	.000	0	1	.000	0	0	.000	0	1	.000	0	1	0.0
88 Bre Peck	3	14	.214	11	33	.333	3	22	.136	11	25	.440	0	2	.000	5	9	.556	14	4	3.5
90 Emma Ritter	7	19	.368	22	50	.440	9	22	.409	20	47	.426	0	2	.000	10	27	.370	22	16	1.4
16 Meredith Slaw	0	1	.000	2	19	.105	2	10	.200	0	10	.000	0	1	.000	0	4	.000	6	11	0.5
7 Teagan Thrunck	4	11	.364	13	36	.361	8	20	.400	9	27	.333	2	4	.500	8	14	.571	6	13	0.5
15 Emma Yates	0	0	.000	0	2	.000	0	2	.000	0	0	.000	0	1	.000	0	1	.000	0	2	0.0
Totals	38	128	.297	138	428	.322	84	258	.326	92	298	.309	6	21	.286	49	128	.383	176	138	1.3
Opponents	0	0	.000	119	512	.232	52	205	.254	67	307	.218	3	7	.429	45	132	.341	120	106	1.1

Player	pinch hitting			w/runners in scoring pos			w/runner on 3rd and LT 2 out			with 2 outs			success adv runners			2- rns		rch	rch	kl	
	h	ab	avg	h	ab	avg	rbi	ops	pct	h	ab	avg	adv	ops	pct	rbi	w/out				
11 Kylie Aldridge	0	0	.000	0	3	.000	1	2	.500	1	7	.143	9	16	.563	1	5	3	0	1	1
2 Jayme Bailey	0	0	.000	11	22	.500	2	3	.667	6	19	.316	21	33	.636	7	5	12	0	1	0
8 Kelsey Bennett	0	0	.000	3	17	.176	4	6	.667	1	13	.077	9	24	.375	1	7	6	2	1	2
21 Kelsey Brown	0	2	.000	3	9	.333	1	1	1.000	2	6	.333	5	10	.500	1	3	4	2	0	0
44 Rachel Castine	0	0	.000	2	5	.400	1	3	.333	0	3	.000	2	8	.250	0	0	1	0	0	0
28 Grace Chavez	3	6	.500	1	3	.333	1	1	1.000	0	2	.000	4	7	.571	0	1	2	0	0	1
97 Cameron Fagan	0	0	.000	6	17	.353	2	4	.500	12	23	.522	16	31	.516	8	6	8	1	2	0
10 Megan Furr	0	0	.000	0	0	.000	0	0	.000	0	0	.000	1	1	1.000	0	0	0	0	0	0
6 Addy Greene	0	0	.000	4	12	.333	4	5	.800	4	18	.222	21	33	.636	3	4	5	3	0	0
19 Madison Hanson	1	3	.333	1	6	.167	3	3	1.000	2	6	.333	6	11	.545	3	3	3	1	3	0
12 Shanan Hester	0	1	.000	0	0	.000	0	0	.000	0	0	.000	0	0	.000	0	0	0	0	0	0
14 Emma Jackson	0	1	.000	3	10	.300	2	2	1.000	2	6	.333	10	15	.667	4	4	4	0	1	0
22 Maija Louko	0	1	.000	0	1	.000	0	0	.000	0	0	.000	0	1	.000	0	0	0	0	0	0
20 Trinity Martin	0	0	.000	0	0	.000	0	0	.000	0	0	.000	2	2	1.000	1	0	0	0	0	0
24 Morgan Overaitis	3	9	.333	1	9	.111	1	1	1.000	1	10	.100	5	14	.357	1	3	6	2	0	0
5 Jenna Pearson	0	0	.000	0	0	.000	0	0	.000	0	0	.000	0	0	.000	0	0	0	0	0	0
88 Bre Peck	1	1	1.000	2	14	.143	0	1	.000	4	18	.222	7	24	.292	0	0	19	4	0	2
90 Emma Ritter	0	0	.000	6	18	.333	1	2	.500	9	22	.409	13	23	.565	4	0	15	1	2	0
16 Meredith Slaw	0	6	.000	1	7	.143	0	1	.000	0	7	.000	6	11	.545	0	3	4	0	0	0
7 Teagan Thrunck	0	0	.000	7	14	.500	4	7	.571	4	14	.286	13	21	.619	4	5	7	2	4	1
15 Emma Yates	0	1	.000	0	2	.000	0	0	.000	0	2	.000	0	2	.000	0	0	4	0	0	0
Totals	8	31	.258	51	169	.302	27	42	.643	48	176	.273	150	287	.523	38	49	108	18	15	7
Opponents	3	19	.158	26	112	.232	10	29	.345	33	164	.201	81	219	.370	17	23	89	7	10	31

Success Advancing Runners = percentage of times the batter advanced at least one runner during a plate appearance
 #Rnrs Adv w/Out = TOTAL number of runners advanced when the player made an out



SITUATIONAL STATS




VT Softball
Pitching Analysis for Virginia Tech (as of Mar 09, 2023)
(All games Sorted by Player Name)

Player	vs left			vs right			w/runners			w/bases empty			vs leadoff			with 2 outs			fly	gnd	fly/	
	h	ab	avg	h	ab	avg	h	ab	avg	h	ab	avg	rch	ops	pct	h	ab	avg	out	out	gnd	gdp
18 Lyndsey Grein	20	67	.299	27	124	.218	23	89	.258	24	102	.235	20	48	.417	13	61	.213	50	46	1.1	0
17 Molly Jacobson	2	10	.200	15	48	.313	5	19	.263	12	39	.308	6	16	.375	8	24	.333	5	24	0.2	1
27 Emma Lemley	22	83	.265	23	159	.145	17	84	.202	28	158	.177	18	64	.281	11	76	.145	62	31	2.0	1
88 Bre Peck	6	11	.545	4	10	.400	7	13	.538	3	8	.375	1	4	.250	1	3	.333	3	5	0.6	0
Totals	50	171	.292	69	341	.202	52	205	.254	67	307	.218	45	132	.341	33	164	.201	120	106	1.1	2
Opponents	62	217	.286	114	339	.336	84	258	.326	92	298	.309	49	128	.383	48	176	.273	176	138	1.3	2


Player	app	gs	ip/app	*h/g	*r/g	*er/g	*bb/g	*so/g	k/bb	*2b/g	*3b/g	*hr/g	*fo/g	*go/g	*bf/g	sba	att	pct
18 Lyndsey Grein	9	8	5.37	6.81	4.78	3.62	2.03	6.81	3.4	0.72	0.14	1.16	7.24	6.66	30.56	3	4	.750
17 Molly Jacobson	5	2	2.87	8.30	1.47	0.98	0.00	5.37	99.0	1.47	0.00	0.00	2.44	11.72	28.81	0	1	.000
27 Emma Lemley	11	9	6.00	4.77	1.91	1.80	0.85	10.92	12.9	0.53	0.00	0.74	6.58	3.29	26.83	3	4	.750
88 Bre Peck	2	2	1.83	19.09	11.45	7.64	1.91	3.82	2.0	1.91	0.00	0.00	5.73	9.55	42.00	1	1	1.000
Totals	21	21	6.30	6.29	3.17	2.54	1.22	8.62	7.1	0.74	0.05	0.79	6.35	5.61	28.83	7	10	.700
Opponents	21	21	6.06	9.68	7.86	6.38	3.19	3.13	1.0	1.37	0.27	2.47	9.68	7.59	34.74	22	24	.917

* = average based on 7-inning game






2 Jayme BAILEY U | 5-5 | Sr. Scott Depot, W.Va. JAY-me
 5 Jenna PEARSON U | 5-8 | R-So. North Stafford, Va.
 6 Addy GREENE OF | 5-9 | Jr. Suffolk, Va.
 7 Teagan THRUNK IF | 5-8 | Fr. Point Pleasant, N.J. Tee-gan
 8 Kelsey BENNETT IF | 5-5 | Sr. Buford, Ga.
 10 Megan FURR OF | 5-7 | Fr. Centreville, Va.
 11 Kylie ALDRIDGE C | 5-11 | Fr. Fayetteville, N.C. All-dridge



12 Shanan Hester UT | 5-6 | Gr. Wendell, N.C. Shanan (Shannon)
 13 Payton LIST P | 5-11 | Fr. Beaver, Pa.
 14 Emma JACKSON OF | 5-8 | Fr. Chincoteague, Va.
 15 Emma YATES C | 5-6 | Jr. Fairfax Station, Va.
 16 Meredith SLAW IF | 5-11 | Sr. Warsaw, Va.
 17 Molly JACOBSON P | 6-0 | R-So. Waukee, Iowa
 18 Lyndsey GREIN P | 5-7 | Fr. Mokena, Ill. Grein (rhymes w/ pine)



19 Madison HANSON IF | 5-11 | Jr. Smithfield, Va.
 20 Trinity MARTIN OF | 5-8 | Fr. Nathalie, Va.
 21 Kelsey BROWN OF | 5-6 | Sr. Haymarket, Va.
 22 Maija LOUKO IF | 5-7 | Jr. Reston, Va. MAI-ah LOO-koh
 24 Morgan OVERAITIS OF | 5-4 | Sr. Canton, Mich. OH-ver-EYE-tis
 27 Emma LEMLEY P | 5-6 | So. Forest, Va.
 28 Grace CHAVEZ C | 5-9 | Sr. Las Vegas, Nev. SHAW-vez



44 Rachel CASTINE U | 5-9 | So. Chesapeake, Va. Cas-TEEN
 88 Bre PECK U | 5-10 | So. Royersford, Pa.
 90 Emma RITTER OF | 5-9 | Jr. Perryville, Md.
 97 Cameron FAGAN IF | 5-8 | Jr. Dunnellon, Fla. Faye-gin



Pete D'AMOUR Head Coach Fifth Season Duh-More
 Doug GILLIS Assistant Coach Fifth Season
 Mike LEWIS Assistant Coach Third Season
 Mackenzie LAWTER Student Assistant Coach First Season

