



Officials: Clarence Armstrong, Ron Groover, Jemel Spearman

Virginia Tech - 77

Record: 19-14

NO.	Name	F	Min	FG	3P	FT	Rebounds			Fouls		TP	AS	TO	ST	Blocks		+/-
				M-A	M-A	M-A	OR	DR	TOT	PF	FD					BS	BA	
21	Grant Basile	F	25:10	4-7	0-2	3-4	0	1	1	4	3	11	1	1	1	0	1	-23
25	Justyn Mutts	F	22:41	6-10	0-1	3-4	2	3	5	3	6	15	3	4	0	1	1	-12
0	Hunter Cattoor	G	32:15	3-10	1-6	2-2	0	2	2	2	2	9	1	2	1	0	0	-20
2	MJ Collins	G	32:54	1-4	0-1	0-0	0	1	1	0	0	2	2	0	1	0	0	-18
3	Sean Pedulla	G	33:06	3-10	3-6	0-0	0	3	3	2	1	9	4	3	0	0	1	-19
34	Mylyjael Poteat		11:11	1-1	0-0	6-7	1	2	3	2	6	8	2	0	0	0	0	3
1	Rodney Rice		18:34	5-7	5-7	2-2	0	3	3	0	1	17	0	1	1	0	0	-3
15	Lynn Kidd		20:33	3-4	0-0	0-0	0	2	2	0	0	6	1	0	0	1	0	-9
11	John Camden		02:21	0-1	0-1	0-0	0	0	0	0	0	0	0	0	0	0	0	-2
10	Camden Johnson		00:25	0-0	0-0	0-0	0	0	0	0	0	0	0	0	0	0	0	1
14	Owyn Dawyot		00:25	0-0	0-0	0-0	0	0	0	0	0	0	0	0	0	0	0	1
33	Michael Ward		00:25	0-0	0-0	0-0	0	0	0	0	0	0	0	0	0	0	0	1
Team							3	0	3			0		1				
Totals				26-54	9-24	16-19	6	17	23	13	19	77	14	12	4	2	3	-20

Shooting By Period		
1 st FG%	8-25	32.0%
3PT%	1-8	12.5%
FT%	9-10	90%
2 nd FG%	18-29	62.1%
3PT%	8-16	50.0%
FT%	7-9	77.8%
GM FG%	26-54	48.1%
3PT%	9-24	37.5%
FT%	16-19	84.2%

Dead Ball Rebounds: 1, 0

Technical Fouls::NONE

NC State - 97

Record: 23-9

NO.	Name	F	Min	FG	3P	FT	Rebounds			Fouls		TP	AS	TO	ST	Blocks		+/-
				M-A	M-A	M-A	OR	DR	TOT	PF	FD					BS	BA	
23	Greg Gantt	F	13:35	2-2	0-0	0-0	2	0	2	1	0	4	3	0	1	0	0	22
30	D.J. Burns Jr.	F	15:25	1-2	0-0	1-2	1	0	1	4	4	3	2	4	1	1	0	7
0	Terquavion Smith	G	37:39	11-13	5-7	3-5	1	7	8	1	4	30	3	1	1	0	0	18
1	Jarkel Joiner	G	33:41	8-15	2-4	2-2	0	7	7	1	2	20	10	0	1	0	1	19
14	Casey Morsell	G	36:03	2-7	1-5	1-2	1	1	2	0	2	6	1	0	1	0	0	23
5	Jack Clark		18:43	5-8	1-4	0-0	0	1	1	5	0	11	0	0	0	0	0	-2
21	Ebenezer Dowuona		23:33	5-7	0-0	1-1	2	3	5	4	1	11	0	1	0	2	0	13
10	Breon Pass		08:26	2-4	2-3	0-0	0	0	0	1	0	6	0	0	0	0	0	-1
24	Ernest Ross		08:54	2-4	0-1	0-0	1	3	4	2	0	4	0	2	0	0	1	3
4	LJ Thomas		02:21	1-1	0-0	0-0	0	0	0	0	0	2	0	0	0	0	0	2
12	Chase Graham		00:25	0-0	0-0	0-0	0	0	0	0	0	0	0	0	0	0	0	-1
13	KJ Keatts		00:25	0-0	0-0	0-0	0	0	0	0	0	0	0	0	0	0	0	-1
20	Alex Nunnally		00:25	0-0	0-0	0-0	0	0	0	0	0	0	0	0	0	0	0	-1
22	Jordan Snell		00:25	0-0	0-0	0-0	0	0	0	0	0	0	0	0	0	0	0	-1
Team							1	2	3			0		0				
Totals				39-63	11-24	8-12	9	24	33	19	13	97	19	8	5	3	2	20

Shooting By Period		
1 st FG%	21-33	63.6%
3PT%	7-13	53.8%
FT%	4-8	50%
2 nd FG%	18-30	60.0%
3PT%	4-11	36.4%
FT%	4-4	100%
GM FG%	39-63	61.9%
3PT%	11-24	45.8%
FT%	8-12	66.7%

Dead Ball Rebounds: 2, 0

Technical Fouls::NONE

	VT	NCS
Biggest lead	0 (1 st 20:00)	29 (2 nd 19:41)
Best Scoring Run	7 (2 nd 3:47)	14 (2 nd 19:41)
Lead Changes	0	
Times Tied	0	
Time with Lead	00:00	39:39

Points from	VT	NCS
Turnovers	10	17
Paint	32	46
Second Chance	10	15
Fast Breaks	5	15
Bench	31	34

	Period by Period Scoring		
	1st	2nd	TOT
VT	26	51	77
NCS	53	44	97



Period 1

Quarter Starters:

NCS	0 Smith T	1 Joiner J	14 Morsell C	23 Gantt G	30 Burns Jr. D
VT	0 Cattoor H	2 Collins M	3 Pedulla S	21 Basile G	25 Mutts J

Game Time	NCS	Score	Diff	VT
20:00	30 BURNS JR. D jumpball lost			21 BASILE G jumpball won
19:46				0 CATTOOR H 3pt FG , jump shot missed
19:42	0 SMITH T defensive rebound (1)			
19:39	0 SMITH T 3pt FG , jump shot made (3)	3-0	3	
19:19		3-2	1	25 MUTTS J 2pt FG in the paint, layup made (2)
19:19				0 CATTOOR H assist (1)
19:02	30 BURNS JR. D foul drawn (1)			25 MUTTS J foul shooting (1 - 1)
19:02	30 BURNS JR. D free throw 1 - 2 made (1)	4-2	2	
19:02	30 BURNS JR. D free throw 2 - 2 missed			
19:02				25 MUTTS J defensive rebound (1)
18:49				3 PEDULLA S 2pt FG outside the paint, jump shot missed
18:46	0 SMITH T defensive rebound (2)			
18:32	30 BURNS JR. D 2pt FG in the paint, floating jump shot missed			
18:28				25 MUTTS J defensive rebound (2)
18:18				0 CATTOOR H 2pt FG in the paint, driving layup missed
18:16	14 MORSELL C defensive rebound (1)			
18:12	0 SMITH T 2pt FG fast break in the paint, layup made (5)	6-2	4	
17:47				25 MUTTS J 2pt FG in the paint, layup blocked
17:47	30 BURNS JR. D block (1)			
17:44	1 JOINER J defensive rebound (1)			
17:37	23 GANTT G 2pt FG in the paint, layup made (2)	8-2	6	
17:37	1 JOINER J assist (1)			
17:13		8-4	4	2 COLLINS M 2pt FG outside the paint, pull up jump shot made (2)
16:49	30 BURNS JR. D turnover lost ball (1)			21 BASILE G steal (1)
16:37	0 SMITH T steal (1)			25 MUTTS J turnover bad pass (1)
16:31	0 SMITH T 3pt FG from turnover, jump shot missed			
16:28				25 MUTTS J defensive rebound (3)
16:11	30 BURNS JR. D steal (1)			3 PEDULLA S turnover bad pass (1)
16:08	1 JOINER J 2pt FG fast break from turnover in the paint, layup made (2)	10-4	6	
16:08	23 GANTT G assist (1)			
15:51				2 COLLINS M 3pt FG , jump shot missed
15:48	1 JOINER J defensive rebound (2)			
15:41	1 JOINER J 3pt FG , jump shot made (5)	13-4	9	
15:22		13-6	7	21 BASILE G 2pt FG in the paint, layup made (2)
15:22				25 MUTTS J assist (1)
15:22	0 SMITH T foul shooting (1 - 1)			21 BASILE G foul drawn (1)
15:22	Timeout media			
15:22	23 GANTT G substitution out			
15:22	30 BURNS JR. D substitution out			
15:22	5 CLARK J substitution in			
15:22	21 DOWUONA E substitution in			
15:22		13-7	6	21 BASILE G free throw 1 - 1 made (3)



Official Basketball Play by Play - First Half
Virginia Tech at NC State
 03/08/23 Greensboro Coliseum, Greensboro, NC
 2023 New York Life ACC Men's Basketball Tournament

Game Time: 9:30 PM
Game Duration: 1:52
Attendance: 17,685

Officials: Clarence Armstrong, Ron Groover, Jemel Spearman

Game Time	NCS	Score	Diff	VT
15:05	0 SMITH T 3pt FG , jump shot made (8)	16-7	9	
15:05	1 JOINER J assist (2)			
14:36		16-10	6	3 PEDULLA S 3pt FG , step back jump shot made (3)
14:36				21 BASILE G assist (1)
14:04	21 DOWUONA E 2pt FG in the paint, dunk, made (2)	18-10	8	
14:04	1 JOINER J assist (3)			
13:47	5 CLARK J foul personal (1 - 2)			25 MUTTS J foul drawn (1)
13:47				21 BASILE G substitution out
13:47				34 POTEAT M substitution in
13:39				3 PEDULLA S 3pt FG , jump shot missed
13:36	21 DOWUONA E defensive rebound (1)			
13:29	21 DOWUONA E 2pt FG in the paint, layup made (4)	20-10	10	
13:29	0 SMITH T assist (1)			
13:07	21 DOWUONA E foul shooting (1 - 3)			34 POTEAT M foul drawn (1)
13:07		20-11	9	34 POTEAT M free throw 1 - 2 made (1)
13:07	1 JOINER J substitution out			
13:07	10 PASS B substitution in			
13:07				2 COLLINS M substitution out
13:07				1 RICE R substitution in
13:07		20-12	8	34 POTEAT M free throw 2 - 2 made (2)
13:07	21 DOWUONA E substitution out			
13:07	30 BURNS JR. D substitution in			
12:54	5 CLARK J 3pt FG , jump shot missed			
12:50	30 BURNS JR. D offensive rebound (1)			
12:46	14 MORSELL C foul drawn (1)			3 PEDULLA S foul shooting (1 - 2)
12:46	14 MORSELL C free throw 1 - 2 made (1)	21-12	9	
12:46	14 MORSELL C free throw 2 - 2 missed			
12:46				34 POTEAT M defensive rebound (1)
12:29	10 PASS B foul personal (1 - 4)			0 CATTOOR H foul drawn (1)
12:21				3 PEDULLA S 2pt FG in the paint, layup missed
12:18	0 SMITH T defensive rebound (3)			
12:14	0 SMITH T 2pt FG fast break in the paint, layup made (10)	23-12	11	
11:49				0 CATTOOR H turnover travel (1)
11:49	Timeout media			
11:49	14 MORSELL C substitution out			
11:49	1 JOINER J substitution in			
11:31	30 BURNS JR. D foul offensive (1 - 5)			25 MUTTS J foul drawn (2)
11:31	30 BURNS JR. D turnover offensive (2)			
11:10				25 MUTTS J 2pt FG from turnover in the paint, hook shot missed
11:08				25 MUTTS J offensive rebound (4)
11:08	30 BURNS JR. D foul shooting (2 - 6)			25 MUTTS J foul drawn (3)
11:08		23-13	10	25 MUTTS J free throw 1 - 2 made (3)
11:08	10 PASS B substitution out			
11:08	30 BURNS JR. D substitution out			
11:08	14 MORSELL C substitution in			
11:08	21 DOWUONA E substitution in			
11:08				3 PEDULLA S substitution out
11:08				34 POTEAT M substitution out
11:08				2 COLLINS M substitution in



Official Basketball Play by Play - First Half
Virginia Tech at NC State
 03/08/23 Greensboro Coliseum, Greensboro, NC
 2023 New York Life ACC Men's Basketball Tournament

Game Time: 9:30 PM
Game Duration: 1:52
Attendance: 17,685

Officials: Clarence Armstrong, Ron Groover, Jemel Spearman

Game Time	NCS	Score	Diff	VT
11:08				15 KIDD L substitution in
11:08		23-14	9	25 MUTTS J free throw 2 - 2 made (4)
11:08				25 MUTTS J substitution out
11:08				21 BASILE G substitution in
10:48	14 MORSELL C 2pt FG in the paint, layup missed			
10:46				15 KIDD L defensive rebound (1)
10:32				15 KIDD L 2pt FG in the paint, layup missed
10:30				offensive rebound (7)
10:11				21 BASILE G 3pt FG second chance, jump shot missed
10:08	5 CLARK J defensive rebound (1)			
09:56	1 JOINER J 2pt FG in the paint, jump shot missed			
09:53				1 RICE R defensive rebound (1)
09:34				0 CATTOOR H 2pt FG in the paint, floating jump shot missed
09:32	21 DOWUONA E defensive rebound (2)			
09:27	0 SMITH T 3pt FG , jump shot made (13)	26-14	12	
09:15	1 JOINER J foul personal (1 - 7)			1 RICE R foul drawn (1)
09:15	5 CLARK J substitution out			
09:15	23 GANTT G substitution in			
09:15		26-15	11	1 RICE R 1&1 free throw 1 made (1)
09:15				0 CATTOOR H substitution out
09:15				3 PEDULLA S substitution in
09:15		26-16	10	1 RICE R 1&1 free throw 2 made (2)
08:49	0 SMITH T 2pt FG outside the paint, floating jump shot made (15)	28-16	12	
08:27				2 COLLINS M 2pt FG in the paint, turnaround jump shot missed
08:24	1 JOINER J defensive rebound (3)			
08:17	14 MORSELL C 3pt FG , jump shot made (4)	31-16	15	
08:17	1 JOINER J assist (4)			
08:15				Timeout 30 Sec
08:15				Timeout media
08:15				1 RICE R substitution out
08:15				21 BASILE G substitution out
08:15				0 CATTOOR H substitution in
08:15				25 MUTTS J substitution in
07:48		31-18	13	25 MUTTS J 2pt FG in the paint, layup made (6)
07:29	21 DOWUONA E 2pt FG in the paint, layup missed			
07:26				0 CATTOOR H defensive rebound (1)
07:13		31-20	11	15 KIDD L 2pt FG in the paint, layup made (2)
07:13				25 MUTTS J assist (2)
06:56	14 MORSELL C 3pt FG , jump shot missed			
06:53				2 COLLINS M defensive rebound (1)
06:33	14 MORSELL C steal (1)			25 MUTTS J turnover lost ball (2)
06:30	1 JOINER J 2pt FG fast break from turnover in the paint, layup made (7)	33-20	13	
06:30	0 SMITH T assist (2)			
06:23		33-22	11	15 KIDD L 2pt FG fast break in the paint, alleyoop made (4)
06:23				3 PEDULLA S assist (1)
06:10	1 JOINER J 2pt FG outside the paint, step back jump shot made (9)	35-22	13	
05:49	0 SMITH T foul drawn (1)			25 MUTTS J foul offensive (2 - 3)



Game Time	NCS	Score	Diff	VT
05:49				25 MUTTS J turnover offensive (3)
05:49	21 DOWUONA E substitution out			
05:49	5 CLARK J substitution in			
05:49				25 MUTTS J substitution out
05:49				21 BASILE G substitution in
05:25	0 SMITH T foul drawn (2)			0 CATTOOR H foul shooting (1 - 4)
05:24	0 SMITH T free throw 1 - 3 missed			
05:24	offensive dead ball rebound (1)			
05:24	0 SMITH T free throw 2 - 3 missed			
05:24	offensive dead ball rebound (2)			
05:24	0 SMITH T free throw 3 - 3 made (16)	36-22	14	
05:12	5 CLARK J foul personal (2 - 8)			0 CATTOOR H foul drawn (2)
05:12	5 CLARK J substitution out			
05:12	21 DOWUONA E substitution in			
05:12		36-23	13	0 CATTOOR H 1&1 free throw 1 made (1)
05:12		36-24	12	0 CATTOOR H 1&1 free throw 2 made (2)
04:53	1 JOINER J 3pt FG , jump shot missed			
04:50	offensive rebound (12)			
04:42	0 SMITH T 3pt FG second chance, jump shot missed			
04:38	23 GANTT G offensive rebound (1)			
04:36	21 DOWUONA E 2pt FG second chance in the paint, dunk, made (6)	38-24	14	
04:36	23 GANTT G assist (2)			
04:14				21 BASILE G turnover travel (1)
03:57	1 JOINER J 3pt FG from turnover, step back jump shot made (12)	41-24	17	
03:35		41-26	15	21 BASILE G 2pt FG in the paint, layup made (5)
03:35				2 COLLINS M assist (1)
03:09	1 JOINER J 3pt FG , step back jump shot missed			
03:06				3 PEDULLA S defensive rebound (1)
03:01				3 PEDULLA S 2pt FG in the paint, driving layup blocked
03:01	21 DOWUONA E block (1)			
02:58	1 JOINER J defensive rebound (4)			
02:55	0 SMITH T 3pt FG fast break, jump shot made (19)	44-26	18	
02:55	1 JOINER J assist (5)			
02:39				0 CATTOOR H 3pt FG , jump shot missed
02:35	0 SMITH T defensive rebound (4)			
02:19	14 MORSELL C foul drawn (2)			0 CATTOOR H foul personal (2 - 5)
02:19	Timeout media			
02:19				15 KIDD L substitution out
02:19				25 MUTTS J substitution in
02:12	21 DOWUONA E 2pt FG in the paint, layup made (8)	46-26	20	
02:12	23 GANTT G assist (3)			
02:12	21 DOWUONA E foul drawn (1)			21 BASILE G foul shooting (1 - 6)
02:12	21 DOWUONA E free throw 1 - 1 made (9)	47-26	21	
01:57				21 BASILE G 2pt FG in the paint, layup blocked
01:57	21 DOWUONA E block (2)			
01:54	1 JOINER J defensive rebound (5)			
01:52	1 JOINER J 2pt FG in the paint, layup missed			
01:52	21 DOWUONA E offensive rebound (3)			



Official Basketball Play by Play - First Half
Virginia Tech at NC State
 03/08/23 Greensboro Coliseum, Greensboro, NC
 2023 New York Life ACC Men's Basketball Tournament

Game Time: 9:30 PM
Game Duration: 1:52
Attendance: 17,685

Officials: Clarence Armstrong, Ron Groover, Jemel Spearman

Game Time	NCS	Score	Diff	VT
01:43	21 DOWUONA E 2pt FG second chance in the paint, layup made (11)	49-26	23	
01:30				0 CATTOOR H 3pt FG , jump shot missed
01:27	0 SMITH T defensive rebound (5)			
01:17	0 SMITH T turnover bad pass (1)			
01:05	23 GANTT G foul personal (1 - 9)			25 MUTTS J foul drawn (4)
01:05				25 MUTTS J 1&1 free throw 1 missed
01:04	defensive rebound (19)			
00:45	1 JOINER J 2pt FG outside the paint, pull up jump shot missed			
00:40	23 GANTT G offensive rebound (2)			
00:40	23 GANTT G 2pt FG second chance in the paint, layup made (4)	51-26	25	
00:22	23 GANTT G steal (1)			25 MUTTS J turnover lost ball (4)
00:18	1 JOINER J 2pt FG fast break from turnover in the paint, layup made (14)	53-26	27	
00:18	0 SMITH T assist (3)			
00:18	23 GANTT G substitution out			
00:18	24 ROSS E substitution in			
00:02				3 PEDULLA S 3pt FG , jump shot missed
00:00	24 ROSS E defensive rebound (1)			
END OF PERIOD				
NCS 53-26 VT				



Virginia Tech at NC State

03/08/23 Greensboro Coliseum, Greensboro, NC
2023 New York Life ACC Men's Basketball Tournament

Game Time: 9:30 PM
Game Duration: 1:52
Attendance: 17,685

Officials: Clarence Armstrong, Ron Groover, Jemel Spearman

Virginia Tech - 26

Box score table for Virginia Tech with columns for player name, minutes, FG, 3P, FT, Rebounds, Fouls, TP, AS, TO, ST, Blocks, +/-, and Totals.

Shooting By Period table for Virginia Tech showing 1st FG%, 3PT%, FT%, GM FG%, 3PT%, and FT% with shot counts and percentages.

Dead Ball Rebounds: 0, 0

Technical Fouls::NONE

NC State - 53

Box score table for NC State with columns for player name, minutes, FG, 3P, FT, Rebounds, Fouls, TP, AS, TO, ST, Blocks, +/-, and Totals.

Shooting By Period table for NC State showing 1st FG%, 3PT%, FT%, GM FG%, 3PT%, and FT% with shot counts and percentages.

Dead Ball Rebounds: 2, 0

Technical Fouls::NONE

Summary table comparing Virginia Tech (VT) and NC State (NCS) on metrics like Biggest lead, Best Scoring Run, Lead Changes, Times Tied, and Time with Lead.

Summary table comparing Virginia Tech (VT) and NC State (NCS) on metrics like Points from, Turnovers, Paint, Second Chance, Fast Breaks, and Bench.

Period by Period Scoring table showing scores for VT and NCS in the 1st, 2nd, and Total periods.



Period 2

Quarter Starters:

NCS	0 Smith T	1 Joiner J	5 Clark J	14 Morsell C	30 Burns Jr. D
VT	0 Cattoor H	2 Collins M	3 Pedulla S	21 Basile G	25 Mutts J

Game Time	NCS	Score	Diff	VT
20:00	21 DOWUONA E substitution out			
20:00	24 ROSS E substitution out			
20:00	5 CLARK J substitution in			
20:00	30 BURNS JR. D substitution in			
19:43	30 BURNS JR. D foul drawn (2)			21 BASILE G foul personal (2 - 1)
19:41	0 SMITH T 2pt FG outside the paint, floating jump shot made (21)	55-26	29	
19:41	1 JOINER J assist (6)			
19:14		55-28	27	21 BASILE G 2pt FG in the paint, layup made (7)
19:14				2 COLLINS M assist (2)
19:14	5 CLARK J foul shooting (3 - 1)			21 BASILE G foul drawn (2)
19:14		55-29	26	21 BASILE G free throw 1 - 1 made (8)
18:58	1 JOINER J 2pt FG in the paint, driving layup missed			
18:56				3 PEDULLA S defensive rebound (2)
18:54				0 CATTOOR H 3pt FG , jump shot missed
18:49				25 MUTTS J offensive rebound (5)
18:49		55-31	24	25 MUTTS J 2pt FG second chance in the paint, dunk, made (8)
18:25	14 MORSELL C 3pt FG , jump shot missed			
18:21				0 CATTOOR H defensive rebound (2)
18:15				25 MUTTS J 3pt FG , jump shot missed
18:12	0 SMITH T defensive rebound (6)			
18:05	0 SMITH T 2pt FG in the paint, driving layup made (23)	57-31	26	
17:44		57-33	24	21 BASILE G 2pt FG in the paint, layup made (10)
17:44				25 MUTTS J assist (3)
17:32	30 BURNS JR. D 2pt FG in the paint, layup made (3)	59-33	26	
17:32	1 JOINER J assist (7)			
17:20		59-36	23	3 PEDULLA S 3pt FG , jump shot made (6)
16:51	5 CLARK J 2pt FG in the paint, driving layup made (2)	61-36	25	
16:40		61-38	23	25 MUTTS J 2pt FG in the paint, hook shot made (10)
16:19	0 SMITH T foul drawn (3)			21 BASILE G foul personal (3 - 2)
16:19				15 KIDD L substitution in
16:19				25 MUTTS J substitution out
16:11	5 CLARK J 2pt FG in the paint, driving layup made (4)	63-38	25	
15:46				2 COLLINS M 2pt FG outside the paint, pull up jump shot missed
15:42	1 JOINER J defensive rebound (6)			
15:28	30 BURNS JR. D turnover bad pass (3)			2 COLLINS M steal (1)
15:21		63-40	23	0 CATTOOR H 2pt FG from turnover in the paint, driving layup made (4)
15:07	5 CLARK J 3pt FG , jump shot made (7)	66-40	26	
15:07	1 JOINER J assist (8)			
14:48				3 PEDULLA S turnover bad pass (2)
14:48	Timeout media			
14:48	30 BURNS JR. D substitution out			



Officials: Clarence Armstrong, Ron Groover, Jemel Spearman

Game Time	NCS	Score	Diff	VT
14:48	21 DOWUONA E substitution in			
14:48				21 BASILE G substitution out
14:48				25 MUTTS J substitution in
14:36	5 CLARK J 3pt FG from turnover, jump shot missed			
14:32				15 KIDD L defensive rebound (2)
14:11		66-42	24	15 KIDD L 2pt FG in the paint, hook shot made (6)
14:07	1 JOINER J foul drawn (1)			3 PEDULLA S foul personal (2 - 3)
14:07				2 COLLINS M substitution out
14:07				1 RICE R substitution in
13:49	5 CLARK J 2pt FG in the paint, driving layup made (9)	68-42	26	
13:49	1 JOINER J assist (9)			
13:35		68-44	24	25 MUTTS J 2pt FG in the paint, layup made (12)
13:35	5 CLARK J foul shooting (4 - 2)			25 MUTTS J foul drawn (5)
13:35	5 CLARK J substitution out			
13:35	24 ROSS E substitution in			
13:35		68-45	23	25 MUTTS J free throw 1 - 1 made (13)
13:20	14 MORSELL C 3pt FG , jump shot missed			
13:17				3 PEDULLA S defensive rebound (3)
13:11		68-47	21	25 MUTTS J 2pt FG in the paint, layup made (15)
12:52	21 DOWUONA E 2pt FG in the paint, hook shot missed			
12:49	14 MORSELL C offensive rebound (2)			
12:49	14 MORSELL C 2pt FG second chance in the paint, layup made (6)	70-47	23	
12:20		70-49	21	0 CATTOOR H 2pt FG in the paint, layup made (6)
12:20				3 PEDULLA S assist (2)
12:05	24 ROSS E foul offensive (1 - 3)			3 PEDULLA S foul drawn (1)
12:05	24 ROSS E turnover offensive (1)			
11:50				1 RICE R turnover (1)
11:50	Timeout media			
11:26	0 SMITH T 3pt FG from turnover, jump shot made (26)	73-49	24	
11:26	14 MORSELL C assist (1)			
11:06		73-52	21	3 PEDULLA S 3pt FG , jump shot made (9)
11:06				15 KIDD L assist (1)
10:40	1 JOINER J 2pt FG in the paint, driving layup made (16)	75-52	23	
10:28	24 ROSS E foul personal (2 - 4)			25 MUTTS J foul drawn (6)
10:13				3 PEDULLA S 2pt FG in the paint, layup missed
10:11	21 DOWUONA E defensive rebound (4)			
10:08	24 ROSS E 2pt FG in the paint, layup blocked			
10:08				25 MUTTS J block (1)
10:01	0 SMITH T offensive rebound (7)			
10:01	0 SMITH T 2pt FG second chance in the paint, layup made (28)	77-52	25	
09:50				25 MUTTS J 2pt FG in the paint, floating jump shot missed
09:46	24 ROSS E defensive rebound (2)			
09:25	1 JOINER J foul drawn (2)			25 MUTTS J foul shooting (3 - 4)
09:25	1 JOINER J free throw 1 - 2 made (17)	78-52	26	
09:25	21 DOWUONA E substitution out			
09:25	30 BURNS JR. D substitution in			
09:25				3 PEDULLA S substitution out
09:25				15 KIDD L substitution out



Game Time	NCS	Score	Diff	VT
09:25				25 MUTTS J substitution out
09:25				2 COLLINS M substitution in
09:25				21 BASILE G substitution in
09:25				34 POTEAT M substitution in
09:25	1 JOINER J free throw 2 - 2 made (18)	79-52	27	
09:25	1 JOINER J substitution out			
09:25	10 PASS B substitution in			
09:14				0 CATTOOR H 3pt FG , jump shot missed
09:11				offensive rebound (17)
09:04		79-55	24	0 CATTOOR H 3pt FG second chance, jump shot made (9)
09:04				34 POTEAT M assist (1)
08:44	30 BURNS JR. D foul drawn (3)			34 POTEAT M foul personal (1 - 5)
08:40	30 BURNS JR. D foul drawn (4)			34 POTEAT M foul personal (2 - 6)
08:27	10 PASS B 3pt FG , jump shot made (3)	82-55	27	
08:27	30 BURNS JR. D assist (1)			
08:05				0 CATTOOR H turnover bad pass (2)
07:48	30 BURNS JR. D turnover bad pass (4)			0 CATTOOR H steal (1)
07:43				21 BASILE G 3pt FG from turnover, jump shot missed
07:38	24 ROSS E defensive rebound (3)			
07:36	24 ROSS E turnover bad pass (2)			1 RICE R steal (1)
07:33		82-58	24	1 RICE R 3pt FG fast break from turnover, jump shot made (5)
07:10	10 PASS B 3pt FG , jump shot made (6)	85-58	27	
07:10	30 BURNS JR. D assist (2)			
06:57		85-61	24	1 RICE R 3pt FG , jump shot made (8)
06:45	0 SMITH T foul drawn (4)			21 BASILE G foul personal (4 - 7)
06:45	Timeout media			
06:45	14 MORSELL C substitution out			
06:45	1 JOINER J substitution in			
06:45				0 CATTOOR H substitution out
06:45				3 PEDULLA S substitution in
06:45	0 SMITH T 1&1 free throw 1 made (29)	86-61	25	
06:45	0 SMITH T 1&1 free throw 2 made (30)	87-61	26	
06:34				3 PEDULLA S 3pt FG , jump shot missed
06:30	1 JOINER J defensive rebound (7)			
06:12	24 ROSS E 3pt FG , jump shot missed			
06:09				34 POTEAT M defensive rebound (2)
05:59	30 BURNS JR. D foul personal (3 - 5)			34 POTEAT M foul drawn (2)
05:59	24 ROSS E substitution out			
05:59	5 CLARK J substitution in			
05:49	30 BURNS JR. D foul shooting (4 - 6)			34 POTEAT M foul drawn (3)
05:49		87-62	25	34 POTEAT M free throw 1 - 2 made (3)
05:49	30 BURNS JR. D substitution out			
05:49	21 DOWUONA E substitution in			
05:49		87-63	24	34 POTEAT M free throw 2 - 2 made (4)
05:31	1 JOINER J 2pt FG outside the paint, turnaround jump shot made (20)	89-63	26	
05:15		89-65	24	34 POTEAT M 2pt FG in the paint, dunk, made (6)
05:15				3 PEDULLA S assist (3)
05:15	21 DOWUONA E foul shooting (2 - 7)			34 POTEAT M foul drawn (4)



Game Time	NCS	Score	Diff	VT
05:15		89-66	23	34 POTEAT M free throw 1 - 1 made (7)
05:15				34 POTEAT M substitution out
05:15				15 KIDD L substitution in
04:58	10 PASS B 3pt FG , jump shot missed			
04:54				21 BASILE G defensive rebound (1)
04:54	21 DOWUONA E foul personal (3 - 8)			21 BASILE G foul drawn (3)
04:54		89-67	22	21 BASILE G 1&1 free throw 1 made (11)
04:54	10 PASS B substitution out			
04:54	14 MORSELL C substitution in			
04:54				21 BASILE G 1&1 free throw 2 missed
04:54	0 SMITH T defensive rebound (8)			
04:33	5 CLARK J 3pt FG , step back jump shot missed			
04:30				1 RICE R defensive rebound (2)
04:24				1 RICE R 3pt FG , jump shot missed
04:22	defensive rebound (31)			
04:22				21 BASILE G substitution out
04:22				34 POTEAT M substitution in
04:03	21 DOWUONA E foul offensive (4 - 9)			34 POTEAT M foul drawn (5)
04:03	21 DOWUONA E turnover offensive (1)			
03:47		89-70	19	1 RICE R 3pt FG from turnover, jump shot made (11)
03:47				3 PEDULLA S assist (4)
03:18	1 JOINER J 2pt FG in the paint, driving layup blocked			
03:18				15 KIDD L block (1)
03:16				1 RICE R defensive rebound (3)
03:12	1 JOINER J steal (1)			3 PEDULLA S turnover bad pass (3)
03:07	5 CLARK J 2pt FG fast break from turnover in the paint, dunk, made (11)	91-70	21	
03:07	1 JOINER J assist (10)			
02:54				1 RICE R 3pt FG , jump shot missed
02:51				34 POTEAT M offensive rebound (3)
02:50		91-73	18	1 RICE R 3pt FG second chance, jump shot made (14)
02:50				34 POTEAT M assist (2)
02:21	Timeout media			
02:21	0 SMITH T substitution out			
02:21	1 JOINER J substitution out			
02:21	4 THOMAS L substitution in			
02:21	10 PASS B substitution in			
02:21				3 PEDULLA S substitution out
02:21				11 CAMDEN J substitution in
02:14	14 MORSELL C 3pt FG , jump shot missed			
02:09	21 DOWUONA E offensive rebound (5)			
01:53	4 THOMAS L 2pt FG second chance in the paint, jump shot made (2)	93-73	20	
01:28				11 CAMDEN J 3pt FG , jump shot missed
01:25				offensive rebound (23)
01:25	14 MORSELL C substitution out			
01:25	24 ROSS E substitution in			
01:18				turnover shot clock (12)
01:07	24 ROSS E 2pt FG from turnover outside the paint, floating jump shot made (2)	95-73	22	



Officials: Clarence Armstrong, Ron Groover, Jemel Spearman

Game Time	NCS	Score	Diff	VT
00:53		95-76	19	1 RICE R 3pt FG , step back jump shot made (17)
00:36	10 PASS B 2pt FG outside the paint, step back jump shot missed			
00:31	24 ROSS E offensive rebound (4)			
00:31	24 ROSS E 2pt FG second chance in the paint, dunk, made (4)	97-76	21	
00:24	5 CLARK J foul shooting (5 - 10)			34 POTEAT M foul drawn (6)
00:24	5 CLARK J substitution out			
00:24	10 PASS B substitution out			
00:24	21 DOWUONA E substitution out			
00:24	24 ROSS E substitution out			
00:24	12 GRAHAM C substitution in			
00:24	13 KEATTS K substitution in			
00:24	20 NUNNALLY A substitution in			
00:24	22 SNELL J substitution in			
00:24				1 RICE R substitution out
00:24				2 COLLINS M substitution out
00:24				15 KIDD L substitution out
00:24				10 JOHNSON C substitution in
00:24				14 DAWYOT O substitution in
00:24				33 WARD M substitution in
00:24				34 POTEAT M free throw 1 - 2 missed
00:24				offensive dead ball rebound (1)
00:24		97-77	20	34 POTEAT M free throw 2 - 2 made (8)
END OF GAME				
NCS 97-77 VT				



Virginia Tech - 51

NO.	Name	F	Min	FG			3P			FT			Rebounds			Fouls		TP	AS	TO	ST	Blocks		+/-
				M-A	M-A	M-A	OR	DR	TOT	PF	FD	OR	DR	TOT	BS	BA								
21	Grant Basile	F	10:15	2-3	0-1	2-3	0	1	1	3	2	6	0	0	0	0	0	0	0	0	0	0	5	
25	Justyn Mutts	F	09:04	4-6	0-1	1-1	1	0	1	1	2	9	1	0	0	1	0	0	1	0	0	4		
0	Hunter Cattoor	G	13:15	3-5	1-3	0-0	0	1	1	0	0	7	0	1	1	1	0	0	0	0	0	3		
2	MJ Collins	G	14:53	0-1	0-0	0-0	0	0	0	0	0	0	1	0	1	0	0	0	0	0	0	8		
3	Sean Pedulla	G	14:59	2-4	2-3	0-0	0	2	2	1	1	6	3	2	0	0	0	0	0	0	0	7		
15	Lynn Kidd		11:44	1-1	0-0	0-0	0	1	1	0	0	2	1	0	0	1	0	0	1	0	0	-1		
1	Rodney Rice		13:42	5-7	5-7	0-0	0	2	2	0	0	15	0	1	1	0	0	0	0	0	0	3		
34	Mylyjael Poteat		08:32	1-1	0-0	4-5	1	1	2	2	5	6	2	0	0	0	0	0	0	0	0	5		
11	John Camden		02:21	0-1	0-1	0-0	0	0	0	0	0	0	0	0	0	0	0	0	0	0	0	-2		
10	Camden Johnson		00:25	0-0	0-0	0-0	0	0	0	0	0	0	0	0	0	0	0	0	0	0	0	1		
14	Owyn Dawyot		00:25	0-0	0-0	0-0	0	0	0	0	0	0	0	0	0	0	0	0	0	0	0	1		
33	Michael Ward		00:25	0-0	0-0	0-0	0	0	0	0	0	0	0	0	0	0	0	0	0	0	0	1		
Team							2	0	2			0			1									
Totals				18-29	8-16	7-9	4	8	12	7	10	51	8	5	3	2	0	7						

Shooting By Period		
2nd FG%	18-29	62.1%
3PT%	8-16	50.0%
FT%	7-9	77.8%
GM FG%	18-29	62.1%
3PT%	8-16	50.0%
FT%	7-9	77.8%

Dead Ball Rebounds: 1, 0

Technical Fouls::NONE

NC State - 44

NO.	Name	F	Min	FG			3P			FT			Rebounds			Fouls		TP	AS	TO	ST	Blocks		+/-
				M-A	M-A	M-A	OR	DR	TOT	PF	FD	OR	DR	TOT	BS	BA								
23	Greg Gantt	F	00:00	0-0	0-0	0-0	0	0	0	0	0	0	0	0	0	0	0	0	0	0	0	0	0	
30	D.J. Burns Jr.	F	08:48	1-1	0-0	0-0	0	0	0	2	3	2	2	2	0	0	0	0	0	0	0	0	-2	
0	Terquavion Smith	G	17:39	4-4	1-1	2-2	1	2	3	0	2	11	0	0	0	0	0	0	0	0	0	-9		
1	Jarkel Joiner	G	14:59	2-4	0-0	2-2	0	2	2	0	2	6	5	0	1	0	1	0	1	0	1	-6		
14	Casey Morsell	G	16:44	1-4	0-3	0-0	1	0	1	0	0	2	1	0	0	0	0	0	0	0	0	-5		
5	Jack Clark		11:59	5-7	1-3	0-0	0	0	0	3	0	11	0	0	0	0	0	0	0	0	0	-8		
21	Ebenezer Dowuona		10:47	0-1	0-0	0-0	1	1	2	3	0	0	0	1	0	0	0	0	0	0	0	-4		
24	Ernest Ross		08:36	2-4	0-1	0-0	1	2	3	2	0	4	0	2	0	0	1	0	0	1	3			
10	Breon Pass		06:27	2-4	2-3	0-0	0	0	0	0	0	6	0	0	0	0	0	0	0	0	0	-2		
4	LJ Thomas		02:21	1-1	0-0	0-0	0	0	0	0	0	2	0	0	0	0	0	0	0	0	0	2		
12	Chase Graham		00:25	0-0	0-0	0-0	0	0	0	0	0	0	0	0	0	0	0	0	0	0	0	-1		
13	KJ Keatts		00:25	0-0	0-0	0-0	0	0	0	0	0	0	0	0	0	0	0	0	0	0	0	-1		
20	Alex Nunnally		00:25	0-0	0-0	0-0	0	0	0	0	0	0	0	0	0	0	0	0	0	0	0	-1		
22	Jordan Snell		00:25	0-0	0-0	0-0	0	0	0	0	0	0	0	0	0	0	0	0	0	0	0	-1		
Team							0	1	1			0			0									
Totals				18-30	4-11	4-4	4	8	12	10	7	44	8	5	1	0	2	-7						

Shooting By Period		
2nd FG%	18-30	60.0%
3PT%	4-11	36.4%
FT%	4-4	100%
GM FG%	18-30	60.0%
3PT%	4-11	36.4%
FT%	4-4	100.0%

Dead Ball Rebounds: 0, 0

Technical Fouls::NONE

	VT	NCS
Biggest lead	0 (1 st 20:00)	29 (2 nd 19:41)
Best Scoring Run	7(2 nd 3:47)	6(2 nd 9:25)
Lead Changes	0	
Times Tied	0	
Time with Lead	00:00	19:41

Points from	VT	NCS
Turnovers	8	7
Paint	20	22
Second Chance	8	8
Fast Breaks	3	2
Bench	23	23

	Period by Period Scoring		
	1st	2nd	TOT
VT	26	51	77
NCS	53	44	97



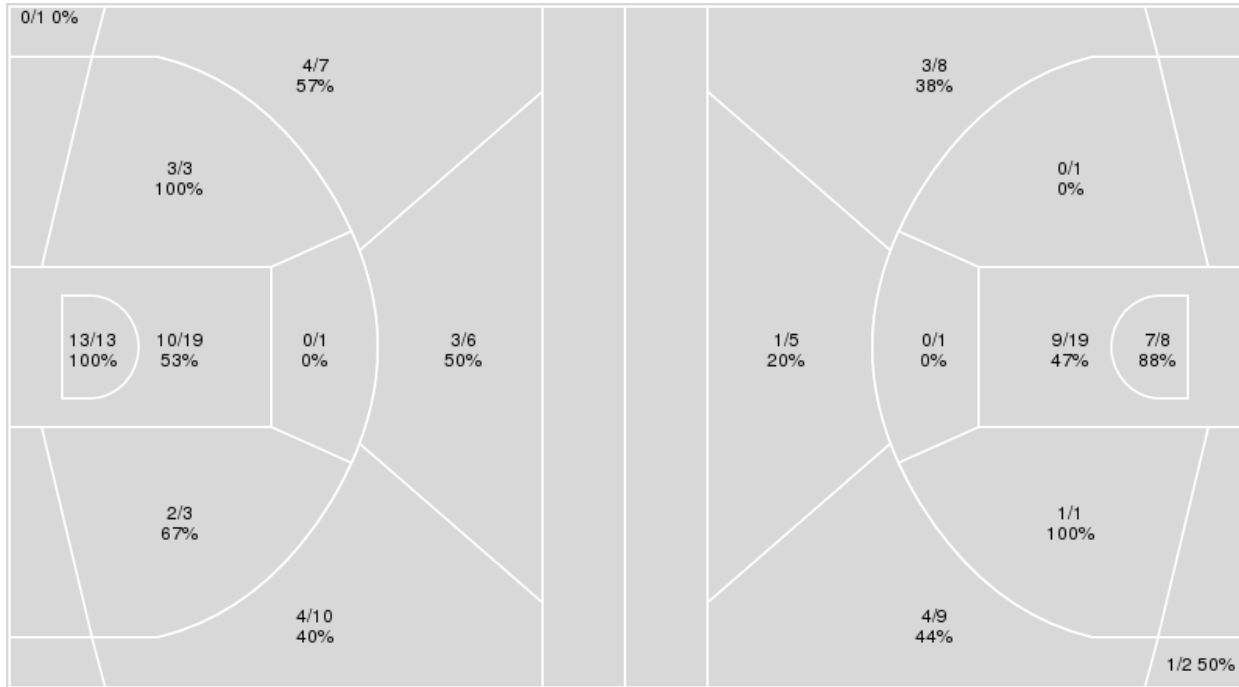
Officials: Clarence Armstrong, Ron Groover, Jemel Spearman

{ Players => 0, 1, 3, 4, 5, 10, 11, 12, 13, 14, 20, 21, 22, 23, 24, 30; } FG
 Types => All; Results => All;

{ Players => 0, 1, 2, 3, 4, 5, 10, 11, 13, 14, 15, 21, 25, 33, 34; } FG
 Types => All; Results => All;

NC State

Virginia Tech



NC State	M/A	%
Field Goals	39/63	62
2 Points	28/39	72
3 Points	11/24	46
Free Throws	8/12	67

Virginia Tech	M/A	%
Field Goals	26/54	48
2 Points	17/30	57
3 Points	9/24	38
Free Throws	16/19	84



Virginia Tech at NC State

03/08/23 Greensboro Coliseum, Greensboro, NC
2023 New York Life ACC Men's Basketball Tournament

Game Time: 9:30 PM
Game Duration: 1:52
Attendance: 17,685

Officials: Clarence Armstrong, Ron Groover, Jemel Spearman

Virginia Tech

No	Name	Mins		Score		Points Diff		Points per Min		Assists		Rebounds		Steals		Turnovers	
		On	Off	On	Off	On	Off	On	Off	On	Off	On	Off	On	Off	On	Off
0	Hunter Cattoor	32:15	07:45	60 - 80	17 - 17	-20	0	1.86	2.19	11	3	17	6	4	0	10	2
1	Rodney Rice	18:34	21:26	39 - 42	38 - 55	-3	-17	2.10	1.77	6	8	13	10	2	2	5	7
2	MJ Collins	32:54	07:06	64 - 82	13 - 15	-18	-2	1.95	1.83	12	2	20	3	4	0	10	2
3	Sean Pedulla	33:06	06:54	62 - 81	15 - 16	-19	-1	1.87	2.17	13	1	18	5	2	2	10	2
10	Camden Johnson	00:25	39:35	1 - 0	76 - 97	1	-21	2.40	1.92	0	14	0	23	0	4	0	12
11	John Camden	02:21	37:39	4 - 6	73 - 91	-2	-18	1.70	1.94	0	14	1	22	0	4	1	11
14	Owyn Dawyot	00:25	39:35	1 - 0	76 - 97	1	-21	2.40	1.92	0	14	0	23	0	4	0	12
15	Lynn Kidd	20:33	19:27	37 - 46	40 - 51	-9	-11	1.80	2.06	7	7	13	10	1	3	7	5
21	Grant Basile	25:10	14:50	45 - 68	32 - 29	-23	3	1.79	2.16	8	6	14	9	4	0	6	6
25	Justyn Mutts	22:41	17:19	44 - 56	33 - 41	-12	-8	1.94	1.91	9	5	12	11	1	3	7	5
33	Michael Ward	00:25	39:35	1 - 0	76 - 97	1	-21	2.40	1.92	0	14	0	23	0	4	0	12
34	Mylyjael Poteat	11:11	28:49	27 - 24	50 - 73	3	-23	2.41	1.74	4	10	7	16	2	2	4	8

NC State

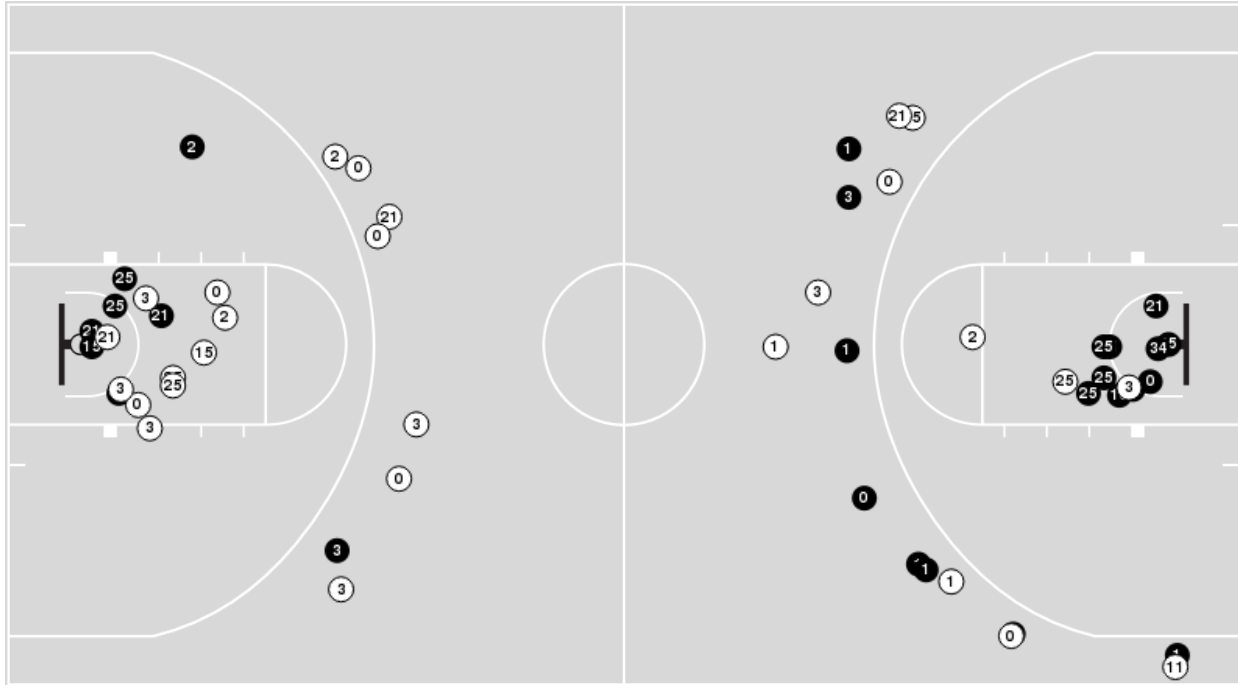
No	Name	Mins		Score		Points Diff		Points per Min		Assists		Rebounds		Steals		Turnovers	
		On	Off	On	Off	On	Off	On	Off	On	Off	On	Off	On	Off	On	Off
0	Terquavion Smith	37:39	02:21	91 - 73	6 - 4	18	2	2.42	2.55	19	0	31	2	5	0	8	0
1	Jarkel Joiner	33:41	06:19	82 - 63	15 - 14	19	1	2.43	2.37	17	2	28	5	5	0	6	2
4	LJ Thomas	02:21	37:39	6 - 4	91 - 73	2	18	2.55	2.42	0	19	2	31	0	5	0	8
5	Jack Clark	18:43	21:17	39 - 41	58 - 36	-2	22	2.08	2.73	8	11	11	22	1	4	3	5
10	Breon Pass	08:26	31:34	19 - 20	78 - 57	-1	21	2.25	2.47	2	17	6	27	0	5	3	5
12	Chase Graham	00:25	39:35	0 - 1	97 - 76	-1	21	0.00	2.45	0	19	0	33	0	5	0	8
13	KJ Keatts	00:25	39:35	0 - 1	97 - 76	-1	21	0.00	2.45	0	19	0	33	0	5	0	8
14	Casey Morsell	36:03	03:57	89 - 66	8 - 11	23	-3	2.47	2.03	19	0	31	2	5	0	7	1
20	Alex Nunnally	00:25	39:35	0 - 1	97 - 76	-1	21	0.00	2.45	0	19	0	33	0	5	0	8
21	Ebenezer Dowuona	23:33	16:27	58 - 45	39 - 32	13	7	2.46	2.37	12	7	22	11	3	2	3	5
22	Jordan Snell	00:25	39:35	0 - 1	97 - 76	-1	21	0.00	2.45	0	19	0	33	0	5	0	8
23	Greg Gantt	13:35	26:25	40 - 18	57 - 59	22	-2	2.94	2.16	8	11	15	18	4	1	2	6
24	Ernest Ross	08:54	31:06	23 - 20	74 - 57	3	17	2.58	2.38	3	16	8	25	0	5	3	5
30	D.J. Burns Jr.	15:25	24:35	38 - 31	59 - 46	7	13	2.46	2.40	7	12	11	22	2	3	5	3



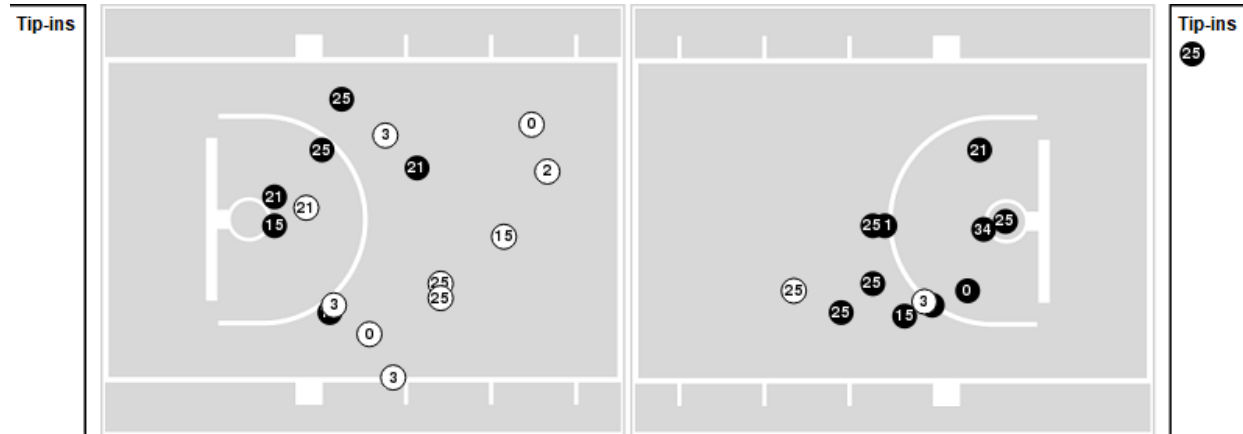
Players => 0, 1, 2, 3, 4, 5, 10, 11, 13, 14, 15, 21, 25, 33, 34 FG Types=>All Results=>All

Virginia Tech

All Field Goals



Blow Up Chart



● Made ○ Missed N - Player Number

Virginia Tech	M/A	%
Field Goals	26/54	48
2 Points	17/30	57
3 Points	9/24	38
Free Throws	16/19	84

Virginia Tech	M/A	%
Points in the Paint	32 (16 / 27)	59
Fast Break Points	5 (2/2)	100
Second Chance Points	10 (5/6)	83
Effective FG%	56	

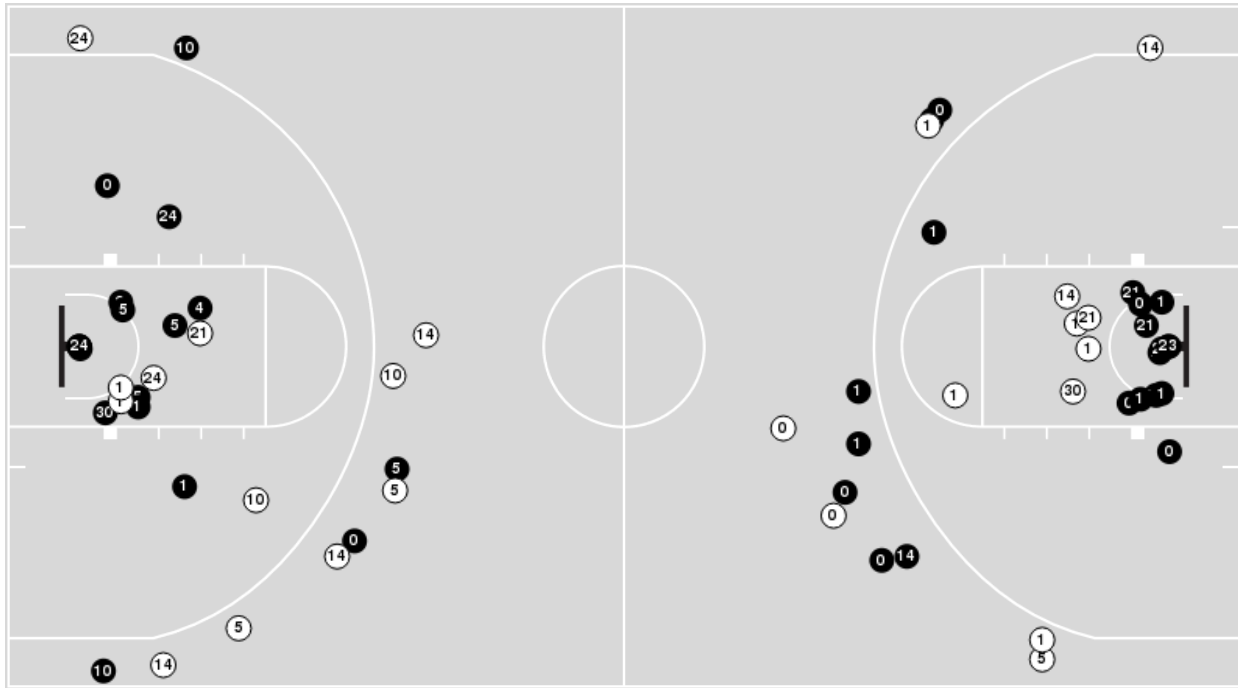


Officials: Clarence Armstrong, Ron Groover, Jemel Spearman

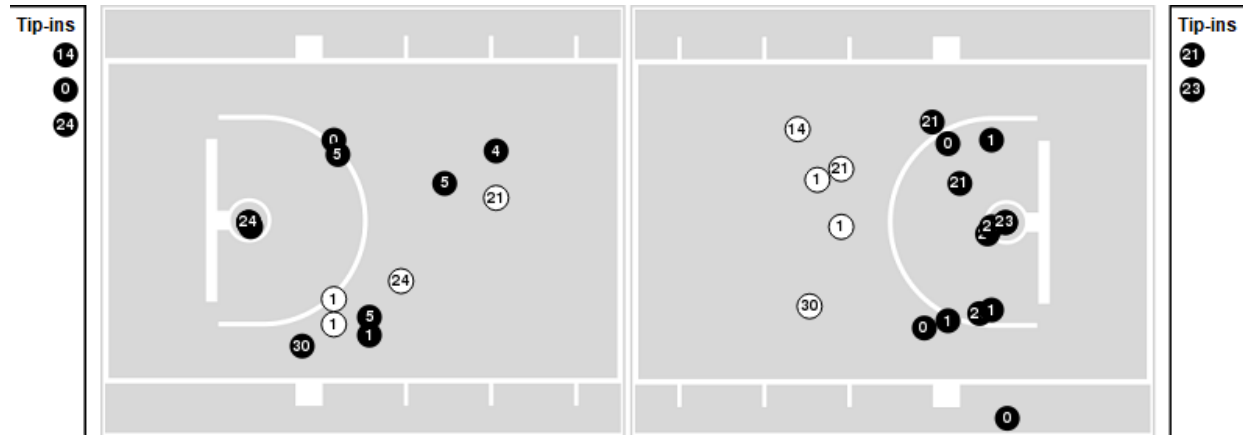
Players => 0, 1, 3, 4, 5, 10, 11, 12, 13, 14, 20, 21, 22, 23, 24, 30FG Types=>AllResults=>All

NC State

All Field Goals



Blow Up Chart



● Made ○ Missed N - Player Number

NC State	M/A	%
Field Goals	39/63	62
2 Points	28/39	72
3 Points	11/24	46
Free Throws	8/12	67

NC State	M/A	%
Points in the Paint	46 (23 / 32)	72
Fast Break Points	15 (7/7)	100
Second Chance Points	15 (8/10)	80
Effective FG%	71	



Virginia Tech

Lineup	Quarter On	Time On	Quarter Off	Time Off	Time on Court	Score	Score Diff	Reb	Stl	Tov	Ass	PPP
0- Cattoor H/ 2- Collins M/ 3- Pedulla S/ 21- Basile G/ 25- Mutts J/	1	20:00	1	13:47	06:13	10-18	-8	3	1	2	3	0.8741
0- Cattoor H/ 2- Collins M/ 3- Pedulla S/ 25- Mutts J/ 34- Poteat M/	1	13:47	1	13:07	00:40	1-2	-1	0	0	0	0	0.6944
0- Cattoor H/ 1- Rice R/ 3- Pedulla S/ 25- Mutts J/ 34- Poteat M/	1	13:07	1	11:08	01:59	2-3	-1	2	0	1	0	0.6944
0- Cattoor H/ 1- Rice R/ 2- Collins M/ 15- Kidd L/ 25- Mutts J/	1	11:08	1	11:08	00:00	1-0	1	0	0	0	0	2.2727
0- Cattoor H/ 1- Rice R/ 2- Collins M/ 15- Kidd L/ 21- Basile G/	1	11:08	1	09:15	01:53	1-3	-2	3	0	0	0	0.4098
1- Rice R/ 2- Collins M/ 3- Pedulla S/ 15- Kidd L/ 21- Basile G/	1	09:15	1	08:15	01:00	1-5	-4	0	0	0	0	0.6944
0- Cattoor H/ 2- Collins M/ 3- Pedulla S/ 15- Kidd L/ 25- Mutts J/	1	08:15	1	05:49	02:26	6-4	2	2	0	2	2	1.2000
0- Cattoor H/ 2- Collins M/ 3- Pedulla S/ 15- Kidd L/ 21- Basile G/	1	05:49	1	02:19	03:30	4-9	-5	1	0	1	1	0.8197
0- Cattoor H/ 2- Collins M/ 3- Pedulla S/ 21- Basile G/ 25- Mutts J/	1	02:19	2	16:19	06:00	12-17	-5	3	0	1	2	1.1029
0- Cattoor H/ 2- Collins M/ 3- Pedulla S/ 15- Kidd L/ 21- Basile G/	2	16:19	2	14:48	01:31	2-5	-3	0	1	1	0	0.6667
0- Cattoor H/ 2- Collins M/ 3- Pedulla S/ 15- Kidd L/ 25- Mutts J/	2	14:48	2	14:07	00:41	2-0	2	1	0	0	0	2.0000
0- Cattoor H/ 1- Rice R/ 3- Pedulla S/ 15- Kidd L/ 25- Mutts J/	2	14:07	2	09:25	04:42	10-12	-2	1	0	1	2	1.3441
0- Cattoor H/ 1- Rice R/ 2- Collins M/ 21- Basile G/ 34- Poteat M/	2	09:25	2	06:45	02:40	9-7	2	1	2	1	1	1.8000
1- Rice R/ 2- Collins M/ 3- Pedulla S/ 21- Basile G/ 34- Poteat M/	2	06:45	2	05:15	01:30	5-4	1	1	0	0	1	1.5060
1- Rice R/ 2- Collins M/ 3- Pedulla S/ 15- Kidd L/ 21- Basile G/	2	05:15	2	04:22	00:53	1-0	1	2	0	0	0	0.5319
1- Rice R/ 2- Collins M/ 3- Pedulla S/ 15- Kidd L/ 34- Poteat M/	2	04:22	2	02:21	02:01	6-2	4	2	0	1	2	2.0000
1- Rice R/ 2- Collins M/ 11- Camden J/ 15- Kidd L/ 34- Poteat M/	2	02:21	2	00:24	01:56	3-6	-3	1	0	1	0	1.5000
10- Johnson C/ 11- Camden J/ 14- Dawyot O/ 33- Ward M/ 34- Poteat M/	2	00:24	2	00:00	00:25	1-0	1	0	0	0	0	1.1364



NC State

Lineup	Quarter On	Time On	Quarter Off	Time Off	Time on Court	Score	Score Diff	Reb	Stl	Tov	Ass	PPP
0- Smith T/ 1- Joiner J/ 14- Morsell C/ 23- Gantt G/ 30- Burns Jr. D/	1	20:00	1	15:22	04:38	13-6	7	5	2	1	2	1.4640
0- Smith T/ 1- Joiner J/ 5- Clark J/ 14- Morsell C/ 21- Dowuona E/	1	15:22	1	13:07	02:15	7-5	2	1	0	0	3	2.3333
0- Smith T/ 5- Clark J/ 10- Pass B/ 14- Morsell C/ 21- Dowuona E/	1	13:07	1	13:07	00:00	0-1	-1	0	0	0	0	0.0000
0- Smith T/ 5- Clark J/ 10- Pass B/ 14- Morsell C/ 30- Burns Jr. D/	1	13:07	1	11:49	01:18	3-0	3	2	0	0	0	1.5957
0- Smith T/ 1- Joiner J/ 5- Clark J/ 10- Pass B/ 30- Burns Jr. D/	1	11:49	1	11:08	00:41	0-1	-1	0	0	1	0	0.0000
0- Smith T/ 1- Joiner J/ 5- Clark J/ 14- Morsell C/ 21- Dowuona E/	1	11:08	1	09:15	01:53	3-1	2	2	0	0	0	1.0000
0- Smith T/ 1- Joiner J/ 14- Morsell C/ 21- Dowuona E/ 23- Gantt G/	1	09:15	1	05:49	03:26	9-8	1	1	1	0	2	1.5000
0- Smith T/ 1- Joiner J/ 5- Clark J/ 14- Morsell C/ 23- Gantt G/	1	05:49	1	05:12	00:37	1-0	1	0	0	0	0	0.7576
0- Smith T/ 1- Joiner J/ 14- Morsell C/ 21- Dowuona E/ 23- Gantt G/	1	05:12	1	00:18	04:54	17-4	13	9	1	1	4	1.8008
0- Smith T/ 1- Joiner J/ 14- Morsell C/ 21- Dowuona E/ 24- Ross E/	1	00:18	2	20:00	00:18	0-0	0	1	0	0	0	0.0000
0- Smith T/ 1- Joiner J/ 5- Clark J/ 14- Morsell C/ 30- Burns Jr. D/	2	20:00	2	14:48	05:12	13-14	-1	2	0	1	3	1.4444
0- Smith T/ 1- Joiner J/ 5- Clark J/ 14- Morsell C/ 21- Dowuona E/	2	14:48	2	13:35	01:13	2-4	-2	0	0	0	1	1.0000
0- Smith T/ 1- Joiner J/ 14- Morsell C/ 21- Dowuona E/ 24- Ross E/	2	13:35	2	09:25	04:10	10-8	2	4	0	1	1	1.5528
0- Smith T/ 1- Joiner J/ 14- Morsell C/ 24- Ross E/ 30- Burns Jr. D/	2	09:25	2	09:25	00:00	1-0	1	0	0	0	0	2.2727
0- Smith T/ 10- Pass B/ 14- Morsell C/ 24- Ross E/ 30- Burns Jr. D/	2	09:25	2	06:45	02:40	6-9	-3	1	0	2	2	1.5000
0- Smith T/ 1- Joiner J/ 10- Pass B/ 24- Ross E/ 30- Burns Jr. D/	2	06:45	2	05:59	00:46	2-0	2	1	0	0	0	1.0638
0- Smith T/ 1- Joiner J/ 5- Clark J/ 10- Pass B/ 30- Burns Jr. D/	2	05:59	2	05:49	00:10	0-1	-1	0	0	0	0	0.0000
0- Smith T/ 1- Joiner J/ 5- Clark J/ 10- Pass B/ 21- Dowuona E/	2	05:49	2	04:54	00:55	2-5	-3	0	0	0	0	1.0000
0- Smith T/ 1- Joiner J/ 5- Clark J/ 14- Morsell C/ 21- Dowuona E/	2	04:54	2	02:21	02:33	2-6	-4	2	1	1	1	0.5000
4- Thomas L/ 5- Clark J/ 10- Pass B/ 14- Morsell C/ 21- Dowuona E/	2	02:21	2	01:25	00:56	2-0	2	1	0	0	0	2.0000
4- Thomas L/ 5- Clark J/ 10- Pass B/ 21- Dowuona E/ 24- Ross E/	2	01:25	2	00:24	01:00	4-3	1	1	0	0	0	2.0000
4- Thomas L/ 12- Graham C/ 13- Keatts K/ 20- Nunnally A/ 22- Snell J/	2	00:24	2	00:00	00:25	0-1	-1	0	0	0	0	0.0000



Virginia Tech at NC State

03/08/23 Greensboro Coliseum, Greensboro, NC
2023 New York Life ACC Men's Basketball Tournament

Game Time: 9:30 PM
Game Duration: 1:52
Attendance: 17,685

Officials: Clarence Armstrong, Ron Groover, Jemel Spearman

Virginia Tech

Lineup	Time	Score	Score Diff	Pts/Min	Reb	Stl	Tov	Ass	PPP
0- Cattoor H/ 2- Collins M/ 3- Pedulla S/ 21- Basile G/ 25- Mutts J/	12:13	22-35	-13	1.8008	6	1	3	5	0.9857
0- Cattoor H/ 2- Collins M/ 3- Pedulla S/ 15- Kidd L/ 21- Basile G/	05:01	6-14	-8	1.1960	1	1	2	1	0.7614
0- Cattoor H/ 1- Rice R/ 3- Pedulla S/ 15- Kidd L/ 25- Mutts J/	04:42	10-12	-2	2.1277	1	0	1	2	1.3441
0- Cattoor H/ 2- Collins M/ 3- Pedulla S/ 15- Kidd L/ 25- Mutts J/	03:07	8-4	4	2.5668	3	0	2	2	1.3333
0- Cattoor H/ 1- Rice R/ 2- Collins M/ 21- Basile G/ 34- Poteat M/	02:40	9-7	2	3.3750	1	2	1	1	1.8000
1- Rice R/ 2- Collins M/ 3- Pedulla S/ 15- Kidd L/ 34- Poteat M/	02:01	6-2	4	2.9752	2	0	1	2	2.0000
0- Cattoor H/ 1- Rice R/ 3- Pedulla S/ 25- Mutts J/ 34- Poteat M/	01:59	2-3	-1	1.0084	2	0	1	0	0.6944
1- Rice R/ 2- Collins M/ 11- Camden J/ 15- Kidd L/ 34- Poteat M/	01:56	3-6	-3	1.5517	1	0	1	0	1.5000
0- Cattoor H/ 1- Rice R/ 2- Collins M/ 15- Kidd L/ 21- Basile G/	01:53	1-3	-2	0.5310	3	0	0	0	0.4098
1- Rice R/ 2- Collins M/ 3- Pedulla S/ 15- Kidd L/ 21- Basile G/	01:53	2-5	-3	1.0619	2	0	0	0	0.6024
1- Rice R/ 2- Collins M/ 3- Pedulla S/ 21- Basile G/ 34- Poteat M/	01:30	5-4	1	3.3333	1	0	0	1	1.5060
0- Cattoor H/ 2- Collins M/ 3- Pedulla S/ 25- Mutts J/ 34- Poteat M/	00:40	1-2	-1	1.5000	0	0	0	0	0.6944
10- Johnson C/ 11- Camden J/ 14- Dawyot O/ 33- Ward M/ 34- Poteat M/	00:25	1-0	1	2.4000	0	0	0	0	1.1364
0- Cattoor H/ 1- Rice R/ 2- Collins M/ 15- Kidd L/ 25- Mutts J/	00:00	1-0	1	∞	0	0	0	0	2.2727



NC State

Lineup	Time	Score	Score Diff	Pts/Min	Reb	Stl	Tov	Ass	PPP
0- Smith T/ 1- Joiner J/ 14- Morsell C/ 21- Dowuona E/ 23- Gantt G/	08:20	26-12	14	3.1200	10	2	1	6	1.6839
0- Smith T/ 1- Joiner J/ 5- Clark J/ 14- Morsell C/ 21- Dowuona E/	07:54	14-16	-2	1.7722	5	1	1	5	1.1667
0- Smith T/ 1- Joiner J/ 5- Clark J/ 14- Morsell C/ 30- Burns Jr. D/	05:12	13-14	-1	2.5000	2	0	1	3	1.4444
0- Smith T/ 1- Joiner J/ 14- Morsell C/ 23- Gantt G/ 30- Burns Jr. D/	04:38	13-6	7	2.8058	5	2	1	2	1.4640
0- Smith T/ 1- Joiner J/ 14- Morsell C/ 21- Dowuona E/ 24- Ross E/	04:28	10-8	2	2.2388	5	0	1	1	1.5528
0- Smith T/ 10- Pass B/ 14- Morsell C/ 24- Ross E/ 30- Burns Jr. D/	02:40	6-9	-3	2.2500	1	0	2	2	1.5000
0- Smith T/ 5- Clark J/ 10- Pass B/ 14- Morsell C/ 30- Burns Jr. D/	01:18	3-0	3	2.3077	2	0	0	0	1.5957
4- Thomas L/ 5- Clark J/ 10- Pass B/ 21- Dowuona E/ 24- Ross E/	01:00	4-3	1	4.0000	1	0	0	0	2.0000
4- Thomas L/ 5- Clark J/ 10- Pass B/ 14- Morsell C/ 21- Dowuona E/	00:56	2-0	2	2.1429	1	0	0	0	2.0000
0- Smith T/ 1- Joiner J/ 5- Clark J/ 10- Pass B/ 21- Dowuona E/	00:55	2-5	-3	2.1818	0	0	0	0	1.0000
0- Smith T/ 1- Joiner J/ 5- Clark J/ 10- Pass B/ 30- Burns Jr. D/	00:51	0-2	-2	0.0000	0	0	1	0	0.0000
0- Smith T/ 1- Joiner J/ 10- Pass B/ 24- Ross E/ 30- Burns Jr. D/	00:46	2-0	2	2.6087	1	0	0	0	1.0638
0- Smith T/ 1- Joiner J/ 5- Clark J/ 14- Morsell C/ 23- Gantt G/	00:37	1-0	1	1.6216	0	0	0	0	0.7576
4- Thomas L/ 12- Graham C/ 13- Keatts K/ 20- Nunnally A/ 22- Snell J/	00:25	0-1	-1	0.0000	0	0	0	0	0.0000
0- Smith T/ 5- Clark J/ 10- Pass B/ 14- Morsell C/ 21- Dowuona E/	00:00	0-1	-1	NaN	0	0	0	0	0.0000
0- Smith T/ 1- Joiner J/ 14- Morsell C/ 24- Ross E/ 30- Burns Jr. D/	00:00	1-0	1	∞	0	0	0	0	2.2727