



# HOKIES

## 2023 Virginia Tech Softball Game Notes

### Game Info

March 7 & 8  
vs. Mount St. Mary's & Gardner-Webb  
Blacksburg, Va. | Boiling Springs, N.C.

### Where to Watch



### Schedule

#### FEBRUARY

9	vs. East Carolina#	Wilmington, N.C.	W, 8-0 (5)
9	at UNCW#	Wilmington, N.C.	W, 5-1
10	at UNCW#	Wilmington, N.C.	W, 6-0
10	vs. East Carolina	Wilmington, N.C.	W, 4-2
11	vs. Purdue Fort Wayne#	Wilmington, N.C.	W, 9-0 (5)
17	vs. Oklahoma State\$	Clearwater, Fla.	L, 10-9
17	vs. Nebraska\$	Clearwater, Fla.	W, 6-4
18	vs. UCLA\$	Clearwater, Fla.	L, 8-4
18	vs. Arizona\$	Clearwater, Fla.	L, 6-2
19	vs. USF\$	Clearwater, Fla.	W, 4-1
24	vs. Abilene Christian%	Austin, Texas	W, 11-0 (5)
24	at Texas%	Austin, Texas	W, 6-5 (8)
25	vs. Texas Southern%	Austin, Texas	W, 8-0 (5)
25	at Texas%	Austin, Texas	L, 8-2
26	vs. Abilene Christian	Austin, Texas	W, 4-1

#### MARCH

3	N.C. STATE*	Blacksburg, Va.	W, 7-0
4	N.C. STATE*	Blacksburg, Va.	W, 7-3
5	N.C. STATE*	Blacksburg, Va.	W, 10-1 (6)
7	MOUNT ST. MARY'S (DH)	Blacksburg, Va.	4 & 6PM
8	at Gardner-Webb	Boiling Springs, N.C.	5PM
10	at North Carolina*	Chapel Hill, N.C.	4PM
11	at North Carolina*	Chapel Hill, N.C.	6PM
12	at North Carolina	Chapel Hill, N.C.	4PM
15	at App State	Boone, N.C.	5PM
17	at Georgia Tech*	Atlanta, Ga.	6PM
18	at Georgia Tech*	Atlanta, Ga.	3PM
19	at Georgia Tech*	Atlanta, Ga.	1PM
22	CHARLOTTE	Blacksburg, Va.	5PM
24	CHATTANOOGA	Blacksburg, Va.	6PM
25	CHATTANOOGA (DH)	Blacksburg, Va.	Noon & 2PM
28	LIBERTY	Blacksburg, Va.	6PM
31	DUKE*	Blacksburg, Va.	6PM

#### APRIL

1	DUKE*	Blacksburg, Va.	2PM
2	DUKE*	Blacksburg, Va.	Noon
4	LONGWOOD (DH)	Blacksburg, Va.	4 & 6PM
6	at Virginia*	Charlottesville, Va.	TBA
7	at Virginia*	Charlottesville, Va.	TBA
8	at Virginia*	Charlottesville, Va.	TBA
11	TENNESSEE	Blacksburg, Va.	6PM
14	at Notre Dame*	South Bend, Ind.	5PM
15	at Notre Dame*	South Bend, Ind.	6PM
16	at Notre Dame*	South Bend, Ind.	Noon
18	RADFORD	Blacksburg, Va.	6PM
20	FLORIDA STATE*	Blacksburg, Va.	7PM
21	FLORIDA STATE*	Blacksburg, Va.	6PM
22	FLORIDA STATE*	Blacksburg, Va.	2PM
25	at Marshall	Huntington, W.Va.	3PM
28	CLEMSON*	Blacksburg, Va.	6PM
29	CLEMSON*	Blacksburg, Va.	2PM
30	CLEMSON*	Blacksburg, Va.	Noon

#### MAY

3	at Liberty	Lynchburg, Va.	6PM
10-13	ACC Championship	South Bend, Ind.	TBA

CAPS = HOME | AT = ROAD | VS. = NEUTRAL SITE | \* = ACC CONFERENCE GAME | DH = DOUBLEHEADER  
# UNCW TOURNAMENT | \$ TAXACT CLEARWATER INVITATIONAL | % LONE STAR STATE INVITATIONAL | POSTSEASON

RANKINGS = USA TODAY/NFCA COACHES' POLL / ESPN.COM/USA SOFTBALL POLL

#### VIRGINIA TECH CONTACT

**Bree Williams**  
Assistant Director, Strategic Communications  
Phone: (513) 594-2278  
Email: bwilliams17@vt.edu



@HokiesSoftball



@HokiesSoftball

#### INFORMATION

##### No. 10/13 Virginia Tech

##### Hokies

Record..... 14-4  
Streak..... W4  
Head Coach..... Pete D'Amour  
Record at Tech (Years)..... 165-44 (5th)



##### Mount St. Mary's

##### Mountaineers

Record..... 3-7  
Streak..... W1  
Head Coach..... Anna Nagro  
Record at Mount (Years)..... 207-343-2 (13th)




##### Gardner-Webb

##### Runnin' Bulldogs

Record..... 7-15  
Streak..... L1  
Head Coach..... Bailey Wigness  
Record at Gardner-Webb (Years) 22-44 (2nd)




#### PLAYERS TO WATCH



• Emma Lemley went 3-0 on the weekend, earning her first three ACC wins of the season. Lemley gave up only one run in 16 innings pitched, striking out 24 and walking two. She finished with a .132 batting average against

• Addy Greene had a great weekend for the Hokies, hitting .500 to open ACC play with four hits, including two home runs, leading the Hokies with five RBI. She finished with a 1.250 slugging and .556 on base %. and four runs scored.



#### LAST TIME OUT

• Virginia Tech opened ACC play with a 3-0 sweep over NC State over the weekend. The Hokies took game one 7-0, game two 7-3 and game three 10-1 (6).

• Tech hit six home runs over the weekend to add to their season total, now with 33 on the year. In the game two win, all of Virginia Tech's runs were scored on the long ball as Addy Greene hit two and Emma Ritter and Kylie Aldridge each hit one. Ritter finished the weekend with a .455 batting average as the leadoff, recording five hits with two RBI and a home run. She also had a stolen base.

• Jayme Bailey and Cameron Fagan also had home runs on the weekend in game three, as Fagan hit .400 with four hits and Bailey added three hits and a .375 average over the three games played against NC State.

#### PROBABLE LINEUP

#	Name	BA	H	R	RBI	HR
90	Emma Ritter (LF)	.413	26	14	11	4
97	Cameron Fagan (2B)	.321	18	9	11	2
2	Jayme Bailey (1B)	.385	20	13	15	4
6	Addy Greene (RF)	.347	17	12	16	6
88	Bre Peck (CF)	.295	13	15	6	4
24	Morgan Overaitis (DP)	.280	7	5	4	1
8	Kelsey Bennett (3B)	.225	9	4	11	4
7	Teagan Thrunk (SS)	.366	15	13	11	2
44	Rachel Castine (C)	.167	2	2	0	0
		ERA	IP	K	BB	W-L
27	Emma Lemley (P)	1.86	64.0	99	8	9-1



#### NUMBERS TO KNOW

# 99

• Emma Lemley has recorded 99 strikeouts so far this season, with strikeout no. 100 on deck on Tuesday. The sophomore is 9-1 on the season with a 1.86 ERA and three shutouts. Her opponent batting average is .191.

# 3

• The Hokies opened up ACC play with three wins over NC State, sweeping the Wolfpack to open up conference play 3-0 for the second straight season. The Hokies outscored the Wolfpack 24-4 over the weekend with a 1.40 staff ERA.

### NFCA Week 3 Top 25 Poll

Feb 28 | *Opponents in italics*

Team (1st place votes)	Record	Points	Last
1 Oklahoma	13-1	799	2
2 <i>UCLA</i>	17-1	764	1
3 <i>Oklahoma State</i>	13-1	734	4
4 <i>Clemson</i>	15-1	680	5
5 <i>Florida State</i>	15-3	656	6
6 Arkansas	13-3	612	7
7 <i>Tennessee</i>	11-1	578	12
8 Florida	11-3	501	3
9 <i>Texas</i>	11-2-2	500	9
<b>10 Virginia Tech</b>	<b>11-4</b>	<b>484</b>	<b>10</b>
11 Washington	13-3	422	8
12 <i>Duke</i>	13-3	422	14
13 Alabama	11-3	414	11
14 Stanford	14-2	406	16
15 LSU	15-1	369	15
16 <i>Arizona</i>	10-5	350	13
17 Kentucky	10-3-2	258	18
18 Georgia	12-4	247	17
19 Auburn	15-1	232	20
20 Oregon	12-3	220	22
21 Baylor	13-1	203	25
22 Northwestern	6-6	132	19
23 Arizona State	11-2	94	RV
24 Missouri	12-4	68	24
25 Wichita State	12-3	35	RV

**Receiving Votes:** Maryland (34), Louisiana (33), Cal State Fullerton (24), Texas A&M (20), Mississippi State (13), UCF (11), *Charlotte* (3), Evansville (2), San Diego State (2), Central Arkansas (1), Utah (1).

### USA Softball Week 3 Top 25 Poll

Feb 28 | *Opponents in italics*

Team (1st place votes)	Record	Points	Last
1 Oklahoma (25)	13-1	625	2
2 <i>UCLA</i>	17-1	599	1
3 <i>Oklahoma State</i>	13-1	558	4
4 <i>Clemson</i>	15-1	532	5
5 <i>Florida State</i>	15-3	513	6
6 <i>Tennessee</i>	11-1	512	9
7 Arkansas	13-3	456	8
8 Stanford	14-2	424	11
9 Alabama	11-3	364	7
10 Florida	11-3	362	3
11 <i>Texas</i>	11-2-1	344	13
12 Washington	13-3	334	10
<b>13 Virginia Tech</b>	<b>11-4</b>	<b>332</b>	<b>12</b>
14 <i>Duke</i>	13-3	332	12
15 LSU	15-1	328	15
T16 Georgia	12-4	235	16
T16 Kentucky	10-3-1	235	18
18 <i>Arizona</i>	10-5	180	19
19 Baylor	13-1	178	22
20 Oregon	12-3	169	24
21 Auburn	15-1	151	20
22 Northwestern	6-6	139	17
23 Missouri	12-4	73	21
24 Louisiana	9-6	64	RV
25 Texas A&M	11-4	41	RV

**Receiving Votes:** Cal State Fullerton (26), Arizona State (17), California (7), Wichita State (6), Utah (5), Maryland (4), UCF (4), Mississippi State (3), San Diego State (2), *Nebraska* (1).

### GENERAL INFORMATION

University Name .....	Virginia Tech
Location .....	Blacksburg, Va.
Founded .....	1872
Enrollment .....	37,000
President.....	Dr. Timothy Sands
Director of Athletics.....	Whit Babcock
Nickname .....	Hokies
Mascot .....	Hokie Bird
Colors.....	Chicago Maroon and Burnt Orange
Affiliation.....	NCAA Division I
Conference.....	Atlantic Coast
Home Field.....	Tech Softball Park (TSP)
Capacity .....	1,024

### INFORMATION

2022 Record.....	46-10
2022 Conference Record / Finish.....	21-2 / 1st in ACC
Starters Returning / Lost.....	8 / 3
Newcomers.....	8

### STAFF

Head Coach (Alma Mater) .....	Pete D'Amour (Missouri)
Virginia Tech Record / Years.....	151-40 / Fifth season
Overall Record / Years .....	230-77 / Seventh season
Assistant Coach.....	Doug Gillis (Northwood)
Assistant Coach.....	Mike Lewis (Missouri-Kansas City)
Student Assistant Coach.....	Mackenzie Lawter (Virginia Tech '22)
Director of Operations.....	Bill Old (Randolph-Macon)
Athletic Trainer .....	Kristen Matthis (Pitt, UCF)
Strength & Conditioning .....	Kelly Murphy (Cornell, Columbia)

### ROSTER

No.	Name	Yr.	B/T	Pos.	Ht.	Hometown	High School / Previous School
2	Jayme Bailey	Sr.	R/R	UT	5-5	Scott Depot, W.Va.	Hurricane
5	Jenna Pearson	R-So.	R/R	UT	5-8	North Stafford, Va.	North Stafford
6	Addy Greene	Jr.	L/R	OF	5-9	Suffolk, Va.	Nansemond-Suffolk Academy
7	Teagan Thrunk	Fr.	R/R	IF	5-8	Point Pleasant, N.J.	Point Pleasant Borough
8	Kelsey Bennett	Sr.	R/R	IF	5-5	Buford, Ga.	Buford
10	Megan Furr	Fr.	L/L	OF	5-7	Centreville, Va.	Westfield
11	Kylie Aldridge	Fr.	L/R	C	5-11	Fayetteville, N.C.	Gray's Creek
12	Shanan Hester	Gr.	R/R	UT	5-6	Wendell, N.C.	Roanoke College / Corinth Holders
13	Payton List	Fr.	R/R	P	5-11	Beaver, Pa.	Beaver Area
14	Emma Jackson	Fr.	R/R	OF	5-8	Chincoteague, Va.	Chincoteague
15	Emma Yates	Jr.	R/R	C	5-6	Fairfax Station, Va.	South County
16	Meredith Slaw	Sr.	L/R	IF	5-11	Warsaw, Va.	Rappahannock
17	Molly Jacobson	R-So.	R/R	P	6-0	Waukee, Iowa	Waukee
18	Lyndsey Grein	Fr.	R/R	P	5-7	Mokena, Ill.	Lincoln-Way Central
19	Madison Hanson	Jr.	R/R	IF	5-11	Smithfield, Va.	Isle of Wight Academy
20	Trinity Martin	Fr.	L/R	OF	5-8	Nathalie, Va.	Halifax County
21	Kelsey Brown	Sr.	L/R	OF	5-6	Haymarket, Va.	Battlefield / JMU
22	Maija Louko	Jr.	R/R	IF	5-7	Reston, Va.	South Lakes
24	Morgan Overaitis	Sr.	L/R	OF	5-4	Canton, Mich.	Salem / Michigan
27	Emma Lemley	So.	R/R	P	5-6	Forest, Va.	Jefferson Forest
28	Grace Chavez	Sr.	R/R	C	5-9	Las Vegas, Nev.	West Career & Technical Academy
44	Rachel Castine	So.	R/R	UT	5-9	Chesapeake, Va.	Greenbrier Christian Academy
88	Bre Peck	So.	R/R	UT	5-10	Royersford, Pa.	Spring-Ford
90	Emma Ritter	Jr.	R/R	OF	5-9	Perryville, Md.	John Carroll
97	Cameron Fagan	Jr.	L/R	IF	5-8	Dunnellon, Fla.	Dunnellon





## 2022 Regular Season ACC Standings

Team	Overall	ACC	Pct.
<b>Virginia Tech</b>	<b>40-6</b>	<b>21-2</b>	<b>.913</b>
Duke	40-7	19-3	.864
Florida State	49-5	19-5	.792
Notre Dame	39-9	16-5	.762
Clemson	37-14	14-10	.583
Virginia	27-23	13-11	.542
Georgia Tech	36-15	11-13	.458
Louisville	27-24	10-14	.417
Syracuse	24-20	7-15	.318
NC State	33-22	7-17	.292
North Carolina	23-28	6-18	.250
Boston College	20-27	6-18	.250
Pitt	14-27	2-20	.091

## 2023 Predicted Order of Finish

1. Florida State
- 2. Virginia Tech**
3. Clemson
4. Duke
5. Notre Dame
6. Georgia Tech
7. Louisville
8. Virginia
9. Syracuse
10. NC State
11. North Carolina
12. Boston College
13. Pitt

## 2023 All-ACC Preseason Team

### INF

Karina Gaskins, Notre Dame, Jr.  
**Cameron Fagan, Virginia Tech, Jr.**  
 Mack Leonard, Florida State, Gr.  
 Alia Logoleo, Clemson, R-Jr.  
 Devin Flaherty, Florida State, Sr.

### OF

Kaley Mudge, Florida State, Sr.  
**Emma Ritter, Virginia Tech, Jr.**  
 McKenzie Clark, Clemson, Jr.  
 Leaa Hanks, Notre Dame, Sr.

### C

Emma Kauf, Georgia Tech, Sr.

### P

Katheryn Sandercock, FSU, R-Sr.  
 Valerie Cagle, Clemson, R-Jr.  
**Emma Lemley, Virginia Tech, So.**

### DP (Tie)

Kalei Harding, Florida St., Jr.  
**Meredith Slaw, Virginia Tech, Sr.**

## ALL ABOUT THE BATS

- The Hokie offense continued to shine in their ACC opening series, finishing the three games played with a .325 batting average, compared to a .134 put up by NC State
- Tech recorded 25 hits, including eight extra base hits, scoring 24 runs and posting an on base percentage of .597
- Five different Hokies recorded a home run, adding to the season total of 33. Greene hit two home runs and led the way with five RBI.
- As of Monday, March 6, the Hokies are second in NCAA Division I with 1.83 home runs per game

## RING 'EM UP

- Emma Lemley tallied 28 strikeouts over the weekend, including a 10-strikeout outing against NC State to open the series
- She has four games so far this season with double-digit strikeouts and three games with 15+ strikeouts
- Lemley ranks first in the ACC and fourth in NCAA with 99 total strikeouts on the season

## COMEBACK KIDS

- The Hokie bats have come up big in two games this season, working from behind to tie the game up via the long ball
- Most recently, Tech came back from down 5-2 in the top of the seventh against No. 9/13 Texas, getting a two-run home run off the bat of Kelsey Bennett and a solo shot from Emma Jackson to tie the game up at 5-5
- The Hokies would win that game 6-5 in eight innings, as Cameron Fagan had the game-winning RBI
- Tech also came back from a six-run deficit to tie the game in the top of the seventh against No. 5 Oklahoma State. Jayme Bailey, Kelsey Bennett and Bre Peck all had home runs to help the cause

## ACTION JACKSON

- Freshman Emma Jackson made an impact on the Hokies weekend in Texas, coming up clutch with the game-tying home run against Texas, her first career home run in her first career start as DP
- She followed that up with a three-run home run in the run rule win over Texas Southern the following day
- As the DP over the weekend, Jackson hit .333 with four hits, scoring three runs and tallying four RBI

## RECORD WATCH

- Jayme Bailey and Kelsey Bennett are both closing in on obtaining career records at Virginia Tech softball
- Bennett is eight home runs from setting a new career record in home runs. She is at 43 and Megan Evans (2002-05) holds the current record with 50
- She is also 12 RBI from setting a new record in runs batted in, closing in on Evans record of 161
- Both Bennett and Bailey are three triples away

from the career record of 12 from Bronwyn Blair (1998-01) and Bailey is five doubles away from Michelle Meadows (1997-00) with 48

## HOKIE HOMERS

- The Hokies hit at least one home run in every game in Texas, hitting three against Texas and Texas Southern for a total of 27 as of Feb 27 to lead the NCAA
- The Hokie lineup hit 10 home runs total throughout the weekend down in Clearwater
- Five of those home runs were recorded in game one against No. 5 Oklahoma State, all hit by different players throughout the game
- Madison Hanson, Bre Peck, Jayme Bailey, and Kelsey Bennett all hit two home runs while in Clearwater
- Pinch hitting was key for Hokies in Clearwater as Madison Hanson and Morgan Overaitis both came in to hit significant home runs

## HOW ABOUT HANSON

- Junior Madison Hanson had a career weekend at the plate, recording a .333 batting average and four RBI for the Hokies in Clearwater
- Hanson hit a clutch pinch-hit two-run home run against Oklahoma State, her first career home run
- She continued her weekend as designated player where she hit another home run during the win against Nebraska
- The junior also contributed an important RBI against No. 2 UCLA
- Hanson ended the weekend with a 1.000 slugging percentage

## RITTER AT THE TOP

- Emma Ritter has been a consistent lead off for the Hokies this season with a .404 batting average and .360 when she is leading off an inning
- Ritter had three hits, one of two Hokies to post three hits, and one RBI in game one against Oklahoma State in Clearwater
- She also contributed one hit and one RBI in the win against South Florida

## LEMLEY Ks

- Emma Lemley set a new career-high, 17 strikeouts, against No. 10 Arizona
- Lemley also pitched a solid game in the win against USF recording 15 strikeouts, giving up one run and no walks
- The sophomore has now racked up 75 strikeouts, which ranks first in the ACC and second nationally

## STRONG START

- The Hokies started the season off strong with a run-rule victory against East Carolina, recording 11 hits during the season opener
- Bre Peck led the offense going, 1-for-2 with a home run, walk and three RBI
- Freshman Teagan Thrunk had a memorable debut, going 3-for-3 at the plate
- Emma Lemley tossed a four-hit shutout in the circle, striking out seven Pirates
- The Hokies finished their opening weekend with a 5-0 record for the second straight season



**HOKIES IN THE POLLS**

	NFCA	USA Softball	Softball America	DI Softball
P	11	11	11	13
W1	8	9	8	11
W2	10	12	16	15
W3	10	13	16	17

Multiple Hit Games	2	3	4	5+	Total
90 Emma Ritter	4	3	-	-	7
2 Jayme Bailey	4	1	-	-	5
97 Cameron Fagan	4	1	-	-	5
6 Addy Greene	3	1	-	-	4
7 Teagan Thrunck	2	1	-	-	3
88 Bre Peck	3	-	-	-	3
8 Kelsey Bennett	2	-	-	-	2
24 Morgan Overaitis	2	-	-	-	2
TEAM	24	7	0	0	31

Hitting Streaks	Longest	Current
90 Emma Ritter	9	9
2 Jayme Bailey	9	1
6 Addy Greene	5	4
14 Emma Jackson	4	2
19 Madison Hanson	4	-
88 Bre Peck	4	-
97 Cameron Fagan	3	3
8 Kelsey Bennett	3	-
7 Teagan Thrunck	3	1
44 Rachel Castine	2	-
24 Morgan Overaitis	2	1
21 Kelsey Brown	2	-
28 Grace Chavez	1	-
16 Meredith Slaw	1	-
11 Kylie Aldridge	1	-
20 Trinity Martin	1	1

Multiple RBI Games	2	3	4	5+	Total
2 Jayme Bailey	3	2	-	-	5
6 Addy Greene	1	1	2	-	4
7 Teagan Thrunck	2	-	1	-	3
8 Kelsey Bennett	3	-	-	-	3
97 Cameron Fagan	2	1	-	-	3
90 Emma Ritter	2	-	-	-	2
14 Emma Jackson	-	1	-	-	1
11 Kylie Aldridge	1	-	-	-	1
19 Madison Hanson	1	-	-	-	1
21 Kelsey Brown	1	-	-	-	1
28 Grace Chavez	1	-	-	-	1
88 Bre Peck	-	1	-	-	1
TEAM	17	6	3	0	26

Reached Base Streaks	Longest	Current
2 Jayme Bailey	13	3
88 Bre Peck	11	-
97 Cameron Fagan	10	4
90 Emma Ritter	9	9
6 Addy Greene	6	6
14 Emma Jackson	4	3
19 Madison Hanson	4	1
11 Kylie Aldridge	3	-
8 Kelsey Bennett	3	-
24 Morgan Overaitis	3	1
7 Teagan Thrunck	3	1
21 Kelsey Brown	2	-
16 Meredith Slaw	2	-
44 Rachel Castine	2	-
28 Grace Chavez	1	-
20 Trinity Martin	1	1

• Tech outscored opponents 32-3 and the pitching staff recorded a 0.23 ERA over the five games played

**BAILEY'S BAT**

- Jayme Bailey went 10-for-14 on opening weekend to kick off her fifth year as a Hokie
- Throughout the weekend, she recorded one double, one triple and one home run
- She contributed five RBI and three runs
- Bailey led the team with a .741 batting average on the weekend and also stole two bases

**STAFF DEBUT**

- The Hokie pitching staff consisting of Grein, Jacobson, Lemley and Peck worked together to average a 0.23 ERA on opening weekend
- The four pitchers only allowed four walks and three runs the entire weekend
- Newcomer Lyndsey Grein pitched the most innings for the staff with 14, striking out 11, nine of them against UNC Wilmington, a regional team a season ago
- Molly Jacobson and utility player Bre Peck also made their pitching debuts this season where they combined to toss a shutout against Purdue Fort Wayne
- This is Peck's first season on the pitching staff, playing primarily at 3rd base last season. Peck was the Pennsylvania Gatorade Player of the Year in 2019 and has a perfect game in the state quarterfinals on her resume

**GREENE GOES YARD**

- Junior Addy Greene had a memorable opening weekend, recording five RBI for the Hokies
- Four of those RBI came off of two home runs against Purdue Fort Wayne
- Greene also hit a key RBI sacrifice fly in the win against ECU

**ROSTER RUNDOWN**

- The Hokies return eight starters, including All-American Emma Ritter, as well as ACC Freshman of the Year Emma Lemley.
- Other returners include utility Jayme Bailey, infielder Kelsey Bennett, designated player Meredith Slaw, outfielder Kelsey Brown, utility Bre Peck and infielder Cameron Fagan
- Tech lost three starters from 2022, including All-American pitcher Keely Rochard, catcher Mackenzie Lawter (who returns this year as a Student Assistant Coach) and outfielder Darby Trull
- The Hokies welcome eight newcomers to the 2023 roster, with seven freshman and one transfer ready to make an impact

**SOPHOMORE SEASON**

- Right-handed pitcher Emma Lemley returns to the circle this year after a standout rookie season
- During the 2022 season, the freshman was named a Top-3 Finalist for NFCA/Schutt Sports National Freshman of the Year, as well as the ACC Freshman of the Year. Other awards include NFCA Mid-Atlantic Region Second Team, All-ACC First Team and ACC All-Fresh-

man Team

- Lemley finished with a 2.12 ERA, a 1.01 WHIP, and a .186 opponent batting average, recording a 16-6 record on the year. She added six shutouts, 212 strikeouts and three saves
- She finished ninth nationally in strikeouts per seven innings (10.7) and posted three of her shutouts during ACC play

**FRESH FACES**

- The Hokies welcome seven freshman and one grad transfer to the 2023 roster
- Teagan Thrunck, an infielder from New Jersey, was ranked the 58th best player in the 2022 signing class, a First Team All-American infielder by Extra Innings Softball and a PGF All-American. She finished her senior year with a .532 batting average with 42 hits, five triples and seven home runs, as well as a 1.091 slugging percentage
- A catcher out of North Carolina, Kylie Aldridge was a 2022 Extra Innings Softball High School All-American, as well the 3A East State Player of the Year in 2021. As a senior, posted a .520 batting average with 27 RBI, 34 hits, a .630 OBP and a 1.496 OPS
- Lyndsey Grein will see some time in the circle, joining the Hokies from Mokena, Illinois. She recorded a 1.25 ERA as a senior with 197 strikeouts in 2022. Grein helped her team to a second-place finish at the 2021 State Championship, totaling 292 strikeouts on the season. At the plate, she finished with a .427 batting average with 28 RBI.
- Megan Furr (Centreville, Va.), Payton List (Beaver, Pa.), Emma Jackson (Chincoteague, Va.) and Trinity Martin (Nathalie, Va.) join the Hokies for their freshman season and look to make an impact
- Shanan Hester joins the Hokies after a four-year career at Roanoke College. She played in 125 games over the course of her career, hitting over .300 each season. She was named NFCA All-Region and ODAC All-Tournament after a successful senior season

**ALL-AMERICAN RITTER**

- Striking out only six times in 2022, Ritter was ranked first in the ACC and 12th nationally as the toughest to strike out. She also accounted for 23 of Tech's stolen bases which ranked her third in the ACC.
- Her .400 batting average was good for second in the ACC and Top-50 nationally. In the outfield, Ritter had a perfect 1.000 fielding percentage with 45 putouts.

**MACK IS BACK**

- Head coach Pete D'Amour and Virginia Tech softball announced in Septmeber that All-ACC catcher, Mackenzie Lawter, will be returning as a student assistant coach for the 2022-23 season.
- A key component behind the plate for the Hokies, Lawter finished up her fifth year of eligibility during the 2022 season. Following her senior season, the catcher was named to the All-ACC Second Team, as well as NFCA Mid-Atlantic Region Second Team.
- At the 2022 Blacksburg Regional, Lawter played a big role in advancing the Hokies to Super Regionals.





**2023 HONORS & AWARDS****Preseason**

Cameron Fagan, Preseason All-ACC Team  
 Cameron Fagan, Extra Innings Top 100  
 Emma Lemley, Softball America Preseason All-American  
 Emma Lemley, D1 Softball Preseason Top 100  
 Emma Lemley, Softball America Top 100  
 Emma Lemley, Extra Innings Top 100  
 Emma Lemley, Preseason All-ACC Team  
 Emma Lemley, USA Softball Player of the Year Top 50 Watch List  
 Emma Ritter, Softball America Preseason All-American  
 Emma Ritter, D1 Softball Preseason Top 100  
 Emma Ritter, Softball America Top 100  
 Emma Ritter, Extra Innings Top 100  
 Emma Ritter, Preseason All-ACC Team  
 Emma Ritter, USA Softball Player of the Year Top 50 Watch List  
 Meredith Slaw, Preseason All-ACC Team

**2022 HONORS & AWARDS****Postseason**

Kelsey Bennett, All-ACC Third Team  
 Kelsey Brown, All-ACC Third Team  
 Cameron Fagan, All-ACC Second Team  
 Cameron Fagan, NFCA First Team All-Mid Atlantic Region  
 Cameron Fagan, VaSID All-State First Team  
 Mackenzie Lawter, All-ACC Second Team  
 Mackenzie Lawter, NFCA Second Team All-Mid Atlantic Region  
 Emma Lemley, ACC Freshman of the Year  
 Emma Lemley, All-ACC First Team  
 Emma Lemley, ACC All-Freshman Team  
 Emma Lemley, NFCA Second Team All-Mid Atlantic Region  
 Emma Lemley, VaSID Freshman of the Year  
 Emma Lemley, VaSID All-State First Team  
 Morgan Overaitis, All-ACC Second Team  
 Bre Peck, All-ACC Second Team  
 Bre Peck, ACC All-Freshman Team  
 Bre Peck, NFCA First Team All-Mid Atlantic Region  
 Bre Peck, VaSID All-State First Team  
 Emma Ritter, All-ACC First Team  
 Emma Ritter, NFCA First Team All-Mid Atlantic Region  
 Emma Ritter, NFCA Third Team All-American  
 Emma Ritter, VaSID Player of the Year  
 Emma Ritter, VaSID All-State First Team  
 Keely Rochard, ACC Pitcher of the Year  
 Keely Rochard, First Team All-ACC  
 Keely Rochard, NFCA First Team All-Mid Atlantic Region  
 Keely Rochard, NFCA First Team All-American  
 Keely Rochard, VaSID Pitcher of the Year  
 Keely Rochard, VaSID All-State First Team  
 Meredith Slaw, All-ACC First Team  
 Meredith Slaw, NFCA First Team All-Mid Atlantic Region  
 Meredith Slaw, VaSID All-State First Team  
 Darby Trull, All-ACC Third Team  
 Darby Trull, NFCA Third Team All-Mid Atlantic Region

**Inseason**

Keely Rochard, ACC Pitcher of the Week (2/14), (4/5)  
 Emma Lemley, ACC Pitcher of the Week (3/9), (3/29), (4/26)  
 Meredith Slaw, ACC Player of the Week (4/12)  
 Keely Rochard, USA Softball Collegiate Player of the Year Top-10 Finalist  
 Emma Lemley, Schutt Sports/NFCA Freshman of the Year Top-3 Finalist

She hit a two-run home run to bring in the game-winning run over Miami (OH) in an elimination game. The next day, Lawter hit the go-ahead three-run home run against No. 15 Kentucky in game seven to put the Hokies in position to close out the Regional with a win.

• Lawter will work with all aspects of the program this season. She will graduate from Virginia Tech in May 2023 with a Master's in Reputation Management.

**USA SOFTBALL TOP 50 WATCH LIST**

• Emma Lemley and Emma Ritter earned a spot on the USA Softball Top 50 Watch List for Player of the Year for the first time in their respective careers.  
 • The Top 50 Watch List highlights athletes from 26 universities and nine athletic conferences from across the country. The ACC is represented with six athletes.  
 • The Top 25 finalists for Player of the Year will be announced on May 3, followed by the Top 10 on May 3 and Top 3 on May 17. The Player of the Year will be announced prior to the NCAA Women's College World Series.

**PRESEASON ALL-ACC**

• Cameron Fagan, Emma Lemley, Emma Ritter and Meredith Slaw all land a spot on the team in their respective positions.  
 • The Hokies were also ranked second in the ACC Preseason Coaches Poll, behind only Florida State, Clemson, Notre Dame and Duke round out the top five.  
 • This is Fagan's second straight Preseason ACC honor. This is the first preseason honor for Lemley, Ritter and Slaw

**IN THE POLLS**

• The Hokies entered the 2023 season ranked No. 11 in both the USA Softball preseason poll and the NFCA poll  
 • On April 25, 2022 the Virginia Tech Softball team achieved their highest-ever national ranking, coming in at No. 2 after taking the ACC series at Florida State  
 • On March 7, 2022 the Hokies were ranked No. 1 in the NCAA RPI after the three-game sweep against Clemson. Tech then spent three straight weeks at No. 1  
 • The Hokies finished their historic season ranked No. 9 in the final polls

**MORE D'AMOUR**

• D'Amour is back for his fifth season after leading the Hokies to their second straight Super Regional appearance  
 • The Virginia Tech skipper has a .791 win percentage with a 151-40 record since his arrival at Virginia Tech  
 • For the second straight season, D'Amour and his staff were honored with the NFCA Mid-Atlantic Staff of the Year award  
 • D'Amour is the 2022 ACC Coach of the Year, producing a conference high 11 All-ACC team members

**REGULAR SEASON CHAMPS**

• The Hokies clinched their second ACC Regular Season Championship, run-ruling Boston College 9-0 to officially clinch the championship.  
 • Tech last won the regular season in 2019, finishing 20-4 in the Coastal Division. The Hokies clinched the

2019 championship at Boston College as well with a sweep of the Eagles.

• The 21-2 record in ACC play is the highest winning percentage in conference play in school history.

**BEST ACC START**

• Tech's 13-0 start in conference games during the 2022 season is the league's best start since Florida State began league play 10-0 back in 2018.  
 • The Hokies 13 straight ACC wins tied the 13 consecutive league contests the team won during a stretch of the 2014 season.  
 • Tech hadn't started undefeated through 13 games in conference play since joining the ACC

**NATIONAL STAGE**

• Emma Lemley was invited to join the USA National Softball team to compete in the 2022 Canada Cup  
 • Lemley helped the National Team earn gold at the Canada Cup, pitching the first game of the tournament, throwing three innings and recording 7 strikeouts.

**MID-ATLANTIC STAFF OF THE YEAR**

• For the second straight season, head coach Pete D'Amour and his coaching staff were recognized as the NFCA Mid-Atlantic Coaching Staff of the Year  
 • This is the third time D'Amour and his staff have been recognized with the award after earning it following the 2019 and 2021 seasons. This is the fifth time in school history that the Virginia Tech coaching staff has been named the Mid-Atlantic staff of the year (2007, 2008, 2012, 2013).

**RANKED MATCHUPS**

• The Hokies had 19 games in 2022 against an opponent ranked in the top 25 in either the NFCA/USA Today poll or the USA Softball/ESPN.com poll  
 • Tech finished 14-8 in ranked matchups with wins over then-RV/24 Northwestern, No. 11/12 Missouri, No. 19/20 Kentucky, No. 14/9 Clemson (3), No. 22/20 UCF (2) and No. 2/3 Florida State (2), No. 15/15 Kentucky (2) and No. 12/14 Florida  
 • Virginia Tech finished at No. 2 in the final NCAA RPI

**4-FOR-FAGAN**

• Cameron Fagan had two games a season ago where she went 4-for-4, including the win over Michigan State (2/12) and Liberty (4/12)  
 • She is the only player to have multiple four-hit games, with Bre Peck the only other Hokie to have a four-hit game a season ago  
 • The junior started in 55 games last year at second base and recorded a .936 fielding percentage. She was also a standout at the plate for the Hokies, posting a .351 batting average and a .474 on base percentage.  
 • During game six of the Blacksburg Regional against No. 15 Kentucky, Fagan led the Hokies with four RBI.  
 • The infielder was named to the 2022 NFCA Mid-Atlantic Region First Team, All-ACC Second Team and VASID First Team.

**SERIES SWEEPS**

• The Hokies did not drop a single ACC series in 2022, securing the ACC Regular Season Title



- Tech only fell in two ACC games of the 23, taking losses to Florida State and Virginia
- Tech swept Clemson for the first time in school history by outscoring the Tigers 14-3 over the three games played
- To put that in perspective, Clemson was not swept at all in 2021 in ACC play, posting a 29-5 record with six sweeps

### RACKING UP THE Ks

- The Hokies led the conference in strikeouts last year, tallying 540 total over 376.1 innings pitched
- Tech also led the ACC and was seventh nationally in strikeout to walk ratio with a 4.76
- Sophomore returner Emma Lemley recorded 212 of those strikeouts and is poised to carry a heavier load this season
- Although the Hokies lost All-American Keely Roachard, Lyndsey Grein and Bre Peck join the bullpen and will see innings for Tech

### D'AMOUR GETS 200

- Head coach Pete D'Amour reached career-win 200 on March 11, 2022 as the Hokies run-ruled Syracuse 13-1.
- D'Amour became the fastest coach in school history to reach 100 wins at Virginia Tech in 2021, also in a win over Syracuse.

### THREE BAGGERS

- A season ago, Tech finished second in triples per game with .32, which also put them at 11th

- nationally
- The Hokies had 18 total, compared to only seven triples hit by opponents
- Emma Ritter and Kelsey Brown led the way with four each, as well as Cameron Fagan, Morgan Overaitis, Darby Trull and Jayme Bailey each had two
- Eight different Hokies recorded a triple in 2022, covering the majority of their starting lineup

### EMMA <sup>2</sup>

- Emma Lemley and Emma Ritter have been racking up the preseason accolades this year for the Hokies
- Along with making the preseason All-ACC team and the Top 50 Watch List for Collegiate Player of the Year, the two were also recognized by D1 Softball, Extra Innings and Softball America
- Lemley ranked No. 36 and Ritter ranked No. 38 on the Softball America Top 100 Players List
- On the D100 Player rankings, Lemley earned the No. 30 spot, while Ritter was No. 42
- The Extra Elite 100 Player Rankings saw Lemley at No. 36, Ritter at No. 49 and Cameron Fagan at No. 68

### HITS LEADER

- Virginia Tech led the ACC in hits during the 2023 season, finishing the year with 488 total
- The Hokies recorded 77 doubles, 18 triples and 66 home runs over the course of 1,551 total at bats
- Emma Ritter was the hits leader with 66 total, followed closely by Cameron Fagan with 65
- Jayme Bailey was the doubles leader with 12 and Bre Peck led the home run charge with 11 her freshman year

### 5TH YEAR BEST YEAR

- Jayme Bailey, Kelsey Bennett and Meredith

- Slaw all return for their fifth year at Virginia Tech, spending their entire career in Blacksburg
- Other fifth year players include Kelsey Brown, Morgan Overaitis and Shanah Hester, all transferring in to Tech
- This core group will lead the Hokies on the field this season, as each of them have been highly decorated throughout their respective careers

### HISTORIC NO-NOs

- The back-to-back no-hitters against Longwood (3/22/22) were the first-ever time the Hokies' no-hit both games of a doubleheader since the program's inception in 1995.
- Tech pitchers had not tossed no-hitters in consecutive games in over 20 years, dating all the way back to May 7 and May 11, 2000 in shutouts vs. St. Bonaventure and Dayton.
- Rosenberry and Lemley, who both threw their first career no-hitters, joined a group of 11 other pitchers in Hokies history that have thrown no-hitters, including teammate Keely Roachard.
- With Roachard's no-hitter against UCF (4/3/22), it marked the third no-hitter in five games for the Hokies, all by different pitchers

### D'AMOUR HOLDS OWN VS. TOP 25

- Tech coach Pete D'Amour is 21-17 versus the NFCA/USA Today and USA Softball/ESPN.com Top 25 polls since his arrival to Tech with a win over No. 9/13 Texas so far this season

### HOKIE HISTORY

- Tech had yet another historic season in 2022,

## STARTERS SUMMARY

Player	GS	Position										Batting Order										
		p	c	1b	2b	3b	ss	lf	cf	rf	of	dh	1st	2nd	3rd	4th	5th	6th	7th	8th	9th	
97 Cameron Faga	18	.	.	.	18	.	.	.	.	.	.	.	.	.	.	.	.	.	.	.	.	.
2 Jayme Bailey	18	.	.	18	.	.	.	.	.	.	.	.	.	.	.	.	.	.	.	.	.	.
90 Emma Ritter	18	.	.	.	.	.	.	.	11	7	.	.	.	.	.	.	.	.	.	.	.	.
7 Teagan Thrunck	17	.	.	.	.	.	17	.	.	.	.	.	.	.	.	.	.	.	.	.	7	9
6 Addy Greene	16	.	.	.	.	1	.	2	.	12	.	1	.	.	.	.	.	.	.	.	.	.
88 Bre Peck	15	2	.	.	.	2	.	.	11	.	.	.	.	.	.	.	.	.	.	.	.	.
8 Kelsey Bennett	15	.	1	.	.	14	.	.	.	.	.	.	.	.	.	.	3	12	.	.	.	.
11 Kylie Aldridge	12	.	12	.	.	.	.	.	.	.	.	.	.	.	.	.	.	1	7	4	.	.
27 Emma Lemley	9	9	.	.	.	.	.	.	.	.	.	.	.	.	.	.	.	.	.	.	.	.
24 Morgan Overait	7	.	.	.	.	.	.	.	.	6	.	1	.	.	.	.	.	.	.	.	.	.
44 Rachel Castine	7	.	5	.	.	1	1	.	.	.	.	.	.	.	.	.	.	.	.	.	3	4
18 Lyndsey Grein	6	6	.	.	.	.	.	.	.	.	.	.	.	.	.	.	.	.	.	.	.	.
14 Emma Jackson	6	.	.	.	.	.	.	.	.	.	.	.	.	.	.	.	6	.	.	.	.	.
19 Madison Hanso	5	.	.	.	.	.	.	.	.	.	.	.	.	.	.	.	.	5	.	.	.	.
21 Kelsey Brown	5	.	.	.	.	.	.	5	.	.	.	.	.	.	.	.	.	.	.	.	.	.
16 Meredith Slaw	4	.	.	.	.	.	.	.	.	.	.	.	.	.	.	.	.	.	.	.	4	.
17 Molly Jacobson	1	1	.	.	.	.	.	.	.	.	.	.	.	.	.	.	.	.	.	.	.	.
28 Grace Chavez	1	.	.	.	.	.	.	.	.	.	.	.	.	.	.	.	.	.	.	.	.	1



finished the year with 46 wins and hosting a Regional and a Super Regional for the first time in program history

• The Hokies also set a record in ACC Play, going 21-2 on the way to a Regular Season Title, the best conference winning percentage in school history

Below are the most wins in school history.

Year	Wins	Overall Record	Postseason
1999	54	54-16 (14-2 A-10)	L, A-10 title game
2008	49	49-19 (16-5 ACC)	WCWS (OKC)
2007	49	49-16 (15-5 ACC)	Regionals (Columbus)
2019	47	47-11 (20-4 ACC)	Regionals (Lexington)
2022	46	46-10 (21-2 ACC)	Supers (Blacksburg)
2005	44	44-25 (4-13 ACC)	Regionals (Knoxville)
2012	42	42-21 (12-8 ACC)	Regionals (Knoxville)
2002	42	42-18 (12-8 BIG EAST)	L, BIG EAST title game
2000	41	41-22 (12-4 A-10)	L, A-10 title game

### A DINGER A DAY

• The Hokies hit at least one home run in 36 games a season ago, which is more than half of their 56 total games

• Tech had an eight-game streak of at least one home run in a game, dating from the win over Clemson on March 6 to the win over North Carolina on March 20

• Tech had multiple games where more than one Hokie hit a home run, as well as Bre Peck, Meredith Slaw, and Emma Ritter had multi-home run game

### ALL FOR ARTHUR



• Arthur Erwin is 6 1/2 years old and Hokie Softball's biggest fan. Arthur and his parents (Abbey and Zach Erwin) attended a game in March 2022. Coach D'Amour saw Arthur in the stands and went up to introduce himself and gave Arthur an autographed ball from Keely Richard.

• Following the game, Arthur was invited on the field to take a photo with the team and from there, Arthur attended every softball game he could, including the ACC Tournament in Pittsburgh.

• Arthur loves all Hokie sports, but softball is his favorite. He will send the team videos of encouragement before games.

• Arthur was diagnosed with cerebral palsy and is thankful for C.A.T.S.- Children's Assistive Technology Service, which is a non-profit in Virginia that accepts donations of gently used pediatric adaptive equipment, cleans and refurbishes it, and provides it to children with disabilities that need it at no cost.

• CATS has provided Arthur with tens of thousands of dollars' worth of equipment as he has grown up. More info and to donate: <https://atdevices->

[forkids.org/](https://forkids.org/)

• Twice a year, Arthur goes to UVA for intensive therapy sessions that last anywhere from 2-4 weeks. While at UVA, he insists on wearing Hokie gear the entire time and you will often find him walking or biking through the hallway of the children's hospital yelling "Let's Go Hokies"

### BY THE NUMBERS

• The Hokies had their best season as far as attendance in 2022, posting a regular season total of 8,933. The capacity for Tech Softball Park is 1,024 and Tech had three sellouts throughout the regular season

• During the Blacksburg Regional and Super Regional, that number total rose to 14,945. Temporary bleachers were set up in TSP, increasing capacity to 1,987.

• Attendance at Tech Softball Park has steadily increased since 2014

## TECH SOFTBALL PARK



### QUICK FACTS

Surface	Grass outfield, dirt infield
Dimensions (LF-CF-RF)	200-220-200
First Game	March 25, 1998, W, 8-6 (8 Inn.) vs. Charlotte
Seasons in Use	26th Season
Record at TSP	309-145 Games: 454
vs. Ranked Teams	18-34 (.346) Games: 52

### UNDER D'AMOUR

At TSP	47-15
ACC Record at home	35-13
vs. Nonconference at home	12-2
vs. Ranked Teams at home	4-4

The Virginia Tech softball team has the luxury of playing and practicing in some of the finest facilities on the East Coast. Using the Tech Softball Park, Softball Indoor Facility and a state-of-the-art weight room, the Hokies train in terrific facilities designed to help them win championships. Combined with a new locker room and one of the best scoreboard and video boards in the country, the Hokies have it all when it comes to what they need to win.

Tech Softball Park, which was completed in the fall of 1997, has dimensions of 200 feet down the lines and 220 feet to center field. In January of 2008, an additional 746 permanent seats were installed, bringing the capacity up from 336 to 1,024. The new bleachers match the ones that were already in place and now extend down to the end of both dugouts.

Thanks to an anonymous donation, TSP now has seatbacks in the section behind home plate, which was completed in fall 2017.





## RESULTS

Date	Opponent	Score	Inns	Overall	Conference	Pitcher of record	Attend	Time
Feb 9, 2023	vs East Carolina	w 8-0	5	1-0-0	0-0-0	E. Lemley (W 1-0)	100	1:31
Feb 9, 2023	at UNCW	w 5-1	7	2-0-0	0-0-0	L. Grein (W 1-0)	310	1:42
Feb 10, 2023	at UNCW	w 6-0	7	3-0-0	0-0-0	E. Lemley (W 2-0)	170	1:50
Feb 10, 2023	vs East Carolina	w 4-2	7	4-0-0	0-0-0	L. Grein (W 2-0)	100	1:41
Feb 11, 2023	vs Purdue - Fort Wayne	w 9-0	5	5-0-0	0-0-0	B. Peck (W 1-0)	100	1:20
Feb 17, 2023	vs #3 Oklahoma State	L 9-10	7	5-1-0	0-0-0	M. Jacobson (L 0-1)	5444	2:50
Feb. 17, 23	vs NEBRASKA	w 6-4	7	6-1-0	0-0-0	E. Lemley (W 3-0)	5444	2:14
Feb 18, 2023	vs #2 UCLA	L 4-8	7	6-2-0	0-0-0	B. Peck (L 1-1)	5632	2:17
Feb 18, 2023	vs #10 Arizona	L 2-6	7	6-3-0	0-0-0	E. Lemley (L 3-1)	5632	1:57
Feb 19, 2023	vs South Florida	w 4-1	7	7-3-0	0-0-0	E. Lemley (W 4-1)	5147	2:12
Feb 24, 2023	vs Abilene Christian	w 11-0	5	8-3-0	0-0-0	L. Grein (W 3-0)	0	1:47
Feb 24, 2023	at #9 Texas	w 6-5	(8)	9-3-0	0-0-0	E. Lemley (W 5-1)	1386	2:27
Feb 25, 2023	vs Texas Southern	w 8-0	5	10-3-0	0-0-0	M. Jacobson (W 1-1)	0	1:12
Feb 25, 2023	at #9 Texas	L 2-8	7	10-4-0	0-0-0	L. Grein (L 3-1)	1780	2:04
Feb 26, 2023	vs Abilene Christian	w 4-1	7	11-4-0	0-0-0	E. Lemley (W 6-1)	0	2:03
* Mar 03, 2023	NC STATE	w 7-0	7	12-4-0	1-0-0	E. Lemley (W 7-1)	215	1:50
* Mar 04, 2023	NC STATE	w 7-3	7	13-4-0	2-0-0	E. Lemley (W 8-1)	714	1:53
* Mar 05, 2023	NC STATE	w 10-1	6	14-4-0	3-0-0	E. Lemley (W 9-1)	678	1:48

( ) extra inning game





**THE LAST TIME VIRGINIA TECH..**

Recorded 10+ hits in a game	10 vs. Abilene Christian (2/24/23)
Recorded 15+ hits in a game	21 at No. 2/3 FSU (4/9/22)
Scored 10+ runs in a game	10 vs. NC State (3/5/23)
Scored 15+ runs in a game	23 at No. 2/3 FSU (4/9/22)
Drew eight walks or more in a game	8 vs. Dartmouth (2/21/20)
Stole five or more bases in a game	5 vs. Saint Francis (5/20/22)
Hit just 3 home runs in a game	3 vs. Texas Southern (2/24/23)
Hit just 4 home runs in a game	4 vs. NC State (3/4/23)
Hit 4+ home runs in a game	5 vs. Oklahoma State (4/17/22)
Had 3+ players with 3+ hits in a game	Fagan - 3, Peck - 3, Bennett - 3, Slaw - 3, at No. 2/3 FSU (4/9/22)
Turned a triple play	No. 1 Florida State, L, 12-5 [5] [1] (3/10/17)
Highest ranked opponent defeated	No. 2/3 FSU, 23-9, (4/9/22)
Defeated ranked opponent at home	No. 12 Florida (5/27/22)
Highest ranked opponent defeated at home	No. 6 JMU, 2-1 (4/6/16)
Defeated ranked opponent on the road	No. 9/13 Texas, 6-5 (8), (2/24/23)
Highest ranked opponent defeated on the road	No. 2/3 FSU, 23-9, (4/9/22)
Defeated ranked opponent at neutral site	vs. No. 19 Kentucky, 6-1, in Leesburg, Fla. (2/13/22)
Highest ranked opponent defeated at neutral site	No. 4 Michigan, 6-2, at Gainesville, Fla. (2/20/99)
Defeated a top-10 team	No. 9/13 Texas, 6-5 (8), (5/24/23)
Won a run-rule game	vs. NC State, 10-1 [6 inn.] (5/6/23)
Lost a run-rule game	vs. No. 12 Florida, 12-0 [5 inn.] (5/29/22)
Won an extra-inning game	at No. 9/13 Texas, 6-5 [8 inn.] (4/24/23)
Lost an extra-inning game	at UCF, 5-4 [11] (4/4/22)
Was no-hit by	Alexa Romero, vs. Syracuse, L, 2-0 (3/9/18)

**THE LAST TIME A TECH PLAYER..**

Recorded five hits in a game	Caroline Schoenewald, vs. Lamar (2/8/18)
Recorded four hits in a game	Cameron Fagan at Liberty (4/12/11)
Drove in 5+ runs in a game	7, Kelsey Bennett at NC State (3/14/21)
Scored 4+ runs in a game	4, Jayme Bailey at NC State (3/14/21)
Hit a grand slam	Meredith Slaw vs. Kentucky (5/21/22)
Hit 2+ home runs in a game	2, Addy Greene vs. NC State (3/5/23)
Player hit back-to-back home runs	4 inn. & 6 inn. Addy Greene vs. NC State (3/5/23)
Players hit back-to-back home runs	Mackenzie Lawter and Cameron Fagan at Liberty [7th inn] (4/12/22)
Players hit back-to-back-to-back home runs	3rd inn. J. Bailey, K. Bennett and M. Overaitis vs. Radford [2] (3/17/21)
Hit for the cycle	Never
Had 2+ doubles in a game	2, Morgan Overaitis vs. No. 9/13 Texas (2/25/23)
Had 2+ triples in a game	2, Courtney Brinkman at ETSU (4/25/02)
Drew 4+ walks in a game	4, Courtney Liddle vs. Miami (3/10/12)
Stole 3+ bases in a game	3, Kelsey Brown vs. Georgia Tech [2] (4/17/21)
Had a walk-off home run	Cameron Fagan vs. NC State (3/5/23)
Had a walk-off grand slam	Betty Rose vs. Cornell, 8-4 (3/20/12)
Had a walk-off hit	Mackenzie Lawter vs. Virginia, 5-4 [8 inn.] (4/16/22)

**THE LAST TIME A TECH PLAYER..**

Struck out 15+ batters	17 Emma Lemley vs. Arizona (2/18/23)
Struck out 10+ batters	10, Emma Lemley vs. NC State (3/3/23)
Threw a no-hitter	Keely Rochard vs. Saint Francis (5/20/22)
Threw a 7-inning no-hitter	Keely Rochard vs. Saint Francis (5/20/22)
Threw a 7-plus-inning no hitter	Angela Tincher vs. Florida State (5/10/08)
Threw a perfect game	Keely Rochard vs. No. 20/17 JMU [5 Inn.] (4/10/19)
Threw a 7-plus-inning perfect game	Angela Tincher vs. Florida State [8 Inn.] (3/24/07)

**THE LONGEST TECH GAMES..**

14 Innings	Virginia Tech 3, Florida State 2; First Round of 2005 ACC Championship (College Park, Md.)
13 Innings	Virginia Tech 3, Marshall 2; 2013 NCAA Tournament (Lexington, Ky.)
12 Innings	BC 2, VT 1; 2003 (Chestnut Hill), VT 1, Louisville 0; 2005 NAAs (Knoxville), Arizona 4, VT 3; 2008 (Tucson)
11 Innings	3 times, last: UCF 5, VT 4; 2022 (UCF) 9
10 Innings	10 times; last: Virginia Tech 6, Pitt 3; 2015 (Pittsburgh, Pa.)
9 Innings	29 times; last: Virginia Tech 6, No. 2/3 FSU 3 (4/8/22)

**What's a Hokie?**



The answer leads all the way back to 1896 when Virginia Agricultural and Mechanical College changed its name to Virginia Polytechnic Institute. With the change came the necessity for writing a new cheer and a contest for such a purpose was held by the student body.

Senior O.M. Stull won first prize for his "Hokie" yell which is still used today. Later, when asked if "Hokie" had any special meaning, Stull explained the word was solely the product of his imagination and was used only as an attention-getter for his yell. It soon became a nickname for all Tech teams and for those people loyal to Tech athletics.

The official university school colors - Chicago Maroon and Burnt Orange - also were introduced in 1896. The colors were chosen by a committee because they made a 'unique combination' not worn elsewhere at the time. The official definition of "Hokie" is "a loyal Virginia Tech Fan".


**'19 CLASS OF ACC COACHES**

- The Atlantic Coast Conference entered 2019 with five new softball head coaches from its then-12 member institutions, including Louisville's Holly Aprile, NC State's Jennifer Patrick-Swift, Pitt's Jodi Hermanek, Syracuse's Shannon Doepking and Virginia Tech's Pete D'Amour.
- Previously, Aprile was the head coach at Pitt, Patrick-Swift was the head coach at St. Francis, Hermanek was the head coach at Ohio, Doepking was the head coach at Dartmouth and D'Amour was the head coach at Kennesaw State.

Name	Team	Overall	Win. %
Pete D'Amour	Virginia Tech	104-28	.788
Jennifer Patrick-Swift	NC State	76-58	.567
Holly Aprile	Louisville	66-64-1	.508
Shannon Doepking	Syracuse	52-66	.441
Jodi Hermanek	Pitt	38-82	.317

**SOFTBALL INDOOR FACILITY**

- The facility, which is attached to Rector Field House (track & field) and immediately adjacent to Tech Softball Park, opened the fall of 2018 and provides the Hokies with an indoor infield for practice during inclement weather, along with four cages for hitting and pitching practice.
- The one-story building also features two coaches rooms, an equipment room, a team room, a film room, a mudroom and team facilities. The facility will be available to the program year-round and will have uses for practice, team events and gameday necessities. The new facility will encompass more than 16,000 square feet.
- The facility was designed by Cannon Designs and was built by Branch Associates of Salem, Virginia. This project was a part of a larger plan that vastly improved Rector Field House (track & field) and all of the adjacent athletics facilities. Total cost was roughly \$18 million.



**D'AMOUR'S RECORD WHEN...**

Total:	244-81
Conference:	95-26
Nonconference:	146-55
Home:	92-31
Away:	87-31
Neutral:	65-19
Day:	180-59
Night:	64-22
1-Run games:	41-26
2-Run games:	28-15
5+Run games:	124-24
Extra innings:	13-9
Shutouts:	87-15
Scoring 0-2 runs:	191-44
Scoring 3-5 runs:	77-28
Scoring 6-9 runs:	107-6
Scoring 10+ runs:	44-0
Opponent 0-2 runs:	182-11
Opponent 3-5 runs:	53-28
Opponent 6-9 runs:	10-32
Opponent 10+ runs:	0-9
Scored in 1st inning:	115-13
Scores first:	201-24
Opp. scores first:	40-57
After 4 leading:	189-11
After 4 trailing:	17-57
After 4 tied:	29-14
After 5 leading:	185-8
After 5 trailing:	10-58
After 5 tied:	21-11
After 6 leading:	168-6
After 6 trailing:	7-59
After 6 tied:	14-8
Hit 0 home runs:	71-49
Hit 1 home run:	62-24
Hit 2+ home runs:	100-6
Opponent 0 home runs:	175-31
Opponent 1 home run:	49-25
Opponent 2+ HRs:	23-26
Made 0 errors:	126-31
Made 1 error:	71-25
Made 2+ errors:	43-26
Opp. made 0 errors:	76-31
Opp. made 1 error:	84-24
Opp. made 2+ errors:	86-24
Out-hit opponent:	216-14
Out-hit by opponent:	16-58
Hits are tied:	11-9

# GAMES SUMMARY



## VT Softball Games Summary for Virginia Tech (as of Mar 06, 2023) (All games)

<b>Score by innings</b>	<b>1</b>	<b>2</b>	<b>3</b>	<b>4</b>	<b>5</b>	<b>6</b>	<b>7</b>	<b>8</b>	<b>Total</b>
Virginia Tech	15	11	25	15	19	18	8	1	112
Opponents	13	3	9	11	4	4	6	0	50

<b>Record when ...</b>		
Overall	14-4	After 4 leading
Conference	3-0	..... trailing
Non-Conference	11-4	..... tied
Home games	3-0	After 5 leading
Away games	3-1	..... trailing
Neutral site	8-3	..... tied
Day games	13-3	After 6 leading
Night games	1-1	..... trailing
vs Left starter	4-1	..... tied
vs Right starter	10-3	
1-Run games	1-1	Hit 0 home runs
2-Run games	2-0	... 1 home run
5+Run games	7-1	... 2+ home runs
Extra innings	1-0	
Shutouts	6-0	Opponent 0 home runs
		..... 1 home run
		..... 2+ HRs
Scoring 0-2 runs	0-2	
..... 3-5 runs	4-1	
..... 6-9 runs	8-1	Made 0 errors
..... 10+ runs	2-0	.... 1 error
		.... 2+ errors
Opponent 0-2 runs	11-0	
..... 3-5 runs	3-0	Opp. made 0 errors
..... 6-9 runs	0-3	..... 1 error
..... 10+ runs	0-1	..... 2+ errors
Scored in 1st inning	6-0	Out-hit opponent
Opp. scored in 1st	3-2	Out-hit by opponent
Scores first	11-1	Hits are tied
Opp. scores first	3-3	

**Record when team scores:**

Runs	0	1	2	3	4	5	6	7	8	9	10+
W-L	0-0	0-0	0-2	0-0	3-1	1-0	3-0	2-0	2-0	1-1	2-0

**Record when opponent scores:**

Runs	0	1	2	3	4	5	6	7	8	9	10+
W-L	6-0	4-0	1-0	1-0	1-0	1-0	0-1	0-0	0-2	0-0	0-1

**Record when leading after:**

Inn.	1	2	3	4	5	6
W-L	6-0	7-0	10-0	10-0	8-0	8-0

**Record when trailing after:**

Inn.	1	2	3	4	5	6
W-L	2-2	1-2	2-2	2-4	1-4	1-4

**Record when tied after:**

Inn.	1	2	3	4	5	6
W-L	6-2	6-2	2-2	2-0	1-0	0-0

**WHERE THEY AT**

- Tech has 25 players on the squad who represent 12 states
- Virginia is where the most players (12) are from on the team, making up 48 percent.
- The next most popular spot, two other states with more than one player, is North Carolina and Pennsylvania with two.



**WHEN THE LONG BALL...**

- If a player under Coach D'Amour hits a home run, the outcome is likely over. D'Amour is 61-22 when there is one homer and 98-7 if two or more.

**STATES**

Virginia (12)

#5 Jenna Pearson	#6 Addy Greene
#10 Megan Furr	#14 Emma Jackson
#15 Emma Yates	#16 Meredith Slaw
#19 Madison Hanson	#20 Trinity Martin
#21 Kelsey Brown	#22 Maija Louko
#27 Emma Lemley	#44 Rachel Castine

**STATES**

North Carolina (2)	
#11 Kylie Aldridge	#12 Shanan Hester
Pennsylvania (2)	
#13 Payton List	#88 Bre Peck
New Jersey (1)	Florida (1)
#7 Teagan Thrunk	#97 Cameron Fagan
Iowa (1)	Maryland (1)
#17 Molly Jacobson	#90 Emma Ritter
Michigan (1)	Nevada (1)
#24 Morgan Overaitis	#28 Grace Chavez
Illinois (1)	West Virginia (1)
#18 Lyndsey Grein	#2 Jayme Bailey
Georgia (1)	
#8 Kelsey Bennett	



## TEAM/INDIVIDUAL HIGHS

**Batting**

At bats:	35	- vs Oklahoma State (Feb 17, 2023 at Clearwater, FL)
Runs scored:	11	- vs Abilene Christian (Feb 24, 2023 at Austin, TX)
Hits:	14	- vs Oklahoma State (Feb 17, 2023 at Clearwater, FL)
RBI's:	11	- vs Abilene Christian (Feb 24, 2023 at Austin, TX)
Doubles:	5	- vs Abilene Christian (Feb 24, 2023 at Austin, TX)
Triples:	1	- (4 times)
Home runs:	5	- vs Oklahoma State (Feb 17, 2023 at Clearwater, FL)
Total bases:	31	- vs Oklahoma State (Feb 17, 2023 at Clearwater, FL)
Walks:	7	- vs Abilene Christian (Feb 24, 2023 at Austin, TX)
Strikeouts:	9	- vs UCLA (Feb 18, 2023 at Clearwater, Fla.)
Sac hits:	1	- vs Abilene Christian (Feb 24, 2023 at Austin, TX)
	1	- vs NC State (Mar 03, 2023)
	1	- vs NC State (Mar 05, 2023)
Sac flies:	1	- (7 times)
Stolen bases:	3	- vs Abilene Christian (Feb 26, 2023 at Austin, TX)
Hit by pitch:	1	- (5 times)
Caught stealing:	1	- at UNCW (Feb 9, 2023)
	1	- vs NEBRASKA (Feb 17, 23 at Clearwater, Fla.)
Runners LOB:	8	- at UNCW (Feb 10, 2023)
	8	- vs NEBRASKA (Feb 17, 23 at Clearwater, Fla.)
Hit into DP:	1	- (5 times)

**Fielding**

Putouts:	24	- at Texas (Feb 24, 2023)
Assists:	10	- vs Purdue - Fort Wayne (Feb 11, 2023 at Wilmington, N.C.)
	10	- vs Oklahoma State (Feb 17, 2023 at Clearwater, FL)
Errors:	2	- vs East Carolina (Feb 10, 2023 at Wilmington, N.C.)
	2	- at Texas (Feb 24, 2023)
DPS turned:	2	- vs Purdue - Fort Wayne (Feb 11, 2023 at Wilmington, N.C.)

**Pitching**

Innings pitched:	8.0	- at Texas (Feb 24, 2023)
Runs allowed:	10	- vs Oklahoma State (Feb 17, 2023 at Clearwater, FL)
Earned runs:	10	- vs Oklahoma State (Feb 17, 2023 at Clearwater, FL)
Walks allowed:	3	- vs Oklahoma State (Feb 17, 2023 at Clearwater, FL)
Strikeouts:	17	- vs Arizona (Feb 18, 2023 at Clearwater, Fla.)
Hits allowed:	15	- vs Oklahoma State (Feb 17, 2023 at Clearwater, FL)
	15	- vs UCLA (Feb 18, 2023 at Clearwater, Fla.)
Doubles allowed:	3	- vs Oklahoma State (Feb 17, 2023 at Clearwater, FL)
	3	- vs Arizona (Feb 18, 2023 at Clearwater, Fla.)
Triples allowed:	1	- at UNCW (Feb 9, 2023)
Homers allowed:	3	- vs Oklahoma State (Feb 17, 2023 at Clearwater, FL)
Wild pitches:	2	- at Texas (Feb 24, 2023)
Hit batters:	1	- vs East Carolina (Feb 9, 2023 at Wilmington, N.C.)
	1	- vs NC State (Mar 04, 2023)

**Batting**

At bats:	4	- (35 times)
Runs scored:	3	- Emma Ritter vs Purdue - Fort Wayne (Feb 11, 2023 at Wilmington, N.C)
Hits:	3	- (7 times)
RBI's:	4	- Addy Greene vs Purdue - Fort Wayne (Feb 11, 2023 at Wilmington, N.C)
	4	- Teagan Thrunck vs Abilene Christian (Feb 24, 2023 at Austin, TX)
	4	- Addy Greene vs NC State (Mar 04, 2023)
Doubles:	2	- Morgan Overaitis at Texas (Feb 25, 2023)
Triples:	1	- (4 times)
Home runs:	2	- Addy Greene vs Purdue - Fort Wayne (Feb 11, 2023 at Wilmington, N.C)
	2	- Addy Greene vs NC State (Mar 04, 2023)
Total bases:	8	- Addy Greene vs Purdue - Fort Wayne (Feb 11, 2023 at Wilmington, N.C)
	8	- Addy Greene vs NC State (Mar 04, 2023)
Walks:	2	- (4 times)
Strikeouts:	3	- Cameron Fagan at Texas (Feb 24, 2023)
Sac hits:	1	- Kelsey Brown vs Abilene Christian (Feb 24, 2023 at Austin, TX)
	1	- Cameron Fagan vs NC State (Mar 03, 2023)
	1	- Cameron Fagan vs NC State (Mar 05, 2023)
Sac flies:	1	- (7 times)
Stolen bases:	1	- (16 times)
Hit by pitch:	1	- (5 times)
Caught stealing:	1	- Bre Peck at UNCW (Feb 9, 2023)
	1	- Teagan Thrunck vs NEBRASKA (Feb. 17, 23 at Clearwater, Fla.)
Runners LOB:	4	- Emma Ritter at UNCW (Feb 9, 2023)

**Fielding**

Putouts:	17	- Kylie Aldridge vs Arizona (Feb 18, 2023 at Clearwater, Fla.)
Assists:	4	- (4 times)
Errors:	1	- (7 times)

**Pitching**

Innings pitched:	8.0	- Emma Lemley at Texas (Feb 24, 2023)
Runs allowed:	9	- Lyndsey Grein vs Oklahoma State (Feb 17, 2023 at Clearwater, FL)
Earned runs:	9	- Lyndsey Grein vs Oklahoma State (Feb 17, 2023 at Clearwater, FL)
Walks allowed:	3	- Lyndsey Grein vs Oklahoma State (Feb 17, 2023 at Clearwater, FL)
Strikeouts:	17	- Emma Lemley vs Arizona (Feb 18, 2023 at Clearwater, Fla.)
Hits allowed:	11	- Lyndsey Grein vs Oklahoma State (Feb 17, 2023 at Clearwater, FL)
	11	- Lyndsey Grein at Texas (Feb 25, 2023)
Doubles allowed:	3	- Emma Lemley vs Arizona (Feb 18, 2023 at Clearwater, Fla.)
Triples allowed:	1	- Lyndsey Grein at UNCW (Feb 9, 2023)
Homers allowed:	3	- Lyndsey Grein vs Oklahoma State (Feb 17, 2023 at Clearwater, FL)
Wild pitches:	2	- Emma Lemley at Texas (Feb 24, 2023)
Hit batters:	1	- Emma Lemley vs East Carolina (Feb 9, 2023 at Wilmington, N.C.)
	1	- Lyndsey Grein vs NC State (Mar 04, 2023)

## OPPONENT TEAM/INDIVIDUAL HIGHS

**Batting**

At bats:	33	- vs UCLA (Feb 18, 2023 at Clearwater, Fla.)
	33	- at Texas (Feb 24, 2023)
Runs scored:	10	- vs Oklahoma State (Feb 17, 2023 at Clearwater, FL)
Hits:	15	- vs Oklahoma State (Feb 17, 2023 at Clearwater, FL)
	15	- vs UCLA (Feb 18, 2023 at Clearwater, Fla.)
RBI's:	10	- vs Oklahoma State (Feb 17, 2023 at Clearwater, FL)
Doubles:	3	- vs Oklahoma State (Feb 17, 2023 at Clearwater, FL)
	3	- vs Arizona (Feb 18, 2023 at Clearwater, Fla.)
Triples:	1	- at UNCW (Feb 9, 2023)
Home runs:	3	- vs Oklahoma State (Feb 17, 2023 at Clearwater, FL)
Total bases:	27	- vs Oklahoma State (Feb 17, 2023 at Clearwater, FL)
Walks:	3	- vs Oklahoma State (Feb 17, 2023 at Clearwater, FL)
Strikeouts:	17	- vs Arizona (Feb 18, 2023 at Clearwater, Fla.)
Sac hits:	2	- vs East Carolina (Feb 10, 2023 at Wilmington, N.C.)
Sac flies:	1	- (4 times)
Stolen bases:	2	- vs UCLA (Feb 18, 2023 at Clearwater, Fla.)
	2	- vs South Florida (Feb 19, 2023 at Clearwater, Fla.)
Hit by pitch:	1	- vs East Carolina (Feb 9, 2023 at Wilmington, N.C.)
	1	- vs NC State (Mar 04, 2023)
Caught stealing:	1	- at Texas (Feb 25, 2023)
	1	- vs NC State (Mar 05, 2023)
Runners LOB:	8	- vs UCLA (Feb 18, 2023 at Clearwater, Fla.)
Hit into DP:	2	- vs Purdue - Fort Wayne (Feb 11, 2023 at Wilmington, N.C.)

**Fielding**

Putouts:	24	- at Texas (Feb 24, 2023)
Assists:	13	- at Texas (Feb 25, 2023)
Errors:	3	- vs UCLA (Feb 18, 2023 at Clearwater, Fla.)
	3	- vs NC State (Mar 03, 2023)
Passed balls:	1	- vs NC State (Mar 03, 2023)
DPS turned:	1	- (5 times)

**Pitching**

Innings pitched:	8.0	- at Texas (Feb 24, 2023)
Runs allowed:	11	- vs Abilene Christian (Feb 24, 2023 at Austin, TX)
Earned runs:	10	- vs Abilene Christian (Feb 24, 2023 at Austin, TX)
	10	- vs NC State (Mar 05, 2023)
Walks allowed:	7	- vs Abilene Christian (Feb 24, 2023 at Austin, TX)
Strikeouts:	9	- vs UCLA (Feb 18, 2023 at Clearwater, Fla.)
Hits allowed:	14	- vs Oklahoma State (Feb 17, 2023 at Clearwater, FL)
Doubles allowed:	5	- vs Abilene Christian (Feb 24, 2023 at Austin, TX)
Triples allowed:	1	- (4 times)
Homers allowed:	5	- vs Oklahoma State (Feb 17, 2023 at Clearwater, FL)
Wild pitches:	1	- (4 times)
Hit batters:	1	- (5 times)

**Batting**

At bats:	4	- (22 times)
Runs scored:	3	- C. Factor vs Oklahoma State (Feb 17, 2023 at Clearwater, FL)
Hits:	3	- (5 times)
RBI's:	5	- V.Martinez at Texas (Feb 25, 2023)
Doubles:	1	- (12 times)
Triples:	1	- Gamache,J at UNCW (Feb 9, 2023)
Home runs:	2	- K. Naomi vs Oklahoma State (Feb 17, 2023 at Clearwater, FL)
Total bases:	8	- K. Naomi vs Oklahoma State (Feb 17, 2023 at Clearwater, FL)
Walks:	1	- (19 times)
Strikeouts:	3	- (6 times)
Sac hits:	1	- Kila vs East Carolina (Feb 10, 2023 at Wilmington, N.C.)
	1	- Sawyer vs East Carolina (Feb 10, 2023 at Wilmington, N.C.)
	1	- M. Bloodwort vs Oklahoma State (Feb 17, 2023 at Clearwater, FL)
Sac flies:	1	- (4 times)
Stolen bases:	1	- (6 times)
Hit by pitch:	1	- Edwards vs East Carolina (Feb 9, 2023 at Wilmington, N.C.)
	1	- E. Goins vs NC State (Mar 04, 2023)
Caught stealing:	1	- Scott at Texas (Feb 25, 2023)
	1	- R. Murray vs NC State (Mar 05, 2023)
Runners LOB:	3	- Lickey, B. vs Purdue - Fort Wayne (Feb 11, 2023 at Wilmington, N.C.)
	3	- Grant vs UCLA (Feb 18, 2023 at Clearwater, Fla.)
	3	- A. Galligani vs South Florida (Feb 19, 2023 at Clearwater, Fla.)

**Fielding**

Putouts:	10	- Gamache,J at UNCW (Feb 10, 2023)
	10	- Felder vs NEBRASKA (Feb. 17, 23 at Clearwater, Fla.)
	10	- Goode at Texas (Feb 24, 2023)
Assists:	6	- Caneda vs NEBRASKA (Feb. 17, 23 at Clearwater, Fla.)
Errors:	1	- (25 times)
Passed balls:	1	- A. Hasler vs NC State (Mar 03, 2023)

**Pitching**

Innings pitched:	7.0	- Hatch vs East Carolina (Feb 10, 2023 at Wilmington, N.C.)
	7.0	- Netz vs Arizona (Feb 18, 2023 at Clearwater, Fla.)
	7.0	- Morgan at Texas (Feb 25, 2023)
Runs allowed:	11	- White, R. vs Abilene Christian (Feb 24, 2023 at Austin, TX)
Earned runs:	10	- White, R. vs Abilene Christian (Feb 24, 2023 at Austin, TX)
Walks allowed:	7	- White, R. vs Abilene Christian (Feb 24, 2023 at Austin, TX)
Strikeouts:	6	- Netz vs Arizona (Feb 18, 2023 at Clearwater, Fla.)
Hits allowed:	10	- L. Kilfoyl vs Oklahoma State (Feb 17, 2023 at Clearwater, FL)
	10	- White, R. vs Abilene Christian (Feb 24, 2023 at Austin, TX)
Doubles allowed:	5	- White, R. vs Abilene Christian (Feb 24, 2023 at Austin, TX)
Triples allowed:	1	- (4 times)
Homers allowed:	3	- Jones, A. vs Purdue - Fort Wayne (Feb 11, 2023 at Wilmington, N.C.)
	3	- L. Kilfoyl vs Oklahoma State (Feb 17, 2023 at Clearwater, FL)
	3	- Czech at Texas (Feb 24, 2023)
Wild pitches:	1	- (4 times)
Hit batters:	1	- (5 times)

## TEAM GAME-BY-GAME BATTING

Date	Opponent	ab	r	h	rbi	2b	3b	hr	tb	bb	ibb	sb	cs	hbp	sac	sf	gdp	k	po	a	e	lob	avg
Feb 9	vs East Carolina	23	8	11	8	2	0	1	16	2	0	1	0	1	0	1	0	1	15	4	0	7	.478
Feb 9	at UNCW	29	5	9	4	3	0	2	18	3	0	2	1	0	0	0	0	5	21	6	0	6	.385
Feb 10	at UNCW	32	6	10	6	3	0	2	19	2	0	1	0	1	0	0	0	2	21	4	0	8	.357
Feb 10	vs East Carolina	26	4	7	2	0	1	0	9	4	0	0	0	0	0	1	0	2	21	8	2	6	.336
Feb 11	vs Purdue - Fort Wayne	23	9	9	9	1	1	3	21	4	0	1	0	0	0	0	0	2	15	10	1	3	.346
Feb 17	vs Oklahoma State	35	9	14	9	2	0	5	31	1	0	0	0	0	0	0	0	3	19	10	0	6	.357
Feb. 17	vs NEBRASKA	32	6	10	4	1	0	3	20	3	0	0	1	0	0	0	0	1	21	8	0	8	.350
Feb 18	vs UCLA	27	4	5	4	1	0	1	9	1	0	0	0	1	0	1	1	9	18	8	1	5	.330
Feb 18	vs Arizona	25	2	3	1	0	0	1	6	1	0	0	0	0	0	0	0	6	21	1	0	3	.310
Feb 19	vs South Florida	24	4	7	4	0	0	0	7	3	0	2	0	0	0	1	0	3	21	1	0	6	.308
Feb 24	vs Abilene Christian	24	11	10	11	5	0	1	18	7	0	1	0	0	1	1	0	2	15	5	0	7	.317
Feb 24	at Texas	32	6	7	6	0	0	3	16	0	0	2	0	0	0	0	0	5	24	9	2	3	.307
Feb 25	vs Texas Southern	21	8	9	8	0	1	3	20	1	0	1	0	0	0	0	0	1	15	9	0	2	.314
Feb 25	at Texas	27	2	7	2	2	0	1	12	1	0	0	0	1	0	0	0	1	18	5	1	6	.311
Feb 26	vs Abilene Christian	22	4	4	3	0	0	1	7	5	0	3	0	1	0	1	0	1	21	1	0	7	.303
*Mar 03	NC STATE	26	7	9	4	0	1	0	11	2	0	0	0	0	1	1	0	1	21	2	0	5	.306
*Mar 04	NC STATE	27	7	8	7	0	0	4	20	2	0	1	0	0	0	0	0	4	21	6	0	4	.305
*Mar 05	NC STATE	24	10	8	10	1	0	2	15	4	0	1	0	0	1	0	0	3	18	2	0	2	.307
Totals		479	112	147	102	21	4	33	275	46	0	16	2	5	3	7	1	52	346	99	7	94	.307





### TEAM GAME-BY-GAME PITCHING

Date	Opponent	ip	h	r	er	bb	so	2b	3b	hr	wp	bk	hbp	dp	ibb	score	w-l	sv	era
Feb 9	vs East Carolina	5.0	4	0	0	1	7	0	0	0	0	0	1	0	0	8-0	1-0	0	0.00
Feb 9	at UNCW	7.0	4	1	1	1	9	1	1	0	0	0	0	0	0	5-1	2-0	0	0.58
Feb 10	at UNCW	7.0	1	0	0	0	9	0	0	0	0	0	0	0	0	6-0	3-0	0	0.37
Feb 10	vs East Carolina	7.0	1	2	0	2	2	0	0	0	0	0	0	0	0	4-2	4-0	0	0.27
Feb 11	vs Purdue - Fort Wayne	5.0	5	0	0	0	1	0	0	0	0	0	0	2	0	9-0	5-0	0	0.23
Feb 17	vs Oklahoma State	6.1	15	10	10	3	4	3	0	3	0	0	0	1	0	9-10	5-1	0	2.06
Feb. 17	vs NEBRASKA	7.0	10	4	4	0	5	0	0	2	0	0	0	0	0	6-4	6-1	0	2.37
Feb 18	vs UCLA	6.0	15	8	6	1	7	2	0	1	0	0	0	0	0	4-8	6-2	0	2.92
Feb 18	vs Arizona	7.0	7	6	6	2	17	3	0	2	1	0	0	0	0	2-6	6-3	0	3.30
Feb 19	vs South Florida	7.0	7	1	1	0	15	1	0	0	1	0	0	0	0	4-1	7-3	0	3.05
Feb 24	vs Abilene Christian	5.0	1	0	0	1	7	0	0	0	0	0	0	0	0	11-0	8-3	0	2.83
Feb 24	at Texas	8.0	7	5	4	1	7	1	0	2	2	0	0	0	0	6-5	9-3	0	2.90
Feb 25	vs Texas Southern	5.0	3	0	0	0	1	0	0	0	0	0	0	1	0	8-0	10-3	0	2.72
Feb 25	at Texas	6.0	11	8	6	2	4	1	0	1	1	0	0	0	0	2-8	10-4	0	3.01
Feb 26	vs Abilene Christian	7.0	2	1	1	2	15	0	0	0	0	0	0	0	0	4-1	11-4	0	2.86
*Mar 03	NC STATE	7.0	2	0	0	1	10	0	0	0	1	0	0	0	0	7-0	12-4	0	2.67
*Mar 04	NC STATE	7.0	4	3	3	1	9	0	0	1	0	0	1	1	0	7-3	13-4	0	2.69
*Mar 05	NC STATE	6.0	3	1	1	1	9	0	0	1	0	0	0	0	0	10-1	14-4	0	2.61
Totals		115.1	102	50	43	19	138	12	1	13	6	0	2	5	0	112-50	14-4	0	2.61



## OPPONENT GAME-BY-GAME BATTING

Date	Opponent	ab	r	h	rbi	2b	3b	hr	tb	bb	ibb	sb	cs	hbp	sac	sf	gdp	k	po	a	e	lob	avg
Feb 9	vs East Carolina	19	0	4	0	0	0	0	4	1	0	0	0	1	0	0	0	7	12	3	1	6	.211
Feb 9	at UNCW	25	1	4	1	1	1	0	7	1	0	0	0	0	0	0	0	9	21	9	2	4	.182
Feb 10	at UNCW	22	0	1	0	0	0	0	1	0	0	0	0	0	0	0	0	9	21	8	1	1	.136
Feb 10	vs East Carolina	22	2	1	0	0	0	0	1	2	0	0	0	0	2	1	0	2	21	5	1	4	.114
Feb 11	vs Purdue - Fort Wayne	19	0	5	0	0	0	0	5	0	0	0	0	0	0	0	0	1	15	2	1	4	.140
Feb 17	vs Oklahoma State	32	10	15	10	3	0	3	27	3	0	0	0	0	1	0	0	4	21	12	2	7	.216
Feb. 17	vs NEBRASKA	30	4	10	4	0	0	2	16	0	0	0	0	0	0	1	0	5	21	10	2	6	.237
Feb 18	vs UCLA	33	8	15	8	2	0	1	20	1	0	2	0	0	0	0	0	7	21	7	3	8	.272
Feb 18	vs Arizona	29	6	7	6	3	0	2	16	2	0	0	0	0	0	0	0	17	21	8	1	4	.268
Feb 19	vs South Florida	28	1	7	1	1	0	0	8	0	0	2	0	0	0	0	0	15	18	4	1	6	.266
Feb 24	vs Abilene Christian	16	0	1	0	0	0	0	1	1	0	0	0	0	0	0	0	7	15	9	2	2	.255
Feb 24	at Texas	33	5	7	5	1	0	2	14	1	0	1	0	0	0	0	0	7	24	9	2	6	.250
Feb 25	vs Texas Southern	17	0	3	0	0	0	0	3	0	0	0	0	0	0	0	1	1	12	4	0	2	.246
Feb 25	at Texas	28	8	11	7	1	0	1	15	2	0	1	1	0	0	1	0	4	21	13	0	5	.258
Feb 26	vs Abilene Christian	22	1	2	1	0	0	0	2	2	0	0	0	0	0	1	0	15	18	4	2	3	.248
*Mar 03	NC STATE	23	0	2	0	0	0	0	2	1	0	0	0	0	0	0	0	10	18	7	3	3	.239
*Mar 04	NC STATE	24	3	4	3	0	0	1	7	1	0	0	0	1	0	0	1	9	18	4	1	2	.235
*Mar 05	NC STATE	20	1	3	1	0	0	1	6	1	0	0	1	0	0	0	0	9	17	5	0	2	.231
Totals		442	50	102	47	12	1	13	155	19	0	6	2	2	3	4	2	138	335	123	25	75	.231



## OPPONENT GAME-BY-GAME PITCHING

Date	Opponent	ip	h	r	er	bb	so	2b	3b	hr	wp	bk	hbp	dp	ibb	score	w-l	sv	era
Feb 9	vs East Carolina	4.0	11	8	7	2	1	2	0	1	0	0	1	0	0	0-8	0-1	0	12.25
Feb 9	at UNCW	7.0	9	5	3	3	5	3	0	2	0	0	0	0	0	1-5	0-2	0	6.36
Feb 10	at UNCW	7.0	10	6	5	2	2	3	0	2	0	0	1	0	0	0-6	0-3	0	5.83
Feb 10	vs East Carolina	7.0	7	4	2	4	2	0	1	0	0	0	0	1	0	2-4	0-4	0	4.76
Feb 11	vs Purdue - Fort Wayne	5.0	9	9	9	4	2	1	1	3	0	0	0	1	0	0-9	0-5	0	6.07
Feb 17	vs Oklahoma State	7.0	14	9	9	1	3	2	0	5	0	0	0	1	0	10-9	1-5	0	6.62
Feb. 17	vs NEBRASKA	7.0	10	6	4	3	1	1	0	3	0	0	0	0	0	4-6	1-6	0	6.20
Feb 18	vs UCLA	7.0	5	4	2	1	9	1	0	1	1	0	1	1	0	8-4	2-6	0	5.63
Feb 18	vs Arizona	7.0	3	2	1	1	6	0	0	1	0	0	0	0	0	6-2	3-6	0	5.07
Feb 19	vs South Florida	6.0	7	4	3	3	3	0	0	0	0	0	0	0	0	1-4	3-7	0	4.92
Feb 24	vs Abilene Christian	5.0	10	11	10	7	2	5	0	1	1	0	0	0	0	0-11	3-8	0	5.58
Feb 24	at Texas	8.0	7	6	3	0	5	0	0	3	0	0	0	1	0	5-6	3-9	0	5.27
Feb 25	vs Texas Southern	4.0	9	8	8	1	1	0	1	3	0	0	0	0	0	0-8	3-10	0	5.70
Feb 25	at Texas	7.0	7	2	2	1	1	2	0	1	0	0	1	0	0	8-2	4-10	0	5.41
Feb 26	vs Abilene Christian	6.0	4	4	3	5	1	0	0	1	1	0	1	0	0	1-4	4-11	0	5.29
*Mar 03	NC State	6.0	9	7	5	2	1	0	1	0	0	0	0	0	0	0-7	4-12	0	5.32
*Mar 04	NC State	6.0	8	7	7	2	4	0	0	4	0	0	0	0	0	3-7	4-13	0	5.48
*Mar 05	NC State	5.2	8	10	10	4	3	1	0	2	1	0	0	0	0	1-10	4-14	0	5.83
Totals		111.2	147	112	93	46	52	21	4	33	4	0	5	5	0	50-112	4-14	0	5.83



## GAME-BY-GAME LEADERS

<b>Opponent</b>	<b>Date</b>	<b>Hits</b>	<b>Runs</b>	<b>BB</b>	<b>RBI</b>	<b>HR</b>	<b>SB</b>	<b>Ks</b>	<b>IP</b>
East Carolina	2/9/23	3 - Thrunck	2 - (2 players)	1 - (2 players)	3 - Peck	1 - Peck	1 - Thrunck	7 - Lemley	5.0 - Lemley
UNCW	2/9/23	2 - (2 players)	1 - (5 players)	2 - Aldridge	2 - (2 players)	1 - (2 players)	1 - (2 players)	9 - Grein	7.0 - Grein
UNCW	2/10/23	2 - (4 players)	2 - (2 players)	1 - (2 players)	3 - Bailey	1 - (2 players)	1 - Bailey	9 - Lemley	7.0 - Lemley
East Carolina	2/10/23	2 - Bailey	1 - (4 players)	2 - Aldridge	1 - (2 players)	None	None	2 - Grein	7.0 - Grein
Purdue Fort Wayne	2/11/23	3 - (2 players)	3 - Ritter	1 - (2 players)	4 - Greene	2 - Greene	1 - Ritter	1 - Peck	3.0 - Peck
No. 5 Oklahoma State	2/17/23	3 - (players)	2 - Greene	1 - Aldridge	3 - Bailey	1 - 5 players	None	3 - Grein	4.0 - Grein
RV Nebraska	2/17/23	3 - Fagan	2 - Fagan	1 - (3 players)	1 - (4 players)	1 - (3 players)	None	5 - Lemley	7.0 - Lemley
No. 2 UCLA	2/18/23	1 - (5 players)	1 - (4 players)	1 - Fagan	2 - Bailey	1 - Bailey	None	6 - Grein	5.1 - Grein
No. 10 Arizona	2/18/23	1 - (4 players)	1 - (2 players)	1 - Peck	1 - Overaitis	1 - Overaitis	None	17 - Lemley	7.0 - Lemley
USF	2/19/23	2 - Fagan	1 - (4 players)	1 - (3 players)	1 - 4 players	None	1 - (2 players)	15 - Lemley	7.0 - Lemley
Abilene Christian	2/24/23	2 - Thrunck	2 - (3 players)	1 - (7 players)	4 - Thrunck	1 - Thrunck	1 - Ritter	7 - Grein	5.0 - Grein
No. 9 Texas	2/24/23	1 - (7 players)	1 - (6 players)	None	2 - (2 players)	1 - (3 players)	1 - (2 players)	7 - Lemley	8.0 - Lemley
Texas Southern	2/25/23	2 - (2 players)	2 - (2 players)	1 - Fagan	3 - Jackson	1 - (3 players)	1 - Brown	1 - Jacobson	5.0 - Jacobson
No. 9 Texas	2/25/23	2 - (3 players)	1 - (2 players)	1 - Jackson	1 - (2 players)	1 - Bennett	None	4 - Grein	6.0 - Grein
Abilene Christian	2/26/23	2 - Greene	2 - Thrunck	2 - Overaitis	2 - Greene	1 - Greene	1 - (3 players)	15 - Lemley	7.0 - Lemley
NC State	3/3/23	2 - Bailey	2 - (2 players)	1 - (2 players)	2 - Bennett	None	None	10 - Lemley	7.0 - Lemley
NC State	3/4/23	2 - (2 players)	2 - (2 players)	1 - (2 players)	4 - Greene	2 - Greene	1 - Brown	5 - Lemley	4.0 - Grein
NC State	3/5/23	3 - Ritter	2 - (2 players)	1 - (4 players)	3 - Fagan	1 - (2 players)	1 - Ritter	9 - Lemley	6.0 - Lemley





## GAME-BY-GAME STARTERS

<b>Opponent</b>	<b>Date</b>	<b>P</b>	<b>C</b>	<b>1B</b>	<b>2B</b>	<b>3B</b>	<b>SS</b>	<b>LF</b>	<b>CF</b>	<b>RF</b>	<b>DP</b>
East Carolina	2/9/23	Lemley	Bennett	Bailey	Fagan	Peck	Thrunk	Brown	Ritter	Overaitis	Slaw
UNCW	2/9/23	Grein	Aldridge	Bailey	Fagan	Peck	Castine	Brown	Ritter	Greene	Chavez
UNCW	2/10/23	Lemley	Aldridge	Bailey	Fagan	Bennett	Thrunk	Ritter	Peck	Overaitis	Slaw
East Carolina	2/10/23	Grein	Aldridge	Bailey	Fagan	Castine	Thrunk	Ritter	Peck	Overaitis	Greene
Purdue Fort Wayne	2/11/23	Peck	Aldridge	Bailey	Fagan	Greene	Thrunk	Brown	Ritter	Overaitis	Slaw
No. 5 Oklahoma State	2/17/23	Grein	Aldridge	Bailey	Fagan	Bennett	Thrunk	Ritter	Peck	Greene	Slaw
RV Nebraska	2/17/23	Lemley	Aldridge	Bailey	Fagan	Bennett	Thrunk	Ritter	Peck	Greene	Hanson
No. 2 UCLA	2/18/23	Peck	Aldridge	Bailey	Fagan	Bennett	Thrunk	Brown	Ritter	Greene	Hanson
No. 10 Arizona	2/18/23	Lemley	Aldridge	Bailey	Fagan	Bennett	Thrunk	Ritter	Peck	Greene	Hanson
USF	2/19/23	Lemley	Castine	Bailey	Fagan	Bennett	Thrunk	Ritter	Peck	Greene	Hanson
Abilene Christian	2/24/23	Grein	Aldridge	Bailey	Fagan	Bennett	Thrunk	Riter	Peck	Greene	Overaitis
No. 9 Texas	2/24/23	Lemley	Aldridge	Bailey	Fagan	Bennett	Thrunk	Ritter	Peck	Greene	Jackson
Texas Southern	2/25/23	Jacobson	Aldridge	Bailey	Fagan	Bennet	Thrunk	Brown	Ritter	Greene	Jackson
No. 9 Texas	2/25/23	Grein	Aldridge	Bailey	Fagan	Bennett	Thrunk	Greene	Ritter	Overaitis	Jackson
Abilene Christian	2/25/23	Lemley	Castine	Bailey	Fagan	Bennett	Thrunk	Greene	Ritter	Overaitis	Jackson
NC State	3/4/23	Lemley	Castine	Bailey	Fagan	Bennett	Thrunk	Ritter	Peck	Greene	Jackson
NC State	3/5/23	Grein	Castine	Bailey	Fagan	Bennett	Thrunk	Ritter	Peck	Greene	Jackson
NC State	3/6/23	Lemley	Castine	Bailey	Fagan	Bennett	Thrunk	Ritter	Peck	Greene	Hanson





## Pete D'AMOUR (Duh-more)

- Fifth season at Virginia Tech
- 2019 & 2022 ACC Coach of the Year
- 7th as a head coach in Division I
- Led Kennesaw State to its first NCAA Regional appearance
- Went to five super regionals and three Women's CWS at Missouri

### The D'Amour File

#### PERSONAL

BORN: Jan. 7, 1980  
 HOMETOWN: Monrovia, Maryland  
 FAMILY: Wife, Anna. Son, Reaux  
 COACHING RECORD AT VIRGINIA TECH: 151-40 (5th year)  
 CAREER HEAD COACHING RECORD: 230-77 (.749)

#### EDUCATION

Missouri - Bachelor's Degree in General Studies  
 Missouri - Master's Degree in Sports Psychology  
 JOINED TECH STAFF: May 31, 2018  
 YEARS OF COLLEGIATE HEAD COACHING: 6  
 YEARS OF COLLEGIATE COACHING: 15

#### COACHING HISTORY

2019- Virginia Tech (Head Coach)  
 2017-18 Kennesaw State (Head Coach)  
 2015-16 Missouri (Associate Head Coach)  
 2009-14 Missouri (Assistant Coach)  
 2007-08 Missouri (Volunteer Assistant Coach)

#### PLAYING HISTORY

Played SS and P in men's fastpitch for seven seasons  
 MVP of the 2007 NSA World Series  
 Played baseball at Texas A&M-Corpus Christi & Frostburg State

#### POSTSEASON EXPERIENCE

VT 2019 (Regional - Lexington, Ky.)  
 2021 (Supers - Los Angeles, Calif.)  
 2022 (Supers - Blacksburg, Va.)

KSU 2018 (Regional - Tallahassee, Fla.)  
 2017 (NISC Semifinals - Lynchburg, Tenn.)

Missouri 2016 (Supers - Ann Arbor, Mich.)  
 2015 (Supers - Los Angeles, Calif.)  
 2014 (Regional - Columbia, Mo.)  
 2013 (Supers - Columbia, Mo.)  
 2012 (Supers - Columbia, Mo.)  
 2011 (WCWS - Oklahoma City, Okla.)  
 2010 (WCWS - Oklahoma City, Okla.)  
 2009 (WCWS - Oklahoma City, Okla.)

D'Amour and his staff were recognized with the NFCA Mid-Atlantic Staff of the Year after yet another historic season in 2022. The staff also earned the award following the 2019 and 2021 seasons.

The Hokies advanced to the Super Regionals for the second straight season and hosted a Regional and a Super Regional for the first time in school history in D'Amour's fourth season at the helm. Tech also earned its second ACC Regular Season Title in four seasons, posting a 21-2 record in conference play, the best winning percentage in school history.

Virginia Tech had a conference-high 11 members on the All-ACC teams, including D'Amour being named Coach of the Year, Keely Rochard named Pitcher of the Year and Emma Lemley named Freshman of the Year. Rochard was also tabbed a Top-10 Finalist for USA Softball Player of the Year, while Lemley was a Top-3 Finalist for Schutt Sports/NFCA Freshman of the Year.

Under D'Amour, Rochard was named a First Team All-American for the second straight season and Emma Ritter earned a spot on the Third Team, marking the first time two Hokies have been honored as All-Americans in the same season. Tech finished the year with a 46-10 overall record, including 14 wins over Top-25 ranked opponents. D'Amour also notched his 200th career win in 2022.

D'Amour led the Hokies to their second ever appearance in the NCAA Super Regionals during the 2021 campaign, doing so in just his second full season. Selected for the NCAA Tournament in both full seasons as head coach, D'Amour's Hokies were the No. 2 seed at the 2021 Tempe Regional with national No. 15 seed Arizona State as the group's favorite. Tech emerged from the four-team regional undefeated under D'Amour's guidance, the first time in school history that the Hokies swept an NCAA Regional.

2021 was not just a historic year for the Hokies, but for D'Amour as well as he became the fastest head coach in program history to reach 100 wins, doing so in just 127 games. Under D'Amour's tutelage, pitcher Keely Rochard became Tech's third NFCA All-American ever and just the second to earn first-team honors. D'Amour and his wife Anna also welcomed their first son, Reaux, to the world prior to the NCAA Tournament.

In his second season leading the Hokies, Coach Pete D'Amour led the team to a 21-4 record and was in first place in the ACC when the season ended. He helped guide the team to an impressive 3-2 record at the St. Pete/Clearwater Elite Invitational against five top-25 opponents, including wins over #14 Minnesota and #17 South Carolina. D'Amour guided the progression of pitcher Keely Rochard, who was one of the nation's top pitchers in 2020, and also helped the Hokies' offense to the highest scoring in the ACC.

Guiding Virginia Tech to one of the biggest turnarounds in NCAA softball history, Pete D'Amour led the Hokies in his first year to a 24-game win improvement in 2019 after posting a 47-11 record, including a 20-4 mark in ACC play.

The 47 wins were the fourth most in school history while the 20 ACC wins were the most in program history. On Tech's way to 20 league wins, it earned an ACC regular-season title and a Coastal Division crown after being picked 10th in the ACC preseason poll. By doing so, it also earned the Hokies their first trip to the NCAA Tournament since 2015, winning two games at the Lexington Regional to pick up their first NCAA win since 2014.

No stranger to success, D'Amour, out of the new 11 Power Five head coaches in 2019, picked up the most wins of the group. The 2019 ACC Coach of the Year earned the nod to mark just Tech's second time winning it, while a school-record five Hokies made an All-ACC first team. Under D'Amour's direction, pitcher Carrie Eberle was named ACC Pitcher of the Year and third baseman Kelsey Bennett was tabbed Freshman of the Year.

He also tutored two Softball America All-Americans in outfielders Emma Strouth and Darby Trull, who both hit over .400 and tallied 60-plus putouts, as well as a school-record seven NFCA All-Region (Mid-Atlantic) selections and a school-record eight VaSID all-stars. D'Amour also was tabbed VaSID Coach of the Year.

Under his watch, Tech became ranked during the season, something that hadn't been done since 2015, and got up to as high as No. 19 in the ESPN.com/USA Softball poll and No. 22 in the USA Today/NFCA poll. The Hokies were ranked for 11 consecutive weeks in the ESPN.com/USA Softball poll, breaking the program record set in 2007 of 10 weeks.

Tech took big strides at the plate in '19, resetting over 20 individual and team school records, including batting average (.334) and home runs (97), just to name a few. The Hokies led the ACC in batting average and home runs per game (1.67), while also getting it done in the circle with shutouts (22). D'Amour had the Hokies ready to play against in-state rival Virginia in the Commonwealth Clash presented by Virginia529, sweeping the Cavaliers 3-0 and not allowing a runner to touch third base or home plate in the series, a first in program history, for three shutout wins.

D'Amour joined the Hokies after two seasons as the head coach at Kennesaw State, where he led the Owls to a 79-37 record and two postseason appearances. Before taking over the Kennesaw State program in 2017, he earned a reputation as one of the nation's premier recruiters during his 10-year tenure as assistant coach at the University of Missouri, a perennial NCAA tournament participant.

#### RECORD vs. OPPONENTS

Akron	2-0
Akron	1-0
Alabama	0-2
Arizona	0-1
Arizona State	1-0
Army	1-0
Auburn	0-3
Austin Peay	0-1
Belmont	3-0
Bethune-Cookman	1-0
Binghamton	2-0
Boston College	6-0
Bradley	1-0
Brigham Young	2-0
Bucknell	2-0
Campbell	1-0
Central Michigan	1-0
Charleston Southern	2-0
Charlotte	2-1
Clemson	5-3
Coastal Carolina	1-0
College of Charleston	2-0
Dartmouth	3-0
DePaul	0-2
Detroit Mercy	3-0
Duke	6-1
East Carolina	3-0
East Tennessee State	3-0
Eastern Illinois	1-1
Evansville	2-0
Florida	1-2
Florida A&M	1-0
Florida Gulf Coast	4-3
Florida State	4-2
Fort Wayne	2-0
George Mason	1-0
George Washington	1-0
Georgia	1-2
Georgia State	7-1
Georgia Tech	3-3
Hofstra	0-1
Illinois	3-1
Iowa	1-1
IUPUI	1-0
Jacksonville	6-2
Jacksonville State	1-2
JMU	1-1
Kennesaw State	3-0
Kentucky	3-3
Lamar	0-1
Liberty	3-3
Lipscomb	6-0
LIU Brooklyn	1-0
Longwood	6-0
Louisville	8-2
Marist	2-0
Miami (OH)	2-0
Michigan State	3-0
Middle Tennessee	1-0
Minnesota	1-0
Missouri	1-1
Morehead State	2-1
Nebraska	1-0
NC State	10-3
North Carolina	4-2
North Carolina A&T	1-0
North Florida	0-1
Northwestern	2-0
Notre Dame	1-4
Ohio State	1-0
Oklahoma State	0-2
Omaha-Nebraska	1-0
Niagara	1-0
North Florida	5-2
Northern Iowa	0-1
Pitt	8-1
Purdue	4-0
Purdue Fort Wayne	1-0
Quinnipiac	0-1
Radford	6-2
Rutgers	0-1
Saint Francis (Pa)	1-0
Samford	1-0
South Carolina	2-0
South Carolina State	1-0
Southeast Missouri State	1-0
St. Louis	1-0
Stetson	5-1
Stony Brook	1-0
Syracuse	8-0
Tennessee	1-0
Tennessee Tech	1-0
Texas	1-1
Texas Southern	1-0
Texas State	1-1
UAB	5-0
UConn	2-0
UCF	2-1
UCLA	1-3
UNC Greensboro	0-1
UNCW	2-0
USC Upstate	5-3
USF	0-1
Virginia	10-1
Weber State	1-0
Wichita State	1-0
Wisconsin	1-0



NCAA STATS

Batting Average (293 ranked)	50	5	0.307	Oklahoma	0.391	Clemson	0.355
Double Plays per Game (280 ranked)	118	6	0.28	Coppin St.	1.00	Boston College	0.44
Doubles (293 ranked)	110	8	21	Florida St.	53	Florida St.	53
Doubles per Game (293 ranked)	126	7	1.17	Florida St.	2.30	Florida St.	2.30
Earned Run Average (293 ranked)	78	8	2.61	Tennessee	0.61	Clemson	0.74
Fielding Percentage (293 ranked)	5	2	0.985	Oklahoma	0.992	Clemson	0.986
Hit Batters (293 ranked)	3	1	2	Alabama A&M Hartford	1 1	Clemson Virginia Tech	2 2
Home Runs per game (284 ranked)	2	1	1.83	Arizona St.	2.00	Virginia Tech	1.83
On Base Percentage (293 ranked)	77	8	0.369	Florida	0.489	Clemson	0.441
Scoring (293 ranked)	29	4	6.22	Oklahoma	9.00	Clemson	6.95
Shutouts (174 ranked)	24	3	6	Auburn	13	Clemson Louisville	8 8
Slugging Percentage (293 ranked)	13	3	0.574	Oklahoma	0.709	Clemson	0.595
Stolen Bases per Game (292 ranked)	165	10	0.89	George Mason	4.00	Virginia	2.86
Strikeout-to-Walk Ratio (293 ranked)	5	1	7.26	Auburn	13.13	Virginia Tech	7.26
Triple Plays (1 ranked)				FGCU Texas Tech	1 1		
Triples per Game (247 ranked)	81	5	0.22	UC Santa Barbara	0.76	Florida St.	0.52
WL Percentage (287 ranked)	34	5	0.778	UCLA	0.957	Clemson	0.952
Walks (29 ranked)				Florida St.	103	Florida St.	103

Batting Average (133 ranked)	Emma Ritter	106	6	0.413	Sydney McKinney, Wichita St.	0.629	Valerie Cagle, Clemson	0.508
Caught Stealing By (17 ranked)					Logan Champion, Samford	11		
Doubles (17 ranked)					Mackenzie Donihoo, Tennessee	12	Kaley Mudge, Florida St. Hallie Wacaser, Florida St.	8 8
Doubles Per Game (133 ranked)					Mackenzie Donihoo, Tennessee	0.71	Hallie Wacaser, Florida St.	0.38
Earned Run Average (150 ranked)					Maddie Penta, Auburn NiJaree Canady, Stanford Nicole May, Oklahoma	0.00 0.00 0.00	Brooke McCubbins, Clemson	0.58
Hit Batters (8 ranked)					Alyssa Kelly, USC Upstate	3		
Hit by Pitch per Game (131 ranked)					Grace Harvey, Lafayette	0.57	Carlii Kloss, Notre Dame Vanessa Miller, Louisville	0.50 0.50
Hits (116 ranked)	Emma Ritter	38	2	26	Sydney McKinney, Wichita St.	39	Valerie Cagle, Clemson	33
Hits Allowed Per Seven Innings (149 ranked)	Emma Lemley	122	12	4.92	NiJaree Canady, Stanford	1.43	Eden Bigham, Virginia	2.95
Home Runs (210 ranked)	Addy Greene Jayme Bailey Kelsey Bennett Bre Peck Emma Ritter	29 102 102 102 102	4 13 13 13 13	6	Jordyn VanHook, Arizona St.	13	Valerie Cagle, Clemson	8
Home Runs Per Game (149 ranked)	Addy Greene Kelsey Bennett Bre Peck	27 91 91	2 10 10	0.35 0.27 0.27	Jordyn VanHook, Arizona St.	0.72	Valerie Cagle, Clemson	0.38
Innings Pitched (29 ranked)	Emma Lemley	17	1	64.0	Isabella Smith, Campbell	81.2	Emma Lemley, Virginia Tech	64.0
On Base Percentage (150 ranked)					Rachel Becker, Oklahoma St.	0.672	Valerie Cagle, Clemson	0.568
RBI's (21 ranked)					Kristin Fifield, Grand Canyon	37	Valerie Cagle, Clemson	23
Runs Batted In Per Game (145 ranked)	Addy Greene	114	3	0.94	Shaylon Govan, Baylor	1.68	Valerie Cagle, Clemson	1.10
Runs per Game (145 ranked)	Bre Peck	42	3	1.00	Kiki Milloy, Tennessee	1.65	McKenzie Clark, Clemson Maddie Moore, Clemson	1.14 1.14
Sacrifice Bunts per game (142 ranked)					Serena Herbranson, Alabama A&M	0.46	Bailey Drapola, Pittsburgh	0.29
Sacrifice Flies (49 ranked)	Kelsey Bennett Addy Greene	49 49	4 4	2	Haley Morgan, Tulsa	6	Ally Alexander, Louisville Mack Leonard, Florida St. Gisele Tapia, Duke	3 3 3
Saves (19 ranked)					Keira Bucher, Maryland Nicolette Picone, Coastal Carolina	6 6	Jenny Bressler, Virginia	3
Shutouts (30 ranked)	Emma Lemley	9	1	3	NiJaree Canady, Stanford Ruby Meylan, Washington Stephanie Schoonover, Kentucky	6 6 6	Emma Lemley, Virginia Tech Millie Thompson, Clemson	3 3
Slugging Percentage (300 ranked)	Addy Greene Emma Ritter Jayme Bailey Bre Peck	105 109 158 181	9 10 14 15	0.735 0.730 0.673 0.659	Jordyn VanHook, Arizona St.	1.250	Valerie Cagle, Clemson	1.000
Stolen Bases (90 ranked)					Chelie Senini, Nevada	24	Kelly Ayer, Virginia	15
Stolen Bases Per Game (146 ranked)					Chelie Senini, Nevada	1.26	Kelly Ayer, Virginia	0.79
Strikeout-to-Walk Ratio (147 ranked)	Emma Lemley	15	2	12.38	Mia Burd, Cornell Lauren Card, Hartford Karlyn Pickens, Tennessee	0.00 0.00 0.00	Kathryn Sandercock, Florida St.	13.33
Strikeouts (142 ranked)	Emma Lemley	4	1	99	Montana Fouts, Alabama	107	Emma Lemley, Virginia Tech	99
Strikeouts Per Seven Innings (149 ranked)	Emma Lemley	15	1	10.8	Donnie Gouborne, South Carolina	13.4	Emma Lemley, Virginia Tech	10.8
Total Bases (139 ranked)	Emma Ritter Addy Greene	38 139	4 14	46 36	Jordyn VanHook, Arizona St.	70	Valerie Cagle, Clemson	65
Toughest to Strike Out (147 ranked)	Jayme Bailey	59	4	26.0	Baylee Klingler, Washington	73.0	Abigail Knight, Boston College	56.0
Triples (8 ranked)					7 players tied		Kailyn Jones, Virginia	4
Triples Per Game (149 ranked)	Emma Ritter	78	8	0.11	Elyssa DeRosa, George Mason	0.29	Kailyn Jones, Virginia	0.19
Victories (23 ranked)	Emma Lemley	7	1	9	4 players tied	11	Emma Lemley, Virginia Tech	9
Walks Allowed Per Seven Innings (150 ranked)	Emma Lemley	46	3	0.88	Mia Burd, Cornell Lauren Card, Hartford Karlyn Pickens, Tennessee	0.00 0.00 0.00	Kathryn Sandercock, Florida St.	0.41
Walks Per Game (148 ranked)					Maria Smith, Southern Miss.	1.24	Karina Gaskins, Notre Dame	1.00



# SEASON STATS



## VT Softball Overall Statistics for Virginia Tech (as of Mar 05, 2023) (All games Sorted by Batting avg)

Record: 14-4 Home: 3-0 Away: 3-1 Neutral: 8-3 Conference: 3-0

Player	avg	gp-gs	ab	r	h	2b	3b	hr	rbi	tb	slg%	bb	hp	so	gdp	ob%	sf	sh	sb-att	po	a	e	fld%	
90 Emma Ritter	.413	18-18	63	14	26	4	2	4	11	46	.730	2	1	0	0	.439	0	0	5-5	23	0	0	1.000	
2 Jayme Bailey	.385	18-18	52	13	20	1	1	4	15	35	.673	4	1	2	0	.431	1	0	2-2	96	2	0	1.000	
7 Teagan Thrunck	.366	17-17	41	13	15	2	0	2	11	23	.561	3	1	8	0	.413	1	0	1-2	14	27	3	.932	
6 Addy Greene	.347	17-16	49	12	17	1	0	6	16	36	.735	2	1	4	0	.370	2	0	0-0	14	4	1	.947	
97 Cameron Fagan	.321	18-18	56	9	18	2	0	2	11	26	.464	7	0	7	0	.397	0	2	1-1	22	24	0	1.000	
88 Bre Peck	.295	15-15	44	15	13	2	1	4	6	29	.659	5	0	11	0	.367	0	0	0-1	17	4	0	1.000	
24 Morgan Overaitis	.280	14-7	25	5	7	4	0	1	4	14	.560	5	0	3	0	.400	0	0	0-0	4	0	0	1.000	
8 Kelsey Bennett	.225	15-15	40	4	9	1	0	4	11	22	.550	1	0	4	0	.233	2	0	0-0	12	14	1	.963	
11 Kylie Aldridge	.087	15-12	23	3	2	1	0	1	3	6	.261	8	0	3	1	.323	0	0	0-0	75	5	1	.988	
-----																								
20 Trinity Martin	1.000	2-0	1	2	1	0	0	0	0	1	1.000	0	0	0	0	1.000	0	0	0-0	0	0	0	.000	
14 Emma Jackson	.353	10-6	17	5	6	1	0	2	5	13	.765	3	0	1	0	.450	0	0	0-0	1	0	0	1.000	
19 Madison Hanson	.286	9-5	14	2	4	1	0	2	4	11	.786	3	0	2	0	.412	0	0	0-0	0	0	0	.000	
21 Kelsey Brown	.267	17-5	15	5	4	0	0	0	2	4	.267	0	0	1	0	.267	0	1	6-6	4	1	0	1.000	
28 Grace Chavez	.250	6-1	8	1	2	0	0	1	3	5	.625	0	0	2	0	.222	1	0	0-0	0	0	0	.000	
44 Rachel Castine	.167	9-7	12	2	2	1	0	0	0	3	.250	1	0	3	0	.231	0	0	0-0	58	2	1	.984	
16 Meredith Slaw	.059	11-4	17	1	1	0	0	0	0	1	.059	2	1	1	0	.200	0	0	0-0	2	0	0	1.000	
12 Shanan Hester	.000	1-0	1	0	0	0	0	0	0	0	.000	0	0	0	0	.000	0	0	0-0	0	0	0	.000	
15 Emma Yates	.000	2-0	1	1	0	0	0	0	0	0	.000	0	0	0	0	.000	0	0	0-0	2	0	0	1.000	
18 Lyndsey Grein	.000	7-6	0	0	0	0	0	0	0	0	.000	0	0	0	0	.000	0	0	0-0	1	6	0	1.000	
27 Emma Lemley	.000	10-9	0	0	0	0	0	0	0	0	.000	0	0	0	0	.000	0	0	0-0	1	7	0	1.000	
22 Maija Louko	.000	7-0	0	4	0	0	0	0	0	0	.000	0	0	0	0	.000	0	0	1-1	0	0	0	.000	
17 Molly Jacobson	.000	3-1	0	0	0	0	0	0	0	0	.000	0	0	0	0	.000	0	0	0-0	0	3	0	1.000	
5 Jenna Pearson	.000	7-0	0	1	0	0	0	0	0	0	.000	0	0	0	0	.000	0	0	0-0	0	0	0	.000	
Totals	.307	18	479	112	147	21	4	33	102	275	.574	46	5	52	1	.369	7	3	16-18	346	99	7	.985	
Opponents	.231	18	442	50	102	12	1	13	47	155	.351	19	2	138	2	.263	4	3	6-8	335	123	25	.948	

LOB - Team (94), Opp (75). DPs turned - Team (5), Opp (5).

### (All games Sorted by Earned run avg)

Player	era	w-l	app	gs	cg	sho	sv	ip	h	r	er	bb	so	2b	3b	hr	b/avg	wp	hp	bk	sfa	sha
17 Molly Jacobson	0.75	1-1	3	1	1	1/1	0	9.1	10	1	1	0	2	2	0	0	.286	0	0	0	0	1
27 Emma Lemley	1.86	9-1	10	9	9	3/0	0	64.0	45	18	17	8	99	5	0	7	.191	5	1	0	2	0
18 Lyndsey Grein	3.83	3-1	7	6	4	1/0	0	38.1	37	25	21	10	35	4	1	6	.247	1	1	0	2	2
88 Bre Peck	7.64	1-1	2	2	0	0/1	0	3.2	10	6	4	1	2	1	0	0	.476	0	0	0	0	0
Totals	2.61	14-4	18	18	14	6/1	0	115.1	102	50	43	19	138	12	1	13	.231	6	2	0	4	3
Opponents	5.83	4-14	18	18	5	0/0	0	111.2	147	112	93	46	52	21	4	33	.307	4	5	0	7	3

PB - Team (0), Opp (1). SBA/ATT - K. Aldridge (4-6), E. Lemley (3-4), L. Grein (2-3), R. Castine (2-2), B. Peck (1-1).

Player	c	po	a	e	fld%	dp	sba	csb	sba%	pb	ci
2 Jayme Bailey	98	96	2	0	1.000	5	0	0	.000	0	0
97 Cameron Fagan	46	22	24	0	1.000	4	0	0	.000	0	0
90 Emma Ritter	23	23	0	0	1.000	0	0	0	.000	0	0
88 Bre Peck	21	17	4	0	1.000	0	1	0	1.000	0	0
27 Emma Lemley	8	1	7	0	1.000	0	3	1	.750	0	0
18 Lyndsey Grein	7	1	6	0	1.000	0	2	1	.667	0	0
21 Kelsey Brown	5	4	1	0	1.000	0	0	0	.000	0	0
24 Morgan Overaitis	4	4	0	0	1.000	0	0	0	.000	0	0
17 Molly Jacobson	3	0	3	0	1.000	0	0	0	.000	0	0
15 Emma Yates	2	2	0	0	1.000	0	0	0	.000	0	0
16 Meredith Slaw	2	2	0	0	1.000	0	0	0	.000	0	0
14 Emma Jackson	1	1	0	0	1.000	0	0	0	.000	0	0
11 Kylie Aldridge	81	75	5	1	.988	0	4	2	.667	0	0
44 Rachel Castine	61	58	2	1	.984	0	2	0	1.000	0	0
8 Kelsey Bennett	27	12	14	1	.963	1	0	0	.000	0	0
6 Addy Greene	19	14	4	1	.947	1	0	0	.000	0	0
7 Teagan Thrunck	44	14	27	3	.932	3	0	0	.000	0	0
28 Grace Chavez	0	0	0	0	.000	0	0	0	.000	0	0
20 Trinity Martin	0	0	0	0	.000	0	0	0	.000	0	0
19 Madison Hanson	0	0	0	0	.000	0	0	0	.000	0	0
12 Shanan Hester	0	0	0	0	.000	0	0	0	.000	0	0
22 Maija Louko	0	0	0	0	.000	0	0	0	.000	0	0
5 Jenna Pearson	0	0	0	0	.000	0	0	0	.000	0	0
Totals	452	346	99	7	.985	5	6	2	.750	0	0
Opponents	483	335	123	25	.948	5	16	2	.889	1	0





## SITUATIONAL STATS



### VT Softball Batting Analysis for Virginia Tech (as of Mar 06, 2023) (All games Sorted by Player Name)

Player	vs left			vs right			w/runners			w/bases empty			w/bases loaded			as leadoff			fly out	gnd out	fly/gnd
	h	ab	avg	h	ab	avg	h	ab	avg	h	ab	avg	h	ab	avg	h	ab	avg			
11 Kylie Aldridge	0	6	.000	2	17	.118	2	13	.154	0	10	.000	0	0	.000	2	4	.500	11	6	1.8
2 Jayme Bailey	5	12	.417	15	40	.375	12	25	.480	8	27	.296	0	2	.000	6	17	.353	19	12	1.6
8 Kelsey Bennett	2	8	.250	7	32	.219	4	19	.211	5	21	.238	1	1	1.000	3	5	.600	20	7	2.9
21 Kelsey Brown	2	2	1.000	2	13	.154	2	8	.250	2	7	.286	1	1	1.000	1	4	.250	4	6	0.7
44 Rachel Castine	1	4	.250	1	8	.125	1	6	.167	1	6	.167	0	2	.000	0	2	.000	6	1	6.0
28 Grace Chavez	2	3	.667	0	5	.000	2	4	.500	0	4	.000	0	0	.000	0	2	.000	4	1	4.0
97 Cameron Fagan	1	13	.077	17	43	.395	10	24	.417	8	32	.250	0	1	.000	2	8	.250	11	21	0.5
6 Addy Greene	3	12	.250	14	37	.378	12	27	.444	5	22	.227	1	1	1.000	0	4	.000	13	14	0.9
19 Madison Hanson	1	3	.333	3	11	.273	1	6	.167	3	8	.375	0	0	.000	0	2	.000	2	5	0.4
12 Shanan Hester	0	0	.000	0	1	.000	0	0	.000	0	1	.000	0	0	.000	0	1	.000	1	0	99.9
14 Emma Jackson	1	4	.250	5	13	.385	2	9	.222	4	8	.500	0	0	.000	3	6	.500	4	6	0.7
20 Trinity Martin	0	0	.000	1	1	1.000	1	1	1.000	0	0	.000	0	0	.000	0	0	.000	0	0	0.0
24 Morgan Overaitis	1	3	.333	6	22	.273	3	12	.250	4	13	.308	0	1	.000	3	8	.375	11	3	3.7
88 Bre Peck	2	11	.182	11	33	.333	2	20	.100	11	24	.458	0	2	.000	5	9	.556	12	4	3.0
90 Emma Ritter	5	15	.333	21	48	.438	9	20	.450	17	43	.395	0	2	.000	9	25	.360	22	14	1.6
16 Meredith Slaw	0	1	.000	1	16	.063	1	9	.111	0	8	.000	0	1	.000	0	3	.000	5	10	0.5
7 Teagan Thrunck	4	9	.444	11	32	.344	7	17	.412	8	24	.333	2	4	.500	7	12	.583	5	12	0.4
15 Emma Yates	0	0	.000	0	1	.000	0	1	.000	0	0	.000	0	0	.000	0	0	.000	0	1	0.0
<b>Totals</b>	<b>30</b>	<b>106</b>	<b>.283</b>	<b>117</b>	<b>373</b>	<b>.314</b>	<b>71</b>	<b>221</b>	<b>.321</b>	<b>76</b>	<b>258</b>	<b>.295</b>	<b>5</b>	<b>18</b>	<b>.278</b>	<b>41</b>	<b>112</b>	<b>.366</b>	<b>150</b>	<b>123</b>	<b>1.2</b>
<b>Opponents</b>	<b>0</b>	<b>0</b>	<b>.000</b>	<b>102</b>	<b>442</b>	<b>.231</b>	<b>44</b>	<b>175</b>	<b>.251</b>	<b>58</b>	<b>267</b>	<b>.217</b>	<b>3</b>	<b>6</b>	<b>.500</b>	<b>40</b>	<b>115</b>	<b>.348</b>	<b>108</b>	<b>93</b>	<b>1.2</b>

Player	pinch hitting			w/runners in scoring pos			w/runner on 3rd and LT 2 out			with 2 outs			success adv runners			2- mrs			rch	rch	fc	kl
	h	ab	avg	h	ab	avg	rbi	ops	pct	h	ab	avg	adv	ops	pct	rbi	w/out	lob				
11 Kylie Aldridge	0	0	.000	0	3	.000	1	2	.500	0	4	.000	8	15	.533	0	5	3	0	1	1	
2 Jayme Bailey	0	0	.000	9	18	.500	1	2	.500	4	14	.286	18	28	.643	3	5	10	0	1	0	
8 Kelsey Bennett	0	0	.000	3	16	.188	4	6	.667	1	10	.100	9	22	.409	1	7	5	2	1	2	
21 Kelsey Brown	0	2	.000	2	8	.250	1	1	1.000	0	4	.000	4	9	.444	0	3	4	1	0	0	
44 Rachel Castine	0	0	.000	1	4	.250	0	2	.000	0	3	.000	1	6	.167	0	0	1	0	0	0	
28 Grace Chavez	2	4	.500	1	3	.333	1	1	1.000	0	1	.000	3	5	.600	0	1	1	0	0	1	
97 Cameron Fagan	0	0	.000	5	13	.385	2	4	.500	10	19	.526	15	27	.556	7	6	6	1	2	0	
6 Addy Greene	0	0	.000	4	10	.400	4	4	1.000	4	18	.222	20	30	.667	3	4	5	3	0	0	
19 Madison Hanson	1	3	.333	1	5	.200	1	1	1.000	2	6	.333	2	6	.333	3	0	3	1	2	0	
12 Shanan Hester	0	1	.000	0	0	.000	0	0	.000	0	0	.000	0	0	.000	0	0	0	0	0	0	
14 Emma Jackson	0	1	.000	1	6	.167	1	1	1.000	1	5	.200	7	11	.636	3	3	4	0	1	0	
20 Trinity Martin	0	0	.000	0	0	.000	0	0	.000	0	0	.000	1	1	1.000	0	0	0	0	0	0	
24 Morgan Overaitis	2	7	.286	1	7	.143	1	1	1.000	1	9	.111	5	12	.417	1	3	5	1	0	0	
88 Bre Peck	0	0	.000	1	12	.083	0	1	.000	4	18	.222	6	22	.273	0	0	19	4	0	2	
90 Emma Ritter	0	0	.000	6	16	.375	1	2	.500	8	20	.400	11	20	.550	3	0	15	0	2	0	
16 Meredith Slaw	0	6	.000	0	6	.000	0	1	.000	0	6	.000	5	10	.500	0	3	4	0	0	0	
7 Teagan Thrunck	0	0	.000	7	12	.583	4	7	.571	4	13	.308	11	18	.611	4	3	5	2	4	1	
15 Emma Yates	0	0	.000	0	1	.000	0	0	.000	0	1	.000	0	1	.000	0	0	1	0	0	0	
<b>Totals</b>	<b>5</b>	<b>24</b>	<b>.208</b>	<b>42</b>	<b>140</b>	<b>.300</b>	<b>22</b>	<b>36</b>	<b>.611</b>	<b>39</b>	<b>151</b>	<b>.258</b>	<b>126</b>	<b>243</b>	<b>.519</b>	<b>28</b>	<b>43</b>	<b>94</b>	<b>15</b>	<b>14</b>	<b>7</b>	
<b>Opponents</b>	<b>3</b>	<b>18</b>	<b>.167</b>	<b>23</b>	<b>94</b>	<b>.245</b>	<b>10</b>	<b>25</b>	<b>.400</b>	<b>23</b>	<b>135</b>	<b>.170</b>	<b>69</b>	<b>187</b>	<b>.369</b>	<b>11</b>	<b>22</b>	<b>75</b>	<b>3</b>	<b>9</b>	<b>28</b>	

Success Advancing Runners = percentage of times the batter advanced at least one runner during a plate appearance  
 #Rnrs Adv w/Out = TOTAL number of runners advanced when the player made an out



## SITUATIONAL STATS




**VT Softball**  
**Pitching Analysis for Virginia Tech (as of Mar 06, 2023)**  
**(All games Sorted by Player Name)**

Player	vs left			vs right			w/runners			w/bases empty			vs leadoff			with 2 outs			fly	gnd	fly/	
	h	ab	avg	h	ab	avg	h	ab	avg	h	ab	avg	rch	ops	pct	h	ab	avg	out	out	gnd	gdp
18 Lyndsey Grein	18	54	.333	19	96	.198	18	70	.257	19	80	.238	17	38	.447	6	44	.136	40	38	1.1	0
17 Molly Jacobson	2	6	.333	8	29	.276	2	11	.182	8	24	.333	4	10	.400	5	14	.357	5	19	0.3	1
27 Emma Lemley	22	81	.272	23	155	.148	17	81	.210	28	155	.181	18	63	.286	11	74	.149	60	31	1.9	1
88 Bre Peck	6	11	.545	4	10	.400	7	13	.538	3	8	.375	1	4	.250	1	3	.333	3	5	0.6	0
Totals	48	152	.316	54	290	.186	44	175	.251	58	267	.217	40	115	.348	23	135	.170	108	93	1.2	2
Opponents	50	186	.269	97	293	.331	71	221	.321	76	258	.295	41	112	.366	39	151	.258	150	123	1.2	1

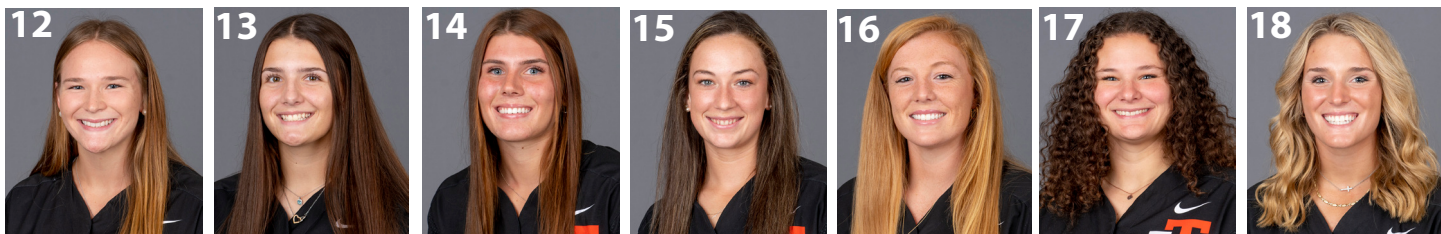
Player	app	gs	ip/app	*h/g	*r/g	*er/g	*bb/g	*so/g	k/bb	*2b/g	*3b/g	*hr/g	*fo/g	*go/g	*bf/g	sba	att	pct
18 Lyndsey Grein	7	6	5.48	6.76	4.57	3.83	1.83	6.39	3.5	0.73	0.18	1.10	7.30	6.94	30.13	2	3	.667
17 Molly Jacobson	3	1	3.11	7.50	0.75	0.75	0.00	1.50	99.0	1.50	0.00	0.00	3.75	14.25	27.00	0	0	.000
27 Emma Lemley	10	9	6.40	4.92	1.97	1.86	0.88	10.83	12.4	0.55	0.00	0.77	6.56	3.39	27.02	3	4	.750
88 Bre Peck	2	2	1.83	19.09	11.45	7.64	1.91	3.82	2.0	1.91	0.00	0.00	5.73	9.55	42.00	1	1	1.000
Totals	18	18	6.41	6.19	3.03	2.61	1.15	8.38	7.3	0.73	0.06	0.79	6.55	5.64	28.53	6	8	.750
Opponents	18	18	6.20	9.21	7.02	5.83	2.88	3.26	1.1	1.32	0.25	2.07	9.40	7.71	33.85	16	18	.889

\* = average based on 7-inning game






2 Jayme BAILEY U | 5-5 | Sr. Scott Depot, W.Va. JAY-me  
 5 Jenna PEARSON U | 5-8 | R-So. North Stafford, Va.  
 6 Addy GREENE OF | 5-9 | Jr. Suffolk, Va.  
 7 Teagan THRUNK IF | 5-8 | Fr. Point Pleasant, N.J. Tee-gan  
 8 Kelsey BENNETT IF | 5-5 | Sr. Buford, Ga.  
 10 Megan FURR OF | 5-7 | Fr. Centreville, Va.  
 11 Kylie ALDRIDGE C | 5-11 | Fr. Fayetteville, N.C. All-dridge



12 Shanan Hester UT | 5-6 | Gr. Wendell, N.C. Shanan (Shannon)  
 13 Payton LIST P | 5-11 | Fr. Beaver, Pa.  
 14 Emma JACKSON OF | 5-8 | Fr. Chincoteague, Va.  
 15 Emma YATES C | 5-6 | Jr. Fairfax Station, Va.  
 16 Meredith SLAW IF | 5-11 | Sr. Warsaw, Va.  
 17 Molly JACOBSON P | 6-0 | R-So. Waukee, Iowa  
 18 Lyndsey GREIN P | 5-7 | Fr. Mokena, Ill. Grein (rhymes w/ pine)



19 Madison HANSON IF | 5-11 | Jr. Smithfield, Va.  
 20 Trinity MARTIN OF | 5-8 | Fr. Nathalie, Va.  
 21 Kelsey BROWN OF | 5-6 | Sr. Haymarket, Va.  
 22 Maija LOUKO IF | 5-7 | Jr. Reston, Va. MAI-ah LOO-koh  
 24 Morgan OVERAITIS OF | 5-4 | Sr. Canton, Mich. OH-ver-EYE-tis  
 27 Emma LEMLEY P | 5-6 | So. Forest, Va.  
 28 Grace CHAVEZ C | 5-9 | Sr. Las Vegas, Nev. SHAW-vez



44 Rachel CASTINE U | 5-9 | So. Chesapeake, Va. Cas-TEEN  
 88 Bre PECK U | 5-10 | So. Royersford, Pa.  
 90 Emma RITTER OF | 5-9 | Jr. Perryville, Md.  
 97 Cameron FAGAN IF | 5-8 | Jr. Dunnellon, Fla. Faye-gin



Pete D'AMOUR Head Coach Fifth Season Duh-More  
 Doug GILLIS Assistant Coach Fifth Season  
 Mike LEWIS Assistant Coach Third Season  
 Mackenzie LAWTER Student Assistant Coach First Season

