



VIRGINIA TECH

2022-23 MEN'S BASKETBALL



13 NCAA APPEARANCES / 13 NIT APPEARANCES (2 CHAMPIONSHIPS) /
18 ALL-ACC SELECTIONS / 10 ALL-AMERICANS / 20 NBA DRAFT PICKS

GAME 32

THE MATCHUP

VIRGINIA TECH HOKIES

18-13, 8-12 ACC

Head Coach: Mike Young (Emory & Henry, 1986)
Record at Virginia Tech: 72-49 (4th Season)
Career Record: 371-293 (21st Season)
vs. Notre Dame: 5-2 (5-1 at VT)

VS

NOTRE DAME FIGHTING IRISH

11-20, 3-17 ACC

Head Coach: Mike Brey (George Washington, 1982)
Record at Notre Dame: 483-279 (23rd Season)
Career Record: 582-331 (28th Season)
vs. Virginia Tech: 9-8 (9-8 at ND)

GAME 32 | VIRGINIA TECH vs. NOTRE DAME - MARCH 7, 2023 | 7PM | ACCN | GREENSBORO, N.C. | GREENSBORO COLISEUM (22,000)

BROADCAST INFORMATION

TV | ACCN

Wes Durham, PxP
Jordan Cornette, Analyst

RADIO | VT Sports Network

Zach Mackey, PxP
Mike Burnop, Analyst

VIDEO STREAM

ESPN.com and ESPN app

LIVE STATS

stats.hokiesports.com



@HokiesMBB



@NDmbb

PROJECTED STARTERS

Virginia Tech	Ht.	Wt.	Yr.	Hometown	PPG	RPG	Other
G 3 Sean Pedulla	6-1	195	So.	Edmond, Okla.	15.4	3.7	10+ points in 29 games this season
G 0 Hunter Cattoor	6-3	200	Sr.	Orlando, Fla.	10.8	3.9	42.5 3FG% (71-167)
G 2 MJ Collins	6-4	190	Fr.	Clover, S.C.	4.4	2.4	Season-high 12p at Notre Dame
F 25 Justyn Mutts	6-7	220	Sr.	Millville, N.J.	12.9	7.3	8 double-doubles
F 21 Grant Basile	6-9	235	Gr.	Pewaukee, Wis.	16.5	5.5	354p in ACC play (3rd in the league)



KEY STORYLINES

THE SERIES

- Tech enters Tuesday's tilt with Notre Dame on a five-game winning streak in the series. It's the longest active winning streak for the Hokies against an ACC foe.
- The all-time series is all square at nine wins apiece.
- Tech has a 1-1 record against the Irish in the ACC tournament following its 87-80 triumph in the quarterfinals last season.
- Notre Dame won the other matchup, 71-65, in the 2018 ACC tournament (also in Brooklyn).
- The Hokies' last loss to ND came on March 7, 2020.
- In Tech's last three wins against the Irish, the Hokies are averaging 86.3 ppg.

HOKIE HEADLINES

- Grant Basile has scored double figures in 15 straight games. He has broken the 20-point mark in six of the last 12 contests. Over the last 12 games, Basile is averaging 20.7 ppg.
- Hunter Cattoor is first in the league in 3FG% at 42.5% (71-167). He's had at least three treys in five of his last six games.
- Sean Pedulla recorded his sixth game of at least 20 points this season, putting up a career-high 25 points on 8 of 12 shooting vs. FSU.
- Tech tied its season high of 16 threes, knocking down 16 of 34 (47.1%) against FSU. VT also hit 16 triples against William & Mary.

CLIMBING THE LADDER

- Hunter Cattoor is currently fifth all-time in career 3-pointers made in VT history. He became the ninth Hokie to reach 200 for his career at Boston College.

Seasons	Name	3FG
2005-09	A.D. Vassallo	267
2007-11	Malcolm Delaney	264
1986-89	Wally Lancaster	257
2014-18	Justin Bibbs	254
2019-pr.	Hunter Cattoor	244
1999-2003	Brian Chase	239
2014-19	Ahmed Hill	230
2000-05	Carlos Dixon	215
2003-07	Zabian Dowdell	210
2010-14	Jarell Eddie	192

2022-23 SCHEDULE

RECORD 18-13

ACC	8-12
NON-CONFERENCE	10-1
HOME	13-4
AWAY	2-9
NEUTRAL	3-0

Date	Opponent	TV	Time/Result
11/7	Delaware State	ACGN	W, 95-57
11/10	Lehigh	ACGN	W, 78-52
11/13	William & Mary	RSN	W, 94-77
11/17	Old Dominion ¹	ESPN2	W, 75-71
11/18	Penn State ¹	ESPN2	W, 61-59
11/20	at College of Charleston ¹	ESPN2	L, 75-77
11/25	Charleston Southern	ACGN	W, 69-64
11/28	Minnesota ²	ESPN2	W, 67-57

12/4	#18 North Carolina [*]	ACGN	W, 80-72
12/7	Dayton	ACGN	W, 77-49
12/11	Oklahoma State ³	ESPN2	W, 70-65
12/17	Grambling State	RSN	W, 74-48
12/21	at Boston College [*]	ACGN	L, 65-70 (OT)
12/31	at Wake Forest	RSN	L, 75-77

1/4	Clemson [*]	ESPNU	L, 65-68
1/7	NC State [*]	RSN	L, 69-73
1/11	at Syracuse [*]	RSN	L, 72-82
1/18	at #10 Virginia [*]	ESPNU	L, 68-78
1/21	at #19 Clemson [*]	ESPN2	L, 50-51
1/23	Duke [*]	ESPN	W, 78-75
1/28	Syracuse [*]	ACGN	W, 85-70
1/31	at #23 Miami [*]	ESPNU	L, 83-92

2/4	#6 Virginia [*]	ESPN2	W, 74-68
2/8	Boston College [*]	ACGN	L, 76-82
2/11	at Notre Dame [*]	RSN	W, 93-87
2/15	at Georgia Tech [*]	ACGN	L, 70-77
2/18	Pitt [*]	ACGN	W, 79-72
2/21	#13 Miami [*]	ESPNU	L, 70-76
2/25	at Duke [*]	ESPN	L, 65-81
2/28	at Louisville [*]	ACGN	W, 71-54

3/4	Florida State [*]	ESPN2	W, 82-60
3/7	Notre Dame ⁴	ACGN	7 PM

All Times Eastern

* - ACC Game

1 - Shriners Children's Charleston Classic (Charleston, S.C.)

2 - ACC/Big Ten Challenge (Blacksburg, Va.)

3 - Basketball Hall of Fame Invitational (Brooklyn, N.Y.)

4 - New York Life ACC Tournament (Greensboro, N.C.)



CONTACT INFO

Brian Cox | Phone: (540) 250-0624
Email: bcox90@vt.edu
Associate AD, Creative Communications

Will Copeland | Phone: (757) 814-0930
Email: cwill99@vt.edu
Assistant Director, Creative Communications

QUICK FACTS

THE BASICS

University Name: Virginia Tech
 Location: Blacksburg, Va.
 Founded: 1872
 Enrollment: 37,000
 President: Dr. Tim Sands
 Director of Athletics: Whit Babcock
 Nickname: Hokies
 Mascot: Hokie Bird
 Colors: Chicago Maroon and Burnt Orange
 Affiliation: NCAA Division I
 Conference: Atlantic Coast (18th Season)

FACILITY FACTS

CASSELL COLISEUM
 Capacity: 8,925
 Record in Arena: 648-212 (.753)
 First Game: VT vs. Alabama (Jan. 3, 1962)
 Largest Crowd: 11,500 (vs. Purdue, Dec. 3, 1966)

TEAM INFORMATION

2021-22 Record: 23-13
 Home/Away/Neutral: 11-4/7-6/5-3
 Conference Record: 11-9
 Home/Away: 6-4/5-5
 Conference Finish: 7th
 Conference Tournament: Champion
 Starters Returning/Lost: 2/3
 Letterwinners Returning/Lost: 6/6
 Newcomers: 9

Total seasons: 115
 First season: 1908-09
 All-Time Record: 1,536-1,269
 All-Time ACC Record: 146-181
 All-Time ACC Tournament Record: 14-17
 ACC Championship Game Appearances (Titles): 1 (1 - 2022)
 NCAA Tournament Appearances (Last): 13 (2022)
 All-Time NCAA Record: 8-13



MEDIA INFORMATION

CREDENTIALS

Outlets interested in obtaining credentials to cover Virginia Tech basketball home games must apply for credentials via: media.hokiesports.com/credentials.

You may also email: bcox90@vt.edu.

All credentials for Virginia Tech home games this season will be issued on a single-game basis, and media seating is extremely limited.

INTERVIEW POLICY

During ACC play, Mike Young conducts weekly media press conferences, via Zoom. To request the Zoom link for a particular week, please email Brian Cox (bcox90@vt.edu).

Gamedays: Coach Mike Young and select players will be available to the media following a 10-minute cooling off period after the game. For home games, interviews of Coach Young and players will be conducted in-person in the Cassell Coliseum media center.

Non-Gamedays: All coach and player interview requests need to be arranged through the Virginia Tech Creative Communications Office - contact Brian Cox (c. 540-250-0624; e. bcox90@vt.edu). Players and coaches should not be contacted directly under any circumstances.



2022-23 VIRGINIA TECH NUMERICAL ROSTER

No.	Name	Cl.	Pos.	Ht.	Wt.	Hometown	Previous School
0	Hunter Cattoor	Sr.	G	6-3	200	Orlando, Fla.	Bishop Moore
1	Rodney Rice	Fr.	G	6-4	195	Clinton, Md.	DeMatha Catholic
2	MJ Collins	Fr.	G	6-4	190	Clover, S.C.	Combine Academy
3	Sean Pedulla	So.	G	6-1	195	Edmond, Okla.	Edmond Memorial
4	Darren Buchanan Jr.	Fr.	F	6-7	235	Washington, D.C.	Woodrow Wilson
5	Patrick Wessler	Fr.	C	7-0	245	Matthews, N.C.	Combine Academy
10	Camden Johnson	So.	G	6-1	185	Waxhaw, N.C.	Metrolina Christian Academy
11	John Camden	r-Fr.	F	6-8	215	Downingtown, Pa.	Memphis
13	Darius Maddox	Jr.	G	6-5	180	Bowie, Md.	Oak Hill Academy
14	Owyn Dawyot	Fr.	G	6-2	190	Roanoke, Va.	Cave Spring
15	Lynn Kidd	Jr.	C	6-10	235	Gainesville, Fla.	Clemson
21	Grant Basile	Gr.	F	6-9	235	Pewaukee, Wis.	Wright State
25	Justyn Mutts	Sr.	F	6-7	220	Millville, N.J.	Delaware
33	Michael Ward	Fr.	G	6-2	175	Bethesda, Md.	Walt Whitman
34	Mylyjael Poteat	Jr.	F	6-9	265	Reidsville, N.C.	Rice

COACHING & SUPPORT STAFF

Head Coach: Mike Young (Emory & Henry, 1986)
Record at VT: 72-49 (4th Year)
Overall Record: 371-293 (21st Year)
Associate Head Coach: Mike Jones (2nd Year)
Assistant Coach: Christian Webster (7th Year)
Assistant Coach: Kevin Giltner (4th Year)
Chief of Staff: Stephanie Ballein (4th Year)
Special Assistant for Recruiting: Matt Olinger (4th Year)
Director of Player Personnel: Ryan Nadeu (5th Year)
Special Assistant to the Head Coach: Ace Custis (4th Year)
Strength & Conditioning: David Jackson (15th Year)
Athletic Trainer: Hisham Ziyout (4th Year)

PRONUNCIATION GUIDE

Hunter Cattoor	cuh-TOUR
Sean Pedulla	puh-DOOL-uh
Darren Buchanan Jr.	DARE-in BUH-can-in
Patrick Wessler	WES-ler
Darius Maddox	Mad-DOCKS
Owyn Dawyot	Doy-YACHT
Grant Basile	buh-ZILLY
Justyn Mutts	JUST-in
Mylyjael Poteat	Muh-LIE-juh! POH-teet

ROSTER BY CLASS

Freshmen (7)	Sophomores (2)	Juniors (3)	Seniors (3)
Darren Buchanan Jr.	Camden Johnson	Lynn Kidd	Grant Basile [^]
John Camden*	Sean Pedulla	Darius Maddox	Hunter Cattoor
MJ Collins		Mylyjael Poteat	Justyn Mutts
Owyn Dawyot			
Rodney Rice			
Michael Ward			
Patrick Wessler			

* = Redshirt
[^] = Graduate Student

SOCIAL



BY THE NUMBERS

50

Hunter Cattoor connected on **5 of 10** from deep en route to scoring his **1,000th career point** against Miami. He became the **50th Hokie** in program history to reach the milestone.

16

The Hokies buried **16 3-pointers** against Florida State, tying their **season high**. They have connected on at least **eight treys** in **seven** of their last **eight games**.

6

Tech head coach **Mike Young** registered his **sixth career win** against a team ranked in the **top 10** of the AP Poll when VT took down UVA. Five of those have come at the helm of the Hokies.

NOTEWORTHY

TOURNEY TIME

- The Hokies enter as the No. 11 seed for the second time in their ACC tournament history.
- Ironically, the other time Tech was the 11th seed came in 2020 when the tournament was also in Greensboro.
- The Hokies are 0-1 as the No. 11 seed.

Year	Opponent	Round	Result
2020	#14 North Carolina	1st	L, 56-78
2023	#14 Notre Dame	1st	-

- Tech is 14-17 all-time in its 31 conference tournament games.
- The Hokies are 4-4 in first round games with their last appearance coming in 2020.
- Tech became just the second team (Duke, 2017) to win four games in four days en route to the 2022 ACC title. No team has ever won five games in five days in ACC tournament history.

Year	Opponent	Round	Result
2022	#10 Clemson	2nd	W, 76-75 (OT)
	#2 Notre Dame	QF	W, 87-80
	#3 North Carolina	SF	W, 72-59
	#1 Duke	F	W, 82-67

MUTTS JOINS 1K/1K/400 CLUB

- Justyn Mutts became the second active Division I men's basketball player to achieve 1,000 points, 1,000 rebounds and 400 assists at Louisville on Feb. 28.
- Mutts also became Coach Young's first-ever 1,000-point, 1,000-rebound player in his 21 seasons as head coach.

Player	School	Pts.	Rebs.	Asts.
Ahsan Asadullah	Lipscomb	1,838	1,118	461
Justyn Mutts	Virginia Tech	1,529	1,013	426

HUNT HITS 1K AGAINST MIAMI

- Hunter Cattoor became the 50th member of the 1,000-point club in program history vs. Miami on Feb. 21.
- He entered the game three points shy of the 1,000-point mark. Cattoor drilled a left wing three at the 13:16 mark of the first half off an assist from Sean Pedulla.
- Cattoor finished with five treys for the game – his fifth game of at least four triples on the season.
- For his career, 74.5% of Cattoor's field-goal attempts are from three. He's shot above 40% from long range in each of his four

seasons in college, including 42.5% this season. The Orlando, Fla., native ranks third all-time at Tech for career 3-point percentage.

Player	3FG-3FGA	3FG%
Ty Outlaw	136-291	46.7
Justin Bibbs	254-599	42.4
Hunter Cattoor	244-583	41.9
Jalen Cone	101-246	41.1
Eddie Lucas	121-295	41.0

BASILE MAKING HISTORY

- Grant Basile became the first Tech men's basketball player to score at least 30 points in back-to-back games since Bryant Matthews achieved the feat in Dec. 2003.
- Playing 140 miles from his hometown of Pewaukee, Wisconsin, Basile had around 30 family members in attendance to watch his second straight 33-point performance. Basile had a stretch in the second half where he scored 16 of Tech's 18 points at Notre Dame.
- Basile now has three games of at least 30 points in 2022-23, becoming the first Hokie to accomplish that since Erick Green had four during the 2012-13 season.
- Against the Irish, Basile knocked down 13 field goals – setting a Virginia Tech record for a player in an ACC game.
- In ACC play alone, Basile ranks third in total points scored.

Rank	Player	School	Points
1	Tyree Appleby	Wake Forest	375
2	Joe Girard III	Syracuse	355
3	Grant Basile	Virginia Tech	354
4	PJ Hall	Clemson	352
5	Jarkel Joiner	NC State	346

LIGHT IT UP FROM THREE

- Grant Basile has already surpassed his 3-point total from last season. The grad student from Pewaukee, Wisconsin has converted 62 treys through 31 games as a Hokie. In his last season at Wright State, Basile knocked down 39 triples in 36 games.
- He's also drastically improved his 3-point percentage in Blacksburg. Basile shot 28.3% from three in 2021-22, compared to 39.7% currently at Tech.

CLOSE CALLS IN ACC PLAY

- Nine of the Hokies' 12 losses in ACC play have come by single digits. Two of the other three games (at Syracuse and at Virginia)

were 10-point decisions.

Opponent	Score	Margin
at Boston College	65-70	-5
at Wake Forest	75-77	-2
Clemson	65-68	-3
NC State	69-73	-4
at Syracuse	72-82	-10
at Virginia	68-78	-10
at Clemson	50-51	-1
at Miami	83-92	-9
Boston College	76-82	-6
at Georgia Tech	70-77	-7
Miami	70-76	-6

- Hunter Cattoor missed four of the games above (at Wake Forest–at Syracuse) after fracturing the radius in his left arm at Boston College.

TRACKING THE TREY

- Coach Young's last four teams at Wofford all finished inside the top 10, nationally, in 3-point field-goal percentage.
- With three Hokies shooting over 40% from three, Tech made a big jump in this category in 2021-22.

Season	School	3FG%	Rank
2022-23	Virginia Tech	36.1	73rd
2021-22	Virginia Tech	39.2	3rd
2020-21	Virginia Tech	35.4	95th
2019-20	Virginia Tech	35.2	81st
2018-19	Wofford	41.4	2nd
2017-18	Wofford	41.3	5th
2016-17	Wofford	40.3	7th
2015-16	Wofford	40.8	8th

'DULLA AMONG MOST IMPROVED IN ACC

- Sean Pedulla reached double-figure scoring in each of his first 18 games of the season. Pedulla was the first Hokie to do that since Erick Green scored double figures in all 32 games of the 2012-13 season.
- Below is a chart of ACC players with the highest increased point production from last season.

Player	School	21-22	22-23	Change
Sean Pedulla	Virginia Tech	5.4	15.4	+10.0
Miles Kelly	Georgia Tech	4.5	14.2	+9.7
El Ellis	Louisville	8.7	17.7	+9.0
Tyree Appleby	Wake Forest	10.9	18.8	+7.9

FIVE STRAIGHT TICKETS PUNCHED

- The Hokies are among the nation's leaders in active NCAA Tournament appearances. With their program record fifth straight appearance locked up in 2022, they own the eighth-longest active streak. It's the second-longest among ACC programs.

School	Streak	Conference
Kansas	32	Big 12
Michigan State	24	Big Ten
Gonzaga	23	WCC
North Carolina	11	ACC
Villanova	9	BIG EAST
Purdue	7	Big Ten
Michigan	6	Big Ten
Virginia Tech	5	ACC

- A pretty remarkable turnaround for a program that prior to 2017 had only gone to the NCAA Tournament once (2007) in 20 years. Tech has been to the Big Dance a total of 13 times in program history.

DEPTH ON THE FRONT LINE

- As opposed to last year, the Hokies should have significant depth in the frontcourt this season.
- "We're deeper on the front line than we've ever been," Young said at ACC Tipoff in Charlotte. "We were thin as nickel soup last year in the frontcourt after Mutts and Aluma. But I am comfortable with Darren Buchanan, John Camden. ... And ... Mylyjael and Lynn Kidd ... are going to help our team — big, strong, athletic people. Lynn Kidd's an amazing athlete. Mylyjael Poteat is just a physical person that can run. He's got exceptional hands."

SIZING US UP

- Entering the 2022-23 season, Tech will feature seven scholarship players at 6-foot-7 or taller.
- That figure ties for the second-most since the start of the Seth Greenberg era. ~ h/t David Cunningham

Season	# of players 6-7 or taller	Players
2003-04	5	Calloway, Matthews, McCandies, Dixon, Collins
2004-05	7	Witherspoon, Washington, Krabbendam, Calloway, Dixon, Collins, Tucker
2005-06	8	Witherspoon, Washington, Krabbendam, Vinson, Calloway, Collins, Diakite, Tucker
2006-07	7	Washington, Krabbendam, Vinson, Witcher, Collins, Diakite, Tucker
2007-08	5	Allen, Washington, Vinson, Witcher, Diakite
2008-09	6	Allen, Davila, Vinson, Witcher, Diakite, Swindle
2009-10	6	Allen, Raines, Davila, Witcher, Atkins, Swindle
2010-11	6	Allen, Chaney, Raines, Davila, Atkins, Eddie
2011-12	6	Van Zegeren, Raines, Davila, Finney-Smith, Eddie, Barksdale
2012-13	5	Van Zegeren, Raines, Eddie, Wood, Barksdale
2013-14	7	Van Zegeren, Raines, Kirby, Eddie, Thompson, Wood, Barksdale
2014-15	3	Henry, Van Zegeren, Pierce
2015-16	5	Henry, Pierce, Hamilton, Blackshear Jr., LeDay
2016-17	2	Sy, LeDay
2017-18	2	Fullard, Blackshear Jr.
2018-19	1	Blackshear Jr.
2019-20	3	Nolley, Ojiako, Johnson
2020-21	5	Ojiako, Aluma, N'Guessan, Pemsli, Mutts
2021-22	6	N'Guessan, Haynes, Kidd, Ojiako, Aluma, Mutts
2022-23	7	Kidd, Basile, Poteat, Camden, Buchanan Jr., Wessler, Mutts

BASILE THE PERFECT FIT

- More than 50 schools reached out to Grant Basile when he went into the transfer portal last spring. After his latest outing - a 23-point, 10-rebound performance against Dayton, Basile continues to deliver at a high rate for the Hokies.
- "He's just the perfect fit to go along with the other four starters that we have and the rest of the team," Sean Pedulla said. "Just a completely unselfish guy, a very team-oriented guy. And like the rest of us, he gets excited when other people play well and we're all excited when he plays well. Just a great overall fit."



STANDINGS

TEAM	OVERALL	ACC	PCT
1. Miami	24-6	15-5	.800
2. Virginia	23-6	15-5	.793
3. Duke	23-8	14-6	.742
4. Clemson	22-9	14-6	.710
5. Pitt	21-10	14-6	.677
6. NC State	22-9	12-8	.710
7. North Carolina	19-12	11-9	.613
8. Wake Forest	18-13	10-10	.581
9. Syracuse	17-14	10-10	.548
10. Boston College	15-16	9-11	.484
11. Virginia Tech	18-13	8-12	.581
12. Florida State	9-22	7-13	.290
13. Georgia Tech	14-17	6-14	.452
14. Notre Dame	11-20	3-17	.355
15. Louisville	4-27	2-18	.129

PREDICTED ORDER OF FINISH

TEAM (FIRST-PLACE VOTES)	POINTS
1. North Carolina (90)	1504
2. Duke (2)	1339
3. Virginia (6)	1310
4. Miami (2)	1138
5. Florida State	1064
6. Notre Dame	971
7. Virginia Tech (1)	921
8. Syracuse	700
9. Wake Forest	672
10. NC State	548
11. Clemson	528
12. Louisville	477
13. Boston College	368
14. Pitt	320
15. Georgia Tech	260

PRESEASON ALL-ACC TEAM

First Team

Armando Bacot, North Carolina
Isaiah Wong, Miami
Caleb Love, North Carolina
Terquavion Smith, NC State
Jeremy Roach, Duke

Second Team

Jayden Gardner, Virginia
Derek Lively II, Duke
Justyn Mutts, Virginia Tech
PJ Hall, Clemson
RJ Davis, North Carolina

PRESEASON ACC PLAYER OF THE YEAR

Armando Bacot, North Carolina

PRESEASON ACC FRESHMAN OF THE YEAR

Derek Lively II, Duke



TEAM COMPARISON

VT	Stat	ND
74.4	Points Per Game	69.8
69.1	Opponents Points Per Game	72.3
+5.3	Scoring Margin	-2.5
33.8	Rebounds Per Game	31.1
+0.2	Rebounding Margin	-4.9
.470	FG Percentage	.443
.440	FG Percentage Defense	.458
.361	3FG Percentage	.358
.335	3FG Percentage Defense	.343
8.4	3FG Made Per Game	8.8
.735	FT Percentage	.762
15.8	Assists Per Game	12.0
9.9	Turnovers Per Game	8.8

ELITE COMPANY

- Tech's Mike Young joined an elite group of head coaches who have won an ACC tournament title within the first three seasons at their respective school.

Coach	School	Year (#)
Vic Bubas	Duke	1960 (1)
Jim Valvano	NC State	1983 (3)
Press Maravich	NC State	1965 (1)
Terry Holland	Virginia	1976 (2)
Bill Guthridge	North Carolina	1998 (1)
Jim Larrañaga	Miami	2013 (2)
Mike Young	Virginia Tech	2022 (3)

- With the win against Duke, Young improved to 6-0 in conference tournament championship games. His six titles are as many as Michigan State's Tom Izzo and one more than Syracuse's Jim Boeheim.

RAVE REVIEWS FOR POTEAT

- Junior forward Mylyjael Poteat has been a pleasant surprise for Coach Young.
- "He's got unbelievable hands," Young said of Poteat. "Much, much better feet. I liked him coming out of high school and I called him three or four times. ... He's gonna help us win. He's big and he's physical and he's not afraid of contact. He knows who he is as a player, and I think that's a benefit of playing college basketball for two years."

NO CEILING

- Although the Hokies feature nine new faces in 2022-23, Justyn Mutts believes this group can be even better than last year.
- "There is no ceiling. I think our team is so diverse and so talented and so dynamic that if we really start to click the way I feel we can, it'll be scary. Just the way we defend, the way we can make shots, the way we can get to the basket or space it out or our pace of offense. I think once we really start clicking on all cylinders with the relationships that we have as people off the court, it'll be a lot of fun."

1-800-TRIFECTA

- Tech's trio of Hunter Cattoor, Darius Maddox and Sean Pedulla all shot above 40% from three last season (min. 30 makes).

Player	3FGM - 3FGA	3FG%
Hunter Cattoor	83-199	41.7
Darius Maddox	40-79	50.6
Sean Pedulla	34-76	44.7

- Cattoor's 83 makes led all Hokies and were tied for the fourth-most threes made in a single season in program history.
- Cattoor is also fifth all-time in career 3-pointers made at VT with 244. The record is held by A.D. Vassallo at 267.
- As a team, the Hokies buried 319 treys in 2021-22 – the second-most in a single season in Tech history.
- Two of the Hokies' three best single-season marks have come under Coach Young.

Season	3FG	3FG%
2018-19	327	39.4
2021-22	319	39.2
2019-20	315	35.2

J-MUTTY: THE ULTIMATE SCHOLAR

- Justyn Mutts, the ACC's Skip Prosser Award winner last season, embarks on his 11th semester in college – having already earned a bachelor's degree and two master's degrees.
- He's currently enrolled in human development – his second undergraduate program.

DO IT FOR THE CITY

- Justyn Mutts has his sights set on a third consecutive trip to the Big Dance in March. However, getting there isn't the end goal.
- "I've never won a game in March Madness," Mutts said. "That's definitely a huge thing for me this year. We need multiple wins [in the NAAs], just for the city. Blacksburg, they deserve it [for] the love that they show us."

DEPENDABLE DEFENDERS

- Hunter Cattoor almost always draws the assignment of guarding the opposing team's best guard or wing.
- He's come a long way in that department, as Coach Young has gone on record of saying "he couldn't guard me" when Cattoor first arrived in Blacksburg.
- Combined with Justyn Mutts, who is as good of a defender as Young has ever coached, the Hokies have two elite leaders on the defensive side of the ball.



The 2022-23 season marks the 21st for Mike Young as a head coach.

SPECIALTY STAT TRACKER

Opponent	Off TOs	Paint	2nd Chance	FB	Bench
Delaware State	18	28	16	8	19
Lehigh	16	40	4	2	17
William & Mary	14	24	14	6	21
Old Dominion	6	28	8	2	19
Penn State	8	40	11	2	10
at College of Charleston	15	44	9	7	5
Charleston Southern	14	40	8	8	11
Minnesota	13	40	13	2	15
North Carolina	10	42	8	10	12
Dayton	10	36	7	2	14
Oklahoma State	19	24	10	7	12
Grambling State	23	24	9	3	15
at Boston College	6	42	7	6	1
at Wake Forest	7	34	15	4	18
Clemson	11	18	9	4	8
NC State	15	36	11	8	15
at Syracuse	15	46	8	12	12
at Virginia	8	22	6	5	12
at Clemson	18	24	2	7	16
Duke	8	30	7	7	10
Syracuse	24	34	9	6	12
at Miami	17	38	2	4	14
Virginia	10	40	2	7	6
Boston College	14	32	10	6	7
at Notre Dame	7	42	8	0	9
at Georgia Tech	13	44	14	5	7
Pitt	17	30	9	2	16
Miami	13	34	9	4	11
at Duke	5	30	8	5	19
at Louisville	18	28	24	2	11
Florida State	19	24	4	8	12
Notre Dame					
Total +/-	+48	+94	-39	-49	-182
Season Highs	24	46	24	12	21

FAST BREAK

Tech has registered **two** wins over **top five** programs under head coach Mike Young – most recently an 81-73 win over No. 3 Villanova on Nov. 28, 2020.

SCHOOL RECORDS

INDIVIDUAL

Games Played (Season)	36, by 5 players
Games Started (Season)	36, by 5 players
Games Played (Career)	136, Malcolm Delaney (2007-11)
Games Started (Career)	126, Dell Curry (1982-86); Bobby Beecher (1982-86)
Consecutive Starts	123, Ace Custis (1993-97)
Minutes Played (Game)	55, by 3 players
Minutes Played (Season)	1,300, Malcolm Delaney (2010-11), 34 games
Minutes Played (Highest Season Average)	38.6, Jay Purcell (1991-92), 28 games
Minutes Played (Career)	4,688, Malcolm Delaney (2007-11)
Minutes Played (Highest Career Average)	35.1, Dale Solomon, 1978-82
Points (Overall Game)	52, Allan Bristow vs. George Washington (2-21-73)
Points (ACC Game)	37, Malcolm Delaney vs. Clemson (1-29-09)
Points (ACC Tournament Game)	32, Jalen Hudson vs. Wake Forest (3-10-15)
Points (NCAA Tournament)	29, Glen Combs vs. Indiana (3-17-67)
Points (NIT)	33, A.D. Vasallo vs. Duquesne (3-18-09)
Points (Season)	801, Erick Green (2012-13), 32 games
Points (ACC Season)	469, Erick Green (2012-13), 18 games
Points (Season Average)	26.6, Bimbo Coles (1988-89), 27 games
Points (Double-Figure Games, Season)	34, Dell Curry (1983-84), 35 games
Points (Career)	2,484, Bimbo Coles (1986-90)
Points (Career Average)	23.1, Allan Bristow (1970-73)
Points (Double-Figure Games, Career)	115, Dell Curry (1982-86)
Field Goals Made (Game)	22, Allan Bristow vs. George Washington (2-21-73)
3-Pointers Made (Game)	9, Hunter Cattoor at Florida State (1-29-22); Justin Robinson vs. Syracuse (1-26-19)
Field Goals Made (Season)	305, Dell Curry (1985-86), 30 games
3-Pointers Made (Season)	106, Wally Lancaster (1987-88), 29 games
Field Goals Made (Career)	1,021, Dell Curry (1982-86)
3-Pointers Made (Career)	267, A.D. Vasallo (2005-09)
Free Throws Made (Game)	20, by 3 players
Free Throws Made (Season)	230, Malcolm Delaney (2009-10), 33 games
Free Throws Made (Career)	721, Malcolm Delaney (2007-11)
Rebounds (Game)	36, Chris Smith vs. Washington & Lee (1-9-59)
Rebounds (Season)	495, Chris Smith (1959-60), 26 games
Rebounds (Career)	1,508, Chris Smith (1957-61)
Assists (Game)	12, by 3 players
Assists (Season)	192, Dave Sensibaugh (1975-76), 28 games
Assists (Career)	547, Bimbo Coles (1986-90)
Steals (Game)	8, by 3 players
Steals (Season)	94, Jamon Gordon (2006-07), 34 games
Steals (Career)	295, Dell Curry (1982-86)
Blocks (Game)	9, Roy Brow vs. James Madison (12-6-86); vs. Baptist College (12-12-87)
Blocks (Season)	100, Roy Brow (1987-88), 28 games
Blocks (Career)	251, Roy Brow (1984-88)
TEAM	
Points (Game)	141, vs. Southern Miss (2-6-88)
Points (Season)	2,646, 1987-88, 29 games
Field Goals Made (Game)	52, vs. VMI (2-20-59)
Field Goals Made (Season)	1,058, 1983-84, 35 games
FG Percentage (Game)	.722 (39-54), vs. Syracuse (1-28-76)
FG Percentage (Season)	.517 (1,030-1,993), 1981-82
3-Pointers Made (Game)	21, vs. Delaware State (11-20-19)
3-Pointers Made (Season)	327, 2018-19, 35 games
3FG Percentage (Game)	.720 (18-25), at Florida State (1-29-22)
3FG Percentage (Season)	.403 (290-720), 2016-17
Rebounds (Game)	83, vs. VMI (2-19-61)
Assists (Game)	36, vs. The Citadel (11-12-17)
Steals (Game)	21, at Clemson (2-8-06)
Blocks (Game)	15 (2x), last vs. VMI (12-9-09)

2022-23 HONORS WATCH



Justyn Mutts

- ACC Preseason Voting*
- Second-Team All-ACC

Naismith Memorial Basketball Hall of Fame

- Karl Malone Award Watch List

Shriners Children's Charleston Classic

- All-Tournament Team

ACC Player of the Week

- Dec. 5 (21.5 ppg, 10.0 rpg, 65.5 FG%)

Sean Pedulla

Basketball Hall of Fame Invitational

- MVP vs. Oklahoma State (16p, 5r, 4a)

Grant Basile

ACC Player of the Week

- Jan. 30 (24.5 ppg, 8.0 rpg, 55.3 FG%)



GLUE GUY

- Jon Rothstein voted Justyn Mutts as one of his top-10 "glue guys" heading into the 2022-23 season.



WINNINGEST STRETCH IN PROGRAM HISTORY

- Tech has racked up 143 wins over the last seven seasons, which is tied for the winningest stretch in program history.



- Between 1979 and 1986, VT also recorded 143 wins.
- The Hokies will need 23 wins or more in 2022-23 to break the best eight-season stretch in program history.

Season	Head Coach	Record
2015-16	Buzz Williams	20-15
2016-17	Buzz Williams	22-11
2017-18	Buzz Williams	21-12
2018-19	Buzz Williams	26-9
2019-20	Mike Young	16-16
2020-21	Mike Young	15-7
2021-22	Mike Young	23-12
2022-23	Mike Young	18-13

- Five of those seven seasons have resulted in an NCAA tournament appearance.

LEADING AT THE BREAK

- Over the last three seasons, Tech is 49-9 when leading at halftime.
- The Hokies are 61-14 in the Mike Young era when up at half.

NATIONAL POLLS

ASSOCIATED PRESS POLL

Updated: February 27

Rank	School	Record	Points
1	Houston (49)	27-2	1531
2	Alabama (5)	25-4	1456
3	Kansas (8)	24-5	1445
4	UCLA	25-4	1391
5	Purdue	24-5	1200
6	Marquette	23-6	1173
7	Baylor	21-8	1099
8	Arizona	24-5	1091
9	Texas	22-7	1077
10	Gonzaga	25-5	1026
11	Kansas State	22-7	1002
12	Tennessee	21-8	736
13	Virginia	21-6	718
14	UConn	22-7	714
15	Indiana	20-9	697
16	Miami	23-6	668
17	Saint Mary's	25-6	592
18	San Diego State	23-5	552
19	Xavier	21-8	505
20	Providence	21-8	299
21	Maryland	20-9	184
22	TCU	19-10	173
23	Kentucky	20-9	162
24	Texas A&M	21-8	161
25	Pittsburgh	21-8	140

Receiving Votes: Creighton 87, Duke 78, Oral Roberts 40, Northwestern 39, Florida Atlantic 25, Iowa State 20, Nevada 17, Missouri 16, Arkansas 7, Charleston 6, NC State 6, Clemson 5, Memphis 4, Boise State 3, USC 3, VCU 1, West Virginia 1

Dropped from Rankings: Creighton 19, Northwestern 21, Iowa State 23

USA TODAY COACHES' POLL

Updated: February 27

Rank	School	Record	Points
1	Houston (27)	27-2	794
2	Alabama (2)	25-4	752
3	Kansas (3)	24-5	729
4	UCLA	25-4	728
5	Purdue	24-5	630
6	Marquette	23-6	626
7	Texas	22-7	558
8	Baylor	21-8	527
9	Arizona	24-5	518
10	Gonzaga	25-5	515
11	Kansas State	22-7	469
12	Virginia	21-6	389
13	Indiana	20-9	362
14	Tennessee	21-8	353
15	Miami	23-6	349
16	Saint Mary's	25-6	339
17	Xavier	21-8	274
18	UConn	22-7	254
19	San Diego State	23-5	251
20	Providence	21-8	239
21	Texas A&M	21-8	113
22	TCU	19-10	109
23	Creighton	18-11	95
24	Maryland	20-9	82
25	Pittsburgh	21-8	64

Receiving Votes: Northwestern 52, Kentucky 49, NC State 48, Iowa State 42, Duke 29, Florida Atlantic 26, Oral Roberts 11, USC 9, Nevada 5, Toledo 3, Clemson 3, Kent State 2, Boise State 2

Dropped from Rankings: Iowa State 21, Northwestern 22, NC State 24

TRACKING TECH

	AP	Coaches
Preseason	RV	RV
11/14	RV	RV
11/21	RV	RV
11/28	RV	-
12/5	RV	RV
12/12	24	T23
12/19	21	20
12/26	RV	RV
1/2	RV	RV
1/9	-	-
1/16	-	-
1/23	-	-
1/30	-	-
2/6	-	-
2/13	-	-
2/20	-	-
2/27	-	-
3/6	-	-
3/13	-	-
Final	-	-

Ratings Tracker (through March 4)

ESPN.com BPI	63
KenPom.com	75
Massey	63
NCAA NET Rankings	72
Sagarin	62

Virginia Tech's "Best" NET Wins:

Duke	23
Virginia	30
North Carolina	44
Oklahoma State	46
Pitt	55
Penn State	56



NOTEWORTHY

WHERE ARE THEY NOW?

- The Hokies lost 54.5% of their scoring from a year ago.
- Below is a rundown of where the letterwinners lost are now.

Name	Points	Current Team
Keve Aluma	567	Niigata (Japan)
Nahiem Alleyne	346	UConn
Storm Murphy	288	Medipolis SC Jena (Germany)
David N'Guessan	132	Kansas State
John Ojiako	47	George Mason
Jalen Haynes	7	ETSU
Ben Varga	3	No longer playing basketball

MUTTS DISHING IT OUT WITH THE BEST OF THEM

- Justyn Mutts was among the nation's leaders in assists from the forward position last season.
- He tied for fourth in the country with 124 assists. Ironically, the person he tied was the No. 1 pick in the 2022 NBA Draft.

Name	Assists	Team
Tosan Evbuomwan	142	Princeton
Kyle Rode	140	Liberty
Jalen Slawson	125	Furman
Justyn Mutts	124	Virginia Tech
Paolo Banchemo	124	Duke

50TH ANNIVERSARY OF '73 NIT CHAMPIONSHIP TEAM

- The 2022-23 season marks the 50th anniversary of the 1973 NIT championship team.
- It was the first postseason championship in program history.
- The Hokies captured the tournament by winning four games by a combined five points at Madison Square Garden in New York City.

Opponent	Score	Date
New Mexico	W, 65-63	3/18/73
Fairfield	W, 77-76	3/22/73
Alabama	W, 74-73	3/24/73
Notre Dame	W, 92-91 (OT)	3/25/73

- Bobby Stevens drained the game-winning basket as time expired to lift the Hokies over Notre Dame in the final.

DANCIN' IN BACK-TO-BACK SEASONS

- In previous seasons in Virginia Tech history, the fastest head coach to make the NCAA Tournament was in Year Three. Those Hokies were Howie Shannon, Charlie Moir and Buzz Williams.
- Therefore, with Mike Young doing so in Year Two, he became the fastest Tech coach to make The Dance.
- The Hokies have also never had a head coach lead them to the NCAA Tournament in two of their first three seasons.
- Mike Young becomes just the third head coach in program history to register multiple trips to the NCAA Tournament, joining Charlie Moir and Buzz Williams.
- Here's a rundown of the head coaches who have guided Tech to the NCAA Tournament.

Head Coach	NCAAT Years	# of App.
Charlie Moir	1979, 1980, 1985, 1986	4
Buzz Williams	2017, 2018, 2019	3
Mike Young	2021, 2022	2
Don DeVoe	1976	1
Bill Foster	1996	1
Seth Greenberg	2007	1
Howie Shannon	1967	1

HOKIE CENSUS

- Tech has 15 players on the squad who represent nine states and Washington, D.C.
- Maryland and North Carolina lead the way

with three players apiece, followed by Florida (two).

50 SPOT

- Tech shot over 50% in a game five times during the 2020-21 season - going 5-0.
- Since Young got to Blacksburg, the Hokies are 34-4 in contests shooting 50 percent or greater - only losses: vs. BYU (11/27/19), vs. Miami (1/26/22), at College of Charleston (11/20/22), at Miami (1/31/23).
- Since the 2010-11 season, Tech is 105-15 when shooting 50 percent or better.

RANKED WINS BECOMIN' COMMON

- Tech had four ranked wins in 2020-21, tying the most-ever in school history (set 2017-18).
- The Hokies notched their first two of the 2021-22 season in Brooklyn against No. 25 North Carolina in the ACC semifinals and No. 7 Duke in the championship game.
- Tech's 80-72 win over No. 18 North Carolina on Dec. 4 was the Hokies' first ranked win of the 2022-23 season.

ONE BIG FAMILY

- The camaraderie between the VT men's and women's basketball teams as described by Hunter Cattoor:
- "I'd say it's like a whole big family there. We play and practice in the same facility, so we see them every day, whether that's working out on our own time or during lift and practice. We see them all around. We're saying hey to them. I know Coach Brooks is doing a great job over there with that team. But I look at them as family. ... I think it's great for both programs to be together and support each other and want each other to do well."



CASSELL COLISEUM - RENDERING OF PROPOSED \$75 MILLION-PLUS RENOVATION OF VIRGINIA TECH'S HOME VENUE

REACH FOR EXCELLENCE


- Virginia Tech announced on April 20, 2021 a \$400 million fundraising campaign to propel Hokie sports to the forefront of the Atlantic Coast Conference, prepare generations of student-athletes for success in life, and raise the university's profile nationwide.
- The campaign will leverage the momentum of recent successes on the field and in fundraising, such as adding about 10,000 more Hokie Club members in the past five years and opening the Student-Athlete Performance Center, thanks to a record gift. Still, leaders acknowledged that the athletics enterprise needs an infusion of revenue in order to compete at the top of the ACC.
- The budget increase will support athletics in three primary areas: facilities, coaching, and the student-athlete experience.



- The Reach for Excellence campaign has five main pillars, which are:
 - A football enhancement fund to build a program that consistently competes at the top of the ACC, by allotting \$30 million over time for recruiting, assistant coaches' salaries, quality-control coaches, player development, and capital needs.
 - Renovations to improve Cassell Coliseum, with at least \$50 million to be raised privately.
 - The Drive for 25 initiative to increase Hokie Club membership to 25,000 and raise \$20 million annually for student-

athlete scholarships.

- Striving for comprehensive excellence for all sports by providing operating expenses, facility improvements, nutritional and strength and conditioning programs, and more.
- Increasing the number of student-athlete scholarship endowments to expand capacity to support students and broaden reach in recruiting.
- When it's filled with nearly 10,000 fans cheering the Hokies to victory in the last seconds of a basketball game, Cassell Coliseum is an amazing sight. But when it's empty, the home of Virginia Tech basketball, volleyball, and wrestling shows its age. Built in the early 1960s, the Coliseum is due for an extensive renovation.
- Plans call for a completely redesigned experience, including:
 - A new glass entrance along Washington Street
 - Extended concourse areas along both sides to allow fans easier access to different sections of the coliseum
 - The addition of high-end premium seating areas, including club seating and luxury suites on both sides
- This much-needed \$75 million-plus project, helped by at least \$50 million in private support, would create one of the best home venues in the ACC.



“HOKIE TRACKS”

COMMENTS THAT LEFT AN IMPRESSION

“I think we have always had that standard. I think coming into the year, we wanted to be the best team that we could possibly be and achieve the most that we could achieve. I think throughout the year, we hit ups and downs, but at the end of the day, we never wavered from what our goal was. So, once we won the ACC championship, obviously, it may have been a big shock for everyone else, but for us, it wasn't a shock of that we couldn't have won it. I felt like since Day 1 we felt like we could have won it. I think the standard is trying to win each day, and whatever happens past that happens.”

- Hunter Cattoor on last year's success raising the standard

“I think we've got a really good culture. We've got good guys on the team that when things start going south, I can look to my left and my right and see guys that I trust, guys I believe in. If it's a big shot, I've got guys that I trust with those big shots”

- Justyn Mutts on the Hokies' composure when the game gets tight

“That guy came back for a reason. He didn't come back to sit on his laurels and piddle-paddle around. He came back to win.”

- Mike Young on Justyn Mutts

2022-23 RANKING SUMMARY

Statistic	National Rank	Conference Rank	Value	National Leader	Value	Conference Leader	Value
Assist/Turnover Ratio (352 ranked)	7	2	1.59	Virginia	1.87	Virginia	1.87
Assists Per Game (352 ranked)	28	2	15.8	Xavier	19.9	Virginia	16.1
Bench Points per game (352 ranked)	330	13	12.45	Fla. Atlantic	36.74	Boston College Duke	19.35 19.35
Blocks Per Game (352 ranked)	160	11	3.2	Utah Valley	6.7	Syracuse	5.0
Effective FG pct (352 ranked)	46	4	0.541	Gonzaga	0.590	Miami (FL)	0.549
Fastbreak Points (352 ranked)	330	13	5.19	TCU	18.81	NC State	15.58
Field Goal Percentage (352 ranked)	51	3	46.9	Gonzaga	52.9	Miami (FL)	48.5
Field Goal Percentage Defense (352 ranked)	197	8	44.0	Tennessee	36.4	Clemson	40.6
Fouls Per Game (352 ranked)	72	6	15.6	Colgate	12.6	Syracuse	13.3
Free Throw Attempts Per Game (352 ranked)	323	13	15.1	Texas A&M	25.4	North Carolina	22.9
Free Throw Percentage (352 ranked)	109	10	73.5	Villanova	82.3	Clemson	79.3
Free Throws Made Per Game (352 ranked)	302	13	11.1	Texas A&M	19.4	North Carolina	17.0
Rebound Margin (352 ranked)	202	8	0.2	Purdue	11.5	Duke	8.2
Rebounds (Defensive) Per Game (352 ranked)	162	7	25.06	Alabama	31.68	North Carolina	28.65
Rebounds (Offensive) Per Game (352 ranked)	268	10	8.77	UAB	13.81	Duke	12.61
Rebounds Per Game (352 ranked)	242	10	33.84	Alabama	44.26	North Carolina	39.90
Scoring Defense (352 ranked)	143	4	69.1	North Texas	55.4	Virginia	60.5
Scoring Margin (352 ranked)	105	7	5.3	Houston	20.1	NC State	8.1
Scoring Offense (352 ranked)	113	7	74.4	Gonzaga	88.0	Miami (FL)	79.6
Steals Per Game (352 ranked)	292	11	5.4	UMES	11.0	NC State	8.1
Three Point Attempts Per Game (352 ranked)	110	6	23.1	Chattanooga	30.5	Pittsburgh	26.2
Three Point Percentage (352 ranked)	73	4	36.1	Colgate	40.9	Miami (FL)	37.2
Three Point Percentage Defense (352 ranked)	162	8	33.5	Tennessee	25.5	Georgia Tech	29.9
Three Pointers Per Game (352 ranked)	72	5	8.4	Chattanooga	11.5	Wake Forest	9.5
Turnover Margin (352 ranked)	99	3	1.2	Missouri	5.8	NC State	3.9
Turnovers Forced Per Game (352 ranked)	296	10	11.13	Morgan St.	18.93	NC State	13.42
Turnovers Per Game (352 ranked)	13	4	9.9	Virginia	8.6	Virginia	8.6
Winning Percentage (352 ranked)	130	8	58.1	Houston	93.3	Miami (FL)	80.0

GAMES STARTED

	Streak	22-23	Career	ACC
Hunter Cattoor	14	27	68	39
Rodney Rice	-	-	-	-
MJ Collins	11	13	13	13
Sean Pedulla	31	31	31	20
Darren Buchanan Jr.	-	-	-	-
Patrick Wessler	-	-	-	-
Camden Johnson	-	-	-	-
John Camden	-	-	-	-
Darius Maddox	-	19	19	8
Owyn Dawyot	-	-	-	-
Lynn Kidd	-	5	5	3
Grant Basile	27	30	86	20
Justyn Mutts	30	30	137	53
Michael Ward	-	-	-	-
Mylyjael Poteat	-	-	3	-



NON-CONFERENCE BREAKDOWN

Team	NET	Result
Delaware State	352	W, 95-57
Lehigh	317	W, 78-52
William & Mary	279	W, 94-77
Old Dominion	130	W, 75-71
Penn State	41	W, 61-59
College of Charleston	53	L, 75-77
Charleston Southern	298	W, 69-64
Minnesota	240	W, 67-57
Dayton	112	W, 77-49
Oklahoma State	46	W, 70-65
Grambling State	128	W, 74-48

Tech returned to the site of its 2022 ACC tournament championship on Dec. 11 vs. Oklahoma State.



Hunter Cattoor is fifth all-time at VT in career 3-pointers made with 244.



SEASON BREAKDOWN

TECH'S RECORD WHEN...

	2022-23
Overall	18-13
ACC	8-12
At home	13-4
On the road	2-9
At neutral sites	3-0
After a win	11-6
After a loss	6-7
In overtime	0-1
vs. ranked opponents	2-4
Winning the opening tip	9-2
Losing the opening tip	9-11
Decided by 1-4 points or OT	3-6
Decided by 5-10 points	7-6
Decided by 11-20 points	3-1
Decided by 21+ points	5-0
Leading at half	18-3
Tied at half	0-1
Trailing at half	0-9
VT shoots 50% or better	11-2
VT shoots 40-49.9%	5-9
VT shoots less than 40%	2-2
VT out-shoots opponent	15-4
Opp. out-shoots VT	3-9
Opp. shoots 40% or better	13-11
Opp. shoots less than 40%	5-2
VT out-rebounds opponent	9-3
Opp. out-rebounds VT	6-9
Rebounds are tied	3-1
VT has more FT attempts	12-2
Opp. has more FT attempts	5-11
VT makes more 3-pointers	12-5
Opp. makes more 3-pointers	4-6
VT wins turnover battle	12-6
Opp. wins turnover battle	4-5
Turnovers are tied	2-2
VT scores 100+	0-0
VT scores 90-99 points	3-0
VT scores 80-89 points	3-1
VT scores 70-79 points	9-6
VT scores 60-69 points	3-5
VT scores 50-59 points	0-1
VT scores < 50 points	0-0
Opp. scores > 99 points	0-0
Opp. scores 90-99 points	0-1
Opp. scores 80-89 points	1-3
Opp. scores 70-79 points	6-7
Opp. scores 60-69 points	4-1
Opp. scores 50-59 points	5-1
Opp. scores < 50 points	2-0
Playing on Monday	3-0
Playing on Tuesday	1-2
Playing on Wednesday	1-6
Playing on Thursday	2-0
Playing on Friday	2-0
Playing on Saturday	6-4
Playing on Sunday	3-1
In November	7-1
In December	4-2
In January	2-6
In February	4-4
In March	1-0
Playing during the day	8-1
Playing at night	10-12
Wearing White	11-4
Wearing Maroon	1-4
Wearing Orange	4-3
Wearing Black	2-2

STARTING LINEUPS

W/L

1-0	Sean Pedulla, Hunter Cattoor, Darius Maddox, Grant Basile, Lynn Kidd
9-4	Sean Pedulla, Hunter Cattoor, Darius Maddox, Justyn Mutts, Grant Basile
1-0	Sean Pedulla, Hunter Cattoor, Darius Maddox, Justyn Mutts, Lynn Kidd
0-2	Sean Pedulla, Darius Maddox, Justyn Mutts, Grant Basile, Lynn Kidd
0-2	Sean Pedulla, MJ Collins, Darius Maddox, Justyn Mutts, Lynn Kidd
1-0	Sean Pedulla, Hunter Cattoor, Justyn Mutts, Grant Basile, Lynn Kidd
6-5	Sean Pedulla, Hunter Cattoor, MJ Collins, Justyn Mutts, Grant Basile

Margin of Victory/Defeat

	1	2	3	4	5	6	7	8	9	10	11-19	20+
Wins	-	1	1	1	2	2	1	1	-	1	3	5
Losses	1	2	1	1	1	2	1	-	1	2	1	-

Most First Half Points

Virginia Tech	57 vs. William & Mary (11/13/22)
Opponents	45 by Miami (1/31/23)

Most Second Half Points

Virginia Tech	50 at Notre Dame (2/11/23)
Opponents	47 (2x) last by Notre Dame (2/11/23)

Fewest First Half Points

Virginia Tech	22 vs. NC State (1/7/23)
Opponents	21 by Dayton (12/7/22)

Fewest Second Half Points

Virginia Tech	19 at Clemson (1/21/23)
Opponents	23 by Grambling State (12/17/22)

Largest Halftime Lead

Virginia Tech	25 vs. Delaware State (11/7/22)
Opponents	14 by NC State (1/7/23)

Largest Margin of Victory

Virginia Tech	38 vs. Delaware State (11/7/22)
Opponents	16 by Duke (2/25/23)

MISCELLANEOUS

How 1st Points Were Scored

Layup	11
3FG	9
Jumper	6
Dunk	2
Free Throw	3
Tip-in	-

Rebounds Leader

Grant Basile	8
Hunter Cattoor	1
MJ Collins	1
Lynn Kidd	5
Darius Maddox	1
Justyn Mutts	20
Sean Pedulla	5
Mylyjael Poteat	4

Blocks Leader

Grant Basile	17
John Camden	1
Hunter Cattoor	2
Lynn Kidd	5
Darius Maddox	2
Justyn Mutts	8
Sean Pedulla	4
Mylyjael Poteat	2
Rodney Rice	1

15+ Rebounds

-	-
---	---

20+ Rebounds

-	-
---	---

5+ Assists

Grant Basile	1
Hunter Cattoor	2
Justyn Mutts	15
Sean Pedulla	10

Scored VT's 1st Points

Grant Basile	10
Hunter Cattoor	3
MJ Collins	2
Lynn Kidd	2
Darius Maddox	1
Justyn Mutts	9
Sean Pedulla	4

Assists Leader

Grant Basile	5
Hunter Cattoor	2
MJ Collins	1
Darius Maddox	1
Justyn Mutts	18
Sean Pedulla	11

10+ Points

Grant Basile	26
Hunter Cattoor	15
MJ Collins	3
Lynn Kidd	4
Darius Maddox	10
Justyn Mutts	23
Sean Pedulla	29
Mylyjael Poteat	1
Rodney Rice	2

10+ Assists

-	-
---	---

5+ Steals

Justyn Mutts	1
Sean Pedulla	1

5+ Blocks

-	-
---	---

First Off VT Bench

Grant Basile	1
John Camden	3
MJ Collins	13
Lynn Kidd	18
Mylyjael Poteat	7
Rodney Rice	3

Steals Leader

Grant Basile	5
Hunter Cattoor	6
MJ Collins	2
Lynn Kidd	3
Darius Maddox	3
Justyn Mutts	15
Sean Pedulla	13
Mylyjael Poteat	2
Rodney Rice	2

20+ Points

Grant Basile	9
Hunter Cattoor	3
Justyn Mutts	2
Sean Pedulla	6

Double-Doubles

Grant Basile	3
Justyn Mutts	8

Points Leader

Grant Basile	14
Hunter Cattoor	3
Darius Maddox	1
Justyn Mutts	4
Sean Pedulla	14

30+ Points

Grant Basile	3
--------------	---

10+ Rebounds

Grant Basile	3
Lynn Kidd	1
Justyn Mutts	8

Triple-Doubles

-	-
---	---


THE LAST TIME

LAST TIME VIRGINIA TECH...

Scored 100+ points and won	100-64, vs. Delaware State, 11/20/19
Scored 100+ points and lost	100-104 (2OT), vs. Maryland, 2/27/10
Played in OT	65-70 (OT), at Boston College, 12/21/22
Played in consecutive OTs	82-77 (OT), vs. UAB, 11/28/15; 79-81 (OT), vs. Northwestern, 12/1/15
Played in 2OT	79-77 (2OT), vs. North Carolina, 1/22/20
Played in 3OT	95-102 (3OT), vs. Miami (Fla.), 2/19/20
Scored 100+ points	100-64, vs. Delaware State, 11/20/19
Scored 90-99 points	93-87, at Notre Dame, 2/11/23
Scored 80-89 points	82-60, vs. Florida State, 3/4/23
Scored 70-79 points	71-54, at Louisville, 2/28/23
Scored 60-69 points	65-81, at Duke, 2/25/23
Scored 50-59 points	50-51, at #19 Clemson, 1/21/23
Scored 40-49 points	47-24, at #23 NC State, 2/2/19
Scored 30-39 points	39-65, at #19 Virginia, 1/4/20
Scored 20-29 points	27-40, at McGuire Hospital, 2/2/46
Scored 10-19 points	16-45, at Virginia, 1/30/39
Scored less than 10 points	9-29, vs. North Carolina, 1/12/35
Allowed 100+ points	95-102 (3OT), vs. Miami (Fla.), 1/19/20
Allowed 90-99 points	83-92, at Miami, 1/31/23
Allowed 80-89 points	65-81, at Duke, 2/25/23
Allowed 70-79 points	70-76, vs. #13 Miami, 2/21/23
Allowed 60-69 points	82-60, vs. Florida State, 3/4/23
Allowed 50-59 points	71-54, at Louisville, 2/28/23
Allowed 40-49 points	74-48, vs. Grambling State, 12/17/22
Allowed 30-39 points	65-39, vs. Radford, 11/15/21
Allowed 20-29 points	47-24, at #23 NC State, 2/2/19
Allowed 10-19 points	60-19, vs. Lynchburg, 1/9/46
Allowed less than 10 points	28-9, vs. Hampden-Sydney, 1/17/1923
Scored at least 60 points in a half	66, 2nd Half, vs. The Citadel, 11/12/17
Largest margin of victory	83 points, vs. Randolph-Macon (87-4), 1/10/1911
Largest margin of victory in ACC	38 points, vs. Wake Forest (84-46), 2/27/21
Defeated a ranked opponent on the road	47-24, at #23 NC State, 2/2/19
Defeated a ranked opponent at home	74-68, vs. #6 Virginia, 2/4/23
Defeated a ranked opponent on a neutral court	82-67, vs. #7 Duke, 3/12/22
Defeated a defending national champion	65-51, vs. #8 Virginia, 1/30/21
Held opponent without a double-figure scorer	65-39, vs. Radford, 11/15/21
Failed to have a double-figure scorer	41-57, vs. Temple, 2/25/96
Had 5 or more players score in double figures	5, vs. Florida State, 3/4/23
Had 6 or more players score in double figures	vs. Cornell, 12/8/21
Had 7 or more players score in double figures	vs. Cornell, 12/8/21
Did not make a 3FG	at Providence, 2/1/03
Opponent did not make a 3FG	vs. Virginia, 2/14/22
Did not shoot a FT in the first half	at Georgia Tech, 2/15/23
Did not shoot a FT in the second half	at #10 Virginia, 1/18/23
Opponent did not shoot a FT	vs. Merrimack, 11/21/21
Opponent did not make a FT	vs. Florida State, 3/4/23
Held an opponent under 10 points in a half	9 points, vs. Eastern Michigan (1H), 12/22/11
Held an opponent under 20 points in a half	17 points, vs. Pitt (1H), 2/7/22
Had double-figure blocked shots	10, 84-46, vs. Wake Forest, 2/27/21
Came back from a double-figure deficit to win	10 points, vs. Grambling State, 12/17/22
Lost a double-digit lead	11 points, at Boston College, 1/22/22
Led by 20 or more points at halftime	21 points, vs. Dayton, 12/7/22
Had 20-29 assists in a game	21, vs. Florida State, 3/4/23
Had 30 or more assists	36, vs. The Citadel, 11/12/17
Held a team under 20 percent from the floor	16.7%, at No. 23/22 NC State, 2/2/19
Held a team under three made FGs in a half	2 FG, vs. Notre Dame, 1/10/21
Won an ACC Tournament Championship	82-67, vs. #7 Duke, 3/12/22
Won an NCAA Tournament game	67-58, vs. Liberty, 3/24/19

WHAT'S A HOKIE?

The answer leads all the way back to 1896 when Virginia Agricultural and Mechanical College changed its name to Virginia Polytechnic Institute. With the change came the necessity for writing a new cheer and a contest for such a purpose was held by the student body.



Senior O.M. Stull won first prize for his "Hokie" yell which is still used today. Later, when asked if "Hokie" had any special meaning, Stull explained the word was solely the product of his imagination and was used only as an attention-getter for his yell. It soon became a nickname for all Tech teams and for those people loyal to Tech athletics.

The official university school colors - Chicago Maroon and Burnt Orange - also were introduced in 1896. The colors were chosen by a committee because they made a 'unique combination' not worn elsewhere at the time. The official definition of "Hokie" is "a loyal Virginia Tech Fan."



OUR NAME

When referring to our name, we ask that you use Virginia Tech, Hokies or Tech - and not 'Vah Tech.' Thank you!

THE LAST TIME

LAST TIME A VIRGINIA TECH PLAYER...

Recorded a double-double	Justyn Mutts (13 pts./12 rebs.), at Louisville, 2/28/23
Recorded a triple-double	Justyn Mutts (12 pts./14 rebs./11 ast.), vs. Syracuse, 2/12/22
Two Tech players recorded double-doubles in same game	Keve Aluma (14 pts./12 rebs.) & Justyn Mutts (14 pts./11 rebs.), at Notre Dame, 1/27/21
Two Tech players recorded double-doubles in consecutive games	vs. North Carolina (ACC Tournament), 3/13/09; vs. Duquesne (NIT), 3/18/09
Had five or more steals	Sean Pedulla (5), at Georgia Tech, 2/15/23
Had 10 or more assists in a game	Justyn Mutts (11), vs. Syracuse, 2/12/22
Had 20 or more rebounds in a game	Jeff Allen (21), vs. Longwood, 12/14/08
Two Tech players with double-figure rebounds	Grant Basile (10) and Lynn Kidd (10), vs. Delaware State, 11/7/22
Two Tech players had five or more assists	Justyn Mutts (9) & Sean Pedulla (5), at Notre Dame, 2/11/23
Three Tech players had five or more assists	Justyn Mutts (8), Hunter Cattoor (8) & Grant Basile (5), vs. Syracuse, 1/28/23
Four Tech players had five or more assists	Kerry Blackshear Jr. (8), Devin Wilson (7), Justin Robinson (7) & Chris Clarke (5), vs. The Citadel, 11/12/17
Three Tech players made five or more 3FG	Nahiem Alleyne (5), Jalen Cone (5) & Isaiah Wilkins (5), vs. Delaware State, 11/20/19
Eight or more Tech players made a 3FG	8 players, at Pitt, 2/5/22
Two Tech players scored 20 or more points	Hunter Cattoor (20) & Sean Pedulla (20), at Miami, 1/31/23
Three Tech players scored 20 or more points	Nickeil Alexander-Walker (25), Ahmed Hill (23) & Justin Robinson (23), vs. #23 Purdue, 11/18/18
Two Tech players scored 20 or more points in consecutive games	Nickeil Alexander-Walker & Kerry Blackshear Jr., 11/10/17 & 11/12/17
Tech player scored 30 or more points in consecutive games	Grant Basile, 2/8/23 & 2/11/23
Tech freshman scored 20 or more points in a game	Sean Pedulla (20), at Florida State, 1/29/22
Three Tech freshmen scored in double figures in a game	Hunter Cattoor (14), Jalen Cone (11) & Lander Nolley II (10), vs. North Carolina, 3/10/20
Four Tech freshmen scored in double figures in a game	Lander Nolley II (21), Tyrece Radford (21), Jalen Cone (15) & Nahiem Alleyne (10), at Wake Forest, 1/14/20
Tech player scored 30-39 points in a game	Grant Basile (33), at Notre Dame, 2/11/23
Tech player scored 40-49 points in a game	Dorenzo Hudson (41), vs. Seton Hall, 1/2/10
Tech player scored 50+ points in a game	Bimbo Coles (51), vs. Southern Miss, 2/6/88
Tech player had consecutive double-doubles	Justyn Mutts, 11/17/22, 11/18/22
Tech player had three consecutive double-doubles	Keve Aluma, 1/27/21, 1/30/21, 2/3/21
Tech freshman had consecutive double-doubles	Kerry Blackshear Jr., 12/13/15, 12/19/15
Tech allowed a triple-double	Dennis Smith Jr. (27 pts./11 rebs./11 ast.), at NC State, 1/4/17
Tech had a walk-on score double figures	Christian Beyer (13), vs. Alabama A&M, 12/14/14






THEME NIGHTS

11/7 vs.  ACC TITLE CELEBRATION <small>2-1-1</small>	11/10 vs.  MILITARY APPRECIATION	11/13 vs.  ACC TITLE CELEBRATION <small>2-1-1</small>	12/4 vs.  ORANGE OUT
12/7 vs.  THE FINALS COUNTDOWN <small>60'S NIGHT</small>	12/17 vs.  THE KIDS' TAKEOVER DAY	1/23 vs.  BLACK OUT	1/28 vs.  COACHES VS. CANCER
2/4 vs.  MAROON OUT	2/18 vs.  #LOVE GAME	2/21 vs.  THINK OF BEER W/ HOP W/ HOP OUT	3/4 vs.  SENIOR DAY



MIKE YOUNG

Head Coach | Fourth Season at Virginia Tech

2020-21 ACC Coach of the Year

CAREER RECORDS

Overall Record	371-293
Conference Games	210-162
Non-Conference Games	157-130
Conference Tournament	24-14
NCAA Tournament	1-7
Overtime Games	20-17
One-Point Games	12-15
vs. AP Top 25	9-29

VS. CURRENT ACC HEAD COACHES

Coach	All	VT	Wofford
Earl Grant	0-3	0-3	-
Brad Brownell	4-5	4-3	0-2
Jon Scheyer	1-1	1-1	-
Leonard Hamilton	2-1	2-1	-
Josh Pastner	3-4	2-3	1-1
Kenny Payne	1-0	1-0	-
Jim Larrañaga	4-6	3-5	1-1
Kevin Keatts	2-2	2-2	-
Hubert Davis	2-2	2-2	-
Mike Brey	5-2	5-1	0-1
Jeff Capel III	4-1	4-1	-
Jim Boeheim	3-3	3-3	-
Tony Bennett	3-5	3-4	0-1
Steve Forbes	8-5	2-2	6-3
Total	42-40	34-31	8-9

vs. Coach Young

Earl Grant	3-0 at BC
Brad Brownell	5-4 at Clemson
Jon Scheyer	1-1 at Duke
Leonard Hamilton	1-2 at Florida State
Josh Pastner	4-3 at Georgia Tech
Kenny Payne	0-1 at Louisville
Jim Larrañaga	0-1 at GMU; 6-3 at Miami
Kevin Keatts	2-2 at NC State
Hubert Davis	2-2 at UNC
Mike Brey	2-5 at Notre Dame
Jeff Capel III	1-4 at Pitt
Jim Boeheim	3-3 at Syracuse
Tony Bennett	5-3 at UVA
Steve Forbes	3-6 at ETSU; 2-2 at Wake

▶ COACH YOUNG: CAREER BREAKDOWN

Season	School	Overall	Conference	Finish	Postseason	Ranking	RPI/NET
2002-03	Wofford	14-15 .483	8-8 .500	T6th	-	-/-	219
2003-04	Wofford	9-20 .310	4-12 .250	T10th	-	-/-	273
2004-05	Wofford	14-14 .500	7-9 .438	8th	-	-/-	225
2005-06	Wofford	11-18 .379	6-9 .400	9th	-	-/-	287
2006-07	Wofford	10-20 .333	5-13 .278	T9th	-	-/-	295
2007-08	Wofford	16-16 .500	8-12 .400	8th	-	-/-	191
2008-09	Wofford	16-14 .533	12-8 .600	4th	-	-/-	177
2009-10	Wofford	26-9 .743	15-3 .833	1st	NCAA First Round	-/-	73
2010-11	Wofford	21-13 .618	14-4 .778	T1st	NCAA First Round	-/-	105
2011-12	Wofford	19-14 .576	12-6 .667	T2nd	CBI	-/-	178
2012-13	Wofford	13-19 .406	7-11 .389	T8th	-	-/-	253
2013-14	Wofford	20-13 .606	11-5 .688	T3rd	NCAA First Round	-/-	152
2014-15	Wofford	28-7 .800	16-2 .889	1st	NCAA First Round	RV/-	49
2015-16	Wofford	15-17 .469	11-7 .611	T3rd	-	-/-	202
2016-17	Wofford	16-17 .485	10-8 .556	T4th	-	-/-	189
2017-18	Wofford	21-13 .618	11-7 .611	T4th	CIT	-/-	141
2018-19	Wofford	30-5 .857	18-0 1.000	1st	NCAA Second Round	19/18	14
Totals	17 Seasons	299-244 .551	175-124 .585				
2019-20	Virginia Tech	16-16 .500	7-13 .350	T10th	-	-/-	92
2020-21	Virginia Tech	15-7 .682	9-4 .692	3rd	NCAA First Round	25/RV	51
2021-22	Virginia Tech	23-13 .639	11-9 .550	7th	NCAA First Round	RV/RV	27
2022-23	Virginia Tech	18-13 .581	8-12 .400	11th	-	-/-	72
Totals	4 Seasons	72-49 .595	35-38 .479				
Overall	21 Seasons	371-293 .559	210-162 .565				

▶ THE YOUNG FILE

Born	5/1/1963
Hometown	Radford, Virginia
Wife	Margaret
Children	Cooper, Davis
Education	Emory & Henry, 1986
Joined Tech Staff	4/7/2019
Years as College Head Coach	20
Years as College Coach	35

Coaching Career

1986-88	Assistant Coach, Emory & Henry
1988-89	Assistant Coach, Radford
1989-02	Assistant Coach, Wofford
2002-19	Head Coach, Wofford
2019-pr.	Head Coach, Virginia Tech

▶ ACCOMPLISHMENTS

Seven NCAA Tournaments

2022, 2021, 2019, 2015, 2014, 2011, 2010

One ACC Tournament Championship

2022

Five SoCon Tournament Championships

2019, 2015, 2014, 2011, 2010

Four SoCon Regular-Season Titles

2019, 2015, 2011, 2010

Two-time National Coach of the Year

2019 (Sporting News), 2010 (Hugh Durham)

Three AP All-America Selections

Fletcher Magee (2018-19), Karl Cochran (2014-15), Noah Dahlman (2009-10)

O HUNTER CATTOOR

SENIOR Guard | 6-3 | 200 | M.A. in Education, Liberal Arts and Human Sciences
 Orlando, Florida | Bishop Moore



SEASON/CAREER BESTS

POINTS
 Season 22 vs. William & Mary (11/13/22)
 Career 31 vs. Duke (3/12/22)

REBOUNDS
 Season 7 (2x), last at GT (2/15/23)
 Career 9 vs. Radford (11/15/21)

ASSISTS
 Season 8 vs. Syracuse (1/28/23)
 Career 8 vs. Syracuse (1/28/23)

BLOCKS
 Season 2 (2x), last vs. Pitt (2/18/23)
 Career 3 vs. Wake Forest (2/27/21)

STEALS
 Season 4 (2x), last vs. Miami (2/21/23)
 Career 4 (2x), last vs. Miami (2/21/23)

MINUTES
 Season 40 (3x), last vs. Miami (2/21/23)
 Career 40 (3x), last vs. Miami (2/21/23)

FIELD GOALS MADE
 Season 7 (2x), last at CofC (11/20/22)
 Career 11 vs. Duke (3/12/22)

FIELD GOALS ATTEMPTED
 Season 13 at CofC (11/20/22)
 Career 16 vs. Duke (3/12/22)

3-PT. FIELD GOALS MADE
 Season 6 (2x), last vs. Syracuse (1/28/23)
 Career 9 at Florida State (1/29/22)

3-PT. FIELD GOALS ATTEMPTED
 Season 10 (5x), last at Louisville (2/28/23)
 Career 11 at Florida State (1/29/22)

FREE THROWS MADE
 Season 7 vs. Oklahoma State (12/11/22)
 Career 7 vs. Oklahoma State (12/11/22)

FREE THROWS ATTEMPTED
 Season 8 vs. Oklahoma State (12/11/22)
 Career 8 (2x), last vs. Oklahoma St. (12/11/22)

- 2022 ACC Tournament MVP; 31 points vs. Duke in title game. *Last name pronounced: cuh-TOUR*
- MVP of Basketball Hall of Fame Shootout vs. St. Bonaventure.
- One of Tech's top threats from three.
- Had 12 games of hitting three or more 3FGs in back-to-back seasons (2020-22).
- Reached double-figure scoring 17 times as a junior.
- Erupted for nine 3-pointers (tied single-game program record) at Florida State, which was the turning point in the Hokies' 2021-22 season.
- Originally committed to Wofford, but signed with the Hokies after Virginia Tech's hiring of Mike Young.
- Four-year letterwinner at Bishop Moore High School.
- Scored 1,420 points in high school. Was a 3-star recruit (247 Sports).
- Also played quarterback on Bishop Moore's football team.
- Wants to coach basketball when playing career is over.

2022-23 GAME-BY-GAME STATS

Opponent	Date	GS	MIN	Total		3-Pointers		Free throws		Rebounds				PF	A	TO	BLK	STL	PTS	AVG	
				FG-FGA	PCT	3FG-3FGA	PCT	FT-FTA	PCT	OFF	DEF	TOT	AVG								
Delaware St.	11/07/2022	*	25:22	2-6	.333	1-4	.250	1-2	.500	1	2	3	3.0	0	2	0	2	0	6	6.0	
Lehigh	11/10/2022	*	29:19	2-4	.500	1-3	.333	1-2	.500	0	1	1	2.0	1	4	1	0	0	6	6.0	
William & Mary	11/13/2022	*	29:18	7-11	.636	6-10	.600	2-2	1.000	0	3	3	2.3	1	3	0	0	0	22	11.3	
vs Old Dominion	11/17/2022	*	30:09	3-7	.429	2-4	.500	2-2	1.000	0	3	3	2.5	3	0	0	0	0	10	11.0	
vs Penn St.	11/18/2022	*	38:04	1-6	.167	1-5	.200	0-0	.000	0	4	4	2.8	1	1	0	0	4	3	9.4	
at Col. of Charleston	11/20/2022	*	38:07	7-13	.538	3-7	.429	0-2	.000	0	5	5	3.2	1	1	2	0	2	17	10.7	
Charleston So.	11/25/2022	*	33:31	2-10	.200	2-6	.333	2-2	1.000	2	5	7	3.7	3	4	1	0	0	8	10.3	
Minnesota	11/28/2022	*	31:07	2-6	.333	2-4	.500	0-0	.000	0	6	6	4.0	1	1	2	0	0	6	9.8	
North Carolina	12/04/2022	*	29:12	5-7	.714	3-4	.750	0-1	.000	0	3	3	3.9	3	1	0	0	0	13	10.1	
Dayton	12/07/2022	*	32:36	3-8	.375	1-6	.167	0-0	.000	0	3	3	3.8	1	0	0	0	1	7	9.8	
vs Oklahoma St.	12/11/2022	*	35:05	1-5	.200	0-3	.000	7-8	.875	0	6	6	4.0	1	1	1	0	3	9	9.7	
Grambling	12/17/2022	*	25:16	4-8	.500	4-8	.500	1-2	.500	0	4	4	4.0	2	1	0	0	0	13	10.0	
at Boston College	12/21/2022	*	29:54	2-5	.400	1-3	.333	0-0	.000	0	5	5	4.1	3	1	2	0	1	5	9.6	
at Virginia	01/18/2023	*	34:04	4-8	.500	3-6	.500	0-0	.000	1	5	6	4.2	2	5	1	0	0	11	9.7	
at Clemson	01/21/2023	*	36:43	2-8	.250	2-7	.286	0-0	.000	0	4	4	4.2	0	3	2	0	1	6	9.5	
Duke	01/23/2023	*	40:00	5-10	.500	5-10	.500	0-1	.000	0	2	2	4.1	0	0	0	0	2	15	9.8	
Syracuse	01/28/2023	*	35:54	6-10	.600	6-10	.600	2-2	1.000	0	3	3	4.0	2	8	2	0	1	20	10.4	
at Miami (FL)	01/31/2023	*	39:03	6-10	.600	3-6	.500	5-5	1.000	1	3	4	4.0	0	4	2	0	1	20	10.9	
Virginia	02/04/2023	*	34:00	3-10	.300	3-7	.429	1-3	.333	0	4	4	4.0	2	2	1	0	0	10	10.9	
Boston College	02/08/2023	*	38:00	2-10	.200	2-9	.222	2-2	1.000	0	4	4	4.0	2	3	3	0	0	8	10.8	
at Notre Dame	02/11/2023	*	35:49	2-3	.667	2-3	.667	2-2	1.000	0	4	4	4.0	2	3	0	0	1	8	10.6	
at Georgia Tech	02/15/2023	*	40:00	3-7	.429	3-7	.429	2-2	1.000	0	7	7	4.1	3	3	0	0	1	11	10.6	
Pittsburgh	02/18/2023	*	32:09	4-7	.571	3-4	.750	1-3	.333	0	5	5	4.2	3	3	0	2	0	12	10.7	
Miami (FL)	02/21/2023	*	40:00	5-11	.455	5-10	.500	0-0	.000	2	4	6	4.3	4	4	0	0	4	15	10.9	
at Duke	02/25/2023	*	37:41	2-4	.500	0-2	.000	2-2	1.000	0	0	0	4.1	3	0	3	0	1	6	10.7	
at Louisville	02/28/2023	*	34:26	4-12	.333	3-10	.300	0-0	.000	0	1	1	4.0	4	0	0	2	1	11	10.7	
Florida St.	03/04/2023	*	33:30	4-9	.444	4-9	.444	2-2	1.000	0	2	2	3.9	2	4	1	0	1	14	10.8	
Totals			27	918:20	93-215	.433	71-167	.425	35-47	.745	7	98	105	3.9	48	66	24	4	26	292	10.8

Player Averages

Games Played	Minutes/game	Points/game	FG Pct	3FG Pct	FT Pct	Rebounds/game	Assists/game	Turnovers/game	Assist/Turnover ratio	Steals/game	Blocks/game
27	34.0	10.8	43.3	42.5	74.5	3.9	2.4	0.9	2.8	1.0	0.1

PRODUCTION TRACKER

	This Season	Career
Scored 10+ Points	15	53
Scored 20+ Points	3	6
Led Tech in Scoring	3	11
Made 3+ 3FGs	14	38
Led Tech in 3FGM	18	44
Shot over 40% from 3	16	63
Had a Double-Double	-	-
Had Multiple Assists	16	55
Had Multiple Steals	6	32



CAREER STATS

SEASON	TEAM	GP-GS	MIN/AVG	FG-FGA	FG%	3FG-3FGA	3FG%	FT-FTA	FT%	OFF	DEF	TOT	AVG	PF-FO	A	TO	BLK	STL	PTS	AVG
2019-20	VT	31-3	628/20.3	69-165	.418	51-127	.402	14-22	.636	4	73	77	2.5	44-0	35	16	4	31	203	6.5
2020-21	VT	22-2	492/22.3	57-125	.456	39-90	.433	34-43	.791	2	39	41	1.9	34-1	30	26	11	20	187	8.5
2021-22	VT	36-36	1183/32.9	121-278	.435	83-199	.417	36-50	.720	12	131	143	4.0	80-0	73	36	6	39	361	10.0
2022-23	VT	27-27	918/34.0	93-215	.433	71-167	.425	35-47	.745	7	98	105	3.9	48-0	66	24	4	26	292	10.8
TOTAL		116-68	3221/27.8	340-783	.434	244-583	.419	119-162	.735	25	341	366	3.2	206-1	204	102	25	116	1043	9.0

1 RODNEY RICE

FRESHMAN Guard | 6-4 | 195 | Communication
Clinton, Maryland | DeMatha Catholic



SEASON/CAREER BESTS

POINTS

Season 11 at Duke (2/25/23)
Career 11 at Duke (2/25/23)

REBOUNDS

Season 4 (2x), last vs. Florida St. (3/4/23)
Career 4 (2x), last vs. Florida St. (3/4/23)

ASSISTS

Season 2 (2x), last vs. Florida St. (3/4/23)
Career 2 (2x), last vs. Florida St. (3/4/23)

BLOCKS

Season 1 vs. Miami (2/21/23)
Career 1 vs. Miami (2/21/23)

STEALS

Season 3 at Syracuse (1/11/23)
Career 3 at Syracuse (1/11/23)

MINUTES

Season 29 at Syracuse (1/11/23)
Career 29 at Syracuse (1/11/23)

FIELD GOALS MADE

Season 4 vs. Florida State (3/4/23)
Career 4 vs. Florida State (3/4/23)

FIELD GOALS ATTEMPTED

Season 10 vs. Florida State (3/4/23)
Career 10 vs. Florida State (3/4/23)

3-PT. FIELD GOALS MADE

Season 3 at Duke (2/25/23)
Career 3 at Duke (2/25/23)

3-PT. FIELD GOALS ATTEMPTED

Season 7 vs. Florida State (3/4/23)
Career 7 vs. Florida State (3/4/23)

FREE THROWS MADE

Season 4 at Louisville (2/28/23)
Career 4 at Louisville (2/28/23)

FREE THROWS ATTEMPTED

Season 5 at Louisville (2/28/23)
Career 5 at Louisville (2/28/23)

CAREER STATS

SEASON	TEAM	GP-GS	MIN/AVG	FG-FGA	FG%	3FG-3FGA	3FG%	FT-FTA	FT%	OFF	DEF	TOT	AVG	PF-FO	A	TO	BLK	STL	PTS	AVG
2022-23	VT	5-0	100/19.9	9-35	.257	6-24	.250	6-8	.750	1	11	12	2.4	7-0	5	4	1	5	30	6.0
TOTAL		5-0	100/19.9	9-35	.257	6-24	.250	6-8	.750	1	11	12	2.4	7-0	5	4	1	5	30	6.0

- Suffered a broken finger in his right hand at the end of the Jan. 14 practice and missed 5.5 weeks.
- Recovered from ankle surgery in August to make his season debut at Syracuse on Jan. 11.
- Three-year letterwinner at DeMatha where he played one season under the direction of current Tech associate head coach Mike Jones.
- All-Met First Team selection in 2021-22 after leading the Stags in scoring.
- Averaged 18.5 points per game across a three-year career at DeMatha.
- Four-star recruit ranked 45th overall, third in Maryland and eighth at his position by ESPN.
- Chose the Hokies over Louisville, Alabama, Notre Dame, Georgetown and Maryland.
- Father, Rodney Rice Sr., played basketball at Richmond and led the Spiders to the Sweet 16 of the 1988 NCAA Tournament.

2022-23 GAME-BY-GAME STATS

Opponent	Date	GS	MIN	Total		3-Pointers		Free throws		Rebounds				PF				PTS	AVG	
				FG-FGA	PCT	3FG-3FGA	PCT	FT-FTA	PCT	OFF	DEF	TOT	AVG	A	TO	BLK	STL			
at Syracuse	01/11/2023		29:44	1-9	.111	0-5	.000	0-0	.000	1	3	4	4.0	3	1	2	0	3	2	2.0
Miami (FL)	02/21/2023		11:20	0-3	.000	0-2	.000	0-0	.000	0	2	2	3.0	0	0	0	1	0	0	1.0
at Duke	02/25/2023		22:23	3-7	.429	3-5	.600	2-3	.667	0	2	2	2.7	1	2	0	2	11	4.3	
at Louisville	02/28/2023		16:23	1-6	.167	1-5	.200	4-5	.800	0	0	0	2.0	3	0	0	0	0	7	5.0
Florida St.	03/04/2023		19:50	4-10	.400	2-7	.286	0-0	.000	0	4	4	2.4	0	2	0	0	0	10	6.0
Totals		0	99:40	9-35	.257	6-24	.250	6-8	.750	1	11	12	2.4	7	5	4	1	5	30	6.0

Player Averages

Games Played	Minutes/game	Points/game	FG Pct	3FG Pct	FT Pct	Rebounds/game	Assists/game	Turnovers/game	Assist/Turnover ratio	Steals/game	Blocks/game
5	19.9	6.0	25.7	25.0	75.0	2.4	1.0	0.8	1.3	1.0	0.2

PRODUCTION TRACKER

	This Season
Scored 10+ Points	2
Scored 20+ Points	-
Led Tech in Scoring	-
Made multiple 3FGs	2
Led Tech in 3FGM	1
Shot over 40% from 3	1
Had a Double-Double	-
Had Multiple Assists	2
Had Multiple Steals	2



2 MJ COLLINS

FRESHMAN Guard | 6-4 | 190 | Communication
Clover, South Carolina | Combine Academy



SEASON/CAREER BESTS

POINTS

Season 12 at Notre Dame (2/11/23)
Career 12 at Notre Dame (2/11/23)

REBOUNDS

Season 8 vs. UNC (12/4/22)
Career 8 vs. UNC (12/4/22)

ASSISTS

Season 4 (2x), last vs. Florida St. (3/4/23)
Career 4 (2x), last vs. Florida St. (3/4/23)

BLOCKS

Season -
Career -

STEALS

Season 2 vs. Syracuse (1/28/23)
Career 2 vs. Syracuse (1/28/23)

MINUTES

Season 36 vs. Pitt (2/18/23)
Career 36 vs. Pitt (2/18/23)

FIELD GOALS MADE

Season 4 (2x), last at Notre Dame (2/11/23)
Career 4 (2x), last at Notre Dame (2/11/23)

FIELD GOALS ATTEMPTED

Season 7 (4x), last at Notre Dame (2/11/23)
Career 7 (4x), last at Notre Dame (2/11/23)

3-PT. FIELD GOALS MADE

Season 3 vs. Syracuse (1/28/23)
Career 3 vs. Syracuse (1/28/23)

3-PT. FIELD GOALS ATTEMPTED

Season 5 (2x), last vs. Florida St. (3/4/23)
Career 5 (2x), last vs. Florida St. (3/4/23)

FREE THROWS MADE

Season 6 at Louisville (2/28/23)
Career 6 at Louisville (2/28/23)

FREE THROWS ATTEMPTED

Season 6 at Louisville (2/28/23)
Career 6 at Louisville (2/28/23)

CAREER STATS

SEASON	TEAM	GP-GS	MIN/AVG	FG-FGA	FG%	3FG-3FGA	3FG%	FT-FTA	FT%	OFF	DEF	TOT	AVG	PF-FO	A	TO	BLK	STL	PTS	AVG
2022-23	VT	31-13	753/24.3	47-130	.362	18-63	.286	24-30	.800	16	59	75	2.4	41-0	43	17	0	9	136	4.4
TOTAL		31-13	753/24.3	47-130	.362	18-63	.286	24-30	.800	16	59	75	2.4	41-0	43	17	0	9	136	4.4

- A two-year letterwinner at Westminster Catawba before transferring to Combine Academy for his senior season.
- Combine ended the season ranked No. 20 in the country with a 25-5 record and a state championship in 2021-22.
- All-state, all-conference and the Male Athlete of the Year after averaging 23 points per game as a junior.
- Coached by Sim Frazier while playing for Team Curry in the summer of 2021.
- Rated the 181st-best prospect in the 2022 class on 247Sports.
- Tabbed the second-best player in the state of South Carolina and the 27th-best combo guard nationally, according to 247Sports.
- Four-star recruit and ranked 22nd at his position by ESPN.
- Chose the Hokies over Clemson, Oklahoma, Providence, South Florida and East Tennessee State.
- His sister, Reneazia, won three state championships in track.

2022-23 GAME-BY-GAME STATS

Opponent	Date	GS	MIN	Total		3-Pointers		Free throws		Rebounds				PF	A	TO	BLK	STL	PTS	AVG
				FG-FGA	PCT	3FG-3FGA	PCT	FT-FTA	PCT	OFF	DEF	TOT	AVG							
Delaware St.	11/07/2022		22:25	2-7	.286	0-2	.000	0-0	.000	0	2	2	2.0	0	2	1	0	1	4	4.0
Lehigh	11/10/2022		24:02	2-5	.400	1-3	.333	0-0	.000	0	0	0	1.0	1	1	0	0	1	5	4.5
William & Mary	11/13/2022		16:08	2-7	.286	1-3	.333	2-2	1.000	0	0	0	0.7	4	0	0	0	0	7	5.3
vs Old Dominion	11/17/2022		19:39	1-2	.500	0-0	.000	0-0	.000	0	1	1	0.8	1	2	0	0	0	2	4.5
vs Penn St.	11/18/2022		15:45	0-2	.000	0-2	.000	2-2	1.000	1	3	4	1.4	2	1	0	0	0	2	4.0
at Col. of Charleston	11/20/2022		25:04	2-6	.333	0-3	.000	1-1	1.000	1	3	4	1.8	3	2	1	0	0	5	4.2
Charleston So.	11/25/2022		15:42	0-2	.000	0-1	.000	0-0	.000	0	1	1	1.7	0	0	0	0	0	0	3.6
Minnesota	11/28/2022		20:48	1-2	.500	1-2	.500	0-0	.000	0	3	3	1.9	1	2	0	0	0	3	3.5
North Carolina	12/04/2022		21:03	2-7	.286	1-4	.250	3-4	.750	5	3	8	2.6	3	1	0	0	0	8	4.0
Dayton	12/07/2022		21:56	1-4	.250	0-2	.000	0-0	.000	0	2	2	2.5	0	3	0	0	0	2	3.8
vs Oklahoma St.	12/11/2022		13:47	1-3	.333	0-2	.000	0-0	.000	0	1	1	2.4	0	0	0	0	0	2	3.6
Grambling	12/17/2022		22:12	2-3	.667	0-1	.000	0-1	.000	0	2	2	2.3	1	3	2	0	1	4	3.7
at Boston College	12/21/2022		21:42	0-2	.000	0-1	.000	0-0	.000	0	5	5	2.5	0	1	1	0	0	0	3.4
at Wake Forest	12/31/2022		27:36	1-4	.250	1-2	.500	0-0	.000	0	3	3	2.6	4	1	1	0	0	3	3.4
Clemson	01/04/2023		09:28	0-1	.000	0-0	.000	0-0	.000	0	2	2	2.5	0	0	1	0	0	0	3.1
NC State	01/07/2023	*	28:16	3-5	.600	0-1	.000	0-0	.000	1	1	2	2.5	0	3	0	0	0	6	3.3
at Syracuse	01/11/2023	*	20:20	0-3	.000	0-1	.000	0-0	.000	1	1	2	2.5	1	0	0	0	0	0	3.1
at Virginia	01/18/2023		19:05	3-5	.600	2-3	.667	0-0	.000	1	3	4	2.6	0	0	0	0	0	8	3.4
at Clemson	01/21/2023		27:45	2-3	.667	2-2	1.000	0-0	.000	0	1	1	2.5	1	0	0	0	1	6	3.5
Duke	01/23/2023		21:45	2-4	.500	1-2	.500	1-2	.500	1	4	5	2.6	3	1	1	0	0	6	3.7
Syracuse	01/28/2023	*	34:09	4-6	.667	3-5	.600	0-0	.000	1	0	1	2.5	4	0	2	0	2	11	4.0
at Miami (FL)	01/31/2023	*	30:30	1-4	.250	0-1	.000	0-0	.000	0	2	2	2.5	1	1	2	0	0	2	3.9
Virginia	02/04/2023	*	34:51	2-5	.400	0-1	.000	1-2	.500	1	4	5	2.6	2	0	1	0	0	5	4.0
Boston College	02/08/2023	*	28:37	0-1	.000	0-1	.000	0-0	.000	0	3	3	2.6	0	2	0	0	0	0	3.8
at Notre Dame	02/11/2023	*	34:48	4-7	.571	1-3	.333	3-3	1.000	0	2	2	2.6	2	0	1	0	0	12	4.1
at Georgia Tech	02/15/2023	*	21:54	1-5	.200	1-2	.500	0-0	.000	1	4	5	2.7	3	2	1	0	0	3	4.1
Pittsburgh	02/18/2023	*	35:55	1-5	.200	0-2	.000	3-4	.750	1	0	1	2.6	1	2	0	0	0	5	4.1
Miami (FL)	02/21/2023	*	32:15	2-5	.400	1-2	.500	0-0	.000	0	1	1	2.6	0	4	0	0	1	5	4.1
at Duke	02/25/2023	*	23:25	1-4	.250	0-1	.000	0-1	.000	0	1	1	2.5	1	2	0	0	0	2	4.1
at Louisville	02/28/2023	*	30:03	1-5	.200	0-3	.000	6-6	1.000	1	0	1	2.5	0	3	1	0	1	8	4.2
Florida St.	03/04/2023	*	32:33	3-6	.500	2-5	.400	2-2	1.000	0	1	1	2.4	2	4	1	0	1	10	4.4
Totals			13 753:27	47-130	.362	18-63	.286	24-30	.800	16	59	75	2.4	41	43	17	0	9	136	4.4

Player Averages

Games Played	Minutes/game	Points/game	FG Pct	3FG Pct	FT Pct	Rebounds/game	Assists/game	Turnovers/game	Assist/Turnover ratio	Steals/game	Blocks/game
31	24.3	4.4	36.2	28.6	80.0	2.4	1.4	0.5	2.5	0.3	0.0

PRODUCTION TRACKER

	This Season
Scored 10+ Points	3
Scored 20+ Points	-
Led Tech in Scoring	-
Made multiple 3FGs	4
Led Tech in 3FGM	2
Shot over 40% from 3	9
Had a Double-Double	-
Had Multiple Assists	14
Had Multiple Steals	1



3 SEAN PEDULLA

SOPHOMORE Guard | 6-1 | 195 | Sports Media and Analytics
Edmond, Oklahoma | Edmond Memorial



SEASON/CAREER BESTS

POINTS

Season 25 vs. Florida State (3/4/23)
Career 25 vs. Florida State (3/4/23)

REBOUNDS

Season 7 at Clemson (1/21/23)
Career 7 at Clemson (1/21/23)

ASSISTS

Season 8 vs. Delaware State (11/7/22)
Career 8 vs. Delaware State (11/7/22)

BLOCKS

Season 1 (6x), last at Louisville (2/28/23)
Career 1 (7x), last at Louisville (2/28/23)

STEALS

Season 5 at Georgia Tech (2/15/23)
Career 5 at Georgia Tech (2/15/23)

MINUTES

Season 44 at Boston College (12/21/22)
Career 44 at Boston College (12/21/22)

FIELD GOALS MADE

Season 9 vs. Lehigh (11/10/22)
Career 9 vs. Lehigh (11/10/22)

FIELD GOALS ATTEMPTED

Season 18 (3x), last at Clemson (1/21/23)
Career 18 (3x), last at Clemson (1/21/23)

3-PT. FIELD GOALS MADE

Season 6 vs. Florida State (3/4/23)
Career 6 (2x), last vs. Florida St. (3/4/23)

3-PT. FIELD GOALS ATTEMPTED

Season 11 at Syracuse (1/11/23)
Career 11 at Syracuse (1/11/23)

FREE THROWS MADE

Season 8 vs. Virginia (2/4/23)
Career 10 vs. Texas (3/18/22)

FREE THROWS ATTEMPTED

Season 9 (2x), last vs. Virginia (2/4/23)
Career 10 vs. Texas (3/18/22)

CAREER STATS

SEASON	TEAM	GP-GS	MIN/AVG	FG-FGA	FG%	3FG-3FGA	3FG%	FT-FTA	FT%	OFF	DEF	TOT	AVG	PF-FO	A	TO	BLK	STL	PTS	AVG
2021-22	VT	36-0	464/12.9	62-145	.428	34-76	.447	36-40	.900	6	36	42	1.2	54-2	47	31	1	21	194	5.4
2022-23	VT	31-31	1106/35.7	167-397	.421	63-180	.350	81-93	.871	13	102	115	3.7	85-3	119	63	6	40	478	15.4
TOTAL		67-31	1570/23.4	229-542	.423	97-256	.379	117-133	.880	19	138	157	2.3	139-5	166	94	7	61	672	10.0

- Will take over the reins at point guard following the graduation of Storm Murphy. *Last name pronounced: puh-DOOL-uh*
- Solid sharpshooter from downtown – shot over 40% from three 18 times as a freshman.
- Posted a career-high 20 points at Florida State, which was the turning point in the Hokies' 2021-22 season. He drilled 6 of 7 from long range in that game.
- Guided Edmond Memorial to three state tournaments.
- Two-time all-state selection and COAC Offensive Player of the Year that averaged 17.6 points a game as a senior.
- Rated the 165th-best prospect in the 2021 class on 247Sports.
- Tabbed the second-best player in the state of Oklahoma and the 25th-best point guard nationally, according to 247Sports.
- Chose the Hokies over Minnesota and Oklahoma State.
- One of Dominic and Bernadette Pedulla's nine children. His siblings JJ, Edmund and Claire won state championships in high school basketball, while Brendan won a state championship in rugby.

2022-23 GAME-BY-GAME STATS

Opponent	Date	GS	MIN	Total FG-FGA	PCT	3FG-3FGA	PCT	FT-FTA	PCT	OFF	DEF	TOT	AVG	PF	A	TO	BLK	STL	PTS	AVG	
Delaware St.	11/07/2022	*	28:11	5-12	.417	5-8	.625	3-4	.750	0	4	4	4.0	1	8	2	0	1	18	18.0	
Lehigh	11/10/2022	*	32:12	9-17	.529	1-5	.200	1-1	1.000	0	3	3	3.5	0	2	0	1	0	20	19.0	
William & Mary	11/13/2022	*	35:58	7-11	.636	4-7	.571	4-4	1.000	1	3	4	3.7	2	4	1	1	1	22	20.0	
vs Old Dominion	11/17/2022	*	34:10	7-15	.467	2-5	.400	2-5	.400	0	4	4	3.8	2	7	1	0	0	18	19.5	
vs Penn St.	11/18/2022	*	37:55	5-13	.385	0-6	.000	0-0	.000	0	1	1	3.2	1	3	1	0	3	10	17.6	
at Col. of Charleston	11/20/2022	*	33:14	7-15	.467	1-5	.200	2-2	1.000	0	3	3	3.2	3	3	4	0	2	17	17.5	
Charleston So.	11/25/2022	*	36:46	6-10	.600	1-2	.500	2-3	.667	0	4	4	3.3	1	3	1	0	0	15	17.1	
Minnesota	11/28/2022	*	35:32	8-13	.615	1-3	.333	0-0	.000	1	3	4	3.4	2	2	1	0	0	17	17.1	
North Carolina	12/04/2022	*	35:16	5-14	.357	1-5	.200	3-4	.750	0	4	4	3.4	4	4	2	0	0	14	16.8	
Dayton	12/07/2022	*	27:47	8-13	.615	2-5	.400	1-1	1.000	0	1	1	3.2	5	2	1	0	2	19	17.0	
vs Oklahoma St.	12/11/2022	*	39:05	6-16	.375	2-4	.500	2-3	.667	1	4	5	3.4	3	4	1	0	1	16	16.9	
Grambling	12/17/2022	*	32:39	5-12	.417	4-8	.500	7-9	.778	1	4	5	3.5	1	6	3	0	2	21	17.3	
at Boston College	12/21/2022	*	43:36	7-16	.438	1-5	.200	3-3	1.000	1	1	2	3.4	5	5	4	0	0	18	17.3	
at Wake Forest	12/31/2022	*	38:03	6-18	.333	1-9	.111	5-5	1.000	1	3	4	3.4	4	7	3	0	3	18	17.4	
Clemson	01/04/2023	*	36:37	5-18	.278	4-9	.444	0-0	.000	0	5	5	3.5	4	4	3	1	0	14	17.1	
NC State	01/07/2023	*	40:00	5-13	.385	1-3	.333	8-8	1.000	1	4	5	3.6	4	4	4	0	1	19	17.3	
at Syracuse	01/11/2023	*	40:00	3-15	.200	2-11	.182	2-2	1.000	0	6	6	3.8	3	7	2	0	2	10	16.8	
at Virginia	01/18/2023	*	40:00	4-9	.444	2-6	.333	0-0	.000	0	1	1	3.6	4	3	2	1	2	10	16.4	
at Clemson	01/21/2023	*	35:40	2-14	.143	1-7	.143	2-2	1.000	1	6	7	3.8	2	2	3	0	4	7	15.9	
Duke	01/23/2023	*	38:47	4-8	.500	3-5	.600	5-5	1.000	0	2	2	3.7	1	5	2	0	2	16	16.0	
Syracuse	01/28/2023	*	17:29	1-4	.250	1-3	.333	3-4	.750	0	3	3	3.7	4	2	2	0	2	6	15.5	
at Miami (FL)	01/31/2023	*	40:00	6-10	.600	2-5	.400	6-6	1.000	0	1	1	3.5	3	3	6	0	2	20	15.7	
Virginia	02/04/2023	*	34:22	6-13	.462	2-6	.333	8-9	.889	0	5	5	3.6	4	2	1	0	1	22	16.0	
Boston College	02/08/2023	*	36:52	4-13	.308	3-9	.333	1-2	.500	0	4	4	3.6	5	2	1	0	0	12	15.8	
at Notre Dame	02/11/2023	*	40:00	4-7	.571	1-3	.333	3-3	1.000	0	1	1	3.5	4	5	0	0	1	12	15.6	
at Georgia Tech	02/15/2023	*	40:00	5-17	.294	1-8	.125	0-0	.000	2	1	3	3.5	3	4	2	0	5	11	15.5	
Pittsburgh	02/18/2023	*	38:32	4-9	.444	2-3	.667	2-2	1.000	1	5	6	3.6	2	5	1	0	2	12	15.3	
Miami (FL)	02/21/2023	*	36:30	6-15	.400	2-9	.222	3-3	1.000	1	5	6	3.7	4	4	3	0	0	17	15.4	
at Duke	02/25/2023	*	33:44	5-14	.357	2-4	.500	0-0	.000	0	5	5	3.7	1	1	0	1	0	12	15.3	
at Louisville	02/28/2023	*	36:29	4-11	.364	2-4	.500	0-0	.000	0	5	5	3.8	1	5	2	1	1	10	15.1	
Florida St.	03/04/2023	*	30:37	8-12	.667	6-8	.750	3-3	1.000	1	1	2	3.7	2	1	4	0	0	25	15.4	
Totals			31	1106:04	167-397	.421	63-180	.350	81-93	.871	13	102	115	3.7	85	119	63	6	40	478	15.4

Player Averages

Games Played	Minutes/game	Points/game	FG Pct	3FG Pct	FT Pct	Rebounds/game	Assists/game	Turnovers/game	Assist/Turnover ratio	Steals/game	Blocks/game
31	35.7	15.4	42.1	35.0	87.1	3.7	3.8	2.0	1.9	1.3	0.2

PRODUCTION TRACKER

	This Season	Career
Scored 10+ Points	29	34
Scored 20+ Points	6	7
Led Tech in Scoring	14	15
Made 3+ 3FGs	7	11
Led Tech in 3FGM	6	10
Shot over 40% from 3	14	32
Had a Double-Double	-	-
Had Multiple Assists	29	42
Had Multiple Steals	13	16



4 DARREN BUCHANAN JR.

FRESHMAN Forward | 6-7 | 235 | Communication
Washington, D.C. | Woodrow Wilson



SEASON/CAREER BESTS

POINTS

Season -
Career -

REBOUNDS

Season -
Career -

ASSISTS

Season -
Career -

BLOCKS

Season -
Career -

STEALS

Season -
Career -

MINUTES

Season -
Career -

FIELD GOALS MADE

Season -
Career -

FIELD GOALS ATTEMPTED

Season -
Career -

3-PT. FIELD GOALS MADE

Season -
Career -

3-PT. FIELD GOALS ATTEMPTED

Season -
Career -

FREE THROWS MADE

Season -
Career -

FREE THROWS ATTEMPTED

Season -
Career -

CAREER STATS

	GP-GS	MIN	AVG	FG-FGA	FG%	3FG-FGA	3FG%	FT-FTA	FT%	OFF-DEF-TOT	AVG	PF-FO	AST	TO	BLK	STL	PTS	AVG	
2022-23																			
TOTAL																			

- Will redshirt the 2022-23 season.
- A four-year letterwinner at Woodrow Wilson in Washington, D.C.
- 2022 D.C. Gatorade Player of the Year and All-Met Player of the Year.
- Two-time DCIAA Player of the Year and two-time DCIAA champion.
- Two-time all-state first team selection, All-Met first team as a senior (joining teammate Rodney Rice) and two-time DCIAA first team.
- Averaged 17 points, 10 rebounds, four assists and three steals during his four-year career at Woodrow Wilson.
- Coached by Osman Bangura and Angelo Hernandez while playing for Team Durant on the Nike EYBL circuit for three years.
- Tabbed the second-best player in Washington, D.C., and the 47th-best small forward nationally, according to 247Sports; Three-star recruit according to multiple outlets.
- Chose the Hokies over Georgetown, Rutgers, George Mason and George Washington.
- Related to former NFL tight end Vernon Davis.

Name pronounced: DARE-in BUH-can-in

2022-23 GAME-BY-GAME STATS

OPPONENT	DATE	ST	MIN	FG-FGA	PCT	3FG-FGA	PCT	FT-FTA	PCT	OFF	DEF	TOT	PF	A	T/O	BLK	STL	PTS	
Delaware State	11/7/22																		DNP
Lehigh	11/10/22																		DNP
William & Mary	11/13/22																		DNP
vs. Old Dominion	11/17/22																		DNP
vs. Penn State	11/18/22																		DNP
at College of Charleston	11/20/22																		DNP
Charleston Southern	11/25/22																		DNP
Minnesota	11/28/22																		DNP
North Carolina	12/4/22																		DNP
Dayton	12/7/22																		DNP
vs. Oklahoma State	12/11/22																		DNP
Grambling State	12/17/22																		DNP
at Boston College	12/21/22																		DNP
at Wake Forest	12/31/22																		DNP
Clemson	1/4/23																		DNP
NC State	1/7/23																		DNP
at Syracuse	1/11/23																		DNP
at Virginia	1/18/23																		DNP
at Clemson	1/21/23																		DNP
Duke	1/23/23																		DNP
Syracuse	1/28/23																		DNP
at Miami	1/31/23																		DNP
Virginia	2/4/23																		DNP
Boston College	2/8/23																		DNP
at Notre Dame	2/11/23																		DNP
at Georgia Tech	2/15/23																		DNP
Pitt	2/18/23																		DNP
Miami	2/21/23																		DNP
at Duke	2/25/23																		DNP
at Louisville	2/28/23																		DNP
Florida State	3/4/23																		DNP
Notre Dame	3/7/23																		DNP

PRODUCTION TRACKER

	This Season
Scored 10+ Points	-
Had 5+ Rebounds	-
Had Multiple Blocks	-
Led Tech in Blocks	-
Had Multiple Steals	-
Shot over 50% from the floor	-
Played 10+ Minutes	-
Shot 5+ Free Throws	-
Had Multiple Dunks	-



5 PATRICK WESSLER

FRESHMAN Center | 7-0 | 245 | Business Marketing
 Matthews, North Carolina | Combine Academy



Last name pronounced: WES-ler

- Will redshirt the 2022-23 season.
- Invited to the Allen Iverson 24K Showcase game in Memphis.
- Played his final two seasons at Combine Academy where he guided the program to a state championship in 2021-22.
- Averaged 18 points, 14 rebounds and 2.3 blocks as a senior, while Combine ended the season ranked No. 20 in the country with a 25-5 record.
- Named 2020-21 HoopState Network Sixth Man of the Year.
- Played his freshman and sophomore seasons at David W. Butler High School in Matthews, N.C.
- Southwestern 4A Conference Player of the Year.
- Completed for CC Elite on the AAU circuit.
- Rated the 148th-best prospect in the 2022 class by 247Sports; Tabbed the third-best player in the state of North Carolina and the 24th-best center nationally, according to 247Sports.
- Chose the Hokies over Providence, Southern Cal, NC State and Ole Miss.

SEASON/CAREER BESTS

POINTS

Season -
 Career -

REBOUNDS

Season -
 Career -

ASSISTS

Season -
 Career -

BLOCKS

Season -
 Career -

STEALS

Season -
 Career -

MINUTES

Season -
 Career -

FIELD GOALS MADE

Season -
 Career -

FIELD GOALS ATTEMPTED

Season -
 Career -

3-PT. FIELD GOALS MADE

Season -
 Career -

3-PT. FIELD GOALS ATTEMPTED

Season -
 Career -

FREE THROWS MADE

Season -
 Career -

FREE THROWS ATTEMPTED

Season -
 Career -

2022-23 GAME-BY-GAME STATS

OPPONENT	DATE	ST	MIN	FG-FGA	PCT	3FG-FGA	PCT	FT-FTA	PCT	OFF	DEF	TOT	PF	A	T/O	BLK	STL	PTS	
Delaware State	11/7/22																		DNP
Lehigh	11/10/22																		DNP
William & Mary	11/13/22																		DNP
vs. Old Dominion	11/17/22																		DNP
vs. Penn State	11/18/22																		DNP
at College of Charleston	11/20/22																		DNP
Charleston Southern	11/25/22																		DNP
Minnesota	11/28/22																		DNP
North Carolina	12/4/22																		DNP
Dayton	12/7/22																		DNP
vs. Oklahoma State	12/11/22																		DNP
Grambling State	12/17/22																		DNP
at Boston College	12/21/22																		DNP
at Wake Forest	12/31/22																		DNP
Clemson	1/4/23																		DNP
NC State	1/7/23																		DNP
at Syracuse	1/11/23																		DNP
at Virginia	1/18/23																		DNP
at Clemson	1/21/23																		DNP
Duke	1/23/23																		DNP
Syracuse	1/28/23																		DNP
at Miami	1/31/23																		DNP
Virginia	2/4/23																		DNP
Boston College	2/8/23																		DNP
at Notre Dame	2/11/23																		DNP
at Georgia Tech	2/15/23																		DNP
Pitt	2/18/23																		DNP
Miami	2/21/23																		DNP
at Duke	2/25/23																		DNP
at Louisville	2/28/23																		DNP
Florida State	3/4/23																		DNP
Notre Dame	3/7/23																		DNP

PRODUCTION TRACKER

	This Season
Scored 10+ Points	-
Had 5+ Rebounds	-
Had Multiple Blocks	-
Led Tech in Blocks	-
Had Multiple Steals	-
Shot over 50% from the floor	-
Played 10+ Minutes	-
Shot 5+ Free Throws	-
Had Multiple Dunks	-



CAREER STATS

	GP-GS	MIN	AVG	FG-FGA	FG%	3FG-FGA	3FG%	FT-FTA	FT%	OFF-DEF-TOT	AVG	PF-FO	AST	TO	BLK	STL	PTS	AVG	
2022-23																			
TOTAL																			

10 CAMDEN JOHNSON

SOPHOMORE Guard | 6-1 | 185 | Business Finance
Waxhaw, North Carolina | Metrolina Christian Academy



SEASON/CAREER BESTS

POINTS

Season 1 at Duke (2/25/23)
Career 3 vs. Merrimack (11/21/21)

REBOUNDS

Season 2 at Duke (2/25/23)
Career 2 at Duke (2/25/23)

ASSISTS

Season 1 (4x), last vs. Grambling (12/17/22)
Career 1 (5x), last vs. Grambling (12/17/22)

BLOCKS

Season -
Career -

STEALS

Season -
Career 1 (2x), last vs. Louisville (3/1/22)

MINUTES

Season 8 vs. Delaware State (11/7/22)
Career 8 vs. Delaware State (11/7/22)

FIELD GOALS MADE

Season -
Career 1 vs. Merrimack (11/21/21)

FIELD GOALS ATTEMPTED

Season 1 (3x), last vs. Florida St. (3/4/23)
Career 1 (6x), last vs. Florida St. (3/4/23)

3-PT. FIELD GOALS MADE

Season -
Career 1 vs. Merrimack (11/21/21)

3-PT. FIELD GOALS ATTEMPTED

Season 1 at Duke (2/25/23)
Career 1 (3x), last at Duke (2/25/23)

FREE THROWS MADE

Season 1 at Duke (2/25/23)
Career 1 at Duke (2/25/23)

FREE THROWS ATTEMPTED

Season 2 at Duke (2/25/23)
Career 2 at Duke (2/25/23)

- Recruited as a preferred walk-on.
- Earned full scholarship on Jan. 14, 2023.
- Averaged 14 points, 6.6 rebounds, 3.2 assists and 2.3 steals per game his senior season at Metrolina.
- Parents, Joey and Cindy Johnson, both attended Virginia Tech.

2022-23 GAME-BY-GAME STATS

Opponent	Date	GS	MIN	Total		3-Pointers		Free throws		Rebounds				Other						
				FG-FGA	PCT	3FG-3FGA	PCT	FT-FTA	PCT	OFF	DEF	TOT	AVG	PF	A	TO	BLK	STL	PTS	AVG
Delaware St.	11/07/2022		08:18	0-0	.000	0-0	.000	0-0	.000	1	0	1	1.0	1	1	0	0	0	0	0.0
Lehigh	11/10/2022		01:59	0-0	.000	0-0	.000	0-0	.000	0	1	1	1.0	0	0	0	0	0	0	0.0
William & Mary	11/13/2022		01:58	0-0	.000	0-0	.000	0-0	.000	0	0	0	0.7	0	1	0	0	0	0	0.0
Minnesota	11/28/2022		02:16	0-1	.000	0-0	.000	0-0	.000	0	0	0	0.5	0	0	0	0	0	0	0.0
Dayton	12/07/2022		02:10	0-0	.000	0-0	.000	0-0	.000	0	1	1	0.6	0	1	1	0	0	0	0.0
Grambling	12/17/2022		03:55	0-0	.000	0-0	.000	0-0	.000	0	0	0	0.5	1	1	0	0	0	0	0.0
at Duke	02/25/2023		01:17	0-1	.000	0-1	.000	1-2	.500	1	1	2	0.7	0	0	0	0	0	1	0.1
at Louisville	02/28/2023		00:58	0-0	.000	0-0	.000	0-0	.000	0	0	0	0.6	0	0	0	0	0	0	0.1
Florida St.	03/04/2023		01:45	0-1	.000	0-0	.000	0-0	.000	1	0	1	0.7	0	0	0	0	0	0	0.1
Totals		0	24:36	0-3	.000	0-1	.000	1-2	.500	3	3	6	0.7	2	4	1	0	0	1	0.1

Player Averages

Games Played	Minutes/game	Points/game	FG Pct	3FG Pct	FT Pct	Rebounds/game	Assists/game	Turnovers/game	Assist/Turnover ratio	Steals/game	Blocks/game
9	2.7	0.1	0.0	0.0	50.0	0.7	0.4	0.1	4.0	0.0	0.0

CAREER STATS

SEASON	TEAM	GP-GS	MIN/AVG	Field Goals		3-Point		F-Throws		Rebounds				Scoring						
				FG-FGA	FG%	3FG-3FGA	3FG%	FT-FTA	FT%	OFF	DEF	TOT	AVG	PF	FO	A	TO	BLK	STL	PTS
2021-22	VT	10-0	18/1.8	1-3	.333	1-2	.500	0-0	.000	0	2	2	0.2	1-0	1	0	0	2	3	0.3
2022-23	VT	9-0	25/2.7	0-3	.000	0-1	.000	1-2	.500	3	3	6	0.7	2-0	4	1	0	0	1	0.1
TOTAL		19-0	43/2.3	1-6	.167	1-3	.333	1-2	.500	3	5	8	0.4	3-0	5	1	0	2	4	0.2

PRODUCTION TRACKER

	This Season	Career
Scored 5+ Points	-	-
Scored 10+ Points	-	-
Made Multiple 3FGs	-	-
Made 3+ 3FGs	-	-
Led Tech in 3FGM	-	-
Shot over 40% from 3	-	1
Played 5+ Minutes	1	1
Had Multiple Assists	-	-
Had Multiple Steals	-	-



11 JOHN CAMDEN

R-FRESHMAN Forward | 6-8 | 215 | Business Management
 Downingtown, Pennsylvania | Memphis



SEASON/CAREER BESTS

POINTS

Season 8 vs. Syracuse (1/28/23)
 Career 8 vs. Syracuse (1/28/23)

REBOUNDS

Season 6 vs. Syracuse (1/28/23)
 Career 6 vs. Syracuse (1/28/23)

ASSISTS

Season 3 vs. Syracuse (1/28/23)
 Career 3 vs. Syracuse (1/28/23)

BLOCKS

Season 1 (2x), last at Virginia (1/18/23)
 Career 1 (2x), last at Virginia (1/18/23)

STEALS

Season -
 Career -

MINUTES

Season 27 vs. Syracuse (1/28/23)
 Career 27 vs. Syracuse (1/28/23)

FIELD GOALS MADE

Season 3 vs. Syracuse (1/28/23)
 Career 3 vs. Syracuse (1/28/23)

FIELD GOALS ATTEMPTED

Season 8 vs. Syracuse (1/28/23)
 Career 8 vs. Syracuse (1/28/23)

3-PT. FIELD GOALS MADE

Season 2 vs. Delaware State (11/7/22)
 Career 2 vs. Delaware State (11/7/22)

3-PT. FIELD GOALS ATTEMPTED

Season 5 vs. Syracuse (1/28/23)
 Career 5 vs. Syracuse (1/28/23)

FREE THROWS MADE

Season 3 at Wake Forest (12/31/22)
 Career 3 at Wake Forest (12/31/22)

FREE THROWS ATTEMPTED

Season 5 at Wake Forest (12/31/22)
 Career 5 at Wake Forest (12/31/22)

- Will be a versatile wing for Coach Young, who can play the 3 and the 4.
- Transferred from Memphis; battled a right foot injury most of freshman season.
- Chose the Hokies over LSU during the transfer process.
- Played senior season at Brewster Academy in Wolfeboro, N.H.
- Was rated a four-star recruit and the 90th-ranked player in the nation by Rivals.
- Averaged 15.8 points per game as a junior at Archbishop Carroll (Pa.) in 2019-20.
- Father, Tex, graduated from Virginia Tech in 1993.
- Sisters, Meg and Heather, played lacrosse at Ohio State and Drexel, respectively.
- Other older sister, Anna, plays basketball at Penn State.

2022-23 GAME-BY-GAME STATS

Opponent	Date	GS	MIN	Total		3-Pointers		Free throws		Rebounds			PF	A	TO	BLK	STL	PTS	AVG	
				FG-FGA	PCT	3FG-3FGA	PCT	FT-FTA	PCT	OFF	DEF	TOT								AVG
Delaware St.	11/07/2022		18:16	2-4	.500	2-4	.500	0-0	.000	0	2	2	2.0	3	0	0	0	0	6	6.0
Lehigh	11/10/2022		08:10	0-0	.000	0-0	.000	0-0	.000	0	1	1	1.5	2	0	0	0	0	3	3.0
William & Mary	11/13/2022		08:43	1-4	.250	0-3	.000	0-0	.000	1	0	1	1.3	2	0	1	0	0	2	2.7
vs Old Dominion	11/17/2022		01:58	0-0	.000	0-0	.000	0-0	.000	0	1	1	1.3	0	0	0	0	0	0	2.0
at Col. of Charleston	11/20/2022		01:03	0-0	.000	0-0	.000	0-0	.000	0	0	0	1.0	0	0	0	0	0	1.6	
Dayton	12/07/2022		03:03	0-1	.000	0-1	.000	0-0	.000	0	0	0	0.8	0	0	0	0	0	1.3	
Grambling	12/17/2022		05:07	0-1	.000	0-1	.000	0-0	.000	0	1	1	0.9	0	0	0	0	0	1.1	
at Boston College	12/21/2022		00:01	0-0	.000	0-0	.000	0-0	.000	0	0	0	0.8	0	0	0	0	0	1.0	
at Wake Forest	12/31/2022		14:58	1-3	.333	1-3	.333	3-5	.600	0	1	1	0.8	1	0	1	0	6	1.6	
Clemson	01/04/2023		09:55	0-3	.000	0-1	.000	0-0	.000	1	1	2	0.9	1	0	0	0	0	1.4	
NC State	01/07/2023		13:43	0-2	.000	0-2	.000	0-0	.000	0	1	1	0.9	1	0	0	0	0	1.3	
at Virginia	01/18/2023		01:21	0-0	.000	0-0	.000	0-0	.000	0	0	0	0.8	0	0	0	1	0	1.2	
Syracuse	01/28/2023		27:28	3-8	.375	1-5	.200	1-2	.500	3	3	6	1.2	1	3	0	0	8	1.7	
at Miami (FL)	01/31/2023		12:36	0-0	.000	0-0	.000	0-0	.000	0	2	2	1.3	1	0	0	0	0	1.6	
Virginia	02/04/2023		16:47	0-1	.000	0-0	.000	0-0	.000	0	1	1	1.3	0	1	0	0	0	1.5	
Boston College	02/08/2023		11:17	1-2	.500	1-2	.500	0-0	.000	0	0	0	1.2	1	0	0	0	3	1.6	
at Notre Dame	02/11/2023		09:23	0-1	.000	0-0	.000	0-0	.000	0	1	1	1.2	0	0	0	0	0	1.5	
at Georgia Tech	02/15/2023		02:15	0-1	.000	0-0	.000	0-0	.000	0	0	0	1.1	1	0	1	0	0	1.4	
Pittsburgh	02/18/2023		08:47	0-1	.000	0-1	.000	1-2	.500	0	0	0	1.1	2	0	0	0	1	1.4	
at Duke	02/25/2023		02:19	1-1	1.000	1-1	1.000	0-0	.000	1	0	1	1.1	1	0	0	0	3	1.5	
at Louisville	02/28/2023		00:58	0-1	.000	0-0	.000	0-0	.000	0	1	1	1.0	0	0	0	0	0	1.4	
Florida St.	03/04/2023		02:42	0-1	.000	0-1	.000	0-0	.000	0	1	1	1.0	0	0	0	0	0	1.3	
Totals			0 180:50	9-35	.257	6-25	.240	5-9	.556	6	16	22	1.0	17	4	2	2	0	29	1.3

Player Averages

Games Played	Minutes/game	Points/game	FG Pct	3FG Pct	FT Pct	Rebounds/game	Assists/game	Turnovers/game	Assist/Turnover ratio	Steals/game	Blocks/game
22	8.2	1.3	25.7	24.0	55.6	1.0	0.2	0.1	2.0	0.0	0.1

PRODUCTION TRACKER

	This Season	Career
Scored 5+ Points	3	3
Scored 10+ Points	-	-
Made Multiple 3FGs	1	1
Made 3+ 3FGs	-	-
Led Tech in 3FGM	-	-
Shot over 40% from 3	3	3
Played 5+ Minutes	12	12
Had Multiple Assists	1	1
Had Multiple Steals	-	-



CAREER STATS

SEASON	TEAM	GP-GS	MIN/AVG	FG-FGA	FG%	3FG-3FGA	3FG%	FT-FTA	FT%	OFF	DEF	TOT	AVG	PF-FO	A	TO	BLK	STL	PTS	AVG
2021-22	Mem	1-0	2/1.7	0-0	.000	0-0	.000	0-0	.000	0	1	1	1.0	0-0	0	0	0	0	0	0.0
2022-23	VT	22-0	181/8.2	9-35	.257	6-25	.240	5-9	.556	6	16	22	1.0	17-0	4	2	2	0	29	1.3
TOTAL FOR VT		22-0	181/8.2	9-35	.257	6-25	.240	5-9	.556	6	16	22	1.0	17-0	4	2	2	0	29	1.3
TOTAL		23-0	183/7.9	9-35	.257	6-25	.240	5-9	.556	6	17	23	1.0	17-0	4	2	2	0	29	1.3

13 DARIUS MADDOX

JUNIOR Guard | 6-5 | 180 | Sports Media and Analytics
Bowie, Maryland | Oak Hill Academy



SEASON/CAREER BESTS

POINTS

Season 16 vs. NC State (1/7/23)
Career 20 vs. North Carolina (3/11/22)

REBOUNDS

Season 8 at Boston College (12/21/22)
Career 8 at Boston College (12/21/22)

ASSISTS

Season 3 (3x), last vs. Clemson (1/4/23)
Career 4 vs. Miami (1/26/22)

BLOCKS

Season 2 at Syracuse (1/11/23)
Career 2 (3x), last at Syracuse (1/11/23)

STEALS

Season 2 (2x), last vs. Clemson (1/4/23)
Career 3 at Florida State (1/29/22)

MINUTES

Season 40 at Boston College (12/21/22)
Career 40 at Boston College (12/21/22)

FIELD GOALS MADE

Season 5 (7x), last at Virginia (1/18/23)
Career 7 vs. North Carolina (3/11/22)

FIELD GOALS ATTEMPTED

Season 15 at Boston College (12/21/22)
Career 15 at Boston College (12/21/22)

3-PT. FIELD GOALS MADE

Season 4 vs. NC State (1/7/23)
Career 4 (2x), last vs. NC State (1/7/23)

3-PT. FIELD GOALS ATTEMPTED

Season 6 (2x), last vs. NC State (1/7/23)
Career 6 (2x), last vs. NC State (1/7/23)

FREE THROWS MADE

Season 4 vs. Delaware State (11/7/22)
Career 4 (3x), last vs. Delaware St. (11/7/22)

FREE THROWS ATTEMPTED

Season 5 vs. Delaware State (11/7/22)
Career 5 vs. Delaware State (11/7/22)

CAREER STATS

	GP-GS	MIN	AVG	FG-FGA	FG%	3FG-FGA	3FG%	FT-FTA	FT%	OFF-DEF-TOT	AVG	PF-FO	AST	TO	BLK	STL	PTS	AVG
2020-21	11-0	35	3.2	3-11	.273	3-7	.429	0-0	.000	2-0-2	0.2	3-0	3	1	1	0	9	0.8
2021-22	36-0	612	17.0	82-160	.513	40-79	.506	26-33	.788	17-52-69	1.9	42-0	19	20	8	11	230	6.4
2022-23	20-19	590	29.5	64-171	.374	20-62	.323	21-24	.875	26-37-63	3.2	35-0	22	12	7	11	169	8.5
TOTAL	67-19	1237	18.5	149-342	.436	63-148	.426	47-57	.825	45-89-134	2.0	80-0	44	33	16	22	408	6.1

- Potential to have a breakout season.
- 2022 ACC All-Tournament Second Team; dropped career-high 20 points vs. UNC in semis.
- Two game-winning 3-pointers in four games: at Miami and vs. Clemson.
- Dropped in a career-high 14 points on 4-of-8 shooting vs. Cornell; also set or tied career highs in rebounds (four), minutes played (23), field goals made (four) and free throws made (four).
- Appeared in 11 games in 2020-21, recording a season-high nine points vs. Coppin State (12/19/20).
- Rated 84th overall and the 14th-best shooting guard on 247 Sports.
- Chose the Hokies over Cincinnati, Creighton, Georgetown and Seton Hall.

2022-23 GAME-BY-GAME STATS

OPPONENT	DATE	ST	MIN	FG-FGA	PCT	3FG-FGA	PCT	FT-FTA	PCT	OFF	DEF	TOT	PF	A	T/O	BLK	STL	PTS
Delaware State	11/7/22	*	27	5-8	.625	0-1	.000	4-5	.800	0	3	3	0	0	0	0	1	14
Lehigh	11/10/22	*	24	3-7	.429	0-3	.000	2-2	1.000	0	4	4	0	0	0	0	0	8
William & Mary	11/13/22	*	31	5-9	.556	2-2	1.000	2-2	1.000	1	1	2	1	3	0	0	1	14
vs. Old Dominion	11/17/22	*	35	4-11	.364	2-5	.400	2-2	1.000	0	2	2	2	2	0	0	0	12
vs. Penn State	11/18/22	*	33	5-8	.625	1-2	.500	0-0	.000	3	2	5	1	1	1	0	0	11
at College of Charleston	11/20/22	*	22	4-9	.444	0-4	.000	0-0	.000	1	1	2	4	0	1	0	1	8
Charleston Southern	11/25/22	*	34	5-13	.385	1-4	.250	1-2	.500	2	0	2	3	0	2	0	0	12
Minnesota	11/28/22	*	30	1-7	.143	0-2	.000	2-2	1.000	3	1	4	1	2	1	1	0	4
North Carolina	12/4/22	*	37	1-6	.167	0-2	.000	0-0	.000	0	4	4	4	2	1	0	1	2
Dayton	12/7/22	*	31	5-13	.385	2-5	.400	0-0	.000	1	4	5	1	3	1	0	1	12
vs. Oklahoma State	12/11/22	*	33	3-9	.333	1-3	.333	0-0	.000	3	0	3	2	0	2	1	0	7
Grambling State	12/17/22	*	34	3-9	.333	1-4	.250	0-0	.000	2	1	3	1	1	0	1	1	7
at Boston College	12/21/22	*	40	4-15	.267	2-6	.333	0-0	.000	5	3	8	2	0	1	0	0	10
at Wake Forest	12/31/22	*	25	2-6	.333	0-1	.000	1-1	1.000	0	2	2	2	1	0	0	2	5
Clemson	1/4/23	*	36	4-11	.364	1-5	.200	2-2	1.000	2	2	4	1	3	1	0	2	11
NC State	1/7/23	*	38	5-12	.417	4-6	.667	2-2	1.000	0	2	2	4	1	0	1	0	16
at Syracuse	1/11/23	*	30	0-3	.000	0-1	.000	3-4	.750	1	0	1	1	2	0	2	1	3
at Virginia	1/18/23	*	25	5-9	.556	3-4	.750	0-0	.000	0	4	4	3	1	0	1	0	13
at Clemson	1/21/23	*	20	0-6	.000	0-2	.000	0-0	.000	2	1	3	2	0	1	0	0	0
Duke	1/23/23		6	0-0	.000	0-0	.000	0-0	.000	0	0	0	0	0	0	0	0	0
Syracuse	1/28/23								DNP									
at Miami	1/31/23								DNP									
Virginia	2/4/23								DNP									
Boston College	2/8/23								DNP									
at Notre Dame	2/11/23								DNP									
at Georgia Tech	2/15/23								DNP									
Pitt	2/18/23								DNP									
Miami	2/21/23								DNP									
at Duke	2/25/23								DNP									
at Louisville	2/28/23								DNP									
Florida State	3/4/23								DNP									
Notre Dame	3/7/23								DNP									

PRODUCTION TRACKER

	This Season	Career
Scored 10+ Points	10	18
Scored 20+ Points	-	1
Led Tech in Scoring	1	3
Made 3+ 3FGs	2	8
Led Tech in 3FGM	4	9
Shot over 40% from 3	6	29
Had a Double-Double	-	-
Had Multiple Assists	7	11
Had Multiple Steals	2	3



14 OWYN DAWYOT

FRESHMAN Guard | 6-2 | 190 | Sports Media and Analytics
Roanoke, Virginia | Cave Spring



SEASON/CAREER BESTS

POINTS

Season 2 vs. Dayton (12/7/22)
Career 2 vs. Dayton (12/7/22)

REBOUNDS

Season 1 vs. William & Mary (11/13/22)
Career 1 vs. William & Mary (11/13/22)

ASSISTS

Season -
Career -

BLOCKS

Season -
Career -

STEALS

Season -
Career -

MINUTES

Season 2 vs. Dayton (12/7/22)
Career 2 vs. Dayton (12/7/22)

FIELD GOALS MADE

Season 1 vs. Dayton (12/7/22)
Career 1 vs. Dayton (12/7/22)

FIELD GOALS ATTEMPTED

Season 1 (2x), last vs. Dayton (12/7/22)
Career 1 (2x), last vs. Dayton (12/7/22)

3-PT. FIELD GOALS MADE

Season -
Career -

3-PT. FIELD GOALS ATTEMPTED

Season 1 vs. William & Mary (11/13/22)
Career 1 vs. William & Mary (11/13/22)

FREE THROWS MADE

Season -
Career -

FREE THROWS ATTEMPTED

Season -
Career -

CAREER STATS

				Field Goals		3-Point		F-Throws		Rebounds				Scoring							
SEASON	TEAM	GP-GS	MIN/AVG	FG-FGA	FG%	3FG-3FGA	3FG%	FT-FTA	FT%	OFF	DEF	TOT	AVG	PF	FO	A	TO	BLK	STL	PTS	AVG
2022-23	VT	5-0	6/1.2	1-2	.500	0-1	.000	0-0	.000	0	1	1	0.2	1-0	0	0	0	0	0	2	0.4
TOTAL		5-0	6/1.2	1-2	.500	0-1	.000	0-0	.000	0	1	1	0.2	1-0	0	0	0	0	0	2	0.4

- Recruited as a preferred walk-on.
- VHSCA Class 3 State Co-Player of the Year as a senior.
- Led Cave Spring to the 2022 VHSL Class 3 state title, knocking down the game-winning free throw for a 76-75 victory over Petersburg.
- Scored a game-high 29 points in that state final.
- Averaged 16.2 points, 4.5 rebounds, 2.1 assists, and 2.3 steals per game in 2021-22.
- Earned First-Team All-District, First-Team All-Region and First-Team All-State as a senior.
- Transferred from Salem to Cave Spring for his senior season.
- Set the Cave Spring record for wins in a season with 29 during the 2021-22 campaign.
- Grandfather, Peter Dawyot, played football at Virginia Tech.

Name pronounced: OWE-in DOY-yacht

2022-23 GAME-BY-GAME STATS

Opponent	Date	GS	MIN	Total		3-Pointers		Free throws		Rebounds				PF				PTS	AVG		
				FG-FGA	PCT	3FG-3FGA	PCT	FT-FTA	PCT	OFF	DEF	TOT	AVG	A	TO	BLK	STL				
Delaware St.	11/07/2022		01:20	0-0	.000	0-0	.000	0-0	.000	0	0	0	0.0	0	0	0	0	0	0	0	0.0
William & Mary	11/13/2022		01:12	0-1	.000	0-1	.000	0-0	.000	0	1	1	0.5	0	0	0	0	0	0	0	0.0
Dayton	12/07/2022		01:34	1-1	1.000	0-0	.000	0-0	.000	0	0	0	0.3	1	0	0	0	0	0	2	0.7
Grambling	12/17/2022		01:04	0-0	.000	0-0	.000	0-0	.000	0	0	0	0.3	0	0	0	0	0	0	0	0.5
at Louisville	02/28/2023		00:43	0-0	.000	0-0	.000	0-0	.000	0	0	0	0.2	0	0	0	0	0	0	0	0.4
Totals		0	05:53	1-2	.500	0-1	.000	0-0	.000	0	1	1	0.2	1	0	0	0	0	0	2	0.4

Player Averages

Games Played	Minutes/game	Points/game	FG Pct	3FG Pct	FT Pct	Rebounds/game	Assists/game	Turnovers/game	Assist/Turnover ratio	Steals/game	Blocks/game
5	1.2	0.4	50.0	0.0	0.0	0.2	0.0	0.0	0.0	0.0	0.0

PRODUCTION TRACKER

	This Season
Scored 5+ Points	-
Scored 10+ Points	-
Made Multiple 3FGs	-
Made 3+ 3FGs	-
Led Tech in 3FGM	-
Shot over 40% from 3	-
Played 5+ Minutes	-
Had Multiple Assists	-
Had Multiple Steals	-



15 LYNN KIDD

JUNIOR Center | 6-10 | 235 | Sociology
Gainesville, Florida | Clemson



SEASON/CAREER BESTS

POINTS

Season 14 vs. NC State (1/7/23)
Career 14 vs. NC State (1/7/23)

REBOUNDS

Season 10 vs. Delaware State (11/7/22)
Career 10 vs. Delaware State (11/7/22)

ASSISTS

Season 3 vs. Delaware State (11/7/22)
Career 3 vs. Delaware State (11/7/22)

BLOCKS

Season 2 (3x), last vs. BC (2/8/23)
Career 2 (4x), last vs. BC (2/8/23)

STEALS

Season 2 at Duke (2/25/23)
Career 2 at Duke (2/25/23)

MINUTES

Season 24 vs. Delaware State (11/7/22)
Career 24 vs. Delaware State (11/7/22)

FIELD GOALS MADE

Season 7 vs. NC State (1/7/23)
Career 7 vs. NC State (1/7/23)

FIELD GOALS ATTEMPTED

Season 9 vs. CSU (11/25/22)
Career 9 vs. CSU (11/25/22)

3-PT. FIELD GOALS MADE

Season -
Career -

3-PT. FIELD GOALS ATTEMPTED

Season -
Career -

FREE THROWS MADE

Season 3 at Wake Forest (12/31/22)
Career 3 at Wake Forest (12/31/22)

FREE THROWS ATTEMPTED

Season 5 (2x), last at Clemson (1/21/23)
Career 5 (2x), last at Clemson (1/21/23)

- Look for increased production in his second season as a Hokie.
- Played in seven games, totaling eight points in 33 minutes of action as a freshman at Clemson.
- Reclassified from the 2021 recruiting class to 2020.
- No. 77 overall prospect on ESPN's Top-100 list of high school juniors; four-star recruit.
- Chose Clemson over Virginia Tech, Miami, Wake Forest, Auburn and Florida during his initial recruitment.

2022-23 GAME-BY-GAME STATS

Opponent	Date	GS	MIN	Total		3-Pointers		Free throws		Rebounds				PF	A	TO	BLK	STL	PTS	AVG	
				FG-FGA	PCT	3FG-3FGA	PCT	FT-FTA	PCT	OFF	DEF	TOT	AVG								
Delaware St.	11/07/2022	*	22:47	3-4	.750	0-0	.000	2-2	1.000	4	6	10	10.0	1	3	2	0	0	8	8.0	
Lehigh	11/10/2022		12:00	3-5	.600	0-0	.000	0-0	.000	0	2	2	6.0	1	1	1	0	0	6	7.0	
William & Mary	11/13/2022		16:48	2-2	1.000	0-0	.000	2-2	1.000	2	2	4	5.3	1	0	0	0	0	6	6.7	
vs Old Dominion	11/17/2022	*	12:11	2-5	.400	0-0	.000	1-2	.500	0	1	1	4.3	2	0	0	0	0	5	6.3	
vs Penn St.	11/18/2022		02:45	1-1	1.000	0-0	.000	0-0	.000	0	0	0	3.4	2	0	1	0	0	2	5.4	
at Col. of Charleston	11/20/2022		03:00	0-0	.000	0-0	.000	0-0	.000	0	1	1	3.0	1	0	1	0	0	0	4.5	
Charleston So.	11/25/2022		14:21	5-9	.556	0-0	.000	1-1	1.000	5	3	8	3.7	1	1	0	1	0	11	5.4	
Minnesota	11/28/2022		16:08	2-3	.667	0-0	.000	0-0	.000	0	3	3	3.6	1	0	0	0	0	4	5.3	
North Carolina	12/04/2022		06:00	2-2	1.000	0-0	.000	0-0	.000	1	0	1	3.3	1	0	0	0	0	4	5.1	
Dayton	12/07/2022		13:16	3-5	.600	0-0	.000	0-0	.000	0	2	2	3.2	4	2	0	2	1	6	5.2	
vs Oklahoma St.	12/11/2022		10:03	1-2	.500	0-0	.000	0-0	.000	1	1	2	3.1	2	0	2	0	0	2	4.9	
Grambling	12/17/2022		18:22	3-3	1.000	0-0	.000	1-3	.333	1	2	3	3.1	1	2	1	2	1	7	5.1	
at Boston College	12/21/2022		10:35	0-1	.000	0-0	.000	0-0	.000	0	4	4	3.2	1	1	1	1	0	0	4.7	
at Wake Forest	12/31/2022	*	18:24	2-5	.400	0-0	.000	3-5	.600	2	6	8	3.5	2	0	0	0	0	7	4.9	
Clemson	01/04/2023	*	18:35	2-5	.400	0-0	.000	0-0	.000	4	5	9	3.9	3	0	1	1	0	4	4.8	
NC State	01/07/2023		14:05	7-8	.875	0-0	.000	0-0	.000	1	4	5	3.9	2	0	1	0	0	14	5.4	
at Syracuse	01/11/2023		12:54	4-5	.800	0-0	.000	2-4	.500	0	6	6	4.1	1	0	1	1	0	10	5.6	
at Virginia	01/18/2023		14:17	2-2	1.000	0-0	.000	0-0	.000	0	4	4	4.1	0	0	1	0	0	4	5.6	
at Clemson	01/21/2023		15:11	4-6	.667	0-0	.000	2-5	.400	0	3	3	4.0	4	0	1	1	0	10	5.8	
Duke	01/23/2023	*	20:19	2-5	.400	0-0	.000	0-0	.000	2	2	4	4.0	2	2	0	0	0	4	5.7	
Syracuse	01/28/2023		10:17	1-1	1.000	0-0	.000	0-0	.000	0	2	2	3.9	1	0	0	1	0	2	5.5	
at Miami (FL)	01/31/2023		13:30	3-3	1.000	0-0	.000	0-0	.000	0	2	2	3.8	3	1	2	0	1	6	5.5	
Virginia	02/04/2023		10:26	3-3	1.000	0-0	.000	0-0	.000	0	5	5	3.9	0	2	1	0	1	6	5.6	
Boston College	02/08/2023		16:05	2-3	.667	0-0	.000	0-0	.000	2	4	6	4.0	3	0	0	2	1	4	5.5	
at Notre Dame	02/11/2023		07:09	2-2	1.000	0-0	.000	2-2	1.000	1	1	2	3.9	1	1	0	0	0	6	5.5	
at Georgia Tech	02/15/2023		15:07	3-6	.500	0-0	.000	0-0	.000	2	2	4	3.8	1	0	2	0	0	6	5.5	
Pittsburgh	02/18/2023		08:06	0-0	.000	0-0	.000	0-0	.000	0	2	2	3.8	1	1	0	0	0	0	5.3	
Miami (FL)	02/21/2023		09:24	4-6	.667	0-0	.000	1-2	.500	2	0	2	3.7	2	0	1	0	0	9	5.5	
at Duke	02/25/2023		12:22	1-2	.500	0-0	.000	0-1	.000	2	2	4	3.7	4	2	1	0	2	2	5.3	
at Louisville	02/28/2023		09:23	2-4	.500	0-0	.000	0-0	.000	1	2	3	3.7	1	0	0	1	0	4	5.3	
Florida St.	03/04/2023		11:05	1-1	1.000	0-0	.000	0-0	.000	0	2	2	3.6	3	0	0	1	2	2	5.2	
Totals			5	394:57	72-109	.661	0-0	.000	17-29	.586	33	80	113	3.6	53	19	21	14	9	161	5.2

Player Averages

Games Played	Minutes/game	Points/game	FG Pct	3FG Pct	FT Pct	Rebounds/game	Assists/game	Turnovers/game	Assist/Turnover ratio	Steals/game	Blocks/game
31	12.7	5.2	66.1	0.0	58.6	3.6	0.6	0.7	0.9	0.3	0.5

PRODUCTION TRACKER

	This Season	Career
Scored 10+ Points	4	4
Had 10+ Rebounds	1	1
Had Multiple Blocks	3	4
Led Tech in Blocks	5	5
Had Multiple Steals	1	1
Shot over 50% from the floor	24	27
Played 10+ Minutes	26	27
Shot 5+ Free Throws	2	2
Had Multiple Dunks	4	4



CAREER STATS

SEASON	TEAM	GP-GS	MIN/AVG	FG-FGA	FG%	3FG-3FGA	3FG%	FT-FTA	FT%	OFF	DEF	TOT	AVG	PF-FO	A	TO	BLK	STL	PTS	AVG
2020-21	CU	7-0	32/4.6	2-6	.333	0-0	.000	4-4	1.000	4	3	7	1.0	6-0	1	2	2	0	8	1.1
2021-22	VT	10-0	25/2.5	3-8	.375	0-0	.000	1-1	1.000	6	5	11	1.1	0-0	0	3	2	0	7	0.7
2022-23	VT	31-5	395/12.7	72-109	.661	0-0	.000	17-29	.586	33	80	113	3.6	53-0	19	21	14	9	161	5.2
TOTAL FOR VT		41-5	420/10.2	75-117	.641	0-0	.000	18-30	.600	39	85	124	3.0	53-0	19	24	16	9	168	4.1
TOTAL		48-5	452/9.4	77-123	.626	0-0	.000	22-34	.647	43	88	131	2.7	59-0	20	26	18	9	176	3.7

21 GRANT BASILE

GRADUATE STUDENT Forward | 6-9 | 235 | Agricultural and Life Sciences
Pewaukee, Wisconsin | Wright State



SEASON/CAREER BESTS

POINTS

Season 33 (2x), last at Notre Dame (2/11/23)
Career 37 at Marshall (11/12/21)

REBOUNDS

Season 10 (3x), last at Syracuse (1/11/23)
Career 16 at NC State (12/21/21)

ASSISTS

Season 5 vs. Syracuse (1/28/23)
Career 5 vs. Syracuse (1/28/23)

BLOCKS

Season 4 (2x), last vs. Dayton (12/7/22)
Career 4 (6x), last vs. Dayton (12/7/22)

STEALS

Season 2 (2x), last at Louisville (2/28/23)
Career 5 vs. Cleveland State (1/28/22)

MINUTES

Season 37 vs. Duke (1/23/23)
Career 40 at Robert Morris (1/13/22)

FIELD GOALS MADE

Season 13 at Notre Dame (2/11/23)
Career 13 (2x), last at Notre Dame (2/11/23)

FIELD GOALS ATTEMPTED

Season 23 vs. Syracuse (1/28/23)
Career 25 vs. Youngstown St. (2/24/22)

3-PT. FIELD GOALS MADE

Season 6 vs. Delaware State (11/7/22)
Career 6 vs. Delaware State (11/7/22)

3-PT. FIELD GOALS ATTEMPTED

Season 10 vs. Boston College (2/8/23)
Career 10 vs. Boston College (2/8/23)

FREE THROWS MADE

Season 5 vs. Boston College (2/8/23)
Career 12 (2x), last at Marshall (11/12/21)

FREE THROWS ATTEMPTED

Season 8 vs. Boston College (2/8/23)
Career 15 vs. Milwaukee (3/2/21)

CAREER STATS

SEASON	TEAM	GP-GS	MIN/AVG	FG-FGA	FG%	3FG-3FGA	3FG%	FT-FTA	FT%	OFF	DEF	TOT	AVG	PF-FO	A	TO	BLK	STL	PTS	AVG
2018-19	WSU	3-0	18/6.1	1-2	.500	0-0	.000	2-6	.333	1	2	3	1.0	5-0	0	2	0	1	4	1.3
2019-20	WSU	32-5	457/14.3	74-151	.490	3-21	.143	48-69	.696	44	93	137	4.3	63-1	25	48	29	11	199	6.2
2020-21	WSU	24-15	651/27.1	137-222	.617	20-42	.476	67-101	.663	52	117	169	7.0	52-1	41	43	39	13	361	15.0
2021-22	WSU	36-36	1176/32.7	247-496	.498	39-138	.283	131-167	.784	93	214	307	8.5	101-4	72	107	59	34	664	18.4
2022-23	VT	31-30	868/28.0	196-378	.519	62-156	.397	56-80	.700	44	128	172	5.5	73-1	56	52	38	14	510	16.5
TOTAL FOR VT		31-30	868/28.0	196-378	.519	62-156	.397	56-80	.700	44	128	172	5.5	73-1	56	52	38	14	510	16.5
TOTAL		126-86	3171/25.2	655-1249	.524	124-357	.347	304-423	.719	234	554	788	6.3	294-7	194	252	165	73	1738	13.8

- Versatile forward who will play the 4 and the 5.
- Two-time All-Horizon League second team selection.
- Tallied 1,228 career points and 616 career rebounds.
- Averaged 12.9 points and 6.5 rebounds per game for his career as a Raider.
- Recorded 16 career double-doubles, including 11 in his final season at Wright State.
- Tallied 18.4 points per game in 2021-22.
- Connected on 47.6% of his 3-point attempts in 2020-21.
- Earned his bachelor's degree in accounting in December 2021.
- Chose the Hokies over Notre Dame, Wisconsin and Iowa State.
- Currently working on his master's degree from Virginia Tech's OMALS program.

Last name pronounced: buh-ZILLY

2022-23 GAME-BY-GAME STATS

Opponent	Date	GS	MIN	Total FG-FGA	PCT	3-Pointers 3FG-3FGA	PCT	Free throws FT-FTA	PCT	Rebounds OFF	DEF	TOT	AVG	PF	A	TO	BLK	STL	PTS	AVG	
Delaware St.	11/07/2022	*	29:04	12-16	.750	6-9	.667	0-0	.000	2	8	10	10.0	1	1	4	1	1	30	30.0	
Lehigh	11/10/2022	*	24:47	3-7	.429	1-3	.333	4-4	1.000	1	7	8	9.0	1	2	3	1	0	11	20.5	
William & Mary	11/13/2022	*	19:58	5-8	.625	3-6	.500	0-0	.000	0	2	2	6.7	2	1	1	3	1	13	18.0	
vs Old Dominion	11/17/2022	*	25:45	4-9	.444	3-7	.429	4-6	.667	2	2	4	6.0	1	0	1	2	0	15	17.3	
vs Penn St.	11/18/2022	*	26:35	7-11	.636	1-3	.333	2-3	.667	0	4	4	5.6	2	3	1	3	1	17	17.2	
at Col. of Charleston	11/20/2022	*	29:58	5-12	.417	2-7	.286	0-0	.000	1	4	5	5.5	0	4	3	1	0	12	16.3	
Charleston So.	11/25/2022	*	24:16	2-6	.333	2-6	.333	0-0	.000	0	2	2	5.0	0	1	2	2	0	6	14.9	
Minnesota	11/28/2022	*	28:27	3-7	.429	1-3	.333	2-2	1.000	0	8	8	5.4	4	3	3	4	0	9	14.1	
North Carolina	12/04/2022	*	29:24	4-9	.444	1-3	.333	3-4	.750	0	4	4	5.2	2	4	1	0	2	12	13.9	
Dayton	12/07/2022	*	30:58	9-17	.529	4-9	.444	1-2	.500	2	8	10	5.7	2	1	1	4	0	23	14.8	
vs Oklahoma St.	12/11/2022	*	27:45	4-12	.333	2-5	.400	3-5	.600	1	4	5	5.6	3	2	0	2	1	13	14.6	
Grambling	12/17/2022	*	22:20	3-5	.600	0-2	.000	1-2	.500	2	3	5	5.6	1	3	1	0	0	7	14.0	
at Boston College	12/21/2022	*	29:01	5-9	.556	1-4	.250	2-4	.500	3	3	6	5.6	1	0	1	0	1	13	13.9	
at Wake Forest	12/31/2022	*	18:44	3-7	.429	1-3	.333	2-2	1.000	1	1	2	5.4	4	0	3	0	0	9	13.6	
Clemson	01/04/2023	*	30:34	5-15	.333	3-6	.500	4-4	1.000	1	6	7	5.5	3	0	1	0	0	17	13.8	
NC State	01/07/2023	*	21:47	1-8	.125	0-5	.000	2-4	.500	0	3	3	5.3	4	1	1	1	0	4	13.2	
at Syracuse	01/11/2023	*	27:07	12-17	.706	1-1	1.000	1-1	1.000	5	5	10	5.6	4	0	1	0	0	26	13.9	
at Virginia	01/18/2023	*	24:44	4-11	.364	2-6	.333	2-2	1.000	1	1	2	5.4	3	2	1	1	1	12	13.8	
at Clemson	01/21/2023	*	26:42	5-10	.500	1-3	.333	2-3	.667	0	8	8	5.5	2	1	1	1	1	13	13.8	
Duke	01/23/2023	*	37:29	10-15	.667	1-2	.500	3-4	.750	1	7	8	5.7	3	2	3	2	0	24	14.3	
Syracuse	01/28/2023	*	34:06	11-23	.478	2-9	.222	1-3	.333	4	4	8	5.8	2	5	3	1	1	25	14.8	
at Miami (FL)	01/31/2023	*	29:42	7-15	.467	2-5	.400	1-2	.500	1	6	7	5.8	4	3	0	1	0	17	14.9	
Virginia	02/04/2023	*	28:54	6-10	.600	2-3	.667	0-0	.000	0	4	4	5.7	2	4	1	3	0	14	14.9	
Boston College	02/08/2023	*	31:05	12-21	.571	4-10	.400	5-8	.625	2	1	3	5.6	3	4	0	2	1	33	15.6	
at Notre Dame	02/11/2023	*	26:35	13-19	.684	3-7	.429	4-4	1.000	2	5	7	5.7	2	0	1	0	0	33	16.3	
at Georgia Tech	02/15/2023	*	34:26	10-21	.476	1-4	.250	0-0	.000	5	2	7	5.7	4	1	1	2	0	21	16.5	
Pittsburgh	02/18/2023	*	30:06	8-13	.615	4-8	.500	2-4	.500	1	0	1	5.6	5	2	5	0	0	22	16.7	
Miami (FL)	02/21/2023	*	29:59	6-12	.500	1-4	.250	0-0	.000	0	4	4	5.5	3	0	4	1	0	13	16.6	
at Duke	02/25/2023	*	29:52	5-10	.500	2-4	.500	3-3	1.000	1	2	3	5.4	2	3	1	0	0	15	16.5	
at Louisville	02/28/2023	*	29:57	7-14	.500	3-5	.600	1-2	.500	4	3	7	5.5	0	0	1	0	2	18	16.6	
Florida St.	03/04/2023	*	28:20	5-9	.556	2-4	.500	1-2	.500	1	7	8	5.5	3	3	1	0	1	13	16.5	
Totals			30	868:25	196-378	.519	62-156	.397	56-80	.700	44	128	172	5.5	73	56	52	38	14	510	16.5

Player Averages

Games Played	Minutes/game	Points/game	FG Pct	3FG Pct	FT Pct	Rebounds/game	Assists/game	Turnovers/game	Assist/Turnover ratio	Steals/game	Blocks/game
31	28.0	16.5	51.9	39.7	70.0	5.5	1.8	1.7	1.1	0.5	1.2

PRODUCTION TRACKER

	This Season	Career
Scored 10+ Points	26	84
Scored 20+ Points	9	32
Led Tech in Scoring	14	14
Had 10+ Rebounds	3	22
Led Tech in Rebounding	8	8
Had a Double-Double	3	19
Shot over 50% from the floor	17	75
Made 3+ 3FGs	9	14
Shot 5+ Free Throws	3	30



25 JUSTYN MUTTS

SENIOR Forward | 6-7 | 220 | Human Development (2nd undergrad degree)
Millville, New Jersey | Delaware



SEASON/CAREER BESTS

POINTS

Season 27 vs. UNC (12/4/22)
Career 30 at Hofstra (1/23/20)

REBOUNDS

Season 12 (3x), last at Louisville (2/28/23)
Career 16 vs. UMEs (11/29/19)

ASSISTS

Season 9 (3x), last at Georgia Tech (2/15/23)
Career 11 vs. Syracuse (2/12/22)

BLOCKS

Season 3 (2x), last at Wake (12/31/22)
Career 4 (4x), last at Miami (2/26/22)

STEALS

Season 6 vs. Oklahoma State (12/11/22)
Career 6 vs. Oklahoma State (12/11/22)

MINUTES

Season 41 at Boston College (12/21/22)
Career 41 at Boston College (12/21/22)

FIELD GOALS MADE

Season 12 vs. UNC (12/4/22)
Career 14 at Hofstra (1/23/20)

FIELD GOALS ATTEMPTED

Season 17 at Boston College (12/21/22)
Career 17 (2x), last at BC (12/21/22)

3-PT. FIELD GOALS MADE

Season 2 (4x), last at Notre Dame (2/11/23)
Career 3 (2x), last vs. North Carolina (3/11/21)

3-PT. FIELD GOALS ATTEMPTED

Season 5 at Notre Dame (2/11/23)
Career 5 (4x), last at Notre Dame (2/11/23)

FREE THROWS MADE

Season 6 vs. Boston College (2/8/23)
Career 8 vs. UMEs (11/29/19)

FREE THROWS ATTEMPTED

Season 9 vs. Boston College (2/8/23)
Career 8 (3x), last vs. Columbia (12/2/19)

CAREER STATS

SEASON	TEAM	GP-GS	MIN/AVG	FG-FGA	FG%	3FG-3FGA	3FG%	FT-FTA	FT%	OFF	DEF	TOT	AVG	PF-FO	A	TO	BLK	STL	PTS	AVG
2017-18	HP	28-18	568/20.3	71-132	.538	0-1	.000	26-47	.553	38	74	112	4.0	86-2	39	42	32	30	168	6.0
2019-20	UD	33-32	1047/31.7	162-301	.538	2-18	.111	75-102	.735	66	210	276	8.4	110-7	72	82	34	44	401	12.2
2020-21	VT	22-21	650/29.5	83-162	.512	15-45	.333	27-53	.509	37	104	141	6.4	62-2	49	51	17	13	208	9.5
2021-22	VT	36-36	1072/29.8	146-272	.537	16-48	.333	56-83	.675	84	181	265	7.4	96-0	123	97	34	43	364	10.1
2022-23	VT	30-30	1001/33.4	160-286	.559	13-37	.351	55-89	.618	57	162	219	7.3	75-0	143	85	23	47	388	12.9
TOTAL FOR VT		88-87	2723/30.9	389-720	.540	44-130	.338	138-225	.613	178	447	625	7.1	233-2	315	233	74	103	960	10.9
TOTAL		149-137	4337/29.1	622-1153	.539	46-149	.309	239-374	.639	282	731	1013	6.8	429-11	426	357	140	177	1529	10.3

- Preseason All-ACC Second Team.
- 2021-22 Skip Prosser Award winner.
- Started all 36 games he played in last season.
- Reached double-figure scoring 17 times in his second season as a Hokie.
- ACC All-Academic Team member in 2020-21.
- At Delaware, led the Blue Hens in rebounding and was fifth in the CAA in rebounds per game with 8.4 in 2019-20.
- Second on the team in points per game (12.2) and turned in 11 double-doubles - the third most in the CAA.
- Had 19 double-digit scoring outings and 13 double-figure rebounding efforts in 2019-20.
- Sat out the 2018-19 season due to NCAA transfer policy.
- As a freshman at High Point, Big South All-Freshman Team honoree.
- Chose the Hokies over Mississippi State and Houston.
- Earned his master's degree from Virginia Tech's OMALS program in May 2021 and his second graduate degree in educational psychology in May 2022.

First name pronounced: JUST-in

2022-23 GAME-BY-GAME STATS

Opponent	Date	GS	MIN	Total FG-FGA	PCT	3FG-3FGA	PCT	FT-FTA	PCT	OFF	DEF	TOT	AVG	PF	A	TO	BLK	STL	PTS	AVG	
Lehigh	11/10/2022	*	30:44	6-7	.857	1-1	1.000	3-7	.429	1	10	11	11.0	1	5	0	1	2	16	16.0	
William & Mary	11/13/2022	*	24:37	1-2	.500	0-0	.000	0-0	.000	1	3	4	7.5	4	6	4	1	1	2	9.0	
vs Old Dominion	11/17/2022	*	35:31	4-7	.571	1-2	.500	2-2	1.000	1	9	10	8.3	1	2	3	1	1	11	9.7	
vs Penn St.	11/18/2022	*	37:55	5-12	.417	0-1	.000	0-2	.000	2	10	12	9.3	2	5	4	0	1	10	9.8	
at Col. of Charleston	11/20/2022	*	38:40	8-11	.727	0-1	.000	0-0	.000	2	7	9	9.2	0	2	1	0	2	16	11.0	
Charleston So.	11/25/2022	*	35:46	6-11	.545	0-2	.000	5-7	.714	3	6	9	9.2	3	5	1	1	1	17	12.0	
Minnesota	11/28/2022	*	24:08	7-13	.538	0-0	.000	2-4	.500	3	6	9	9.1	3	2	5	3	2	16	12.6	
North Carolina	12/04/2022	*	38:13	12-16	.750	1-1	1.000	2-2	1.000	2	9	11	9.4	2	4	5	0	1	27	14.4	
Dayton	12/07/2022	*	21:21	0-0	.000	0-0	.000	2-2	1.000	0	5	5	8.9	2	1	0	0	0	2	13.0	
vs Oklahoma St.	12/11/2022	*	26:06	5-8	.625	2-3	.667	1-2	.500	1	3	4	8.4	4	4	4	0	6	13	13.0	
Grambling	12/17/2022	*	23:08	4-7	.571	2-3	.667	1-3	.333	0	3	3	7.9	3	2	2	0	2	11	12.8	
at Boston College	12/21/2022	*	41:09	9-17	.529	0-1	.000	0-0	.000	2	6	8	7.9	2	3	5	2	2	18	13.3	
at Wake Forest	12/31/2022	*	39:06	8-12	.667	2-3	.667	0-0	.000	1	10	11	8.2	4	5	3	0	18	13.6		
Clemson	01/04/2023	*	35:13	3-12	.250	1-3	.333	4-4	1.000	3	6	9	8.2	3	4	3	0	1	11	13.4	
NC State	01/07/2023	*	38:03	3-5	.600	0-1	.000	3-5	.600	3	5	8	8.2	4	3	5	2	4	9	13.1	
at Syracuse	01/11/2023	*	37:44	9-15	.600	0-0	.000	3-3	1.000	1	3	4	7.9	4	9	4	0	2	21	13.6	
at Virginia	01/18/2023	*	39:05	5-11	.455	0-2	.000	0-0	.000	2	4	6	7.8	1	7	1	0	0	10	13.4	
at Clemson	01/21/2023	*	33:14	3-6	.500	0-1	.000	2-2	1.000	1	4	5	7.7	3	7	4	0	2	8	13.1	
Duke	01/23/2023	*	29:33	4-6	.667	0-0	.000	1-5	.200	1	1	2	7.4	4	6	2	0	1	9	12.9	
Syracuse	01/28/2023	*	36:22	5-7	.714	0-0	.000	1-2	.500	2	10	12	7.6	2	8	4	0	1	11	12.8	
at Miami (FL)	01/31/2023	*	27:08	4-7	.571	0-0	.000	2-2	1.000	0	3	3	7.4	3	2	2	2	3	10	12.7	
Virginia	02/04/2023	*	38:28	7-11	.636	0-1	.000	3-3	1.000	2	2	4	7.2	2	8	2	0	2	17	12.9	
Boston College	02/08/2023	*	35:10	5-12	.417	0-1	.000	6-9	.667	2	4	6	7.2	2	4	0	1	1	16	13.0	
at Notre Dame	02/11/2023	*	39:00	7-16	.438	2-5	.400	3-7	.429	2	6	8	7.2	2	9	3	1	1	19	13.3	
at Georgia Tech	02/15/2023	*	37:45	8-16	.500	0-2	.000	1-4	.250	4	7	11	7.4	3	9	3	1	3	17	13.4	
Pittsburgh	02/18/2023	*	26:42	4-5	.800	0-1	.000	4-4	1.000	1	5	6	7.3	4	4	3	0	0	12	13.3	
Miami (FL)	02/21/2023	*	35:32	4-7	.571	0-0	.000	1-2	.500	2	5	7	7.3	1	5	4	0	1	9	13.2	
at Duke	02/25/2023	*	30:17	5-11	.455	0-1	.000	1-2	.500	1	2	3	7.1	3	2	2	0	1	11	13.1	
at Louisville	02/28/2023	*	32:57	5-9	.556	1-1	1.000	2-4	.500	7	5	12	7.3	2	4	1	2	1	13	13.1	
Florida St.	03/04/2023	*	32:13	4-7	.571	0-0	.000	0-0	.000	4	3	7	7.3	1	6	3	2	2	8	12.9	
Totals			30	1000:50	160-286	.559	13-37	.351	55-89	.618	57	162	219	7.3	75	143	85	23	47	388	12.9

Player Averages

Games Played	Minutes/game	Points/game	FG Pct	3FG Pct	FT Pct	Rebounds/game	Assists/game	Turnovers/game	Assist/Turnover ratio	Steals/game	Blocks/game
30	33.4	12.9	55.9	35.1	61.8	7.3	4.8	2.8	1.7	1.6	0.8

PRODUCTION TRACKER

	This Season	Career
Scored 10+ Points	23	73
Scored 20+ Points	2	11
Led Tech in Scoring	4	10
Had 10+ Rebounds	8	32
Led Tech in Rebounding	20	45
Had a Double-Double	8	24
Shot over 50% from the floor	23	96
Made 3+ 3FGs	-	2
Shot 5+ Free Throws	6	27



33 MICHAEL WARD

FRESHMAN Guard | 6-2 | 175 | Business
Bethesda, Maryland | Walt Whitman



SEASON/CAREER BESTS

POINTS

Season -
Career -

REBOUNDS

Season -
Career -

ASSISTS

Season -
Career -

BLOCKS

Season -
Career -

STEALS

Season -
Career -

MINUTES

Season 2 vs. Dayton (12/7/22)
Career 2 vs. Dayton (12/7/22)

FIELD GOALS MADE

Season -
Career -

FIELD GOALS ATTEMPTED

Season 2 at Louisville (2/28/23)
Career 2 at Louisville (2/28/23)

3-PT. FIELD GOALS MADE

Season -
Career -

3-PT. FIELD GOALS ATTEMPTED

Season 1 at Louisville (2/28/23)
Career 1 at Louisville (2/28/23)

FREE THROWS MADE

Season -
Career -

FREE THROWS ATTEMPTED

Season -
Career -

- Recruited as a preferred walk-on.
- Averaged 15.1 points, 5.7 rebounds, 1.9 assists, and 1.4 steals per game for Whitman in 2021-22.
- Shot 38% from 3-point range (57-149) and helped lead the Vikings to a 13-9 overall record and a berth in the 4A West Regional semifinals.
- Named First-Team 4A South Division and to the Montgomery County 4A South All-Division Team.

2022-23 GAME-BY-GAME STATS

Opponent	Date	GS	MIN	Total		3-Pointers		Free throws		Rebounds				PF	A	TO	BLK	STL	PTS	AVG
				FG-FGA	PCT	3FG-3FGA	PCT	FT-FTA	PCT	OFF	DEF	TOT	AVG							
Delaware St.	11/07/2022		01:20	0-0	.000	0-0	.000	0-0	.000	0	0	0	0.0	0	0	0	0	0	0.0	
William & Mary	11/13/2022		01:12	0-0	.000	0-0	.000	0-0	.000	0	0	0	0.0	0	0	0	0	0	0.0	
Dayton	12/07/2022		01:34	0-0	.000	0-0	.000	0-0	.000	0	0	0	0.0	0	0	0	0	0	0.0	
Grambling	12/17/2022		01:04	0-0	.000	0-0	.000	0-0	.000	0	0	0	0.0	0	0	1	0	0	0.0	
at Louisville	02/28/2023		00:43	0-2	.000	0-1	.000	0-0	.000	0	0	0	0.0	0	0	0	0	0	0.0	
Totals		0	05:53	0-2	.000	0-1	.000	0-0	.000	0	0	0	0.0	0	0	1	0	0	0.0	

Player Averages

Games Played	Minutes/game	Points/game	FG Pct	3FG Pct	FT Pct	Rebounds/game	Assists/game	Turnovers/game	Assist/Turnover ratio	Steals/game	Blocks/game
5	1.2	0.0	0.0	0.0	0.0	0.0	0.0	0.2	0.0	0.0	0.0

CAREER STATS

				Field Goals		3-Point		F-Throws		Rebounds				Scoring						
SEASON	TEAM	GP-GS	MIN/AVG	FG-FGA	FG%	3FG-3FGA	3FG%	FT-FTA	FT%	OFF	DEF	TOT	AVG	PF-FO	A	TO	BLK	STL	PTS	AVG
2022-23	VT	5-0	6/1.2	0-2	.000	0-1	.000	0-0	.000	0	0	0	0.0	0-0	0	1	0	0	0	0.0
TOTAL		5-0	6/1.2	0-2	.000	0-1	.000	0-0	.000	0	0	0	0.0	0-0	0	1	0	0	0	0.0

PRODUCTION TRACKER

	This Season
Scored 5+ Points	-
Scored 10+ Points	-
Made Multiple 3FGs	-
Made 3+ 3FGs	-
Led Tech in 3FGM	-
Shot over 40% from 3	-
Played 5+ Minutes	-
Had Multiple Assists	-
Had Multiple Steals	-



34 MYLYJAE POTEA

JUNIOR Forward | 6-9 | 265 | Sociology
Reidsville, North Carolina | Rice



SEASON/CAREER BESTS

POINTS

Season 15 vs. Pitt (2/18/23)
Career 18 vs. UAB (1/8/22)

REBOUNDS

Season 6 (3x), last at Louisville (2/28/23)
Career 11 vs. Ohio (3/19/22)

ASSISTS

Season 1 (8x), last vs. Florida St. (3/4/23)
Career 3 vs. Jarvis Christian (2/8/22)

BLOCKS

Season 1 (5x), last at Georgia Tech (2/15/23)
Career 1 (16x), last at Georgia Tech (2/15/23)

STEALS

Season 1 (5x), last vs. Florida St. (3/4/23)
Career 2 at Western Kentucky (2/13/21)

MINUTES

Season 25 vs. Clemson (1/4/23)
Career 25 vs. Clemson (1/4/23)

FIELD GOALS MADE

Season 4 (3x), last vs. Pitt (2/18/23)
Career 7 at Western Kentucky (1/13/22)

FIELD GOALS ATTEMPTED

Season 6 vs. Lehigh (11/10/22)
Career 10 at Western Kentucky (1/13/22)

3-PT. FIELD GOALS MADE

Season -
Career -

3-PT. FIELD GOALS ATTEMPTED

Season -
Career 1 at UAB (1/23/21)

FREE THROWS MADE

Season 7 vs. Pitt (2/18/23)
Career 9 at Louisiana Tech (1/27/22)

FREE THROWS ATTEMPTED

Season 9 vs. Pitt (2/18/23)
Career 10 at Louisiana Tech (1/27/22)

CAREER STATS

SEASON	TEAM	GP-GS	MIN/AVG	FG-FGA	FG%	3FG-3FGA	3FG%	FT-FTA	FT%	OFF	DEF	TOT	AVG	PF-FO	A	TO	BLK	STL	PTS	AVG
2020-21	Rice	13-0	131/10.1	19-29	.655	0-1	.000	20-25	.800	11	24	35	2.7	25-0	6	15	4	3	58	4.5
2021-22	Rice	33-3	454/13.8	93-150	.620	0-0	.000	67-99	.677	58	79	137	4.2	67-1	12	40	8	4	253	7.7
2022-23	VT	31-0	276/8.9	33-50	.660	0-0	.000	43-57	.754	27	35	62	2.0	46-0	8	16	5	5	109	3.5
TOTAL FOR VT		31-0	276/8.9	33-50	.660	0-0	.000	43-57	.754	27	35	62	2.0	46-0	8	16	5	5	109	3.5
TOTAL		77-3	860/11.2	145-229	.633	0-1	.000	130-181	.718	96	138	234	3.0	138-1	26	71	17	12	420	5.5

- Has drawn high praise from Coach Young since arriving in Blacksburg – credits his footwork and hands.
- Tallied 311 career points and 172 career rebounds.
- Averaged 6.8 points and 3.7 rebounds per game for his career as an Owl.
- Recorded a pair of double-doubles in 2021-22.
- Connected on 70.2% (87-124) of his attempts from the floor in two seasons at Rice.
- One of five players to play all 33 games for the Owls in 2021-22.
- His 62.0 field-goal percentage was the seventh-highest in a season in program history in 2021-22.
- Reached double-figure scoring 14 times in 2021-22, leading the Owls in scoring and rebounding five times.

Name pronounced: muh-LIE-juhl POH-teet

2022-23 GAME-BY-GAME STATS

Opponent	Date	GS	MIN	Total		3-Pointers		Free throws		Rebounds			PF	A	TO	BLK	STL	PTS	AVG	
				FG-FGA	PCT	3FG-3FGA	PCT	FT-FTA	PCT	OFF	DEF	TOT								
Delaware St.	11/07/2022		16:37	2-3	.667	0-0	.000	5-7	.714	3	1	4	4.0	3	1	1	1	1	9	9.0
Lehigh	11/10/2022		12:29	3-6	.500	0-0	.000	0-0	.000	2	1	3	3.5	0	0	1	0	6	7.5	
William & Mary	11/13/2022		13:14	3-4	.750	0-0	.000	0-0	.000	2	2	4	3.7	1	1	0	0	6	7.0	
vs Old Dominion	11/17/2022		06:33	0-0	.000	0-0	.000	2-2	1.000	1	1	2	3.3	3	0	0	1	2	5.8	
vs Penn St.	11/18/2022		07:50	2-5	.400	0-0	.000	2-2	1.000	0	1	1	2.8	1	0	1	1	6	5.8	
at Col. of Charleston	11/20/2022		08:40	0-0	.000	0-0	.000	0-0	.000	0	0	0	2.3	3	0	0	0	0	4.8	
Charleston So.	11/25/2022		05:34	0-0	.000	0-0	.000	0-0	.000	0	1	1	2.1	0	0	0	0	0	4.1	
Minnesota	11/28/2022		11:17	4-5	.800	0-0	.000	0-0	.000	1	0	1	2.0	4	0	1	0	8	4.6	
North Carolina	12/04/2022		04:18	0-0	.000	0-0	.000	0-0	.000	0	1	1	1.9	2	0	0	0	0	4.1	
Dayton	12/07/2022		12:15	1-1	1.000	0-0	.000	2-2	1.000	0	1	1	1.8	2	0	1	0	4	4.1	
vs Oklahoma St.	12/11/2022		15:21	1-2	.500	0-0	.000	6-6	1.000	2	4	6	2.2	3	1	0	0	8	4.5	
Grambling	12/17/2022		11:03	2-3	.667	0-0	.000	0-0	.000	1	2	3	2.3	0	0	3	0	1	4	4.4
at Boston College	12/21/2022		09:15	0-1	.000	0-0	.000	1-2	.500	2	1	3	2.3	0	1	0	0	1	4.2	
at Wake Forest	12/31/2022		17:35	4-4	1.000	0-0	.000	1-1	1.000	2	3	5	2.5	3	0	1	0	9	4.5	
Clemson	01/04/2023		24:14	2-2	1.000	0-0	.000	4-7	.571	1	3	4	2.6	2	1	1	1	8	4.7	
NC State	01/07/2023		06:03	0-0	.000	0-0	.000	1-2	.500	0	0	0	2.4	2	0	0	0	1	4.5	
at Syracuse	01/11/2023		02:15	0-0	.000	0-0	.000	0-0	.000	0	0	0	2.3	3	0	1	0	0	4.2	
at Virginia	01/18/2023		01:54	0-0	.000	0-0	.000	0-0	.000	0	0	0	2.2	0	1	0	0	0	4.0	
at Clemson	01/21/2023		04:53	0-0	.000	0-0	.000	0-0	.000	0	0	0	2.1	1	0	1	0	0	3.8	
Duke	01/23/2023		05:56	1-1	1.000	0-0	.000	2-2	1.000	0	1	1	2.0	3	0	2	0	4	3.8	
Syracuse	01/28/2023		04:15	1-1	1.000	0-0	.000	0-2	.000	0	0	0	1.9	1	0	0	0	2	3.7	
at Miami (FL)	01/31/2023		07:31	2-2	1.000	0-0	.000	4-5	.800	0	0	0	1.8	0	0	0	0	8	3.9	
Virginia	02/04/2023		02:12	0-0	.000	0-0	.000	0-0	.000	0	1	1	1.8	0	0	0	0	0	3.7	
Boston College	02/08/2023		02:53	0-0	.000	0-0	.000	0-0	.000	0	0	0	1.7	1	0	1	0	0	3.6	
at Notre Dame	02/11/2023		07:16	0-1	.000	0-0	.000	3-4	.750	2	2	4	1.8	0	1	0	0	3	3.6	
at Georgia Tech	02/15/2023		08:33	0-0	.000	0-0	.000	1-2	.500	0	0	0	1.7	3	0	0	1	0	3.5	
Pittsburgh	02/18/2023		19:42	4-5	.800	0-0	.000	7-9	.778	2	4	6	1.9	2	2	2	0	15	3.9	
Miami (FL)	02/21/2023		05:00	1-1	1.000	0-0	.000	0-0	.000	0	0	0	1.8	0	0	0	0	2	3.8	
at Duke	02/25/2023		06:40	0-3	.000	0-0	.000	2-2	1.000	2	3	5	1.9	1	0	0	0	2	3.8	
at Louisville	02/28/2023		07:00	0-0	.000	0-0	.000	0-0	.000	4	2	6	2.1	2	0	0	0	0	3.6	
Florida St.	03/04/2023		07:25	0-0	.000	0-0	.000	0-0	.000	0	0	0	2.0	0	1	0	0	1	0	3.5
Totals		0	275:44	33-50	.660	0-0	.000	43-57	.754	27	35	62	2.0	46	8	16	5	5	109	3.5

Player Averages

Games Played	Minutes/game	Points/game	FG Pct	3FG Pct	FT Pct	Rebounds/game	Assists/game	Turnovers/game	Assist/Turnover ratio	Steals/game	Blocks/game
31	8.9	3.5	66.0	0.0	75.4	2.0	0.3	0.5	0.5	0.2	0.2

PRODUCTION TRACKER

	This Season	Career
Scored 10+ Points	1	17
Had 10+ Rebounds	-	2
Had Multiple Blocks	-	-
Led Tech in Blocks	1	1
Had Multiple Steals	-	1
Shot over 50% from the floor	14	42
Played 10+ Minutes	10	44
Shot 5+ Free Throws	5	10
Had Multiple Dunks	3	3



VIRGINIA TECH MEN'S BASKETBALL

COMBINED TEAM STATS

Game Records

Record	Overall	Home	Away	Neutral
ALL GAMES	18-13	13-4	2-9	3-0
CONFERENCE	8-12	6-4	2-8	0-0
NON-CONFERENCE	10-1	7-0	0-1	3-0

Score by Periods

Team	1st	2nd	OT	TOT
Virginia Tech	1159	1140	6	2305
Opponents	1007	1123	11	2141

Team Box Score

No.	Player				Total		3-Point		F-Throw		Rebounds											
		GP-GS	MIN	AVG	FG-FGA	FG%	3FG-3FGA	3FG%	FT-FTA	FT%	OFF	DEF	TOT	AVG	PF	DQ	A	TO	BLK	STL	PTS	AVG
21	BASILE, Grant	31-30	868:25	28.0	196-378	.519	62-156	.397	56-80	.700	44	128	172	5.5	73	1	56	52	38	14	510	16.5
3	PEDULLA, Sean	31-31	1106:04	35.7	167-397	.421	63-180	.350	81-93	.871	13	102	115	3.7	85	3	119	63	6	40	478	15.4
25	MUTTS, Justyn	30-30	1000:50	33.4	160-286	.559	13-37	.351	55-89	.618	57	162	219	7.3	75	0	143	85	23	47	388	12.9
0	CATTOOR, Hunter	27-27	918:20	34.0	93-215	.433	71-167	.425	35-47	.745	7	98	105	3.9	48	0	66	24	4	26	292	10.8
13	MADDOX, Darius	20-19	590:23	29.5	64-171	.374	20-62	.323	21-24	.875	26	37	63	3.2	35	0	22	12	7	11	169	8.5
1	RICE, Rodney	5-0	99:40	19.9	9-35	.257	6-24	.250	6-8	.750	1	11	12	2.4	7	0	5	4	1	5	30	6.0
15	KIDD, Lynn	31-5	394:57	12.7	72-109	.661	0-0	.000	17-29	.586	33	80	113	3.6	53	0	19	21	14	9	161	5.2
2	COLLINS, MJ	31-13	753:27	24.3	47-130	.362	18-63	.286	24-30	.800	16	59	75	2.4	41	0	43	17	0	9	136	4.4
34	POTEAT, Mylyjael	31-0	275:44	8.9	33-50	.660	0-0	.000	43-57	.754	27	35	62	2.0	46	0	8	16	5	5	109	3.5
11	CAMDEN, John	22-0	180:50	8.2	9-35	.257	6-25	.240	5-9	.556	6	16	22	1.0	17	0	4	2	2	0	29	1.3
14	DAWYOT, Owyn	5-0	05:53	1.2	1-2	.500	0-1	.000	0-0	.000	0	1	1	0.2	1	0	0	0	0	0	2	0.4
10	JOHNSON, Camden	9-0	24:36	2.7	0-3	.000	0-1	.000	1-2	.500	3	3	6	0.7	2	0	4	1	0	0	1	0.1
33	WARD, Michael	5-0	05:53	1.2	0-2	.000	0-1	.000	0-0	.000	0	0	0	0.0	0	0	0	1	0	0	0	0.0
Team											39	45	84					9				
Total		31	6225		851-1813	.469	259-717	.361	344-468	.735	272	777	1049	33.8	483	4	489	307	100	166	2305	74.4
Opponents		31	6225		800-1818	.440	217-648	.335	324-461	.703	296	747	1043	33.6	482	4	384	345	109	175	2141	69.1

Team Statistics

	VT	OPP
Scoring	2305	2141
Points per game	74.4	69.1
Scoring margin	+5.3	-
Field goals-att	851-1813	800-1818
Field goal pct	.469	.440
3 point fg-att	259-717	217-648
3-point FG pct	.361	.335
3-pt FG made per game	8.4	7.0
Free throws-att	344-468	324-461
Free throw pct	.735	.703
F-Throws made per game	11.1	10.5
Rebounds	1049	1043
Rebounds per game	33.8	33.6
Rebounding margin	+0.2	-
Assists	489	384
Assists per game	15.8	12.4
Turnovers	307	345
Turnovers per game	9.9	11.1
Turnover margin	+1.2	-
Assist/turnover ratio	1.6	1.1
Steals	166	175
Steals per game	5.4	5.6
Blocks	100	109
Blocks per game	3.2	3.5
Winning streak	2	-
Home win streak	1	-
Attendance	143324	96137
Home games-Avg/Game	17-8431	11-8740
Neutral site-Avg/Game	-	3-4071

Team Results

Date	Opponent		Score	Att.
11/07/2022	Delaware St.	W	95-57	7899
11/10/2022	Lehigh	W	78-52	7541
11/13/2022	William & Mary	W	94-77	7936
11/17/2022	vs Old Dominion	W	75-71	2155
11/18/2022	vs Penn St.	W	61-59	2030
11/20/2022	at Col. of Charleston	L	75-77	5405
11/25/2022	Charleston So.	W	69-64	8925
11/28/2022	Minnesota	W	67-57	7870
12/04/2022	North Carolina	W	80-72	8925
12/07/2022	Dayton	W	77-49	7702
12/11/2022	vs Oklahoma St.	W	70-65	8028
12/17/2022	Grambling	W	74-48	7587
12/21/2022	at Boston College	Lot	65-70	4012
12/31/2022	at Wake Forest	L	75-77	8709
01/04/2023	Clemson	L	65-68	7539
01/07/2023	NC State	L	69-73	8925
01/11/2023	at Syracuse	L	72-82	16158
01/18/2023	at Virginia	L	68-78	14629
01/21/2023	at Clemson	L	50-51	9000
01/23/2023	Duke	W	78-75	8925
01/28/2023	Syracuse	W	85-70	8925
01/31/2023	at Miami (FL)	L	83-92	5834
02/04/2023	Virginia	W	74-68	8925
02/08/2023	Boston College	L	76-82	8925
02/11/2023	at Notre Dame	W	93-87	6632
02/15/2023	at Georgia Tech	L	70-77	4565
02/18/2023	Pittsburgh	W	79-72	8925
02/21/2023	Miami (FL)	L	70-76	8925
02/25/2023	at Duke	L	65-81	9314
02/28/2023	at Louisville	W	71-54	11879
03/04/2023	Florida St.	W	82-60	8925

VIRGINIA TECH MEN'S BASKETBALL

COMBINED TEAM STATS (ACC-ONLY)

Game Records

Record	Overall	Home	Away	Neutral
ALL GAMES	8-12	6-4	2-8	0-0
CONFERENCE	8-12	6-4	2-8	0-0
NON-CONFERENCE	0-0	0-0	0-0	0-0

Score by Periods

Team	1st	2nd	OT	TOT
Virginia Tech	711	753	6	1470
Opponents	696	758	11	1465

Team Box Score

No.	Player				Total		3-Point		F-Throw		Rebounds											
		GP-GS	MIN	AVG	FG-FGA	FG%	3FG-3FGA	3FG%	FT-FTA	FT%	OFF	DEF	TOT	AVG	PF	DQ	A	TO	BLK	STL	PTS	AVG
21	BASILE, Grant	20-20	578:33	28.9	139-268	.519	37-96	.385	39-56	.696	33	76	109	5.5	56	1	35	32	15	10	354	17.7
3	PEDULLA, Sean	20-20	732:35	36.6	94-250	.376	40-122	.328	57-61	.934	9	68	77	3.9	64	2	75	47	4	28	285	14.3
25	MUTTS, Justyn	20-20	702:54	35.1	114-208	.548	7-24	.292	39-60	.650	43	100	143	7.2	52	0	109	61	16	29	274	13.7
0	CATTOOR, Hunter	16-16	570:26	35.7	59-131	.450	48-107	.449	19-25	.760	4	56	60	3.8	33	0	48	17	2	16	185	11.6
13	MADDOX, Darius	9-8	256:51	28.5	21-68	.309	10-27	.370	8-9	.889	10	18	28	3.1	19	0	10	4	4	6	60	6.7
1	RICE, Rodney	5-0	99:40	19.9	9-35	.257	6-24	.250	6-8	.750	1	11	12	2.4	7	0	5	4	1	5	30	6.0
15	KIDD, Lynn	20-3	253:16	12.7	47-70	.671	0-0	.000	10-19	.526	20	57	77	3.9	36	0	10	13	9	7	104	5.2
2	COLLINS, MJ	20-13	535:60	26.8	33-87	.379	15-42	.357	19-24	.792	14	41	55	2.8	28	0	27	13	0	6	100	5.0
34	POTEAT, Mylyjael	20-0	154:51	7.7	15-21	.714	0-0	.000	26-38	.684	15	21	36	1.8	26	0	5	9	2	2	56	2.8
11	CAMDEN, John	15-0	134:30	9.0	6-25	.240	4-16	.250	5-9	.556	5	11	16	1.1	10	0	4	1	2	0	21	1.4
10	JOHNSON, Camden	3-0	04:00	1.3	0-2	.000	0-1	.000	1-2	.500	2	1	3	1.0	0	0	0	0	0	0	1	0.3
14	DAWYOT, Owyn	1-0	00:43	0.7	0-0	.000	0-0	.000	0-0	.000	0	0	0	0.0	0	0	0	0	0	0	0	0.0
33	WARD, Michael	1-0	00:43	0.7	0-2	.000	0-1	.000	0-0	.000	0	0	0	0.0	0	0	0	0	0	0	0	0.0
Team											21	25	46					7				
Total		20	4025		537-1167	.460	167-460	.363	229-311	.736	177	485	662	33.1	331	3	328	208	55	109	1470	73.5
Opponents		20	4025		535-1162	.460	143-415	.345	252-346	.728	181	490	671	33.6	313	3	261	208	76	121	1465	73.3

Team Statistics

	VT	OPP
Scoring	1470	1465
Points per game	73.5	73.3
Scoring margin	+0.3	-
Field goals-att	537-1167	535-1162
Field goal pct	.460	.460
3 point fg-att	167-460	143-415
3-point FG pct	.363	.345
3-pt FG made per game	8.4	7.2
Free throws-att	229-311	252-346
Free throw pct	.736	.728
F-Throws made per game	11.5	12.6
Rebounds	662	671
Rebounds per game	33.1	33.6
Rebounding margin	-0.5	-
Assists	328	261
Assists per game	16.4	13.1
Turnovers	208	208
Turnovers per game	10.4	10.4
Turnover margin	0.0	-
Assist/turnover ratio	1.6	1.3
Steals	109	121
Steals per game	5.5	6.1
Blocks	55	76
Blocks per game	2.8	3.8
Winning streak	2	-
Home win streak	1	-
Attendance	87864	90732
Home games-Avg/Game	10-8786	10-9073
Neutral site-Avg/Game	-	0-0

Team Results

Date	Opponent		Score	Att.
12/04/2022	North Carolina	W	80-72	8925
12/21/2022	at Boston College	Lot	65-70	4012
12/31/2022	at Wake Forest	L	75-77	8709
01/04/2023	Clemson	L	65-68	7539
01/07/2023	NC State	L	69-73	8925
01/11/2023	at Syracuse	L	72-82	16158
01/18/2023	at Virginia	L	68-78	14629
01/21/2023	at Clemson	L	50-51	9000
01/23/2023	Duke	W	78-75	8925
01/28/2023	Syracuse	W	85-70	8925
01/31/2023	at Miami (FL)	L	83-92	5834
02/04/2023	Virginia	W	74-68	8925
02/08/2023	Boston College	L	76-82	8925
02/11/2023	at Notre Dame	W	93-87	6632
02/15/2023	at Georgia Tech	L	70-77	4565
02/18/2023	Pittsburgh	W	79-72	8925
02/21/2023	Miami (FL)	L	70-76	8925
02/25/2023	at Duke	L	65-81	9314
02/28/2023	at Louisville	W	71-54	11879
03/04/2023	Florida St.	W	82-60	8925

VIRGINIA TECH MEN'S BASKETBALL

TEAM GAME-BY-GAME

Opponent	Date	Score	W	Total		3-Pointers		Free throws		Rebounds				PF	A	TO	BLK	STL	PTS	AVG
				FG-FGA	PCT	3FG-3FGA	PCT	FT-FTA	PCT	OFF	DEF	TOT	AVG							
Delaware St.	11/07/2022	95-57	W	33-60	.550	14-28	.500	15-20	.750	11	31	42	42.0	10	18	10	4	5	95	95.0
Lehigh	11/10/2022	78-52	W	31-58	.534	5-18	.278	11-16	.688	5	31	36	39.0	7	15	5	4	3	78	86.5
William & Mary	11/13/2022	94-77	W	33-59	.559	16-32	.500	12-12	1.000	9	19	28	35.3	18	19	7	5	4	94	89.0
vs Old Dominion	11/17/2022	75-71	W	25-56	.446	10-23	.435	15-21	.714	6	26	32	34.5	15	13	6	3	2	75	85.5
vs Penn St.	11/18/2022	61-59	W	26-58	.448	3-19	.158	6-9	.667	8	26	34	34.4	12	14	9	4	9	61	80.6
at Col. of Charleston	11/20/2022	75-77	L	33-66	.500	6-27	.222	3-5	.600	8	25	33	34.2	15	12	13	1	7	75	79.7
Charleston So.	11/25/2022	69-64	W	26-61	.426	6-21	.286	11-15	.733	14	23	37	34.6	11	14	7	4	1	69	78.1
Minnesota	11/28/2022	67-57	W	28-57	.491	5-14	.357	6-8	.750	11	31	42	35.5	17	12	14	8	2	67	76.8
North Carolina	12/04/2022	80-72	W	31-61	.508	7-19	.368	11-15	.733	10	29	39	35.9	21	16	10	0	4	80	77.1
Dayton	12/07/2022	77-49	W	31-63	.492	9-28	.321	6-7	.857	5	30	35	35.8	18	13	5	6	5	77	77.1
vs Oklahoma St.	12/11/2022	70-65	W	22-57	.386	7-20	.350	19-24	.792	11	26	37	35.9	18	12	10	3	11	70	76.5
Grambling	12/17/2022	74-48	W	26-51	.510	11-27	.407	11-20	.550	7	24	31	35.5	11	19	13	3	8	74	76.3
at Boston College	12/21/2022	65-70	Lot	27-66	.409	5-20	.250	6-9	.667	16	29	45	36.2	14	12	15	3	4	65	75.4
at Wake Forest	12/31/2022	75-77	L	27-59	.458	6-21	.286	15-19	.789	9	30	39	36.4	24	14	13	4	5	75	75.4
Clemson	01/04/2023	65-68	L	21-67	.313	9-24	.375	14-17	.824	12	30	42	36.8	17	12	11	3	4	65	74.7
NC State	01/07/2023	69-73	L	24-53	.453	5-18	.278	16-21	.762	6	23	29	36.3	21	12	11	4	5	69	74.3
at Syracuse	01/11/2023	72-82	L	29-67	.433	3-19	.158	11-14	.786	12	24	36	36.3	20	19	11	3	8	72	74.2
at Virginia	01/18/2023	68-78	L	27-55	.491	12-27	.444	2-2	1.000	5	22	27	35.8	13	19	8	4	3	68	73.8
at Clemson	01/21/2023	50-51	L	18-53	.340	6-22	.273	8-12	.667	7	27	34	35.7	15	13	14	2	9	50	72.6
Duke	01/23/2023	78-75	W	28-49	.571	10-19	.526	12-19	.632	5	22	27	35.3	16	16	11	2	5	78	72.9
Syracuse	01/28/2023	85-70	W	32-60	.533	13-32	.406	8-15	.533	12	25	37	35.3	17	26	15	2	7	85	73.4
at Miami (FL)	01/31/2023	83-92	L	29-51	.569	7-17	.412	18-20	.900	2	19	21	34.7	15	14	14	3	7	83	73.9
Virginia	02/04/2023	74-68	W	27-53	.509	7-18	.389	13-17	.765	3	28	31	34.5	12	19	8	3	4	74	73.9
Boston College	02/08/2023	76-82	L	26-62	.419	10-32	.313	14-21	.667	9	21	30	34.3	17	15	5	5	3	76	74.0
at Notre Dame	02/11/2023	93-87	W	32-56	.571	9-21	.429	20-25	.800	7	22	29	34.1	13	19	5	1	3	93	74.7
at Georgia Tech	02/15/2023	70-77	L	30-73	.411	6-23	.261	4-8	.500	15	25	40	34.3	21	19	10	4	9	70	74.5
Pittsburgh	02/18/2023	79-72	W	25-45	.556	9-19	.474	20-28	.714	7	23	30	34.2	20	17	11	2	2	79	74.7
Miami (FL)	02/21/2023	70-76	L	28-60	.467	9-27	.333	5-7	.714	7	24	31	34.1	14	17	12	2	6	70	74.5
at Duke	02/25/2023	65-81	L	23-57	.404	8-19	.421	11-16	.688	8	18	26	33.8	17	12	9	1	6	65	74.2
at Louisville	02/28/2023	71-54	W	24-64	.375	10-29	.345	13-17	.765	18	21	39	34.0	11	16	5	4	7	71	74.1
Florida St.	03/04/2023	82-60	W	29-56	.518	16-34	.471	8-9	.889	7	23	30	33.8	13	21	10	3	8	82	74.4
Total		2305		851-1813	.469	259-717	.361	344-468	.735	272	777	1049	33.8	483	489	307	100	166	2305	74.4
Opponents		2141		800-1818	.440	217-648	.335	324-461	.703	296	747	1043	33.6	482	384	345	109	175	2141	69.1

Virginia Tech Averages

Games Played	Points/game	FG Pct	3FG Pct	FT Pct	Rebounds/game	Assists/game	Turnovers/game	Assist/Turnover ratio	Steals/game	Blocks/game
31	74.4	46.9	36.1	73.5	33.8	15.8	9.9	1.6	5.4	3.2

OPPONENTS GAME-BY-GAME

Opponent	Date	Score		Total		3-Pointers		Free throws		Rebounds										
				FG-FGA	PCT	3FG-3FGA	PCT	FT-FTA	PCT	OFF	DEF	TOT	AVG	PF	A	TO	BLK	STL	PTS	AVG
Delaware St.	11/07/2022	95-57	W	24-62	.387	4-16	.250	5-7	.714	7	17	24	24.0	18	9	12	2	5	57	57.0
Lehigh	11/10/2022	78-52	W	23-63	.365	5-21	.238	1-2	.500	9	23	32	28.0	17	12	11	1	4	52	54.5
William & Mary	11/13/2022	94-77	W	29-58	.500	11-22	.500	8-12	.667	10	17	27	27.7	15	12	12	2	3	77	62.0
vs Old Dominion	11/17/2022	75-71	W	29-71	.408	6-19	.316	7-12	.583	18	28	46	32.3	16	10	7	6	4	71	64.3
vs Penn St.	11/18/2022	61-59	W	23-56	.411	11-30	.367	2-4	.500	8	26	34	32.6	12	15	14	0	6	59	63.2
at Col. of Charleston	11/20/2022	75-77	L	30-59	.508	8-23	.348	9-12	.750	6	27	33	32.7	14	11	14	3	9	77	65.5
Charleston So.	11/25/2022	69-64	W	26-60	.433	8-22	.364	4-8	.500	14	24	38	33.4	14	12	10	2	2	64	65.3
Minnesota	11/28/2022	67-57	W	22-60	.367	6-23	.261	7-14	.500	8	19	27	32.6	14	11	9	6	7	57	64.3
North Carolina	12/04/2022	80-72	W	24-51	.471	3-17	.176	21-27	.778	4	21	25	31.8	17	6	10	5	5	72	65.1
Dayton	12/07/2022	77-49	W	18-60	.300	3-15	.200	10-17	.588	15	27	42	32.8	11	7	12	3	1	49	63.5
vs Oklahoma St.	12/11/2022	70-65	W	22-55	.400	7-24	.292	14-19	.737	11	27	38	33.3	21	14	17	7	6	65	63.6
Grambling	12/17/2022	74-48	W	19-52	.365	5-18	.278	5-8	.625	9	22	31	33.1	17	10	19	1	7	48	62.3
at Boston College	12/21/2022	65-70	Lot	29-72	.403	3-19	.158	9-12	.750	17	23	40	33.6	14	12	9	3	7	70	62.9
at Wake Forest	12/31/2022	75-77	L	23-63	.365	11-28	.393	20-26	.769	14	24	38	33.9	16	12	7	2	5	77	63.9
Clemson	01/04/2023	65-68	L	22-53	.415	9-23	.391	15-18	.833	2	34	36	34.1	21	11	14	4	5	68	64.2
NC State	01/07/2023	69-73	L	24-58	.414	5-21	.238	20-25	.800	12	26	38	34.3	18	7	11	3	7	73	64.8
at Syracuse	01/11/2023	72-82	L	30-59	.508	8-16	.500	14-22	.636	9	28	37	34.5	16	15	12	6	7	82	65.8
at Virginia	01/18/2023	68-78	L	29-57	.509	8-23	.348	12-13	.923	7	23	30	34.2	9	19	5	5	7	78	66.4
at Clemson	01/21/2023	50-51	L	18-47	.383	3-18	.167	12-15	.800	4	31	35	34.3	14	8	17	4	10	51	65.6
Duke	01/23/2023	78-75	W	29-60	.483	9-23	.391	8-12	.667	9	21	30	34.1	17	17	7	3	4	75	66.1
Syracuse	01/28/2023	85-70	W	23-49	.469	7-18	.389	17-24	.708	6	20	26	33.7	16	13	15	3	8	70	66.3
at Miami (FL)	01/31/2023	83-92	L	35-60	.583	8-19	.421	14-17	.824	7	20	27	33.4	16	18	11	3	10	92	67.5
Virginia	02/04/2023	74-68	W	25-61	.410	6-18	.333	12-18	.667	10	24	34	33.4	14	14	7	4	6	68	67.5
Boston College	02/08/2023	76-82	L	29-59	.492	12-24	.500	12-18	.667	10	30	40	33.7	16	24	11	3	1	82	68.1
at Notre Dame	02/11/2023	93-87	W	34-62	.548	13-30	.433	6-7	.857	6	20	26	33.4	19	14	6	1	1	87	68.8
at Georgia Tech	02/15/2023	70-77	L	26-58	.448	11-22	.500	14-26	.538	10	31	41	33.7	13	15	12	8	8	77	69.2
Pittsburgh	02/18/2023	79-72	W	28-60	.467	3-18	.167	13-19	.684	12	18	30	33.5	24	12	9	4	7	72	69.3
Miami (FL)	02/21/2023	70-76	L	27-64	.422	7-22	.318	15-19	.789	14	25	39	33.7	11	10	11	3	8	76	69.5
at Duke	02/25/2023	65-81	L	30-53	.566	7-18	.389	14-17	.824	7	30	37	33.8	17	19	9	6	6	81	69.9
at Louisville	02/28/2023	71-54	W	24-57	.421	2-14	.143	4-9	.444	14	24	38	34.0	15	5	12	3	3	54	69.4
Florida St.	03/04/2023	82-60	W	26-59	.441	8-24	.333	0-2	.000	7	17	24	33.6	10	10	13	3	6	60	69.1
Total		2141		800-1818	.440	217-648	.335	324-461	.703	296	747	1043	33.6	482	384	345	109	175	2141	69.1
Virginia Tech		2305		851-1813	.469	259-717	.361	344-468	.735	272	777	1049	33.8	483	489	307	100	166	2305	74.4

Opponents Averages

Games Played	Points/game	FG Pct	3FG Pct	FT Pct	Rebounds/game	Assists/game	Turnovers/game	Assist/Turnover ratio	Steals/game	Blocks/game
31	69.1	44.0	33.5	70.3	33.6	12.4	11.1	1.1	5.6	3.5

TEAM CATEGORY LEADERS

Points

##	Player	G	Pts	Pts/G
21	Basile, Grant	31	510	16.5
3	Pedulla, Sean	31	478	15.4
25	Mutts, Justyn	30	388	12.9
0	Cattoor, Hunter	27	292	10.8
13	Maddox, Darius	20	169	8.5
15	Kidd, Lynn	31	161	5.2
2	Collins, MJ	31	136	4.4
34	Poteat, Mylyjael	31	109	3.5
1	Rice, Rodney	5	30	6.0
11	Camden, John	22	29	1.3
14	Dawyot, Owyn	5	2	0.4
10	Johnson, Camden	9	1	0.1

Scoring Average

##	Player	G	Pts	Pts/G
21	Basile, Grant	31	510	16.5
3	Pedulla, Sean	31	478	15.4
25	Mutts, Justyn	30	388	12.9
0	Cattoor, Hunter	27	292	10.8
13	Maddox, Darius	20	169	8.5
1	Rice, Rodney	5	30	6.0
15	Kidd, Lynn	31	161	5.2
2	Collins, MJ	31	136	4.4
34	Poteat, Mylyjael	31	109	3.5
11	Camden, John	22	29	1.3
14	Dawyot, Owyn	5	2	0.4
10	Johnson, Camden	9	1	0.1

Field Goal Percentage

##	Player	FG	Att	Pct
15	Kidd, Lynn	72	109	.661
34	Poteat, Mylyjael	33	50	.660
25	Mutts, Justyn	160	286	.559
21	Basile, Grant	196	378	.519
14	Dawyot, Owyn	1	2	.500
0	Cattoor, Hunter	93	215	.433
3	Pedulla, Sean	167	397	.421
13	Maddox, Darius	64	171	.374
2	Collins, MJ	47	130	.362
1	Rice, Rodney	9	35	.257
11	Camden, John	9	35	.257

Field Goal Attempts

##	Player	G	Att	Att/G
3	Pedulla, Sean	31	397	12.8
21	Basile, Grant	31	378	12.2
25	Mutts, Justyn	30	286	9.5
0	Cattoor, Hunter	27	215	8.0
13	Maddox, Darius	20	171	8.6

Field Goals Made

##	Player	G	Made	Made/G
21	Basile, Grant	31	196	6.3
3	Pedulla, Sean	31	167	5.4
25	Mutts, Justyn	30	160	5.3
0	Cattoor, Hunter	27	93	3.4
15	Kidd, Lynn	31	72	2.3

3-Point FG Percentage

##	Player	3FG	Att	Pct
0	Cattoor, Hunter	71	167	.425
21	Basile, Grant	62	156	.397
25	Mutts, Justyn	13	37	.351
3	Pedulla, Sean	63	180	.350
13	Maddox, Darius	20	62	.323
2	Collins, MJ	18	63	.286
1	Rice, Rodney	6	24	.250
11	Camden, John	6	25	.240

3-Point FG Attempts

##	Player	G	Att	Att/G
3	Pedulla, Sean	31	180	5.8
0	Cattoor, Hunter	27	167	6.2
21	Basile, Grant	31	156	5.0
2	Collins, MJ	31	63	2.0
13	Maddox, Darius	20	62	3.1

3-Point FG Made

##	Player	G	Made	Made/G
0	Cattoor, Hunter	27	71	2.6
3	Pedulla, Sean	31	63	2.0
21	Basile, Grant	31	62	2.0
13	Maddox, Darius	20	20	1.0
2	Collins, MJ	31	18	0.6

TEAM CATEGORY LEADERS

Free Throw Percentage

##	Player	Made	Att	Pct
13	Maddox, Darius	21	24	.875
3	Pedulla, Sean	81	93	.871
2	Collins, MJ	24	30	.800
34	Poteat, Mylyjael	43	57	.754
1	Rice, Rodney	6	8	.750
0	Cattoor, Hunter	35	47	.745
21	Basile, Grant	56	80	.700
25	Mutts, Justyn	55	89	.618
15	Kidd, Lynn	17	29	.586
11	Camden, John	5	9	.556
10	Johnson, Camden	1	2	.500

Free Throw Attempts

##	Player	G	Att	Att/G
3	Pedulla, Sean	31	93	3.0
25	Mutts, Justyn	30	89	3.0
21	Basile, Grant	31	80	2.6
34	Poteat, Mylyjael	31	57	1.8
0	Cattoor, Hunter	27	47	1.7

Free Throws Made

##	Player	G	Made	Made/G
3	Pedulla, Sean	31	81	2.6
21	Basile, Grant	31	56	1.8
25	Mutts, Justyn	30	55	1.8
34	Poteat, Mylyjael	31	43	1.4
0	Cattoor, Hunter	27	35	1.3

Rebounds

##	Player	G	Reb	Reb/G
25	Mutts, Justyn	30	219	7.3
21	Basile, Grant	31	172	5.5
3	Pedulla, Sean	31	115	3.7
15	Kidd, Lynn	31	113	3.6
0	Cattoor, Hunter	27	105	3.9

Assists

##	Player	G	Ast	Ast/G
25	Mutts, Justyn	30	143	4.8
3	Pedulla, Sean	31	119	3.8
0	Cattoor, Hunter	27	66	2.4
21	Basile, Grant	31	56	1.8
2	Collins, MJ	31	43	1.4

Rebounds Average

##	Player	G	Reb	Reb/G
25	Mutts, Justyn	30	219	7.3
21	Basile, Grant	31	172	5.5
0	Cattoor, Hunter	27	105	3.9
3	Pedulla, Sean	31	115	3.7
15	Kidd, Lynn	31	113	3.6

Steals

##	Player	G	Stl	Stl/G
25	Mutts, Justyn	30	47	1.6
3	Pedulla, Sean	31	40	1.3
0	Cattoor, Hunter	27	26	1.0
21	Basile, Grant	31	14	0.5
13	Maddox, Darius	20	11	0.6

Offensive Rebounds

##	Player	G	OReb	OReb/G
25	Mutts, Justyn	30	57	1.9
21	Basile, Grant	31	44	1.4
15	Kidd, Lynn	31	33	1.1
34	Poteat, Mylyjael	31	27	0.9
13	Maddox, Darius	20	26	1.3

Blocked Shots

##	Player	G	Blk	Blk/G
21	Basile, Grant	31	38	1.2
25	Mutts, Justyn	30	23	0.8
15	Kidd, Lynn	31	14	0.5
13	Maddox, Darius	20	7	0.4
3	Pedulla, Sean	31	6	0.2

Defensive Rebounds

##	Player	G	DReb	DReb/G
25	Mutts, Justyn	30	162	5.4
21	Basile, Grant	31	128	4.1
3	Pedulla, Sean	31	102	3.3
0	Cattoor, Hunter	27	98	3.6
15	Kidd, Lynn	31	80	2.6

Minutes

##	Player	G	Min	Min/G
3	Pedulla, Sean	31	1106	35:41
25	Mutts, Justyn	30	1001	33:22
0	Cattoor, Hunter	27	918	34:01
21	Basile, Grant	31	868	28:01
2	Collins, MJ	31	753	24:18

TEAM CATEGORY LEADERS

Fouls

##	Player	G	PF	PF/G
3	Pedulla, Sean	31	85	2.7
25	Mutts, Justyn	30	75	2.5
21	Basile, Grant	31	73	2.4
15	Kidd, Lynn	31	53	1.7
0	Cattoor, Hunter	27	48	1.8

Turnovers

##	Player	G	TO	TO/G
25	Mutts, Justyn	30	85	2.8
3	Pedulla, Sean	31	63	2.0
21	Basile, Grant	31	52	1.7
0	Cattoor, Hunter	27	24	0.9
15	Kidd, Lynn	31	21	0.7

Foul Outs

##	Player	G	FO
3	Pedulla, Sean	31	3
21	Basile, Grant	31	1

TEAM GAME HIGHS

Virginia Tech - Game Highs

POINTS	95	Delaware St. (11/07/2022)
	94	William & Mary (11/13/2022)
	93	at Notre Dame (02/11/2023)
	85	Syracuse (01/28/2023)
	83	at Miami (FL) (01/31/2023)
FIELD GOALS MADE	33	at Col. of Charleston (11/20/2022)
	33	William & Mary (11/13/2022)
	33	Delaware St. (11/07/2022)
FIELD GOAL ATTEMPTS	73	at Georgia Tech (02/15/2023)
	67	at Syracuse (01/11/2023)
	67	Clemson (01/04/2023)
FIELD GOAL PERCENTAGE	.571 (32-56)	at Notre Dame (02/11/2023)
	.571 (28-49)	Duke (01/23/2023)
3 PT FG MADE	16	Florida St. (03/04/2023)
	16	William & Mary (11/13/2022)
3 PT FG ATTEMPTS	34	Florida St. (03/04/2023)
	32	Boston College (02/08/2023)
	32	Syracuse (01/28/2023)
	32	William & Mary (11/13/2022)
3 PT FG PERCENTAGE	.526 (10-19)	Duke (01/23/2023)
	.500 (16-32)	William & Mary (11/13/2022)
	.500 (14-28)	Delaware St. (11/07/2022)
FREE THROWS MADE	20	Pittsburgh (02/18/2023)
	20	at Notre Dame (02/11/2023)
FREE THROW ATTEMPTS	28	Pittsburgh (02/18/2023)
	25	at Notre Dame (02/11/2023)
FREE THROW PERCENTAGE	1.000 (12-12)	William & Mary (11/13/2022)
	1.000 (2-2)	at Virginia (01/18/2023)
REBOUNDS	45	at Boston College (12/21/2022)
	42	Clemson (01/04/2023)
	42	Minnesota (11/28/2022)
	42	Delaware St. (11/07/2022)
ASSISTS	26	Syracuse (01/28/2023)
	21	Florida St. (03/04/2023)
STEALS	11	vs Oklahoma St. (N) (12/11/2022)
	9	at Georgia Tech (02/15/2023)
	9	at Clemson (01/21/2023)
	9	vs Penn St. (N) (11/18/2022)
BLOCKED SHOTS	8	Minnesota (11/28/2022)
	6	Dayton (12/07/2022)
TURNOVERS	15	Syracuse (01/28/2023)
	15	at Boston College (12/21/2022)
FOULS	24	at Wake Forest (12/31/2022)
	21	at Georgia Tech (02/15/2023)
	21	NC State (01/07/2023)
	21	North Carolina (12/04/2022)

OPPONENT GAME HIGHS

Opponent - Game Highs

POINTS	92	at Miami (FL) (01/31/2023)
	87	at Notre Dame (02/11/2023)
	82	Boston College (02/08/2023)
	82	at Syracuse (01/11/2023)
	81	at Duke (02/25/2023)
FIELD GOALS MADE	35	at Miami (FL) (01/31/2023)
	34	at Notre Dame (02/11/2023)
FIELD GOAL ATTEMPTS	72	at Boston College (12/21/2022)
	71	vs Old Dominion (N) (11/17/2022)
FIELD GOAL PERCENTAGE	.583 (35-60)	at Miami (FL) (01/31/2023)
	.566 (30-53)	at Duke (02/25/2023)
3 PT FG MADE	13	at Notre Dame (02/11/2023)
	12	Boston College (02/08/2023)
3 PT FG ATTEMPTS	30	at Notre Dame (02/11/2023)
	30	vs Penn St. (N) (11/18/2022)
3 PT FG PERCENTAGE	.500 (12-24)	Boston College (02/08/2023)
	.500 (11-22)	at Georgia Tech (02/15/2023)
	.500 (11-22)	William & Mary (11/13/2022)
	.500 (8-16)	at Syracuse (01/11/2023)
FREE THROWS MADE	21	North Carolina (12/04/2022)
	20	NC State (01/07/2023)
	20	at Wake Forest (12/31/2022)
FREE THROW ATTEMPTS	27	North Carolina (12/04/2022)
	26	at Georgia Tech (02/15/2023)
	26	at Wake Forest (12/31/2022)
FREE THROW PERCENTAGE	.923 (12-13)	at Virginia (01/18/2023)
	.857 (6-7)	at Notre Dame (02/11/2023)
REBOUNDS	46	vs Old Dominion (N) (11/17/2022)
	42	Dayton (12/07/2022)
ASSISTS	24	Boston College (02/08/2023)
	19	at Duke (02/25/2023)
	19	at Virginia (01/18/2023)
STEALS	10	at Miami (FL) (01/31/2023)
	10	at Clemson (01/21/2023)
BLOCKED SHOTS	8	at Georgia Tech (02/15/2023)
	7	vs Oklahoma St. (N) (12/11/2022)
TURNOVERS	19	Grambling (12/17/2022)
	17	at Clemson (01/21/2023)
	17	vs Oklahoma St. (N) (12/11/2022)
FOULS	24	Pittsburgh (02/18/2023)
	21	Clemson (01/04/2023)
	21	vs Oklahoma St. (N) (12/11/2022)

TEAM GAME LOWS

Virginia Tech - Game Lows

POINTS	50		at Clemson (01/21/2023)
	61		vs Penn St. (N) (11/18/2022)
	65		at Duke (02/25/2023)
	65		Clemson (01/04/2023)
	65		at Boston College (12/21/2022)
FIELD GOALS MADE	18		at Clemson (01/21/2023)
	21		Clemson (01/04/2023)
FIELD GOAL ATTEMPTS	45		Pittsburgh (02/18/2023)
	49		Duke (01/23/2023)
FIELD GOAL PERCENTAGE	.313	(21-67)	Clemson (01/04/2023)
	.340	(18-53)	at Clemson (01/21/2023)
3 PT FG MADE	3		at Syracuse (01/11/2023)
	3		vs Penn St. (N) (11/18/2022)
3 PT FG ATTEMPTS	14		Minnesota (11/28/2022)
	17		at Miami (FL) (01/31/2023)
3 PT FG PERCENTAGE	.158	(3-19)	at Syracuse (01/11/2023)
	.158	(3-19)	vs Penn St. (N) (11/18/2022)
FREE THROWS MADE	2		at Virginia (01/18/2023)
	3		at Col. of Charleston (11/20/2022)
FREE THROW ATTEMPTS	2		at Virginia (01/18/2023)
	5		at Col. of Charleston (11/20/2022)
FREE THROW PERCENTAGE	.500	(4-8)	at Georgia Tech (02/15/2023)
	.533	(8-15)	Syracuse (01/28/2023)
REBOUNDS	21		at Miami (FL) (01/31/2023)
	26		at Duke (02/25/2023)
ASSISTS	12		at Duke (02/25/2023)
	12		NC State (01/07/2023)
	12		Clemson (01/04/2023)
	12		at Boston College (12/21/2022)
	12		vs Oklahoma St. (N) (12/11/2022)
	12		Minnesota (11/28/2022)
	12		at Col. of Charleston (11/20/2022)
STEALS	1		Charleston So. (11/25/2022)
	2		Pittsburgh (02/18/2023)
	2		Minnesota (11/28/2022)
	2		vs Old Dominion (N) (11/17/2022)
BLOCKED SHOTS	0		North Carolina (12/04/2022)
	1		at Duke (02/25/2023)
	1		at Notre Dame (02/11/2023)
	1		at Col. of Charleston (11/20/2022)
TURNOVERS	5		at Louisville (02/28/2023)
	5		at Notre Dame (02/11/2023)
	5		Boston College (02/08/2023)
	5		Dayton (12/07/2022)
	5		Lehigh (11/10/2022)
FOULS	7		Lehigh (11/10/2022)
	10		Delaware St. (11/07/2022)

OPPONENT GAME LOWS

Opponent - Game Lows

POINTS	48		Grambling (12/17/2022)
	49		Dayton (12/07/2022)
	51		at Clemson (01/21/2023)
	52		Lehigh (11/10/2022)
	54		at Louisville (02/28/2023)
FIELD GOALS MADE	18		at Clemson (01/21/2023)
	18		Dayton (12/07/2022)
FIELD GOAL ATTEMPTS	47		at Clemson (01/21/2023)
	49		Syracuse (01/28/2023)
FIELD GOAL PERCENTAGE	.300	(18-60)	Dayton (12/07/2022)
	.365	(23-63)	at Wake Forest (12/31/2022)
	.365	(23-63)	Lehigh (11/10/2022)
	.365	(19-52)	Grambling (12/17/2022)
3 PT FG MADE	2		at Louisville (02/28/2023)
	3		Pittsburgh (02/18/2023)
	3		at Clemson (01/21/2023)
	3		at Boston College (12/21/2022)
	3		Dayton (12/07/2022)
	3		North Carolina (12/04/2022)
3 PT FG ATTEMPTS	14		at Louisville (02/28/2023)
	15		Dayton (12/07/2022)
3 PT FG PERCENTAGE	.143	(2-14)	at Louisville (02/28/2023)
	.158	(3-19)	at Boston College (12/21/2022)
FREE THROWS MADE	0		Florida St. (03/04/2023)
	1		Lehigh (11/10/2022)
FREE THROW ATTEMPTS	2		Florida St. (03/04/2023)
	2		Lehigh (11/10/2022)
FREE THROW PERCENTAGE	.000	(0-2)	Florida St. (03/04/2023)
	.444	(4-9)	at Louisville (02/28/2023)
REBOUNDS	24		Florida St. (03/04/2023)
	24		Delaware St. (11/07/2022)
ASSISTS	5		at Louisville (02/28/2023)
	6		North Carolina (12/04/2022)
STEALS	1		at Notre Dame (02/11/2023)
	1		Boston College (02/08/2023)
	1		Dayton (12/07/2022)
BLOCKED SHOTS	0		vs Penn St. (N) (11/18/2022)
	1		at Notre Dame (02/11/2023)
	1		Grambling (12/17/2022)
	1		Lehigh (11/10/2022)
TURNOVERS	5		at Virginia (01/18/2023)
	6		at Notre Dame (02/11/2023)
FOULS	9		at Virginia (01/18/2023)
	10		Florida St. (03/04/2023)

VIRGINIA TECH MEN'S BASKETBALL

BOX SCORES

GAME 1: DELAWARE STATE

Official Basketball Box Score - Final													Game Time: 9:00 PM														
Delaware State at Virginia Tech													Game Duration: 1:50														
11/07/22 Cassell Coliseum, Blacksburg, Va.													Attendance: 7,899														
2022-23 Men's Basketball													Officials: Jamie Luckie, Jerry Heister, Chase Shaw														
Delaware State - 57													Record: 0-1														
NO. Name	Min	FG	3P	FT	Rebounds	Fouls	TP	AS	TO	ST	Blocks	+/-	Shooting By Period														
23 Brandon Stone	C	26:42	7-13	1-3	0-0	3 5 8	0 1	15	0	2	1	0	-24	1 st FG%	13-32	40.6%											
24 Raymond Somerville	C	24:24	3-8	0-0	2-2	1 3 4	1 2	8	2	1	0	-18	3 ^{PT} %	3-9	33.3%												
3 Martez Robinson	G	26:43	1-7	0-3	1-2	0 3 3	4 4	3	4	1	0	-37	FT%	2-3	66.7%												
5 Jevvinn Muniz	G	25:00	2-5	1-2	0-0	2 2 2	1 0	5	0	2	1	0	-21	2 nd FG%	11-30	36.7%											
11 Khyrie Staten	G	32:30	7-15	2-6	0-0	0 0 0	1 1	16	1	2	2	-35	3 ^{PT} %	1-7	14.3%												
15 Aaron Lemon-Warren		12:32	0-1	0-0	2-2	0 1 1	2 1	2	0	1	1	0	-3	FT%	3-4	75%											
20 Cameron Stitt		12:59	2-6	0-1	0-1	2 2 4	1 1	4	0	0	0	-19	GM FG%	24-62	38.7%												
2 Corey Perkins		05:03	1-3	0-1	0-0	0 0 0	2 2	2	2	0	0	-5	3 ^{PT} %	4-16	25.0%												
4 Kyle Johnson		08:46	0-2	0-0	0-0	0 0 0	0 0	0	0	0	0	-17	FT%	5-7	71.4%												
25 O'Koye Parker		02:39	0-0	0-0	0-0	0 0 0	1 0	0	0	1	0	0	-7	Dead Ball Rebounds: 2, 1													
22 Cory Barnes		05:33	0-0	0-0	0-0	1 1 3	0 0	0	0	0	0	-6															
10 Ronald Lucas		07:09	1-2	0-0	0-0	0 0 0	2 2	0	0	0	0	-2															
Team																											
Totals													24-62	4-16	5-7	7	17	24	18	10	57	9	12	5	2	4	-38

Official Basketball Box Score - Final													Game Time: 6:00 PM														
Lehigh at Virginia Tech													Game Duration: 1:51														
11/07/22 Cassell Coliseum, Blacksburg, Va.													Attendance: 7,841														
2022-23 Men's Basketball													Officials: Ted Valentine, Lee Cassell, Jeff Poon														
Lehigh - 52													Record: 0-2														
NO. Name	Min	FG	3P	FT	Rebounds	Fouls	TP	AS	TO	ST	Blocks	+/-	Shooting By Period														
35 Dominic Parolin	C	21:39	5-9	0-1	0-0	3 2 5	2 0	10	0	2	0	0	-17	1 st FG%	11-30	36.7%											
42 JT Tan	C	14:12	1-3	0-0	0-0	0 0 0	3 0	2	0	1	0	0	-1	3 ^{PT} %	2-11	18.2%											
5 Evan Taylor	G	23:13	2-9	0-3	0-0	1 4 5	3 0	4	0	0	0	-6	FT%	1-2	50%												
13 Keith Higgins Jr.	G	24:17	4-9	1-4	0-0	0 3 3	1 1	9	2	0	1	-15	2 nd FG%	12-33	36.4%												
22 Tyler Whitney-Sidney	G	24:41	3-7	1-2	1-2	1 3 4	1 1	8	1	2	3	0	-18	3 ^{PT} %	3-10	30.0%											
2 Jakob Alimudun		25:49	6-12	2-6	0-0	0 4 4	1 0	14	1	0	0	-8	GM FG%	23-63	36.5%												
32 Henri Adiasa		10:31	1-3	0-0	0-0	0 0 0	2 0	2	0	0	0	-10	3 ^{PT} %	5-21	23.8%												
55 Jalin Sinclair		24:20	0-5	0-2	0-0	0 2 2	3 1	0	7	3	0	-15	FT%	1-2	50.0%												
4 Reed Fenton		08:21	1-2	1-2	0-0	0 2 2	1 1	3	0	0	0	-13	Dead Ball Rebounds: 1, 1														
2 Jake Bellow		10:06	0-0	0-0	0-1	1 1 0	0 0	0	0	0	0	-5															
23 Bube Momah		06:31	0-3	0-0	0-1	1 2 0	1 0	0	0	0	1	-14															
25 Ben Knosman		03:03	0-0	0-0	0-0	0 0 0	1 0	0	1	0	0	-4															
20 Jayshen Saigal		01:59	0-0	0-0	0-0	0 0 0	0 0	0	0	0	0	-4															
21 Burke Chebuhar		01:18	0-1	0-0	0-0	0 0 0	0 0	0	0	0	0	-4															
Team																											
Totals													23-63	5-21	1-2	9	23	32	17	7	52	12	11	4	1	4	-26

Official Basketball Box Score - Final													Game Time: 6:00 PM														
Lehigh at Virginia Tech													Game Duration: 1:59														
11/07/22 TD Arena, Charleston, SC													Attendance: 2,155														
2022-23 Men's Basketball													Officials: Ted Valentine, Ron Groover, John Hampton														
Virginia Tech - 78													Record: 2-0														
NO. Name	Min	FG	3P	FT	Rebounds	Fouls	TP	AS	TO	ST	Blocks	+/-	Shooting By Period														
21 Grant Basile	F	29:04	12-16	6-9	0-0	2 8 10	1 0	30	1	4	1	1	30	1 st FG%	16-29	55.2%											
15 Lynn Kidd	C	22:47	3-4	0-0	2-2	4 6 10	1 3	8	3	2	0	0	22	3 ^{PT} %	3-9	33.3%											
0 Hunter Cattoor	G	25:22	2-6	1-4	1-2	1 2 3	0 6	6	2	0	0	2	29	FT%	6-9	66.7%											
3 Sean Pedulla	G	28:11	5-12	5-8	3-4	0 4 4	1 2	18	8	2	1	0	36	2 nd FG%	13-28	46.4%											
13 Darius Maddox	G	26:20	5-8	0-1	4-5	0 3 3	0 2	14	0	1	1	0	28	3 ^{PT} %	4-12	33.3%											
2 MJ Collins		22:25	2-7	0-2	0-0	2 2 0	0 4	2	1	1	0	0	23	FT%	9-11	81.8%											
34 Mylajael Poteat		16:37	2-3	0-0	5-7	3 1 4	3 5	9	1	1	1	0	8	GM FG%	33-60	55.0%											
11 John Camden		18:16	2-4	0-0	0-2	0 2 0	0 0	6	0	0	0	0	10	3 ^{PT} %	14-28	50.0%											
10 Camden Johnson		08:18	0-0	0-0	0-0	1 0 1	1 0	0	1	0	0	0	6	FT%	15-20	75.0%											
14 Owyn Dawyot		01:20	0-0	0-0	0-0	0 0 0	0 0	0	0	0	0	-1	Dead Ball Rebounds: 3, 0														
33 Michael Ward		01:20	0-0	0-0	0-0	0 0 0	0 0	0	0	0	0	-1															
Team																											
Totals													33-60	14-28	15-20	11	31	42	10	18	95	18	10	5	4	2	38

Official Basketball Box Score - Final													Game Time: 6:00 PM														
William and Mary at Virginia Tech													Game Duration: 1:50														
11/13/22 Cassell Coliseum, Blacksburg, Va.													Attendance: 7,936														
2022-23 Men's Basketball													Officials: Roger Ayers, Raymie Styons, Leslie Jones														
William and Mary - 77													Record: 1-2														
NO. Name	Min	FG	3P	FT	Rebounds	Fouls	TP	AS	TO	ST	Blocks	+/-	Shooting By Period														
5 Noah Collier	F	13:55	1-2	0-0	2-3	1 2 3	4 3	4	2	2	0	0	4	1 st FG%	14-32	43.8%											
35 Ben Wight	F	30:42	5-12	0-0	0-0	5 1 6	1 1	10	0	2	0	0	27	3 ^{PT} %	5-13	38.5%											
12 Tyler Rice	G	08:23	1-2	1-2	0-0	0 0 0	4 0	3	0	2	0	0	-14	FT%	2-3	66.7%											
21 Gabe Dorsey	G	24:12	5-7	1-6	0-0	1 3 4	1 2	14	0	1	1	0	-6	2 nd FG%	15-26	57.7%											
24 Chris Mullins	G	27:04	1-5	0-4	0-0	3 3 3	2 3	6	3	1	2	0	-13	3 ^{PT} %	6-9	66.7%											
11 Jack Karasiniski		25:21	2-5	0-2	0-1	1 1 2	1 5	4	1	1	0	-15	FT%	6-9	66.7%												
0 Anders Nelson		31:39	10-15	4-7	1-2	1 3 3	2 2	25	6	2	0	1	-5	GM FG%	29-58	50.0%											
4 Matthew Case		14:46	1-4	1-3	0-0	0 2 2	0 0	3	0	0	0	0	-13	3 ^{PT} %	9-12	75.0%											
15 Miguel Ayesa		06:43	0-1	0-0	0-1	1 1 0	0 0	0	0	0	0	-3	FT%	2-58	50.0%												
2 Chase Lowe		13:57	2-3	0-0	1-2	1 1 2	2 0	5	1	0	0	-1	Dead Ball Rebounds: 3, 0														
1 Jake Milkerit		01:58	1-1	1-1	0-0	0 0 0	0 0	0	0	0	0	-2															
33 Charlie Williams		01:58	0-1	0-0	0-0	1 1 0	0 0	0	0	0	0	-2															
25 Miles Hicks		01:12	0-0	0-0	0-0	0 0 0	0 0	0	0	0	0	-4															
Team																											
Totals													29-58	11-22	8-12	10	17	27	15	18	77	12	12	3	2	5	-17

Official Basketball Box Score - Final													Game Time: 6:00 PM														
William and Mary at Virginia Tech													Game Duration: 1:59														
11/13/22 TD Arena, Charleston, SC													Attendance: 2,155														
2022-23 Men's Basketball													Officials: Ted Valentine, Ron Groover, John Hampton														
Virginia Tech - 94													Record: 3-0														
NO. Name	Min	FG	3P	FT	Rebounds	Fouls	TP	AS	TO	ST	Blocks	+/-	Shooting By Period														
21 Grant Basile	F	19:58	5-8	3-6	0-0	2 2 2	2 0	13	1	1	3	0	15	1 st FG%	21-32	65.6%											
25 Justyn Mutts	F	24:37	1-2	0-0	0-0	1 3 4	4 4	21	6	4	1	0	28	3 ^{PT} %	11-16	68.8%											
0 Hunter Cattoor	G	29:18	7-11	6-10	2-2	0 3 3	1 3	22	3	0	0	0	29	FT%	4-4	100%											
3 Sean Pedulla	G	35:58	7-11	4-7	4-4	1 3 4	2 4	22	4	1	1	0	19	2 nd FG%	12-27	44.4%											
13 Darius Maddox	G	30:54	5-9	2-2	2-2	1 1 2	1 1	14	3	0	1	0	19	3 ^{PT} %	5-16	31.3%											
2 MJ Collins		16:08	2-7	1-3	2-2	0 0 0	4 1	7	0	0	0	0	5	FT%	8-9	100%											
15 Lynn Kidd		16:48	2-2	0-0	2-2	2 2 4	1 1	6	0	0	0	0	1	GM FG%	33-59	55.9%											
11 John Camden		08:43	1-4	0-3	0-0	1 1 0	2 0	2	0	1	0	0	-13	3 ^{PT} %	16-32	50.0%											
34 Mylajael Poteat		13:14	3-4	0-0	0-0	2 2 4	1 1	6	1	0	0	0	-7	FT%	12-12	100.0%											
10 Camden Johnson		01:58	0-0	0-0	0-0	0 0 0	0 0	0	1	0	0	0	-2	Dead Ball Rebounds: 0, 1													
14 Owyn Dawyot		01:12	0-1	0-1	0-0	1 1 0	0 0	0	0	0	0	-4															
33 Michael Ward		01:12	0-0	0-0	0-0	0 0 0	0 0	0	0	0	0	-4															
Team																											
Totals													33-59	16-32	12-12	9	19	28	15	18	94	19	7	4	5	2	17

Official Basketball Box Score - Final													Game Time: 6:00 PM			
William and Mary at Virginia Tech													Game Duration: 1:59			
11/13/22 TD Arena, Charleston, SC													Attendance: 2,155			
2022-23 Men's Basketball													Officials: Ted Valentine, Ron Groover, John Hampton			
Old Dominion - 71													Record: 2-2			
NO. Name	Min	FG	3P	FT	Rebounds	Fouls	TP	AS	TO	ST	Blocks	+/-	Shooting By Period			

VIRGINIA TECH MEN'S BASKETBALL

BOX SCORES

GAME 5: PENN STATE

Official Basketball Box Score - Final															Game Time: 12:00 PM		
Penn St. at Virginia Tech															Game Duration: 1:49		
11/18/22 TD Arena, Charleston, SC															Attendance: 1,49		
Penn State vs. Virginia Tech															Officials: John Higgins, Olandis Poole, John Gaffney		
Penn St. - 59															Record: 4-1 (0-1)		
NO.	Name	Min	FG	3P	FT	Rebounds	Fouls	TP	AS	TO	ST	Blocks	BS	BA	+/-	Shooting By Period	
1	Seth Lundy	F 33:49	1-5	0-2	2-4	2 7 9	3 3 4	3	0	0	0	0	0	0	3	1st FG% 11-28 39.3%	
4	Caleb Dorsey	F 06:03	0-1	0-1	0-0	0 1 1	0 0 0	0	0	1	0	0	0	-8	3PT% 5-14 35.7%		
10	Andrew Funk	G 36:37	8-16	5-11	0-0	0 1 1	1 0 21	1	1	1	1	0	1	0	FT% 2-2 100%		
11	Camren Wynter	G 17:19	1-4	0-1	0-0	0 1 1	0 0 2	0	4	1	0	0	-3	2nd FG% 12-28 42.9%			
22	Jalen Pickett	G 38:57	4-10	1-2	0-0	1 6 7	3 5 9	8	4	3	0	0	0	0	3PT% 6-16 37.5%		
3	Keblba Nije	05:00	1-3	0-0	0-0	0 1 1	1 1 2	0	0	0	0	0	-8	FT% 0-2 0%			
2	Myles Dread	30:02	5-11	5-11	0-0	2 2 4	2 0 15	0	1	1	0	1	3	GM FG% 23-56 41.1%			
23	Dallon Johnson	14:53	1-4	0-2	0-0	2 2 2	1 2 2	1	1	0	0	0	-7	3PT% 11-30 36.7%			
12	Evan Mahaffey	16:20	2-2	0-0	0-0	3 2 5	1 1 4	1	1	2	0	0	10	FT% 2-4 50.0%			
Team															Dead Ball Rebounds: 1, 0		
Totals															23-56 11-30 2-4 8 26 34 12 12 59 15 14 6 0 4 -2		
Virginia Tech - 61															Record: 5-0 (1-0)		
NO.	Name	Min	FG	3P	FT	Rebounds	Fouls	TP	AS	TO	ST	Blocks	BS	BA	+/-	Shooting By Period	
21	Grant Basile	F 26:35	7-11	1-3	2-3	0 4 4	2 3 17	3	1	1	3	0	2	3	1st FG% 16-36 44.4%		
25	Justyn Mutts	F 37:55	5-12	0-1	0-2	2 10 12	2 5 10	5	4	1	0	0	3	3PT% 3-15 20.0%			
0	Hunter Cattoor	G 38:04	1-6	1-5	0-0	4 4 4	1 1 3	1	0	4	0	0	-4	FT% 2-2 100%			
3	Sean Pedulla	G 37:55	5-13	0-6	0-0	1 1 1	1 1 10	3	1	3	0	0	3	2nd FG% 10-22 45.5%			
13	Darius Maddox	G 33:11	5-8	1-2	0-0	3 2 5	1 0 11	1	1	0	0	0	4	3PT% 0-4 0.0%			
2	MJ Collins	15:45	0-2	0-2	2-2	1 3 4	2 1 2	1	0	0	0	0	1	FT% 4-7 57.1%			
34	Myljajael Poteat	07:50	2-5	0-0	2-2	0 1 1	1 1 6	0	1	0	1	0	2	GM FG% 26-58 44.8%			
15	Lynn Kidd	02:45	1-1	0-0	0-0	0 0 0	2 0 2	0	1	0	0	0	-1	3PT% 3-19 15.8%			
Team															FT% 6-9 66.7%		
Totals															26-58 3-19 6-9 8 26 34 12 12 61 14 9 9 4 0 2		
Virginia Tech - 61															Record: 5-0 (1-0)		
NO.	Name	Min	FG	3P	FT	Rebounds	Fouls	TP	AS	TO	ST	Blocks	BS	BA	+/-	Shooting By Period	
21	Grant Basile	F 26:35	7-11	1-3	2-3	0 4 4	2 3 17	3	1	1	3	0	2	3	1st FG% 16-36 44.4%		
25	Justyn Mutts	F 37:55	5-12	0-1	0-2	2 10 12	2 5 10	5	4	1	0	0	3	3PT% 3-15 20.0%			
0	Hunter Cattoor	G 38:04	1-6	1-5	0-0	4 4 4	1 1 3	1	0	4	0	0	-4	FT% 2-2 100%			
3	Sean Pedulla	G 37:55	5-13	0-6	0-0	1 1 1	1 1 10	3	1	3	0	0	3	2nd FG% 10-22 45.5%			
13	Darius Maddox	G 33:11	5-8	1-2	0-0	3 2 5	1 0 11	1	1	0	0	0	4	3PT% 0-4 0.0%			
2	MJ Collins	15:45	0-2	0-2	2-2	1 3 4	2 1 2	1	0	0	0	0	1	FT% 4-7 57.1%			
34	Myljajael Poteat	07:50	2-5	0-0	2-2	0 1 1	1 1 6	0	1	0	1	0	2	GM FG% 26-58 44.8%			
15	Lynn Kidd	02:45	1-1	0-0	0-0	0 0 0	2 0 2	0	1	0	0	0	-1	3PT% 3-19 15.8%			
Team															FT% 6-9 66.7%		
Totals															26-58 3-19 6-9 8 26 34 12 12 61 14 9 9 4 0 2		
Virginia Tech - 61															Record: 5-0 (1-0)		
NO.	Name	Min	FG	3P	FT	Rebounds	Fouls	TP	AS	TO	ST	Blocks	BS	BA	+/-	Shooting By Period	
21	Grant Basile	F 26:35	7-11	1-3	2-3	0 4 4	2 3 17	3	1	1	3	0	2	3	1st FG% 16-36 44.4%		
25	Justyn Mutts	F 37:55	5-12	0-1	0-2	2 10 12	2 5 10	5	4	1	0	0	3	3PT% 3-15 20.0%			
0	Hunter Cattoor	G 38:04	1-6	1-5	0-0	4 4 4	1 1 3	1	0	4	0	0	-4	FT% 2-2 100%			
3	Sean Pedulla	G 37:55	5-13	0-6	0-0	1 1 1	1 1 10	3	1	3	0	0	3	2nd FG% 10-22 45.5%			
13	Darius Maddox	G 33:11	5-8	1-2	0-0	3 2 5	1 0 11	1	1	0	0	0	4	3PT% 0-4 0.0%			
2	MJ Collins	15:45	0-2	0-2	2-2	1 3 4	2 1 2	1	0	0	0	0	1	FT% 4-7 57.1%			
34	Myljajael Poteat	07:50	2-5	0-0	2-2	0 1 1	1 1 6	0	1	0	1	0	2	GM FG% 26-58 44.8%			
15	Lynn Kidd	02:45	1-1	0-0	0-0	0 0 0	2 0 2	0	1	0	0	0	-1	3PT% 3-19 15.8%			
Team															FT% 6-9 66.7%		
Totals															26-58 3-19 6-9 8 26 34 12 12 61 14 9 9 4 0 2		

Official Basketball Box Score - Final															Game Time: 12:00 PM		
Penn St. at Virginia Tech															Game Duration: 1:49		
11/18/22 TD Arena, Charleston, SC															Attendance: 1,49		
Penn State vs. Virginia Tech															Officials: John Higgins, Olandis Poole, John Gaffney		
Penn St. - 59															Record: 4-1 (0-1)		
NO.	Name	Min	FG	3P	FT	Rebounds	Fouls	TP	AS	TO	ST	Blocks	BS	BA	+/-	Shooting By Period	
1	Seth Lundy	F 33:49	1-5	0-2	2-4	2 7 9	3 3 4	3	0	0	0	0	0	3	1st FG% 11-28 39.3%		
4	Caleb Dorsey	F 06:03	0-1	0-1	0-0	0 1 1	0 0 0	0	0	1	0	0	0	-8	3PT% 5-14 35.7%		
10	Andrew Funk	G 36:37	8-16	5-11	0-0	0 1 1	1 0 21	1	1	1	1	0	1	0	FT% 2-2 100%		
11	Camren Wynter	G 17:19	1-4	0-1	0-0	0 1 1	0 0 2	0	4	1	0	0	-3	2nd FG% 12-28 42.9%			
22	Jalen Pickett	G 38:57	4-10	1-2	0-0	1 6 7	3 5 9	8	4	3	0	0	0	0	3PT% 6-16 37.5%		
3	Keblba Nije	05:00	1-3	0-0	0-0	0 1 1	1 1 2	0	0	0	0	0	-8	FT% 0-2 0%			
2	Myles Dread	30:02	5-11	5-11	0-0	2 2 4	2 0 15	0	1	1	0	1	3	GM FG% 23-56 41.1%			
23	Dallon Johnson	14:53	1-4	0-2	0-0	2 2 2	1 2 2	1	1	0	0	0	-7	3PT% 11-30 36.7%			
12	Evan Mahaffey	16:20	2-2	0-0	0-0	3 2 5	1 1 4	1	1	2	0	0	10	FT% 2-4 50.0%			
Team															Dead Ball Rebounds: 1, 0		
Totals															23-56 11-30 2-4 8 26 34 12 12 59 15 14 6 0 4 -2		
Virginia Tech - 61															Record: 5-0 (1-0)		
NO.	Name	Min	FG	3P	FT	Rebounds	Fouls	TP	AS	TO	ST	Blocks	BS	BA	+/-	Shooting By Period	
21	Grant Basile	F 26:35	7-11	1-3	2-3	0 4 4	2 3 17	3	1	1	3	0	2	3	1st FG% 16-36 44.4%		
25	Justyn Mutts	F 37:55	5-12	0-1	0-2	2 10 12	2 5 10	5	4	1	0	0	3	3PT% 3-15 20.0%			
0	Hunter Cattoor	G 38:04	1-6	1-5	0-0	4 4 4	1 1 3	1	0	4	0	0	-4	FT% 2-2 100%			
3	Sean Pedulla	G 37:55	5-13	0-6	0-0	1 1 1	1 1 10	3	1	3	0	0	3	2nd FG% 10-22 45.5%			
13	Darius Maddox	G 33:11	5-8	1-2	0-0	3 2 5	1 0 11	1	1	0	0	0	4	3PT% 0-4 0.0%			
2	MJ Collins	15:45	0-2	0-2	2-2	1 3 4	2 1 2	1	0	0	0	0	1	FT% 4-7 57.1%			
34	Myljajael Poteat	07:50	2-5	0-0	2-2	0 1 1	1 1 6	0	1	0	1	0	2	GM FG% 26-58 44.8%			
15	Lynn Kidd	02:45	1-1	0-0	0-0	0 0 0	2 0 2	0	1	0	0	0	-1	3PT% 3-19 15.8%			
Team															FT% 6-9 66.7%		
Totals															26-58 3-19 6-9 8 26 34 12 12 61 14 9 9 4 0 2		

Official Basketball Box Score - Final															Game Time: 12:00 PM		
Penn St. at Virginia Tech															Game Duration: 1:49		
11/18/22 TD Arena, Charleston, SC															Attendance: 1,49		
Penn State vs. Virginia Tech															Officials: John Higgins, Olandis Poole, John Gaffney		
Penn St. - 59															Record: 4-1 (0-1)		
NO.	Name	Min	FG	3P	FT	Rebounds	Fouls	TP	AS	TO	ST	Blocks	BS	BA	+/-	Shooting By Period	
1	Seth Lundy	F 33:49	1-5	0-2	2-4	2 7 9	3 3 4	3	0	0	0	0	0	3	1st FG% 11-28 39.3%		
4	Caleb Dorsey	F 06:03	0-1	0-1	0-0	0 1 1	0 0 0	0	0	1	0	0	0	-8	3PT% 5-14 35.7%		
10	Andrew Funk	G 36:37	8-16	5-11	0-0	0 1 1	1 0 21	1	1	1	1	0	1	0	FT% 2-2 100%		
11	Camren Wynter	G 17:19	1-4	0-1	0-0	0 1 1	0 0 2	0	4	1	0	0	-3	2nd FG% 12-28 42.9%			
22	Jalen Pickett	G 38:57	4-10	1-2	0-0	1 6 7	3 5 9	8	4	3	0	0	0	0	3PT% 6-16 37.5%		
3	Keblba Nije	05:00	1-3	0-0	0-0	0 1 1	1 1 2	0	0	0	0	0	-8	FT% 0-2 0%			
2	Myles Dread	30:02	5-11	5-11	0-0	2 2 4	2 0 15	0	1	1	0	1	3	GM FG% 23-56 41.1%			
23	Dallon Johnson	14:53	1-4	0-2	0-0	2 2 2	1 2 2	1	1	0	0	0	-7	3PT% 11-30 36.7%			
12	Evan Mahaffey	16:20	2-2	0-0	0-0	3 2 5	1 1 4	1	1	2	0	0	10	FT% 2-4 50.0%			
Team															Dead Ball Rebounds: 1, 0		
Totals															23-56 11-30 2-4 8 26 34 12 12 59 15 14 6 0 4 -2		

Official Basketball Box Score - Final															Game Time: 12:00 PM		
Penn St. at Virginia Tech															Game Duration: 1:49		
11/18/22 TD Arena, Charleston, SC															Attendance: 1,49		
Penn State vs. Virginia Tech															Officials: John Higgins, Olandis Poole, John Gaffney		
Penn St. - 59															Record: 4-1 (0-1)		
NO.	Name	Min	FG	3P	FT	Rebounds	Fouls	TP	AS	TO	ST	Blocks	BS	BA	+/-	Shooting By Period	
1	Seth Lundy	F 33:49	1-5	0-2	2-4	2 7 9	3 3 4	3	0	0	0	0	0	3	1st FG% 11-28 39.3%		
4	Caleb Dorsey	F 06:03	0-1	0-1	0-0	0 1 1	0 0 0	0	0	1	0	0	0	-8	3PT% 5-14 35.7%		
10	Andrew Funk	G 36:37	8-16	5-11	0-0	0 1 1	1 0 21										

VIRGINIA TECH MEN'S BASKETBALL

BOX SCORES

GAME 9: NORTH CAROLINA

North Carolina at Virginia Tech																	
Official Basketball Box Score - Final 12/04/22 Cassell Coliseum, Blacksburg, Va. 2022-23 Men's Basketball Game Time: 3:00 PM Game Duration: 2:03 Attendance: 8,955 Officials: Ted Valentine, Doug Simons, Clarence Armstrong																	
North Carolina - 72																	
NO. Name	Min	FG	3P	FT	Rebounds	Fouls	TP	AS	TO	ST	Blocks	+/					
		M-A	M-A	M-A	OR DR TOT	PF	FD				BS BA						
32 Pete Nance	F	36:18	6-13	1-3	5-6	1	9	10	2	4	18	0	4	0	0	0	-3
1 Leaky Black	G	24:43	1-3	0-1	0-0	0	1	1	3	2	1	0	0	0	2	0	-14
2 Caleb Love	G	31:27	5-10	2-5	6-9	0	3	3	6	18	2	3	1	1	0	0	-1
4 RJ Davis	G	35:28	6-11	0-4	6-7	0	4	4	4	6	18	1	2	2	1	0	-3
14 Puff Johnson	G	12:16	0-2	0-1	0-0	0	0	0	1	0	0	0	0	0	0	0	-8
10 Seth Trimble	G	22:48	3-3	0-0	0-0	1	2	3	1	1	6	1	0	1	1	0	-4
24 Tyler Nickel	G	25:00	3-5	0-1	2-3	1	1	2	1	2	8	1	0	0	0	0	1
3 Dontrez Styles	08:18	0-3	0-2	0-0	1	2	1	0	0	0	0	0	0	0	0	0	-3
22 Justin McKoy	02:20	0-1	0-0	2-2	0	0	0	0	1	2	0	0	0	0	0	0	-4
21 Will Shaver	01:22	0-0	0-0	0-0	0	0	0	1	0	0	0	0	0	0	0	0	-1
Totals		24:51	3-17	21-27	4	21	25	17	21	72	6	10	5	5	0	0	-8

Virginia Tech - 80																	
NO. Name	Min	FG	3P	FT	Rebounds	Fouls	TP	AS	TO	ST	Blocks	+/					
		M-A	M-A	M-A	OR DR TOT	PF	FD				BS BA						
21 Grant Basile	F	29:24	4-9	1-3	3-4	0	4	4	2	4	12	4	1	2	0	0	2
25 Justyn Mutts	F	38:13	12-16	1-1	2-2	2	9	11	2	5	27	4	5	1	0	0	10
0 Hunter Cattoor	G	29:12	5-7	3-4	0-1	0	3	3	2	13	1	0	0	0	0	1	7
3 Sean Pedulla	G	35:16	5-14	1-5	3-4	0	4	4	4	2	14	4	2	0	0	0	5
13 Darius Maddox	G	36:34	1-6	0-2	0-0	0	4	4	1	2	2	1	1	0	0	0	1
2 MJ Collins	G	21:03	2-7	1-4	3-4	5	3	8	3	2	8	1	0	0	0	0	3
34 Mylajael Poteat	04:18	0-0	0-0	0-0	1	1	2	0	0	0	0	0	0	0	0	0	-4
15 Lynn Kidd	06:00	2-2	0-0	0-0	1	0	1	1	4	0	0	0	0	0	0	0	1
Totals		31:61	7-19	11-15	10	29	39	21	17	80	16	10	4	0	5	8	

Shooting By Period												
1st	2nd	3rd	4th	OT								
FG%	19.2	39.1	11.1%									
3PT%	8.1	66.7%										
FT%	15.28	53.6%										
3PT%	2.8	25.0%										
FT%	13.15	86.7%										
GM FG%	24.51	47.1%										
3PT%	3.17	17.6%										
FT%	21.27	77.8%										

Technical Fouls: NONE												
Points from Heels/Hokies												
Points from	Heels	Hokies	Period by Period Scoring									
Turnovers	14	10	1st	2nd	TOT							
Paint	32	42	Heels	27	45	72						
Second Chance	4	8	Hokies	37	43	80						
Fast Breaks	12	10										
Bench	16	12										

Heels		Hokies	
Best lead	3 (1 st 18:42)	18 (2 nd 13:19)	
Best Scoring Run	8 (2 nd 6:56)	8 (1 st 14:12)	
Lead Changes	1		
Times Tied	1		
Time with Lead	01:26	36:50	

GAME 11: OKLAHOMA STATE

Oklahoma St. at Virginia Tech																	
Official Basketball Box Score - Final 12/11/22 Barclays Center, Brooklyn, NY 2022 Basketball Hall of Fame Invitational Game Time: 2:00 PM Game Duration: 2:05 Attendance: 8,955 Officials: Kipp Kissinger, Bert Smith, Bart Lenox																	
Oklahoma St. - 65																	
NO. Name	Min	FG	3P	FT	Rebounds	Fouls	TP	AS	TO	ST	Blocks	+/					
		M-A	M-A	M-A	OR DR TOT	PF	FD				BS BA						
22 Kalib Boone	F	27:13	6-10	0-0	3-4	3	4	7	3	4	15	0	2	1	4	1	-3
33 Moussa Cisse	C	29:30	3-5	0-0	6-9	1	6	7	4	5	12	1	2	0	1	0	1
0 Avery Anderson, III	G	28:24	5-9	3-5	2-2	0	2	2	2	3	15	4	5	3	1	0	-4
1 Bryce Thompson	G	28:10	2-9	0-4	0-0	1	1	4	0	4	4	4	0	0	0	1	4
51 John-Michael Wright	G	29:26	1-5	1-4	0-0	3	6	2	3	3	0	1	0	1	0	0	0
5 Caleb Asberry	G	24:43	2-8	2-8	2-2	0	3	3	2	8	2	1	0	0	0	0	13
23 Tyreek Smith	15:41	1-4	0-0	0-0	1	2	3	1	2	0	0	0	1	0	0	0	-3
2 Chris Harris Jr.	09:48	1-2	0-1	0-0	1	3	4	2	1	2	0	0	1	0	0	0	-4
13 Quion Williams	02:16	0-0	0-0	0-0	1	1	0	0	0	0	0	0	0	0	0	0	-1
4 Woody Newton	05:49	1-3	1-2	1-2	1	2	3	0	0	4	0	2	0	0	0	0	-2
Totals		22:55	7-24	14-19	11	27	38	21	18	65	14	17	6	7	3	5	

Virginia Tech - 70																	
NO. Name	Min	FG	3P	FT	Rebounds	Fouls	TP	AS	TO	ST	Blocks	+/					
		M-A	M-A	M-A	OR DR TOT	PF	FD				BS BA						
21 Grant Basile	F	27:45	4-12	2-5	3-5	1	4	5	3	4	13	2	0	1	2	1	5
25 Justyn Mutts	F	26:06	5-8	2-3	1-2	1	3	4	2	13	4	6	0	1	0	0	-2
0 Hunter Cattoor	G	35:05	1-5	0-3	7-8	0	6	6	1	6	9	1	1	3	0	0	0
3 Sean Pedulla	G	39:05	6-16	2-4	2-3	1	4	5	3	6	16	4	1	0	0	3	5
13 Darius Maddox	G	32:48	3-9	1-3	0-0	3	0	3	2	7	0	2	0	0	1	1	5
34 Mylajael Poteat	15:21	1-2	0-0	6-6	2	4	6	3	3	8	1	0	0	0	0	0	4
2 MJ Collins	13:47	1-3	0-2	0-0	0	1	1	0	0	2	0	0	0	0	0	0	4
15 Lynn Kidd	10:03	1-2	0-0	0-0	1	1	2	2	0	2	0	0	0	0	0	0	3
Totals		22:57	7-20	19-24	11	26	37	18	21	70	12	10	11	3	7	5	

Shooting By Period												
1st	2nd	3rd	4th	OT								
FG%	13.31	41.9%										
3PT%	4.14	28.6%										
FT%	4.5	80%										
3PT%	9.26	34.6%										
FT%	15.19	78.9%										
GM FG%	22.57	38.6%										
3PT%	7.20	35.0%										
FT%	19.24	79.2%										

Technical Fouls: NONE												
Points from OSU/VT												
Points from	OSU	VT	Period by Period Scoring									
Turnovers	14	19	1st	2nd	TOT							
Paint	28	24	OSU	25	40	65						
Second Chance	11	10	VT	34	36	70						
Fast Breaks	8	7										
Bench	16	12										

Game Notes: 2022 Basketball Hall of Fame Invitational Game 2 MVP: Sean Pedulla (Virginia Tech)

GAME 10: DAYTON

Dayton at Virginia Tech																	
Official Basketball Box Score - Final 12/07/22 Cassell Coliseum, Blacksburg, Va. 2022-23 Men's Basketball Game Time: 8:00 PM Game Duration: 1:51 Attendance: 7,702 Officials: Roger Ayers, Lee Cassell, Ron Grewer																	
Dayton - 49																	
NO. Name	Min	FG	3P	FT	Rebounds	Fouls	TP	AS	TO	ST	Blocks	+/					
		M-A	M-A	M-A	OR DR TOT	PF	FD				BS BA						
2 Toumani Camara	F	26:18	2-9	1-2	4-4	2	3	5	0	2	9	1	0	0	1	1	-16
15 DaRon Holmes II	F	28:13	5-15	0-0	3-4	7	3	10	1	8	13	0	2	0	1	4	-18
22 Mustapha Amzil	F	24:00	2-6	1-4	0-0	1	3	4	3	1	5	1	1	0	0	0	-15
23 RJ Blakney	F	23:40	2-4	0-1	1-1	2	3	5	1	1	5	2	1	0	0	0	-12
55 Mike Sharavjams	G	35:22	3-12	0-3	0-1	1	4	5	1	1	5	2	1	0	0	0	-19
4 Koby Brea	G	18:53	2-5	1-3	0-0	0	5	0	0	0	0	0	0	0	0	0	-22
21 Richard Amaefule	G	10:54	0-2	0-0	0-0	0	0	0	4	0	0	0	0	0	1	0	-10
10 Kaleb Washington	15:55	1-2	0-0	1-3	0-1	1	0	2	3	0	2	1	0	1	0	1	-19
12 Zimi Nwokoji	14:35	1-5	0-2	1-4	1	3	4	1	3	3	1	2	0	0	0	0	-12
42 Brady Uhl	01:34	0-0	0-0	0-0	0	0	0	0	0	0	0	0	0	0	0	0	-2
54 Atticus Schuler	00:36	0-0	0-0	0-0	0	0	0	0	0	0	0	0	0	0	0	0	-1
Totals		18:60	3-15	10-17	15	27	42	11	18	49	7	12	1	3	6	-28	

Virginia Tech - 77																	
NO. Name	Min	FG	3P	FT	Rebounds	Fouls	TP	AS	TO	ST	Blocks	+/					
		M-A	M-A	M-A	OR DR TOT	PF	FD				BS BA						
21 Grant Basile	F	30:58	9-17	4-9	1-2	2	8	10	2	3	23	1	1	0	4	1	24
25 Justyn Mutts	F	21:21	0-0	0-0	2-2	0	5	5	2	3	2	1	0	0	0	0	

VIRGINIA TECH MEN'S BASKETBALL

BOX SCORES

GAME 13: BOSTON COLLEGE

Official Basketball Box Score - Final															Game Time: 6:30 PM			
Virginia Tech at Boston College															Game Duration: 2:07			
12/21/22 Silvio O. Conte Forum, Chestnut Hill, Mass.															Attendance: 4,012			
															Officials: Roger Ayers, Brian O'Connell, Matt Potter			
Virginia Tech - 65															Record: 11-2 (1-1)			
NO.	Name	Min	FG	3P	FT	Rebounds	Fouls	TP	AS	TO	ST	Blocks	BS	BA	+/-	Shooting By Period		
21	Grant Basile	F	29:01	5-9	1-4	2-4	3	6	1	2	13	0	1	1	0	0	-1	1 st FG% 12-27 44.4%
25	Justyn Mutts	F	41:09	9-17	0-1	0-0	2	6	8	2	18	3	5	2	2	1	-7	3 rd FT% 1-10 10.0%
0	Hunter Cattoor	G	29:54	2-5	1-3	0-0	0	5	3	3	5	1	2	1	0	0	-5	FT% 5-6 83.3%
3	Sean Pedulla	G	43:36	7-16	1-5	3-3	1	1	2	5	4	18	5	4	0	0	-1	2 nd FG% 12-29 41.4%
13	Darius Maddox	G	39:47	4-15	2-6	0-0	5	3	8	2	0	10	0	1	0	0	-1	3 rd FT% 4-7 57.1%
2	MJ Collins	G	21:42	0-2	0-1	0-0	0	5	5	0	1	0	1	1	0	0	0	FT% 1-3 33.3%
15	Lynn Kidd	C	10:35	0-1	0-0	0-0	0	4	4	1	1	0	1	1	0	1	4	OT FG% 3-10 30.0%
34	Mylyjael Poteat	G	09:15	0-1	0-0	1-2	2	1	3	0	1	1	1	0	0	0	-6	3 rd FT% 0-3 0.0%
11	John Camden	G	00:01	0-0	0-0	0-0	0	0	0	0	0	0	0	0	0	0	-2	FT% 0-0 0%
Team															GM FG% 27-66 40.9%			
Totals															3PT% 5-20 25.0%			
															FT% 6-9 66.7%			
															Dead Ball Rebounds: 3, 0			
															Technical Fouls: NONE			

Official Basketball Box Score - Final															Game Time: 7:00 PM			
Boston College - 70															Game Duration: 2:06			
12/21/22 Cassell Coliseum, Blacksburg, Va.															Attendance: 4,012			
															Officials: Roger Ayers, Jamie Luckie, Bl Covington, Jr.			
Boston College - 70															Record: 7-6 (1-1)			
NO.	Name	Min	FG	3P	FT	Rebounds	Fouls	TP	AS	TO	ST	Blocks	BS	BA	+/-	Shooting By Period		
1	T.J. Bickerstaff	F	15:22	2-3	0-0	0-0	4	0	4	3	0	4	1	2	0	0	-2	1 st FG% 11-31 35.5%
10	Prince Aligbe	F	20:39	2-8	1-3	0-0	1	3	4	1	0	5	1	1	0	0	-5	3 rd FT% 2-12 16.7%
5	DeMarr Langford Jr.	G	40:38	3-9	0-0	2-2	5	1	6	2	2	8	1	2	1	1	-4	FT% 1-1 100%
11	Makai Ashton-Langford	G	36:18	8-15	2-6	3-4	1	6	7	1	5	21	1	2	1	2	12	2 nd FG% 15-33 45.5%
45	Mason Madsen	G	15:36	1-3	0-2	0-1	0	3	3	0	2	2	0	0	1	0	8	3 rd FT% 0-6 0.0%
3	Jaeden Zackery	G	36:39	2-7	0-1	2-2	2	3	5	3	3	6	5	0	2	0	3	OT FG% 3-8 37.5%
24	CJ Penha	G	22:08	3-7	0-3	0-0	0	2	2	0	0	6	1	1	0	0	1	FT% 4-5 80%
21	Devin McGlockton	C	30:50	8-16	0-1	0-2	3	4	7	4	2	18	2	1	2	0	11	OT FT% 3-1 300%
00	Chas Kelley III	G	05:03	0-4	0-3	0-0	0	0	0	0	0	0	0	0	0	0	-4	GM FG% 29-72 40.3%
2	Armani Mighty	G	00:47	0-0	0-0	0-0	0	0	0	0	0	0	0	0	0	0	2	3 rd FT% 3-9 33.3%
Team															FT% 9-12 75.0%			
Totals															Dead Ball Rebounds: 0, 0			
															Technical Fouls: NONE			

VT		BC		Points from Turnovers		Period by Period Scoring			
1 st	2 nd	1 st	2 nd	1 st	2 nd	1 st	2 nd		
8 (1 st 6:33)	9 (2 nd 4:19)	6	15	VT	30	29	6	65	
11 (2 nd 0:49)	8 (2 nd 4:19)	Paint	42	36	BC	25	34	11	70
10	10	Second Chance	7	13					
8	8	Fast Breaks	6	9					
20:42	16:17	Bench	1	30					

GAME 14: WAKE FOREST

Official Basketball Box Score - Final															Game Time: 12:00 PM			
Virginia Tech at Wake Forest															Game Duration: 2:01			
12/31/22 LVM Coliseum, Winston-Salem															Attendance: 8,709			
															Officials: Roger Ayers, Jamie Luckie, Bl Covington, Jr.			
Virginia Tech - 75															Record: 11-3 (1-2)			
NO.	Name	Min	FG	3P	FT	Rebounds	Fouls	TP	AS	TO	ST	Blocks	BS	BA	+/-	Shooting By Period		
21	Grant Basile	F	18:44	3-7	1-3	2-2	1	1	2	4	2	9	0	3	0	0	8	1 st FG% 12-30 40.0%
25	Justyn Mutts	F	39:06	8-12	2-3	0-0	1	10	11	4	2	18	5	5	0	0	8	3 rd FT% 4-13 30.8%
15	Lynn Kidd	C	18:24	2-5	0-0	3-5	2	6	8	2	4	7	0	0	0	1	1	FT% 10-11 90.9%
3	Sean Pedulla	G	38:03	6-18	1-9	5-5	1	3	4	4	4	18	7	3	3	0	1	2 nd FG% 15-29 51.7%
13	Darius Maddox	G	25:34	2-6	0-1	1-1	0	2	2	2	1	5	1	0	2	0	0	3 rd FT% 2-8 25.0%
2	MJ Collins	G	27:38	1-4	1-2	0-0	0	3	3	4	0	3	1	1	0	0	0	FT% 5-8 62.5%
34	Mylyjael Poteat	G	17:35	4-4	0-0	1-1	2	3	5	3	1	9	0	1	0	0	-9	GM FG% 27-59 45.8%
11	John Camden	G	14:58	1-3	1-3	3-5	0	1	1	2	6	0	0	0	1	0	-8	3 rd FT% 6-21 28.6%
Team															FT% 15-19 78.9%			
Totals															Dead Ball Rebounds: 3, 0			
															Technical Fouls: Pedulla 1 st 4, 26			

Official Basketball Box Score - Final															Game Time: 7:30 PM			
Wake Forest - 77															Game Duration: 1:58			
12/31/22 LVM Coliseum, Blacksburg, Va.															Attendance: 8,925			
															Officials: Bert Smith, Tommy Morrissey, Jemel Spearman			
Wake Forest - 77															Record: 10-4 (2-1)			
NO.	Name	Min	FG	3P	FT	Rebounds	Fouls	TP	AS	TO	ST	Blocks	BS	BA	+/-	Shooting By Period		
11	Andrew Carr	F	27:49	5-16	2-5	2-2	5	2	7	2	2	14	1	1	1	2	-6	1 st FG% 11-31 35.5%
33	Matthew Marsh	C	31:10	3-3	0-0	2-5	3	4	7	2	3	8	0	0	0	0	8	3 rd FT% 5-14 35.7%
1	Tyree Appleby	G	40:00	5-10	4-6	10-13	1	0	1	2	9	24	7	5	2	0	2	FT% 9-11 81.8%
2	Cameron Haidreth	G	33:42	3-11	0-2	2-2	1	7	8	3	5	8	4	1	2	0	2	2 nd FG% 11-30 36.7%
30	Damari Monsanto	G	18:01	2-7	1-5	4-4	0	3	3	3	2	9	0	0	0	0	-5	3 rd FT% 6-14 42.9%
4	Davian Williamson	G	21:50	4-9	4-8	0-0	0	3	3	1	1	12	0	0	0	0	-4	FT% 11-15 73.3%
20	Davon Bradford	G	08:23	0-0	0-0	0-0	1	0	1	0	0	0	0	0	1	0	-6	GM FG% 23-63 36.5%
34	Bobi Kintman	G	19:05	1-7	0-2	0-0	1	4	5	2	1	2	0	0	0	0	11	3 rd FT% 11-28 39.3%
Team															FT% 20-26 76.9%			
Totals															Dead Ball Rebounds: 2, 0			
															Technical Fouls: Bench 1 st 4, 26			

VT		WAKE		Points from Turnovers		Period by Period Scoring		
1 st	2 nd	1 st	2 nd	1 st	2 nd	1 st	2 nd	
8 (1 st 12:12)	11 (2 nd 13:35)	8	15	VT	38	37	75	
8 (1 st 15:55)	10 (1 st 7:59)	Paint	34	18				
10	10	Second Chance	15	20				
6	6	Fast Breaks	4	4				
12:22	23:11	Bench	18	14				

GAME 15: CLEMSON

Official Basketball Box Score - Final															Game Time: 9:10 PM			
Clemson at Virginia Tech															Game Duration: 2:06			
01/04/23 Cassell Coliseum, Blacksburg, Va.															Attendance: 7,539			
															Officials: Brian O'Connell, Tony Henderson, Tim Clougherty			
Clemson - 68															Record: 12-3 (4-0)			
NO.	Name	Min	FG	3P	FT	Rebounds	Fouls	TP	AS	TO	ST	Blocks	BS	BA	+/-	Shooting By Period		
4	Ian Schieffelin	F	16:17	1-4	0-1	0-1	1	3	4	2	3	2	0	0	0	2	1 st FG% 10-25 40.0%	
5	Hunter Tyson	F	40:00	4-12	3-10	2-2	0	14	14	2	3	13	2	0	0	0	3	3 rd FT% 4-11 36.4%
24	PJ Hall	F	24:46	4-8	2-3	3-4	0	3	3	4	4	13	0	2	1	0	1	FT% 5-6 83.3%
11	Chase Hunter	G	23:24	3-8	0-2	6-6	0	2	2	2	4	12	4	2	0	0	10	2 nd FG% 12-28 42.9%
11	Brevin Galloway	G	35:24	4-9	2-4	1-1	0	2	2	2	1	11	3	2	0	1	2	FT% 5-12 41.7%
2	Dillon Hunter	G	05:18	0-2	0-0	0-0	1	1	1	0	0	0	0	1	0	0	-3	FT% 10-12 83.3%
10	Ben Middlebrooks	G	16:25	1-3	0-0	2-2	2	2	2	1	4	0	0	0	2	0	1	3 rd FT% 2-5 40.0%
0	Josh Beadle	G	20:01	1-1	0-0	1-2	2	2	2	1	3	1	2	0	0	0	-2	FT% 15-18 83.3%
22	FJ Godfrey	F	16:23	4-5	2-3	0-0	1	5	6	5	10	1	4	0	2	0	7	OT FG% 3-9 33.3%
21	Chauncey Wiggins	G	02:02	0-1	0-0	0-0	0	0	0	0	0	0	0	0	0	0	-5	FT% 1-1 100%
Team															Dead Ball Rebounds: 2, 0			
Totals															Technical Fouls: 3, 0			

Official Basketball Box Score - Final															Game Time: 9:10 PM			
Virginia Tech - 65															Game Duration: 2:06			
01/04/23 Cassell Coliseum, Blacksburg, Va.															Attendance: 7,539			
															Officials: Bert Smith, Tommy Morrissey, Jemel Spearman			
Virginia Tech - 65															Record: 11-4 (1-3)			
NO.	Name	Min	FG	3P	FT	Rebounds	Fouls	TP	AS	TO	ST	Blocks	BS	BA	+/-	Shooting By Period		
21	Grant Basile	F	30:34	5-15	3-6	4-4	1	6	7	3	6	17	0	1	0	0	1	1 st FG% 12-34 35.3%
25	Justyn Mutts	F	35:13	3-12	1-3	4-4	3	6	9	3	11	4	3	1	0	2	-7	3 rd FT% 4-12 33.3%
15	Lynn Kidd	C	18:35	2-5														

VIRGINIA TECH MEN'S BASKETBALL

BOX SCORES

GAME 17: SYRACUSE

		Official Basketball Box Score - Final Virginia Tech at Syracuse 01/11/23 JMA Wireless Dome, Syracuse 2022-23 Men's Basketball										Game Time: 7:00 PM Game Duration: 1:49 Attendance: 16,158		
		Officials: Ted Valentine, Lee Cassel, AJ Deai												
Virginia Tech - 72												Record: 11-6 (1-5)		
NO. Name	Min	FG	3P	FT	Rebounds	Fouls	TP	AS	TO	ST	Blocks	+/-	Shooting By Period	
21 Grant Basile	F 27:07	12-17	1-1	1-1	5 5 10	4 4	26	0	1	0	0	2 5	1 st FG% 15-29	22.2%
25 Justyn Mutts	F 37:44	9-15	0-0	3-3	1 3 4	4 2	21	9	4	2	0 1 -8	3 rd FT% 5-8	62.5%	
2 MJ Collins	G 20:21	0-3	0-1	0-0	1 1 2	1 0	0	0	0	0	0 1 0	2 nd FG% 14-38	36.8%	
3 Sean Pedulla	G 40:00	3-15	2-11	2-2	0 6 6	3 5	10	7	2	2	0 0 -10	3 rd FT% 1-10	10.0%	
13 Darius Maddox	G 29:56	0-3	0-1	3-4	1 0 1	1 2	3	2	0	1	2 2 -14	FT% 6-6	100%	
11 Rodney Rice	29:43	1-8	0-5	0-0	1 3 4	3 1	2	1	2	3	0 0 -6	GM FG% 29-67	43.3%	
15 Lynn Kidd	12:54	4-5	0-0	2-4	0 6 6	1 2	10	0	1	0	1 -11	3 rd FT% 3-19	15.8%	
34 Mylajael Poteat	02:15	0-0	0-0	0-0	0 0 0	3 0	0	0	1	0	0 -6	FT% 11-14	78.6%	
Team					3 0 3								Dead Ball Rebounds: 1 0	
Totals	29:67	3-19	11-14	12 24 36	20 16 72	19	11	8	3	6	-10			
Technical Fouls: NONE														

		Official Basketball Box Score - Final Virginia Tech at Virginia 01/18/23 John Paul Jones Arena, Charlottesville No. 10 Virginia vs Virginia Tech Men's Basketball										Game Time: 7:00 PM Game Duration: 1:46 Attendance: 14,629		
		Officials: Bert Smith, Brian O'Connell, John Gaffney												
Virginia Tech - 68												Record: 11-7 (1-6)		
NO. Name	Min	FG	3P	FT	Rebounds	Fouls	TP	AS	TO	ST	Blocks	+/-	Shooting By Period	
21 Grant Basile	F 24:44	4-11	2-6	2-2	1 1 2	3 2	12	2	2	1	1 1 2	1 st FG% 4-11	2.6	52.2%
25 Justyn Mutts	F 39:05	5-11	0-2	0-0	2 4 6	1 3	10	7	1	0	0 1 -12	3 rd FT% 2-9	22.2%	
0 Hunter Cattoor	G 34:04	4-8	3-6	0-0	1 5 6	2 1 11	5	1	0	0	2 -7	FT% 5-8	62.5%	
3 Sean Pedulla	G 40:00	4-9	2-6	0-0	0 1 1	4 3	10	3	2	2	1 0 -10	2 nd FG% 14-38	36.8%	
13 Darius Maddox	G 25:30	5-9	3-4	0-0	0 4 4	3 0	13	1	0	1	0 -9	3 rd FT% 1-10	10.0%	
2 MJ Collins	19:05	3-5	2-3	0-0	1 3 4	0 0	8	0	0	0	0 1 -6	FT% 6-6	100%	
15 Lynn Kidd	14:17	2-2	0-0	0-0	0 4 4	0 0	4	0	1	0	0 -9	GM FG% 29-67	43.3%	
34 Mylajael Poteat	01:54	0-0	0-0	0-0	0 0 0	0 0	0	0	0	0	0 -1	3 rd FT% 3-19	15.8%	
11 John Camden	01:21	0-0	0-0	0-0	0 0 0	0 0	0	0	0	0	0 0 2	FT% 11-14	78.6%	
Team					0 0 0								Dead Ball Rebounds: 0 0	
Totals	27:55	12-27	2-2	5 22 27	13 9 68	19	8	3	4	5	-10			
Technical Fouls: NONE														

		Official Basketball Box Score - Final Virginia Tech at Virginia 01/18/23 John Paul Jones Arena, Charlottesville No. 10 Virginia vs Virginia Tech Men's Basketball										Game Time: 7:00 PM Game Duration: 2:06 Attendance: 8,925		
		Officials: Kip Kissinger, Keith Kimble, Terry Ogleby												
Virginia Tech - 78												Record: 14-3 (6-2)		
NO. Name	Min	FG	3P	FT	Rebounds	Fouls	TP	AS	TO	ST	Blocks	+/-	Shooting By Period	
1 Jayden Gardner	F 21:43	5-6	0-0	2-3	1 3 4	3 2	12	1	2	1	0 0 5	1 st FG% 5-10	50.0%	
5 Ben Vander Plas	F 29:33	4-11	2-7	0-0	1 6 7	1 2	10	3	1	1	0 0 5	3 rd FT% 4-5	80%	
0 Kihel Clark	G 35:48	7-14	2-5	4-4	0 2 2	0 4 20	5	1	1	1	2 12	2 nd FG% 13-28	46.4%	
2 Reece Beekman	G 34:41	4-10	1-3	2-2	1 2 3	1 2	11	7	0	1	1 16	3 rd FT% 10-17	58.8%	
4 Armaan Franklin	G 32:44	6-9	2-3	1-1	0 5 5	1 1	15	1	0	0	1 8	FT% 10-17	58.8%	
13 Ryan Dunn	24:24	1-4	0-3	1-1	1 2 3	1 1	3	1	1	2	3 0 15	GM FG% 30-59	50.8%	
11 Isaac McNeely	16:47	2-3	1-2	2-2	0 1 1	2 1	7	1	0	0	0 -6	3 rd FT% 8-16	50.0%	
21 Kadin Shedrick	04:20	0-0	0-0	0-0	0 1 1	0 0	0	0	0	0	0 -1	FT% 14-22	63.6%	
Team					3 1 4								Dead Ball Rebounds: 0 0	
Totals	29:57	8-23	12-13	7 23 30	9 13 78	19	5	7	5	4	10			
Technical Fouls: NONE														

		Official Basketball Box Score - Final Virginia Tech at Virginia 01/23/23 Cassell Coliseum, Clemson 2022-23 Men's Basketball										Game Time: 6:00 PM Game Duration: 2:10 Attendance: 9,000		
		Officials: Roger Ayers, Doug Simons, Jeff Pon												
Virginia Tech - 50												Record: 11-8 (1-7)		
NO. Name	Min	FG	3P	FT	Rebounds	Fouls	TP	AS	TO	ST	Blocks	+/-	Shooting By Period	
21 Grant Basile	F 26:42	5-10	1-3	2-3	0 8 8	2 3	13	1	1	1	1 3	1 st FG% 12-28	42.9%	
25 Justyn Mutts	F 33:14	3-6	0-1	2-2	1 4 5	3 4	8	7	4	2	0 1 0	3 rd FT% 4-11	36.4%	
0 Hunter Cattoor	G 36:43	2-8	2-7	0-0	0 4 4	0 1 6	3	2	1	0	0 -2	FT% 3-3	100%	
3 Sean Pedulla	G 35:40	2-14	1-7	2-2	1 6 7	2 2	7	2	3	4	0 1 0	2 nd FG% 6-25	24.0%	
13 Darius Maddox	G 19:52	0-6	0-2	0-0	2 1 3	2 0	0	1	0	0	0 -4	FT% 5-9	55.6%	
2 MJ Collins	27:45	2-3	2-2	0-0	1 1 1	1 6	0	0	1	0	0 3	GM FG% 18-53	34.0%	
15 Lynn Kidd	15:11	4-6	0-0	2-5	0 3 3	4 3	10	0	1	0	1 0	3 rd FT% 6-22	27.3%	
34 Mylajael Poteat	04:53	0-0	0-0	0-0	0 0 0	1 0	0	0	1	0	0 -5	FT% 8-12	66.7%	
Team					3 0 3								Dead Ball Rebounds: 1 0	
Totals	18:53	6-22	8-12	7 27 34	15 14 50	13	14	9	2	4	-1			
Technical Fouls: Mutts 1 st 17:09; Collins 1 st 10:13														

		Official Basketball Box Score - Final Duke at Virginia Tech 01/23/23 Cassell Coliseum, Blacksburg, Va. 2022-23 Men's Basketball										Game Time: 7:00 PM Game Duration: 2:08 Attendance: 8,925		
		Officials: Kip Kissinger, Keith Kimble, Terry Ogleby												
Duke - 75												Record: 14-6 (5-4)		
NO. Name	Min	FG	3P	FT	Rebounds	Fouls	TP	AS	TO	ST	Blocks	+/-	Shooting By Period	
0 Dariq Whitehead	F 17:24	4-6	2-2	0-0	0 0 0	1 0	10	1	2	0	0 0 0	1 st FG% 16-32	50.0%	
25 Mark Mitchell	F 31:59	3-6	1-2	1-2	0 1 1	3 2	8	2	2	0	1 0 2	3 rd FT% 3-10	30.0%	
15 Ryan Young	C 26:30	4-6	0-0	0-0	2 6 8	3 1	8	1	1	1	0 0 1	2 nd FG% 13-28	46.4%	
30 Kyle Filipowski	C 33:53	9-17	4-8	7-9	3 7 10	3 7	28	2	1	2	1 2 5	3 rd FT% 6-13	46.2%	
5 Tyrese Proctor	G 31:27	4-12	2-6	0-0	2 2 4	1 1	10	7	1	1	0 8	GM FG% 29-60	48.3%	
1 Dereck Lively II	13:30	2-3	0-0	1-1	1 2 2	4 4	0	0	0	0	0 -4	3 rd FT% 9-23	39.1%	
3 Jeremy Roach	31:18	3-9	0-4	0-1	0 2 2	2 3 6	3	0	0	0	0 -7	FT% 8-12	66.7%	
13 Jacob Grandison	09:07	0-1	0-1	0-0	0 1 1	1 0	0	0	0	0	0 -17	GM FG% 29-60	48.3%	
2 Jaylen Blakes	04:52	0-0	0-0	0-0	0 0 0	1 1	0	0	0	0	0 -3	3 rd FT% 9-23	39.1%	
Team					1 1 2								Dead Ball Rebounds: 3 0	
Totals	29:60	9-23	8-12	9 21 30	17 16 75	17	14	7	4	3	2 -3			
Technical Fouls: Roach 2 nd 16:24														

		Official Basketball Box Score - Final Duke at Virginia Tech 01/23/23 Cassell Coliseum, Blacksburg, Va. 2022-23 Men's Basketball										Game Time: 7:00 PM Game Duration: 2:08 Attendance: 8,925		
		Officials: Kip Kissinger, Keith Kimble, Terry Ogleby												
Clemson - 51												Record: 16-4 (8-1)		
NO. Name	Min	FG	3P	FT	Rebounds	Fouls	TP	AS	TO	ST	Blocks	+/-	Shooting By Period	
4 Ian Schieffelin	F 29:46	1-6	0-2	4-4	1 3 4	3 4	6	1	2	1	1 1 7	1 st FG% 9-27	33.3%	
5 Hunter Tyson	F 37:28	4-10	2-7	2-2	0 10 10	1 1	12	1	3	1	0 0 -2	3 rd FT% 2-9	22.2%	
24 PJ Hall	F 31:02	7-15	1-3	5-6	0 8 8	2 6	20	0	3	3	1 1 12	2 nd FG% 9-20	45.0%	
0 Josh Beadle	G 15:21	0-1	0-1	0-0	0 2 2	3 0	1	2	0	1	0 -9	3 rd FT% 1-9	11.1%	
11 Brevin Galloway	G 28:41	1-4	0-3	1-2	0 0 0	1 3	3	3	2	0	0 -1	FT% 6-7	85.7%	
22 RJ Godfrey	10:14	2-3	0-0	0-0	1 1 2	0 0	4	0	1	0	1 -6	GM FG% 18-47	38.3%	
10 Ben Middlebrooks	08:58	0-2	0-0	0-0	1 3 4	2 0	0	0	0	0	0 -11	3 rd FT% 3-18	16.7%	
21 Chauncey Wiggins	15:26	0-1	0-0	0-0	0 0 0	0 0	1	0	2	0	0 8	FT% 12-15	80.0%	
2 Dillon Hunter	23:04	3-5	0-2	0-1	0 3 3	2 1	6	1	1	0	0 7	GM FG% 18-47	38.3%	
Team					1 1 2								Dead Ball Rebounds: 1 0	
Totals	18:47	3-18	12-15	4 31 35	14 15 51	8	17	10	4	2 1				
Technical Fouls: NONE														

		Official Basketball Box Score - Final Duke at Virginia Tech 01/23/23 Cassell Coliseum, Blacksburg, Va. 2022-23 Men's Basketball										Game Time: 7:00 PM Game Duration: 2:08 Attendance: 8,925		
		Officials: Kip Kissinger, Keith Kimble, Terry Ogleby												
Duke - 78												Record: 12-8 (2-7)		
NO. Name	Min	FG	3P	FT	Rebounds	Fouls	TP	AS	TO	ST	Blocks	+/-	Shooting By Period	
21 Grant Basile	F 37:29	10-15	1-2	3-4	1 7 8	3 4	24	2	3	0	2 0 -2	1 st FG% 17-25	68.0%	
25 Justyn Mutts	F 29:33	4-6	0-0	1-5	1 1 2	4 4	9	6	2	1	0 2 -5	3 rd FT% 4-8	50%	
15 Lynn Kidd	C 20:19	2-5	0-0	0-0	2 2 4									

VIRGINIA TECH MEN'S BASKETBALL

BOX SCORES

GAME 21: SYRACUSE

Official Basketball Box Score - Final															Game Time: 7:00 PM Game Duration: 1:59 Attendance: 8,925				
Syracuse at Virginia Tech															Virginia Tech at Miami (FL)				
01/26/23 Cassell Coliseum, Blacksburg, Va.															01/31/23 Walco Center, Coral Gables				
2022-23 Men's Basketball															2022-23 Men's Basketball				
Record: 13-9 (6-5)															Record: 13-9 (3-6)				
Officials: Jamie Luckie, Clarence Armstrong, Jeffrey Clark															Officials: Roger Ayers, Mike Roberts, A.J. Desai				
Syracuse - 70															Shooting By Period				
NO. Name	Min	FG	3P	FT	Rebounds	Fouls	TP	AS	TO	ST	Blocks	BS	BA	+/-	1st FG%	2nd FG%	3rd FG%	GM FG%	
0 Chris Bell	F 10:04	0-2	0-0	0-0	0 0 0	0 0	0	0	1	0	0	0	0	-6	11-23	47.8%	4-9	44.4%	23-49
1 Maliqu Brown	F 32:23	5-6	0-0	1-2	2 4 6	2 1	11	1	1	1	2	0	-9	7-10	70%	6-6	100%	27-48	
14 Jesse Edwards	C 24:10	4-6	0-0	1-2	1 4 5	4 2	9	0	3	3	1	1	-7	12-26	46.2%	3-3	100%	39-83	
3 Judah Mintz	G 35:14	5-12	2-4	9-13	0 3 3	3 11	21	8	5	1	0	0	-19	3-9	33.3%	3-10	30.0%	30-60	
11 Joseph Girard III	G 26:37	2-8	1-4	2-3	0 0 0	0 1	7	3	2	0	0	0	-18	10-14	71.4%	3-10	30.0%	40-60	
5 Justin Taylor	25:45	4-9	4-7	0-0	0 2 2	1 0	12	0	0	0	0	0	-16	23-49	46.9%	2-5	40.0%	27-51	
10 Symir Torrance	14:57	3-3	0-0	2-2	2 3 5	1 1	8	1	1	2	0	0	9	7-18	38.9%	1-1	100%	13-28	
13 Benny Williams	07:37	0-1	0-0	0-1	0 0 1	0 0	0	0	0	0	0	0	0	17-24	70.8%	0-0	0%	12-16	
55 Mounir Hima	15:50	0-1	0-0	0-0	1 2 3	3 0	0	0	0	0	0	0	8	23-49	46.9%	2-5	40.0%	27-51	
24 Quadir Copeland	05:10	0-1	0-0	2-2	0 0 0	1 1	2	0	0	0	0	0	6	7-18	38.9%	1-1	100%	13-28	
2 John Bol Ajak	02:13	0-0	0-0	0-0	0 1 1	1 0	0	0	0	0	0	0	3	17-24	70.8%	0-0	0%	12-16	
Team					0 0 0	0 0	0	0	0	0	0	0	3						
Totals	29:49	7-18	17-24	6	20 26	16 17	70	15	8	3	2	15							
Technical Fouls: NONE																			

Virginia Tech - 85															Record: 17-5 (9-4)			
Officials: Ted Valentine, Lamar Simpson, Justin Portier															Technical Fouls: NONE			
NO. Name	Min	FG	3P	FT	Rebounds	Fouls	TP	AS	TO	ST	Blocks	BS	BA	+/-	1st FG%	2nd FG%	3rd FG%	GM FG%
21 Grant Basile	F 34:06	11-23	2-9	1-3	4 4 8	2 3	25	5	3	1	1	3	18	20-32	62.5%	11-23	47.8%	23-49
25 Justyn Mutts	F 36:22	5-7	0-0	1-2	2 10 12	2 5	11	8	4	1	0	0	11	11-23	47.8%	4-9	44.4%	27-48
0 Hunter Cattoor	G 35:54	6-10	6-10	2-2	0 3 3	2 4	20	8	2	1	0	0	23	12-26	46.2%	3-3	100%	39-83
2 MJ Collins	G 34:09	4-6	3-5	0-0	1 0 1	4 0	11	6	2	2	0	0	8	3-9	33.3%	3-10	30.0%	30-60
3 Sean Pedulla	G 17:29	1-4	1-3	3-4	0 3 3	4 2	6	2	2	2	0	0	8	10-14	71.4%	3-10	30.0%	40-60
15 Lynn Kidd	10:17	1-1	0-0	0-0	0 2 2	1 0	2	0	0	0	1	0	4	23-49	46.9%	2-5	40.0%	27-51
11 John Camden	27:28	3-8	1-5	1-2	3 3 6	1 1	8	3	0	0	0	0	2	7-18	38.9%	1-1	100%	13-28
34 Myllyjael Poteat	04:15	1-1	0-0	0-2	0 0 0	1 1	2	0	0	0	0	0	1	17-24	70.8%	0-0	0%	12-16
Team					2 2 2	0 2	0	2										
Totals	32:60	13-32	8-15	12 25	37 17	16 16	85	26	15	7	2	3	15					
Technical Fouls: NONE																		

Cuse		Hokies		Points from		Turnovers		Paint		Second Chance		Fast Breaks		Bench	
1st	2nd	1st	2nd	1st	2nd	1st	2nd	1st	2nd	1st	2nd	1st	2nd	1st	2nd
1 (1st 15:42)	22 (2nd 16:16)	14	24	26	34	3	9	4	6	22	12	52	33	85	
5 (2nd 11:01)	9 (1st 13:00)	3	9	4	6	2	12	2	12	0	0	9	17	22	12
2		2		0	0	0	0	0	0	0	0	0	0	0	0
00:40	37:47														

GAME 22: MIAMI

Official Basketball Box Score - Final															Game Time: 7:00 PM Game Duration: 2:00 Attendance: 5,834			
Syracuse at Virginia Tech															Virginia Tech at Miami (FL)			
01/26/23 Cassell Coliseum, Blacksburg, Va.															01/31/23 Walco Center, Coral Gables			
2022-23 Men's Basketball															2022-23 Men's Basketball			
Record: 13-9 (6-5)															Record: 13-9 (3-6)			
Officials: Jamie Luckie, Clarence Armstrong, Jeffrey Clark															Officials: Roger Ayers, Mike Roberts, A.J. Desai			
Syracuse - 70															Shooting By Period			
NO. Name	Min	FG	3P	FT	Rebounds	Fouls	TP	AS	TO	ST	Blocks	BS	BA	+/-	1st FG%	2nd FG%	3rd FG%	GM FG%
21 Grant Basile	F 29:43	7-15	2-5	1-2	1 6 7	4 3	17	3	0	0	1	1	-8	11-23	47.8%	4-9	44.4%	23-49
25 Justyn Mutts	F 27:08	4-7	0-0	2-2	0 3 3	3 2	10	2	2	3	2	2	-12	7-10	70%	6-6	100%	27-48
0 Hunter Cattoor	G 39:03	6-10	3-6	5-5	1 3 4	0 5	20	4	2	1	0	0	-13	12-26	46.2%	3-3	100%	39-83
2 MJ Collins	G 30:30	1-4	0-1	0-0	0 2 2	1 0	2	1	2	0	0	0	-3	3-9	33.3%	3-10	30.0%	30-60
3 Sean Pedulla	G 40:00	6-10	2-5	6-6	0 1 1	3 3	20	3	6	2	0	0	-9	10-14	71.4%	3-10	30.0%	40-60
15 Lynn Kidd	13:29	3-3	0-0	0-0	0 2 2	3 0	6	1	2	1	0	0	-1	23-49	46.9%	2-5	40.0%	27-51
11 John Camden	12:36	0-0	0-0	0-0	0 2 2	1 0	0	0	0	0	0	0	0	7-18	38.9%	1-1	100%	13-28
34 Myllyjael Poteat	07:31	2-2	0-0	4-5	0 0 0	0 3	8	0	0	0	0	0	1	17-24	70.8%	0-0	0%	12-16
Team					0 0 0	0 0	0	0	0	0	0	0	3					
Totals	29:51	7-17	18-20	2 19	21 15	16 16	83	14	14	7	3	3	9					
Technical Fouls: NONE																		

Virginia Tech - 85															Record: 17-5 (9-4)			
Officials: Ted Valentine, Lamar Simpson, Justin Portier															Technical Fouls: NONE			
NO. Name	Min	FG	3P	FT	Rebounds	Fouls	TP	AS	TO	ST	Blocks	BS	BA	+/-	1st FG%	2nd FG%	3rd FG%	GM FG%
15 Norchad Omier	F 29:20	9-12	0-1	3-6	3 5 8	3 6	21	2	0	0	1	0	-2	20-32	62.5%	11-23	47.8%	23-49
2 Isaiiah Wong	G 36:11	5-13	2-6	6-6	0 2 2	2 3	18	2	4	5	0	1	11	11-23	47.8%	4-9	44.4%	27-48
11 Jordan Miller	G 35:21	7-12	0-1	0-0	6 6 1	1 1	14	5	2	1	0	2	12	12-26	46.2%	3-3	100%	39-83
24 Nijel Packer	G 22:50	6-8	5-7	0-0	1 0 1	2 0	17	2	2	0	0	0	-7	3-9	33.3%	3-10	30.0%	30-60
45 Woosya Poptar	G 33:09	2-6	0-1	0-0	0 4 4	3 1	4	2	1	0	0	0	8	10-14	71.4%	3-10	30.0%	40-60
4 Bensley Joseph	18:24	3-5	1-3	2-2	0 1 1	3 1	9	3	1	2	0	0	12	23-49	46.9%	2-5	40.0%	27-51
1 Anthony Walker	09:28	1-1	0-0	3-3	1 1 2	1 3	5	0	1	0	0	0	6	7-18	38.9%	1-1	100%	13-28
5 Harlow Beverly	09:32	2-2	0-0	0-0	1 1 1	1 0	4	1	1	1	0	0	4	17-24	70.8%	0-0	0%	12-16
0 AJ Casey	05:45	0-1	0-0	0-0	1 0 1	0 0	1	0	0	0	0	0	1	17-24	70.8%	0-0	0%	12-16
Team					1 0 1	0 0	0	0	0	0	0	0	3					
Totals	35:60	8-19	14-17	7 20	27 16	15 15	92	18	11	10	3	3	9					
Technical Fouls: NONE																		

VaT		MIA		Points from		Turnovers		Paint		Second Chance		Fast Breaks		Bench	
1st	2nd	1st	2nd	1st	2nd	1st	2nd	1st	2nd	1st	2nd	1st	2nd	1st	2nd
8 (1st 15:15)	9 (2nd 0:02)	14	24	26	34	3	9	4	6	2	12	9	17	22	12
8 (1st 15:56)	8 (1st 13:12)	3	9	4	6	2	12	2	12	0	0	9	17	22	12
2		2		0	0	0	0	0	0	0	0	0	0	0	0
13:26	22:41														

GAME 23: VIRGINIA

Official Basketball Box Score - Final															Game Time: 12:00 PM Game Duration: 1:57 Attendance: 8,925	
Syracuse at Virginia Tech															Boston College at Virginia Tech	
02/04/23 Cassell Coliseum, Blacksburg, Va.															02/08/23 Cassell Coliseum, Blacksburg	
2022-23 Men's Basketball															2022-23 Men's Basketball	
Record: 17-4 (9-3)															Record: 12-13 (6-8)	
Officials: Ted Valentine, Lamar Simpson, Justin Portier															Officials: Clarence Armstrong, Keith Kimble, A.J. Desai	
Virginia - 68															Shooting By	

VIRGINIA TECH MEN'S BASKETBALL

BOX SCORES

GAME 25: NOTRE DAME

Official Basketball Box Score - Final															Game Time: 2:04 PM Game Duration: 1:49 Attendance: 6,332	
Virginia Tech at Notre Dame															2022-23 Men's Basketball	
Record: 15-10 (5-9)															Officials: Bert Smith, Bill Covington Jr., Lamar Simpson	
NO. Name	Min	FG	3P	FT	Rebounds	Fouls	TP	AS	TO	ST	Blocks	BS	BA	+/-	Shooting By Period	
		M/A	M/A	M/A	OR DR TOT	PF	FD				BS	BA			1st	2nd
21 Grant Basile	F	26:35	13-19	3-7	4-4	2 5 7	2 4 33	0	1	0	0	0	0	0	1st	FG% 15-28 53.6%
25 Justyn Mutts	F	39:00	7-16	2-5	3-7	2 6 8	2 6 19	9	3	1	1	1	6	3PT%	7-14 50.0%	
0 Hunter Cattoor	G	35:49	2-3	2-3	2-2	0 4 4	2 2 8	3	0	1	0	0	4	FT%	6-8 75%	
2 MJ Collins	G	34:48	4-7	1-3	3-3	0 2 2	2 1 12	0	1	0	0	0	7	2nd	FG% 17-28 60.7%	
3 Sean Pedulla	G	40:00	4-7	1-3	3-3	0 1 1	4 3 12	5	0	1	0	0	6	3PT%	2-7 28.6%	
15 Lynn Kidd	F	07:09	2-2	0-0	2-2	1 1 2	1 1 6	1	0	0	0	0	9	FT%	14-17 82.4%	
11 John Camden	F	09:23	0-1	0-0	0 1 1	0 0 0	0 0 0	0	0	0	0	0	1	GM	FG% 32-56 57.1%	
34 Myllyjael Poteat	F	07:16	0-1	0-0	3-4	2 2 4	0 2 3	1	0	0	0	0	3	3PT%	9-21 42.9%	
Team					0 0 0	0 0 0	0 0 0	0	0	0	0	0	3	FT%	20-25 80.0%	
Totals		32:56	9-21	20-25	7 22 29	13 19	93	19	5	3	1	1	6			

Official Basketball Box Score - Final															Game Time: 7:00 PM Game Duration: 2:16 Attendance: 4,565	
Virginia Tech at Georgia Tech															2022-23 Men's Basketball	
Record: 15-11 (5-10)															Officials: Ted Valentine, John Gaffney, Matt Pater	
NO. Name	Min	FG	3P	FT	Rebounds	Fouls	TP	AS	TO	ST	Blocks	BS	BA	+/-	Shooting By Period	
		M/A	M/A	M/A	OR DR TOT	PF	FD				BS	BA			1st	2nd
21 Grant Basile	F	34:26	10-21	1-4	0-0	5 2 7	4 2 21	1	1	0	2	2	-2	1st	FG% 14-32 43.8%	
25 Justyn Mutts	F	37:45	8-16	0-2	1-4	4 7 11	3 4 17	9	3	3	1	4	-2	3PT%	1-9 11.1%	
0 Hunter Cattoor	G	40:00	3-7	3-7	2-2	0 7 7	3 3 11	3	0	1	0	0	-7	FT%	0-0 0%	
2 MJ Collins	G	21:54	1-5	1-2	0-0	1 4 5	3 3 2	1	0	0	0	0	-6	2nd	FG% 15-38 39.5%	
3 Sean Pedulla	G	40:00	5-17	1-8	0-0	2 1 3	3 1 11	4	2	5	0	1	-7	3PT%	5-14 35.7%	
15 Lynn Kidd	F	15:07	3-6	0-0	0-0	2 1 3	1 2 6	0	2	0	0	1	-5	FT%	4-8 50%	
11 John Camden	F	02:15	0-0	0-0	0 0 0	0 0 0	1 0 0	0	0	0	0	0	-5	GM	FG% 30-73 41.1%	
34 Myllyjael Poteat	F	08:33	0-0	0-0	1-2	0 0 0	3 1 0	1	0	0	0	1	9	3PT%	6-23 26.1%	
Team					1 3 4	0 0 0	0 0 0	0	0	0	0	0	0	FT%	4-8 50.0%	
Totals		30:73	6-23	4-8	15 25 40	21 13	70	19	10	9	4	8	-7			

Official Basketball Box Score - Final															Game Time: 7:00 PM Game Duration: 2:06 Attendance: 8,925	
Pitt at Virginia Tech															2022-23 Men's Basketball	
Record: 19-8 (12-4)															Officials: Lee Cassell, Raymie Symms, A.J. Desai	
NO. Name	Min	FG	3P	FT	Rebounds	Fouls	TP	AS	TO	ST	Blocks	BS	BA	+/-	Shooting By Period	
		M/A	M/A	M/A	OR DR TOT	PF	FD				BS	BA			1st	2nd
2 Blake Hinson	F	25:02	1-8	1-6	1-2	0 3 3	5 1 4	0	2	0	1	0	-7	1st	FG% 13-29 44.8%	
33 Federico Federico	G	25:50	5-6	0-0	2-3	3 0 3	4 5 12	0	4	2	0	0	0	3PT%	1-6 16.7%	
0 Nelly Cummings	G	35:05	4-8	0-2	3-5	0 5 5	4 7 11	8	1	0	0	0	-2	FT%	3-5 60%	
3 Greg Elliott	G	27:13	4-8	1-3	2-2	1 1 2	4 2 11	1	1	0	0	0	5	2nd	FG% 15-31 48.4%	
11 Jamarius Burton	G	38:46	7-16	0-2	1-2	2 1 3	3 2 15	1	1	1	1	2	-6	3PT%	2-12 16.7%	
22 Nike Sibande	23:30	3-5	0-1	2-3	0 4 4	2 2 8	0 0 0	0	0	0	0	0	-12	FT%	10-14 71.4%	
25 Guillermo Diaz Graham	13:47	3-5	0-1	2-2	4 2 6	1 1 8	1 1 8	1	0	2	2	-7	GM	FG% 28-60 46.7%		
31 Jorge Diaz Graham	09:24	1-4	1-3	0-0	0 1 1	1 0 3	1 0 1	0	1	0	0	0	-3	3PT%	3-18 16.7%	
5 Nate Santos	00:23	0-0	0-0	0-0	0 0 0	0 0 0	0 0 0	0	0	0	0	0	-3	FT%	13-30 43.3%	
Team					2 1 3	0 0 0	0 0 0	0	0	0	0	0	0	FT%	6-7 85.7%	
Totals		28:60	3-18	13-19	12 18 30	24 20	72	12	9	7	4	2	-7			

Official Basketball Box Score - Final															Game Time: 5:00 PM Game Duration: 2:06 Attendance: 8,925	
Pitt at Virginia Tech															2022-23 Men's Basketball	
Record: 16-11 (6-10)															Officials: Lee Cassell, Raymie Symms, A.J. Desai	
NO. Name	Min	FG	3P	FT	Rebounds	Fouls	TP	AS	TO	ST	Blocks	BS	BA	+/-	Shooting By Period	
		M/A	M/A	M/A	OR DR TOT	PF	FD				BS	BA			1st	2nd
21 Grant Basile	F	30:06	8-13	4-8	2-4	1 0 1	5 3 22	2	5	0	0	1	15	1st	FG% 14-25 56.0%	
25 Justyn Mutts	F	26:43	4-5	0-1	4-4	1 5 6	4 4 12	4	3	0	0	0	-6	3PT%	5-12 41.7%	
0 Hunter Cattoor	G	32:10	4-7	3-4	1-3	0 5 5	3 1 2	3	0	0	0	2	7	FT%	8-11 72.7%	
2 MJ Collins	G	35:55	1-5	0-2	3-4	1 0 1	1 5 3	2	0	0	0	0	2 3	2nd	FG% 11-20 55.0%	
3 Sean Pedulla	G	38:32	4-9	2-3	2-2	1 5 6	2 2 12	5	1	2	0	0	8	3PT%	4-7 57.1%	
15 Lynn Kidd	F	08:06	0-0	0-0	0-0	2 2 2	1 0 1	0	1	0	0	0	2	FT%	12-17 70.6%	
11 John Camden	F	08:46	0-1	0-1	1-2	0 0 0	2 2 1	0	0	0	0	0	4	GM	FG% 25-45 55.6%	
34 Myllyjael Poteat	F	19:42	4-5	0-0	7-9	2 4 6	2 6 15	0	2	0	0	0	1 2	3PT%	9-19 47.4%	
Team					1 2 3	0 0 0	0 0 0	0	0	0	0	0	1 2	FT%	20-28 71.4%	
Totals		25:45	9-19	20-28	7 23 30	24 24	79	17	11	2	2	4	7			

Official Basketball Box Score - Final															Game Time: 5:00 PM Game Duration: 2:06 Attendance: 8,925	
Pitt at Virginia Tech															2022-23 Men's Basketball	
Record: 16-12 (6-11)															Officials: Lee Cassell, Raymie Symms, A.J. Desai	
NO. Name	Min	FG	3P	FT	Rebounds	Fouls	TP	AS	TO	ST	Blocks	BS	BA	+/-	Shooting By Period	
		M/A	M/A	M/A	OR DR TOT	PF	FD				BS	BA			1st	2nd
21 Grant Basile	F	29:59	6-12	1-4	0-0	4 4 3	0 0 13	0	4	0	1	1	-12	1st	FG% 14-25 56.0%	
25 Justyn Mutts	F	35:32	4-7	0-0	1-2	5 7 7	1 4 9	5	4	1	0	0	-6	3PT%	5-12 41.7%	
0 Hunter Cattoor	G	40:00	5-11	0-0	2 2 4	6 4 1	15 4 0	4	0	4	0	0	-6	FT%	8-11 72.7%	
2 MJ Collins	G	32:15	2-5	1-2	0-0	1 1 0	2 5 4	0	1	0	2	0	1	2 3	2nd	FG% 11-20 55.0%
3 Sean Pedulla	G	36:30	6-15	2-9	3-3	1 5 6	4 3 17	4	3	0	0	0	1	0	3PT%	4-7 57.1%
15 Lynn Kidd	F	09:24	4-6	0-0	1-2	0 2 2	2 1 9	0	1	0	0	0	6	FT%	12-17 70.6%	
1 Rodney Rice	F	11:20	0-3	0-2	0-0	2 2 0	0 0 0	0	0	0	0	0	-13	GM	FG% 25-45 55.6%	
34 Myllyjael Poteat	F	05:00	1-1	0-0	0-0	0 0 0	0 0 0	0	2	0	0	0	-12	3PT%	9-19 47.4%	
Team					0 3 3	0 0 0	0 0 0	0	0	0	0	0	0	FT%	20-28 71.4%	
Totals		28:60	9-27	5-7	7 24 31	14 11	70	17	12	6	2	3	-6			

Official Basketball Box Score - Final															Game Time: 7:00 PM Game Duration: 2:06 Attendance: 8,925	
Miami at Virginia Tech															2022-23 Men's Basketball	
Record: 23-5 (14-4)															Officials: Jamie Luckie, Pat Driscoll, Terry Oglesby	
NO. Name	Min	FG	3P	FT	Rebounds	Fouls	TP	AS	TO	ST	Blocks	BS	BA	+/-	Shooting By Period	
		M/A	M/A	M/A	OR DR TOT	PF	FD				BS	BA			1st	2nd
15 Norchad Omier	F	32:33	6-15	0-0	5-6	6 8 14	2 3 17	1	2	3	1	0	13	1st	FG% 15-33 45.5%	
2 Isaiah Wong	G	33:59	4-10	2-4	3-3	3 0 3	4 2 21	13	1	4	0	1	4	3PT%	3-11 27.3%	
11 Jordan Miller	G	37:39	5-11	0-2	1-4	2 7 9	2 2 11	3	0	1	0	0	10	FT%	3-3 100%	
24 Nijel Pack	G	33:58	6-14	2-8	2-2	0 4 4	1 5 16	1	1	2	0	0	-8	2nd	FG% 12-31 38.7%	
55 Wogoa Poplar	G	24:54	3-7	1-2	0-0	2 2 4	0 0 7	0	2	0	1	1	-5	3PT%	4-11 36.4%	
1 Anthony Walker	04:21	0-0	0-0	0-0	0 0 0	0 0 0	0 0 0	0	0	0	0	0	-2	FT%	12-16 75%	
4 Benstley Joseph	14:45	2-3	2-3	4-4	1 2 3	0 2 10	2 0 0	0	0	0	0	0	11	GM	FG% 27-64 42.2%	
5 Harlord Beverly	12:24	1-3	0-2	0-0	0 1 1	1 0 2	2 1 2	0	0	0	0	0	16	3PT%	7-22 31.8%	
0 AJ Casey	05:27	0-1	0-1	0-0	0 0 0	0 0 0	0 0 0	0	0	0	0	0	-9	FT%	15-19 78.9%	
Team					0 1 1	0 0 0	0 0 0	0	0	0	0	0	0	FT%	14-26 53.8%	
Totals		27:64	7-22	15-19	14 25 39	11 14	7									

VIRGINIA TECH MEN'S BASKETBALL

BOX SCORES

GAME 29: DUKE

Official Basketball Box Score - Final															Game Time: 8:05 PM	
Virginia Tech at Duke															Game Duration: 1:55	
02/25/23 Cameron Indoor Stadium, Durham, N.C.															Attendance: 9,314	
2022-23 Duke Basketball																
Officials: Ted Valentine, Clarence Armstrong, Jeff Pon																
Virginia Tech - 65															Record: 16-13 (6-12)	
NO. Name	Min	FG	3P	FT	Rebounds	Fouls	TP	AS	TO	ST	Blocks	+	-			
21 Grant Basile	F 29:52	5-10	2-4	3-3	1 2 3	2 3	15	3	1	0	0	0	0	-18		
25 Justyn Mutts	F 30:17	5-11	0-1	1-2	1 2 3	3 4	11	2	2	1	0	2	-23			
0 Hunter Cattoor	G 37:41	2-4	0-2	2-2	0 0 0	3 1	6	0	3	1	0	0	-22			
2 MJ Collins	G 23:25	1-4	0-1	0-1	0 1 1	1 1	2	2	0	0	0	1	-5			
3 Sean Pedulla	G 33:44	5-14	2-4	0-0	0 5 5	1 2	12	1	0	0	1	1	-10			
1 Rodney Rice	22:23	3-7	3-5	2-3	0 2 2	1 2	11	2	2	2	0	0	-6			
15 Lynn Kidd	12:22	1-2	0-0	0-1	2 2 4	4 1	2	2	1	2	0	0	-9			
34 Mylajael Poteat	06:40	0-3	0-0	2-2	2 3 5	1 2	2	0	0	0	0	1	-4			
11 John Camden	02:19	1-1	1-1	0-0	1 0 1	1 0	3	0	0	0	0	0	-6			
10 Camden Johnson	01:17	0-1	0-1	1-2	1 1 2	0 1	1	0	0	0	0	0	-3			
Team					0 0 0		0									
Totals		23-57	8-19	11-16	8 18 26	17 17	65	12	9	6	1	6	-18			
Technical Fouls: NONE																

Shooting By Period														
1st FG% 11-29 37.9%														
3PT% 3-9 33.3%														
FT% 7-9 77.8%														
2nd FG% 12-28 42.9%														
3PT% 5-10 50.0%														
FT% 4-7 57.1%														
GM FG% 23-57 40.4%														
3PT% 8-19 42.1%														
FT% 11-16 68.8%														
Dead Ball Rebounds: 1, 0														

Shooting By Period														
1st FG% 18-32 56.3%														
3PT% 4-10 40.0%														
FT% 3-4 75%														
2nd FG% 12-21 57.1%														
3PT% 3-8 37.5%														
FT% 11-13 84.6%														
GM FG% 30-53 56.6%														
3PT% 7-18 38.9%														
FT% 14-17 82.4%														
Dead Ball Rebounds: 1, 0														

Technical Fouls: NONE														
Points from Turnovers														
VaTech 5 Duke 13														
Paint														
VaTech 30 Duke 42														
Second Chance														
VaTech 8 Duke 9														
Fast Breaks														
VaTech 5 Duke 14														
Bench														
VaTech 19 Duke 10														

Period by Period Scoring														
1st 2nd TOT														
VaTech 32 33 65														
Duke 43 38 81														

Biggest lead														
1 (1st 19:19) 25 (2nd 5:11)														
Best Scoring Run														
6 (1st 10:39) 16 (2nd 13:34)														
Lead Changes														
8 9														
Times Tied														
0														
Time with Lead														
01:02 38:43														

Shooting By Period														
1st FG% 15-24 62.5%														
3PT% 7-15 46.7%														
FT% 2-2 100%														
2nd FG% 14-32 43.8%														
3PT% 9-19 47.4%														
FT% 6-7 85.7%														
GM FG% 29-56 51.8%														
3PT% 15-34 47.1%														
FT% 8-9 88.9%														
Dead Ball Rebounds: 2, 2														

Technical Fouls: NONE														
Points from Turnovers														
Nokes 7 Hokies 19														
Paint														
Nokes 24 Hokies 24														
Second Chance														
Nokes 8 Hokies 4														
Fast Breaks														
Nokes 2 Hokies 8														
Bench														
Nokes 39 Hokies 43 82														

Biggest lead														
0 (1st 20:00) 28 (2nd 1:58)														
Best Scoring Run														
9 (2nd 19:15) 14 (1st 14:36)														
Lead Changes														
0														
Times Tied														
0														
Time with Lead														
00:00 39:09														

Points from Turnovers														
Nokes 7 Hokies 19														
Paint														
Nokes 24 Hokies 24														
Second Chance														
Nokes 8 Hokies 4														
Fast Breaks														
Nokes 2 Hokies 8														
Bench														
Nokes 39 Hokies 43 82														

GAME 30: LOUISVILLE

Official Basketball Box Score - Final															Game Time: 9:05 PM	
Virginia Tech at Louisville															Game Duration: 1:52	
02/28/23 KFC Yum! Center, Louisville															Attendance: 11,879	
2022-23 Men's Basketball																
Officials: Lee Cassel, Bill Covington Jr., A.J. Desai																
Virginia Tech - 71															Record: 17-13 (7-12)	
NO. Name	Min	FG	3P	FT	Rebounds	Fouls	TP	AS	TO	ST	Blocks	+	-			
21 Grant Basile	F 29:57	7-14	3-5	1-2	4 3 7	0 1	18	0	1	2	0	1	16			
25 Justyn Mutts	F 32:57	5-9	1-1	2-4	7 5 12	2 3	13	4	1	1	2	1	17			
0 Hunter Cattoor	G 34:26	4-12	3-10	0-0	0 1 1	2 2	11	4	0	2	0	0	21			
2 MJ Collins	G 30:03	1-5	0-3	6-6	1 0 1	0 3	8	3	1	1	0	0	28			
3 Sean Pedulla	G 36:29	4-11	2-4	0-0	0 5 5	1 2	10	5	2	1	1	0	18			
15 Lynn Kidd	09:23	2-4	0-0	0-0	1 2 3	1 0	4	0	0	0	1	0	2			
1 Rodney Rice	15:23	1-6	1-5	4-5	0 0 0	3 2	7	0	0	0	0	0	-9			
34 Mylajael Poteat	07:00	0-0	0-0	4-4	2 6 2	2 2	0	0	0	0	0	0	-1			
10 Camden Johnson	00:58	0-0	0-0	0-0	0 0 0	0 0	0	0	0	0	0	0	-3			
11 John Camden	00:58	0-1	0-0	0-0	1 1 0	0 0	0	0	0	0	0	0	-2			
14 Owyn Dawyot	00:43	0-0	0-0	0-0	0 0 0	0 0	0	0	0	0	0	0	-2			
33 Michael Ward	00:43	0-2	0-1	0-0	0 0 0	0 0	0	0	0	0	0	0	-2			
Team					1 2 3		0									
Totals		24-64	10-29	13-17	18 21 39	11 15	71	16	5	7	4	3	17			
Technical Fouls: NONE																

Shooting By Period														
1st FG% 12-30 40.0%														
3PT% 4-13 30.8%														
FT% 7-9 77.8%														
2nd FG% 12-34 35.3%														
3PT% 6-16 37.5%														
FT% 6-8 75%														
GM FG% 24-64 37.5%														
3PT% 10-29 34.5%														
FT% 13-17 76.5%														
Dead Ball Rebounds: 2, 1														

Shooting By Period														
1st FG% 13-30 43.3%														
3PT% 0-8 0.0%														
FT% 1-5 20%														
2nd FG% 11-27 40.7%														
3PT% 2-6 33.3%														
FT% 3-4 75%														
GM FG% 24-57 42.1%														
3PT% 2-14 14.3%														
FT% 4-9 44.4%														
Dead Ball Rebounds: 2, 0														

Technical Fouls: NONE														
Points from Turnovers														
VT. 18 LOU 5														
Paint														
VT. 28 LOU 38														
Second Chance														
VT. 24 LOU 13														
Fast Breaks														
VT. 35 LOU 71														
Bench														
VT. 27 LOU 27 54														

Biggest lead														
20 (2nd 1:52) 2 (1st 18:51)														
Best Scoring Run														
14 (2nd 4:29) 6 (2nd 9:07)														
Lead Changes														
3														
Times Tied														
4														
Time with Lead														
33:27 01:13														

GAME 31: FLORIDA STATE

Official Basketball Box Score - Final															Game Time: 4:00 PM	
Florida State at Virginia Tech															Game Duration: 1:49	
03/04/23 Cassell Coliseum, Blacksburg, Va.															Attendance: 8,925	
2022-23 Men's Basketball																
Officials: Bert Smith, Mark Schuur, Trey Slyons																
Florida State - 60															Record: 9-22 (7-13)	
NO. Name	Min	FG	3P	FT	Rebounds	Fouls	TP	AS	TO	ST	Blocks	+	-			
3 Cameron Corhan	F 26:44	2-2	0-0	0-0	0 1 1	1 4	4	0	1	0	0	0	-27			
1 Jalen Warley	G 27:25	2-5	1-2	0-0	1 1 2	1 2	5	2	3	4	0	1	-21			
4 Caleb Mills	G 29:48	6-10	2-4	0-0	1 1 2	3 2	14	0	0	1	0	0	-30			
22 Darin Green Jr.	G 27:51	4-11	2-7	0-0	0 1 1	2 6	10	3	0	0	0	0	-28			
25 Matthew Cleveland	G 32:53	5-17	0-3	0-0	1 3 4	1 0	10	2	5	0	2	0	-33			
0 Chandler Jackson	17:10	4-6	1-3	0-0	1 1 2	0 1	9	1	1	1	0	0	-1			
11 Baba Miller	17:46	2-6	1-4	0-2	0 4 4	1 2	5	0	3	0	1	1	-7			
24 Naheem McLeod	02:26	0-0	0-0	0-0	0 0 0	0 0	0	0	0	0	0	0	-2			
12 Tom House	05:22	0-0	0-0	0-0	0 0 0	0 0	0	0	0	0	0	0	-7			
5 De'Ante Green	10:50	1-2	1-1	0-0	1 2 3	1 0	3	1	0	0	0	0	-3			
41 R.J. Morris	01:45	0-0	0-0	0-0	0 1 1	0 0	0	0	0	0	0	0	-6			
Team					2 2 4		0									
Totals		26-59	8-24	0-2	7 17 24	10 13	60	10	13	6	3	3	-22			
Technical Fouls: NONE																



2023 NEW YORK LIFE ACC MEN'S BASKETBALL TOURNAMENT

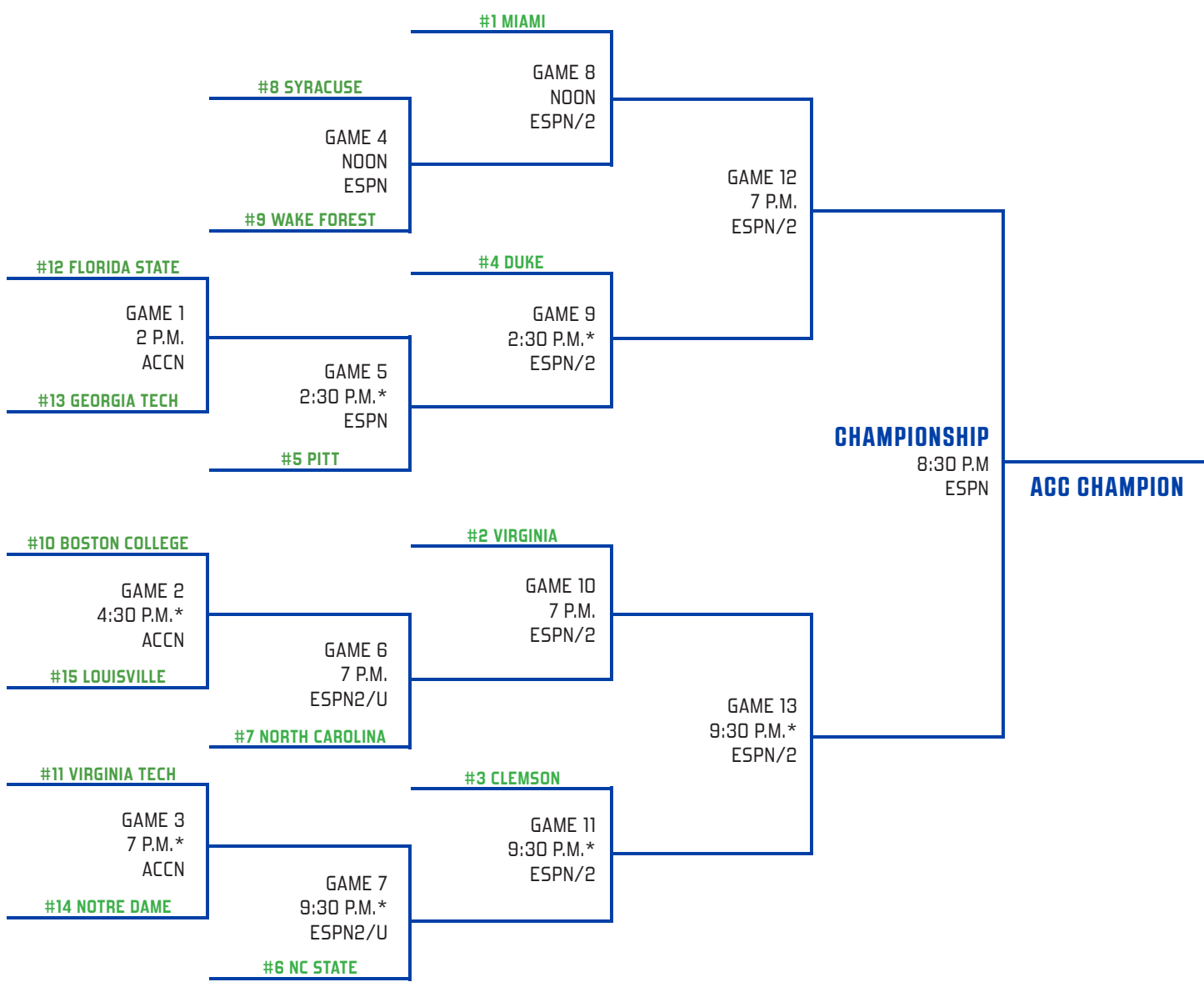
FIRST ROUND
TUESDAY, MARCH 7

SECOND ROUND
WEDNESDAY, MARCH 8

QUARTERFINALS
THURSDAY, MARCH 9

SEMIFINALS
FRIDAY, MARCH 10

CHAMPIONSHIP
SATURDAY, MARCH 11



All ACC Tournament games also will be available via the ESPN app.

*Denotes approximate time



0 HUNTER CATTOOR

SR. • G • 6-3 • 200
ORLANDO, FLA.
BISHOP MOORE



1 RODNEY RICE

FR. • G • 6-4 • 195
CLINTON, MD.
DEMATHA CATHOLIC



2 MJ COLLINS

FR. • G • 6-4 • 190
CLOVER, S.C.
COMBINE ACADEMY



3 SEAN PEDULLA

SO. • G • 6-1 • 195
EDMOND, OKLA.
EDMOND MEMORIAL



4 DARREN BUCHANAN JR.

FR. • F • 6-7 • 235
WASHINGTON, D.C.
WOODROW WILSON



5 PATRICK WESSLER

FR. • C • 7-0 • 245
MATTHEWS, N.C.
COMBINE ACADEMY



10 CAMDEN JOHNSON

SO. • G • 6-1 • 185
WAXHAW, N.C.
METROLINA CHRISTIAN ACADEMY



11 JOHN CAMDEN

R-FR. • F • 6-8 • 215
DOWNINGTOWN, PA.
BREWSTER ACADEMY



13 DARIUS MADDOX

JR. • G • 6-5 • 180
BOWIE, MD.
OAK HILL ACADEMY



14 OWYN DAWYOT

FR. • G • 6-2 • 190
ROANOKE, VA.
CAVE SPRING



15 LYNN KIDD

JR. • C • 6-10 • 235
GAINESVILLE, FLA.
CLEMSON



21 GRANT BASILE

GR. • F • 6-9 • 235
PEWAUKEE, WIS.
WRIGHT STATE



25 JUSTYN MUTTS

SR. • F • 6-7 • 220
MILLVILLE, N.J.
DELAWARE



33 MICHAEL WARD

FR. • G • 6-2 • 175
BETHESDA, MD.
WALT WHITMAN



34 MYLYJAEEL POTEAT

JR. • F • 6-9 • 265
REIDSVILLE, N.C.
RICE



MIKE YOUNG
HEAD COACH
4TH SEASON



MIKE JONES
ASSOCIATE HEAD COACH
2ND SEASON



CHRISTIAN WEBSTER
ASSISTANT COACH
7TH SEASON



KEVIN GILTNER
ASSISTANT COACH
4TH SEASON