



Officials: Bert Smith, Mark Schnur, Trey Styons

Florida State - 60

Record: 9-22 (7-13)

NO.	Name	Min	FG			Rebounds			Fouls		TP	AS	TO	ST	Blocks		+/-
			M-A	3P	FT	OR	DR	TOT	PF	FD					BS	BA	
3	Cameron Corhen	F 26:44	2-2	0-0	0-0	0	1	1	1	4	4	0	1	0	0	0	-27
1	Jalen Warley	G 27:25	2-5	1-2	0-0	1	1	2	1	2	5	2	3	4	0	1	-21
4	Caleb Mills	G 29:48	6-10	2-4	0-0	1	1	2	3	2	14	0	0	1	0	0	-30
22	Darin Green Jr.	G 27:51	4-11	2-7	0-0	0	1	1	2	1	10	3	0	0	0	0	-23
35	Matthew Cleveland	G 32:53	5-17	0-3	0-0	1	3	4	1	0	10	2	5	0	2	0	-33
0	Chandler Jackson	17:10	4-6	1-3	0-0	1	1	2	0	1	9	1	1	1	0	0	-1
11	Baba Miller	17:46	2-6	1-4	0-2	0	4	4	1	2	5	0	3	0	1	1	7
24	Naheem McLeod	02:26	0-0	0-0	0-0	0	0	0	0	1	0	0	0	0	0	0	2
12	Tom House	05:22	0-0	0-0	0-0	0	0	0	0	0	0	1	0	0	0	0	7
5	De'Ante Green	10:50	1-2	1-1	0-0	1	2	3	1	0	3	1	0	0	0	1	3
41	R.J. Morris	01:45	0-0	0-0	0-0	0	1	1	0	0	0	0	0	0	0	0	6
Team						2	2	4			0		0				
Totals			26-59	8-24	0-2	7	17	24	10	13	60	10	13	6	3	3	-22

Shooting By Period		
1st FG%	13-33	39.4%
3PT%	4-15	26.7%
FT%	0-0	0%
2nd FG%	13-26	50.0%
3PT%	4-9	44.4%
FT%	0-2	0%
GM FG%	26-59	44.1%
3PT%	8-24	33.3%
FT%	0-2	0.0%

Dead Ball Rebounds: 3, 2

Technical Fouls::NONE

Virginia Tech - 82

Record: 18-13 (8-12)

NO.	Name	Min	FG			Rebounds			Fouls		TP	AS	TO	ST	Blocks		+/-
			M-A	3P	FT	OR	DR	TOT	PF	FD					BS	BA	
21	Grant Basile	F 28:20	5-9	2-4	1-2	1	7	8	3	2	13	3	1	1	0	1	26
25	Justyn Mutts	F 32:13	4-7	0-0	0-0	4	3	7	1	1	8	6	3	2	2	2	28
0	Hunter Cattoor	G 33:30	4-9	4-9	2-2	0	2	2	2	2	14	4	1	1	0	0	18
2	MJ Collins	G 32:33	3-6	2-5	2-2	0	1	1	2	1	10	4	1	1	0	0	21
3	Sean Pedulla	G 30:37	8-12	6-8	3-3	1	1	2	2	2	25	1	4	0	0	0	38
1	Rodney Rice	19:50	4-10	2-7	0-0	0	4	4	0	1	10	2	0	0	0	0	1
15	Lynn Kidd	11:05	1-1	0-0	0-0	0	2	2	3	0	2	0	0	2	1	0	-4
34	Mylyjael Poteat	07:25	0-0	0-0	0-0	0	0	0	0	1	0	1	0	1	0	0	-7
11	John Camden	02:42	0-1	0-1	0-0	0	0	0	0	0	0	0	0	0	0	0	-5
10	Camden Johnson	01:45	0-1	0-0	0-0	1	0	1	0	0	0	0	0	0	0	0	-6
Team						0	3	3			0		0				
Totals			29-56	16-34	8-9	7	23	30	13	10	82	21	10	8	3	3	22

Shooting By Period		
1st FG%	15-24	62.5%
3PT%	7-15	46.7%
FT%	2-2	100%
2nd FG%	14-32	43.8%
3PT%	9-19	47.4%
FT%	6-7	85.7%
GM FG%	29-56	51.8%
3PT%	16-34	47.1%
FT%	8-9	88.9%

Dead Ball Rebounds: 2, 2

Technical Fouls::NONE

	Noles	Hokies
Biggest lead	0 (1st 20:00)	28 (2nd 1:58)
Best Scoring Run	9 (2nd 19:15)	14 (1st 14:36)
Lead Changes	0	
Times Tied	0	
Time with Lead	00:00	39:09

	Points from	Noles	Hokies
Turnovers		7	19
Paint		24	24
Second Chance		8	4
Fast Breaks		2	8
Bench		17	12

	Period by Period Scoring		
	1st	2nd	TOT
Noles	30	30	60
Hokies	39	43	82



Period 1

Quarter Starters:

Hokies	0 Cattoor H	2 Collins M	3 Pedulla S	21 Basile G	25 Mutts J
Noles	1 Warley J	3 Corhen C	4 Mills C	22 Green Jr. D	35 Cleveland M

Game Time	Hokies	Score	Diff	Noles
20:00	21 BASILE G jumpball lost			3 CORHEN C jumpball won
19:36				35 CLEVELAND M 3pt FG , jump shot missed
19:33	0 CATTOOR H defensive rebound (1)			
19:13	0 CATTOOR H 3pt FG , jump shot missed			
19:10	25 MUTTS J offensive rebound (1)			
19:09	2 COLLINS M foul drawn (1)			4 MILLS C foul shooting (1 - 1)
19:09	2 COLLINS M free throw 1 - 2 made (1)	1-0	1	
19:09	2 COLLINS M free throw 2 - 2 made (2)	2-0	2	
18:54				1 WARLEY J turnover out of bounds (1)
18:30	25 MUTTS J turnover bad pass (1)			1 WARLEY J steal (1)
18:26				1 WARLEY J 2pt FG from turnover in the paint, driving layup missed
18:23				1 WARLEY J offensive rebound (1)
18:23				1 WARLEY J 2pt FG from turnover second chance in the paint, layup blocked
18:23	25 MUTTS J block (1)			
18:20	2 COLLINS M defensive rebound (1)			
18:13	25 MUTTS J turnover bad pass (2)			
17:59				35 CLEVELAND M 2pt FG from turnover outside the paint, pull up jump shot missed
17:55	25 MUTTS J defensive rebound (2)			
17:44	3 PEDULLA S 2pt FG outside the paint, step back jump shot made (2)	4-0	4	
17:28				4 MILLS C 2pt FG in the paint, driving layup missed
17:25	21 BASILE G defensive rebound (1)			
17:09	3 PEDULLA S turnover lost ball (1)			4 MILLS C steal (1)
16:56				4 MILLS C 3pt FG from turnover, jump shot missed
16:53	21 BASILE G defensive rebound (2)			
16:44	25 MUTTS J 2pt FG in the paint, driving layup made (2)	6-0	6	
16:26				35 CLEVELAND M 2pt FG outside the paint, pull up jump shot missed
16:23	3 PEDULLA S defensive rebound (1)			
16:08	21 BASILE G 2pt FG in the paint, dunk, made (2)	8-0	8	
16:08	25 MUTTS J assist (1)			
15:49				22 GREEN JR. D 3pt FG , jump shot missed
15:47	25 MUTTS J defensive rebound (3)			
15:31	21 BASILE G 3pt FG , jump shot made (5)	11-0	11	
15:31	0 CATTOOR H assist (1)			
15:23				Timeout 30 Sec
15:23				Timeout media
15:05	0 CATTOOR H foul drawn (1)			3 CORHEN C foul offensive (1 - 2)
15:05				3 CORHEN C turnover offensive (1)
14:36	3 PEDULLA S 3pt FG from turnover, jump shot made (5)	14-0	14	
14:36	0 CATTOOR H assist (2)			
14:09		14-3	11	4 MILLS C 3pt FG , jump shot made (3)



Florida State at Virginia Tech

03/04/23 Cassell Coliseum, Blacksburg, Va.
2022-23 Men's Basketball

Game Time: 4:00 PM
Game Duration: 1:49
Attendance: 8,925

Officials: Bert Smith, Mark Schnur, Trey Styons

Game Time	Hokies	Score	Diff	Notes
14:09				1 WARLEY J assist (1)
13:52	21 BASILE G 3pt FG , jump shot made (8)	17-3	14	
13:52	0 CATTOOR H assist (3)			
13:36		17-6	11	22 GREEN JR. D 3pt FG , jump shot made (3)
13:36				35 CLEVELAND M assist (1)
13:12	0 CATTOOR H 3pt FG , jump shot missed			
13:11				defensive rebound (2)
13:11	2 COLLINS M substitution out			
13:11	21 BASILE G substitution out			
13:11	1 RICE R substitution in			
13:11	15 KIDD L substitution in			
13:11				1 WARLEY J substitution out
13:11				4 MILLS C substitution out
13:11				0 JACKSON C substitution in
13:11				11 MILLER B substitution in
12:54				35 CLEVELAND M 2pt FG in the paint, floating jump shot missed
12:51	1 RICE R defensive rebound (1)			
12:26	0 CATTOOR H 3pt FG , jump shot missed			
12:23				11 MILLER B defensive rebound (1)
12:15				22 GREEN JR. D 3pt FG , jump shot missed
12:13				offensive dead ball rebound (1)
12:13	15 KIDD L foul personal (1 - 1)			3 CORHEN C foul drawn (1)
12:13				3 CORHEN C substitution out
12:13				24 MCLEOD N substitution in
11:59	jump ball situation			
11:59	15 KIDD L steal (1)			11 MILLER B turnover lost ball (1)
11:59	Timeout media			
11:59	25 MUTTS J substitution out			
11:59	21 BASILE G substitution in			
11:59				22 GREEN JR. D substitution out
11:59				12 HOUSE T substitution in
11:36	1 RICE R 2pt FG from turnover in the paint, driving layup made (2)	19-6	13	
11:15	21 BASILE G foul personal (1 - 2)			11 MILLER B foul drawn (1)
11:15	3 PEDULLA S substitution out			
11:15	2 COLLINS M substitution in			
11:11		19-8	11	35 CLEVELAND M 2pt FG outside the paint, pull up jump shot made (2)
10:51	15 KIDD L 2pt FG in the paint, layup made (2)	21-8	13	
10:51	1 RICE R assist (1)			
10:40				11 MILLER B 2pt FG in the paint, driving layup blocked
10:40	15 KIDD L block (1)			
10:40				offensive rebound (4)
10:37		21-10	11	35 CLEVELAND M 2pt FG second chance outside the paint, pull up jump shot made (4)
10:20	21 BASILE G turnover lost ball (1)			0 JACKSON C steal (1)
10:16				35 CLEVELAND M 2pt FG from turnover in the paint, driving layup missed
10:12				0 JACKSON C offensive rebound (1)



Game Time	Hokies	Score	Diff	Notes
10:09		21-12	9	0 JACKSON C 2pt FG fast break from turnover second chance in the paint, layup made (2)
09:49	21 BASILE G 3pt FG , jump shot missed			
09:47				defensive dead ball rebound (2)
09:47	15 KIDD L foul personal (2 - 3)			24 MCLEOD N foul drawn (1)
09:47				24 MCLEOD N substitution out
09:47				5 GREEN D substitution in
09:47	0 CATTOOR H substitution out			
09:47	15 KIDD L substitution out			
09:47	21 BASILE G substitution out			
09:47	3 PEDULLA S substitution in			
09:47	25 MUTTS J substitution in			
09:47	34 POTEAT M substitution in			
09:47				0 JACKSON C substitution out
09:47				1 WARLEY J substitution in
09:31				11 MILLER B 3pt FG , jump shot missed
09:28	1 RICE R defensive rebound (2)			
09:19	34 POTEAT M foul drawn (1)			11 MILLER B foul personal (1 - 3)
09:19	34 POTEAT M substitution out			
09:19	21 BASILE G substitution in			
09:19				5 GREEN D substitution out
09:19				11 MILLER B substitution out
09:19				12 HOUSE T substitution out
09:19				3 CORHEN C substitution in
09:19				4 MILLS C substitution in
09:19				22 GREEN JR. D substitution in
09:05	1 RICE R 3pt FG , jump shot made (5)	24-12	12	
09:05	3 PEDULLA S assist (1)			
08:48				22 GREEN JR. D 3pt FG , jump shot missed
08:46	25 MUTTS J defensive rebound (4)			
08:35	3 PEDULLA S 3pt FG , jump shot made (8)	27-12	15	
08:35	25 MUTTS J assist (2)			
08:17	25 MUTTS J steal (1)			35 CLEVELAND M turnover lost ball (1)
08:13	2 COLLINS M 2pt FG fast break from turnover in the paint, layup made (4)	29-12	17	
08:13	21 BASILE G assist (1)			
07:57		29-14	15	3 CORHEN C 2pt FG in the paint, turnaround jump shot made (2)
07:57				22 GREEN JR. D assist (1)
07:33	25 MUTTS J 2pt FG in the paint, layup made (4)	31-14	17	
07:33	21 BASILE G assist (2)			
07:18				4 MILLS C 3pt FG , jump shot missed
07:15	1 RICE R defensive rebound (3)			
07:07	2 COLLINS M turnover travel (1)			
07:07	Timeout media			
07:07	1 RICE R substitution out			
07:07	21 BASILE G substitution out			
07:07	0 CATTOOR H substitution in			
07:07	34 POTEAT M substitution in			



Game Time	Hokies	Score	Diff	Noles
06:43		31-17	14	22 GREEN JR. D 3pt FG from turnover, pull up jump shot made (6)
06:23	3 PEDULLA S 3pt FG , jump shot made (11)	34-17	17	
06:23	2 COLLINS M assist (1)			
06:05		34-20	14	1 WARLEY J 3pt FG , jump shot made (3)
06:05				22 GREEN JR. D assist (2)
05:41	3 PEDULLA S 3pt FG , jump shot made (14)	37-20	17	
05:41	2 COLLINS M assist (2)			
05:17		37-22	15	3 CORHEN C 2pt FG in the paint, layup made (4)
05:17				22 GREEN JR. D assist (3)
04:56	3 PEDULLA S turnover bad pass (2)			
04:56				3 CORHEN C substitution out
04:56				5 GREEN D substitution in
04:56	34 POTEAT M substitution out			
04:56	21 BASILE G substitution in			
04:43	3 PEDULLA S foul personal (1 - 4)			1 WARLEY J foul drawn (1)
04:35				35 CLEVELAND M 3pt FG from turnover, jump shot missed
04:33				offensive rebound (6)
04:25	3 PEDULLA S foul personal (2 - 5)			1 WARLEY J foul drawn (2)
04:25	3 PEDULLA S substitution out			
04:25	1 RICE R substitution in			
04:25				35 CLEVELAND M substitution out
04:25				11 MILLER B substitution in
04:09				1 WARLEY J 3pt FG from turnover second chance, jump shot missed
04:05	21 BASILE G defensive rebound (3)			
03:44	1 RICE R 3pt FG , jump shot missed			
03:38				11 MILLER B defensive rebound (2)
03:34				5 GREEN D 2pt FG in the paint, layup blocked
03:34	25 MUTTS J block (2)			
03:30				5 GREEN D offensive rebound (1)
03:25		37-24	13	22 GREEN JR. D 2pt FG second chance outside the paint, pull up jump shot made (8)
02:52	1 RICE R 3pt FG , jump shot missed			
02:50	offensive dead ball rebound (1)			
02:50	25 MUTTS J foul drawn (1)			4 MILLS C foul personal (2 - 4)
02:50				Timeout media
02:50				4 MILLS C substitution out
02:50				0 JACKSON C substitution in
02:45	25 MUTTS J 2pt FG second chance in the paint, hook shot blocked			
02:45				11 MILLER B block (1)
02:40	25 MUTTS J offensive rebound (5)			
02:38	2 COLLINS M 3pt FG second chance, jump shot missed			
02:36				5 GREEN D defensive rebound (2)
02:20		37-26	11	11 MILLER B 2pt FG in the paint, turnaround jump shot made (2)
02:03	25 MUTTS J turnover lost ball (3)			1 WARLEY J steal (2)
01:49				22 GREEN JR. D 3pt FG from turnover, jump shot missed
01:46	defensive rebound (15)			
01:26	21 BASILE G foul drawn (1)			22 GREEN JR. D foul personal (1 - 5)



Official Basketball Play by Play - First Half

Florida State at Virginia Tech

03/04/23 Cassell Coliseum, Blacksburg, Va.
2022-23 Men's Basketball

Game Time: 4:00 PM

Game Duration: 1:49

Attendance: 8,925

Officials: Bert Smith, Mark Schnur, Trey Styons

Game Time	Hokies	Score	Diff	Noles
01:26				5 GREEN D substitution out
01:26				3 CORHEN C substitution in
01:04	21 BASILE G 2pt FG in the paint, layup made (10)	39-26	13	
01:04	25 MUTTS J assist (3)			
00:41				0 JACKSON C 3pt FG , jump shot missed
00:41				offensive dead ball rebound (3)
00:41	21 BASILE G foul personal (2 - 6)			3 CORHEN C foul drawn (2)
00:41	21 BASILE G substitution out			
00:41	15 KIDD L substitution in			
00:39		39-28	11	22 GREEN JR. D 2pt FG second chance in the paint, layup made (10)
00:39				0 JACKSON C assist (1)
00:15	2 COLLINS M 3pt FG , jump shot missed			
00:11				22 GREEN JR. D defensive rebound (1)
00:00		39-30	9	1 WARLEY J 2pt FG outside the paint, pull up jump shot made (5)
END OF PERIOD				
Hokies 39-30 Noles				



Officials: Bert Smith, Mark Schnur, Trey Styons

Florida State - 30

NO.	Name	Min	FG			3P			FT			Rebounds			Fouls		TP	AS	TO	ST	Blocks		+/-
			M-A	M-A	M-A	OR	DR	TOT	PF	FD	BS	BA											
3	Cameron Corhen	F 13:36	2-2	0-0	0-0	0	0	0	1	2	4	0	1	0	0	0	0	0	0	0	0	-15	
1	Jalen Warley	G 16:36	2-5	1-2	0-0	1	0	1	0	2	5	1	1	2	0	1	0	0	0	0	0	-11	
4	Caleb Mills	G 13:18	1-4	1-3	0-0	0	0	0	2	0	3	0	0	1	0	0	0	0	0	0	0	-15	
22	Darin Green Jr.	G 17:20	4-8	2-6	0-0	0	1	1	1	0	10	3	0	0	0	0	0	0	0	0	0	-11	
35	Matthew Cleveland	G 15:35	2-8	0-2	0-0	0	0	0	0	0	4	1	1	0	0	0	0	0	0	0	0	-15	
0	Chandler Jackson	06:14	1-2	0-1	0-0	1	0	1	0	0	2	1	0	1	0	0	0	0	0	0	0	6	
11	Baba Miller	08:17	1-3	0-1	0-0	0	2	2	1	1	2	0	1	0	1	0	1	1	1	1	1	8	
24	Naheem McLeod	02:26	0-0	0-0	0-0	0	0	0	0	1	0	0	0	0	0	0	0	0	0	0	0	2	
12	Tom House	02:40	0-0	0-0	0-0	0	0	0	0	0	0	0	0	0	0	0	0	0	0	0	0	2	
5	De'Ante Green	03:58	0-1	0-0	0-0	1	1	2	0	0	0	0	0	0	0	0	0	0	0	0	1	4	
Team								2	1	3				0			0						
Totals			13-33	4-15	0-0	5	5	10	5	6	30	6	4	4	4	1	3					-9	

Shooting By Period		
1 st FG%	13-33	39.4%
3PT%	4-15	26.7%
FT%	0-0	0%
GM FG%	13-33	39.4%
3PT%	4-15	26.7%
FT%	0-0	0.0%

Dead Ball Rebounds: 2, 1

Technical Fouls::NONE

Virginia Tech - 39

NO.	Name	Min	FG			3P			FT			Rebounds			Fouls		TP	AS	TO	ST	Blocks		+/-
			M-A	M-A	M-A	OR	DR	TOT	PF	FD	BS	BA											
21	Grant Basile	F 15:28	4-5	2-3	0-0	0	3	3	2	1	10	2	1	0	0	0	0	0	0	0	0	15	
25	Justyn Mutts	F 17:48	2-3	0-0	0-0	2	3	5	0	1	4	3	3	1	2	1	11					11	
0	Hunter Cattoor	G 17:20	0-3	0-3	0-0	0	1	1	0	1	0	3	0	0	0	0	1					1	
2	MJ Collins	G 18:04	1-3	0-2	2-2	0	1	1	0	1	4	2	1	0	0	0	7					7	
3	Sean Pedulla	G 14:07	5-5	4-4	0-0	0	1	1	2	0	14	1	2	0	0	0	19					19	
1	Rodney Rice	10:29	2-4	1-3	0-0	0	3	3	0	0	5	1	0	0	0	0	0					0	
15	Lynn Kidd	04:05	1-1	0-0	0-0	0	0	0	2	0	2	0	0	1	1	0	-6					-6	
34	Mylyjael Poteat	02:39	0-0	0-0	0-0	0	0	0	0	1	0	0	0	0	0	0	-2					-2	
Team								0	1	1				0		0							
Totals			15-24	7-15	2-2	2	13	15	6	5	39	12	7	2	3	1	9						

Shooting By Period		
1 st FG%	15-24	62.5%
3PT%	7-15	46.7%
FT%	2-2	100%
GM FG%	15-24	62.5%
3PT%	7-15	46.7%
FT%	2-2	100.0%

Dead Ball Rebounds: 1, 0

Technical Fouls::NONE

	Noles	Hokies
Biggest lead	0 (1 st 20:00)	17 (1 st 8:13)
Best Scoring Run	6(1 st 2:20)	14(1 st 14:36)
Lead Changes	0	
Times Tied	0	
Time with Lead	00:00	19:09

	Noles	Hokies
Points from		
Turnovers	5	7
Paint	10	14
Second Chance	8	2
Fast Breaks	2	2
Bench	4	7

	Period by Period Scoring		
	1st	2nd	TOT
Noles	30	30	60
Hokies	39	43	82



Period 2

Quarter Starters:

Hokies	0 Cattoor H	2 Collins M	3 Pedulla S	21 Basile G	25 Mutts J
Noles	1 Warley J	3 Corhen C	4 Mills C	22 Green Jr. D	35 Cleveland M

Game Time	Hokies	Score	Diff	Noles
20:00	1 RICE R substitution out			
20:00	15 KIDD L substitution out			
20:00	3 PEDULLA S substitution in			
20:00	21 BASILE G substitution in			
20:00				0 JACKSON C substitution out
20:00				11 MILLER B substitution out
20:00				4 MILLS C substitution in
20:00				35 CLEVELAND M substitution in
19:48		39-32	7	4 MILLS C 2pt FG in the paint, turnaround jump shot made (5)
19:29	25 MUTTS J 2pt FG in the paint, hook shot missed			
19:27				35 CLEVELAND M defensive rebound (1)
19:15		39-35	4	4 MILLS C 3pt FG , jump shot made (8)
19:15				1 WARLEY J assist (2)
18:48	0 CATTOOR H foul drawn (2)			1 WARLEY J foul shooting (1 - 1)
18:48	0 CATTOOR H free throw 1 - 2 made (1)	40-35	5	
18:48	0 CATTOOR H free throw 2 - 2 made (2)	41-35	6	
18:18		41-37	4	4 MILLS C 2pt FG in the paint, driving layup made (10)
17:49	3 PEDULLA S 3pt FG , jump shot made (17)	44-37	7	
17:49	21 BASILE G assist (3)			
17:29				35 CLEVELAND M 2pt FG outside the paint, turnaround jump shot missed
17:24				4 MILLS C offensive rebound (1)
17:20				35 CLEVELAND M 2pt FG second chance in the paint, driving layup missed
17:14	21 BASILE G defensive rebound (4)			
16:58	25 MUTTS J 2pt FG in the paint, layup made (6)	46-37	9	
16:58	2 COLLINS M assist (3)			
16:38				4 MILLS C 2pt FG in the paint, driving layup missed
16:35	21 BASILE G defensive rebound (5)			
16:30	21 BASILE G 3pt FG , jump shot missed			
16:26				defensive rebound (13)
16:26				1 WARLEY J substitution out
16:26				0 JACKSON C substitution in
16:05		46-39	7	0 JACKSON C 2pt FG outside the paint, pull up jump shot made (4)
15:45	2 COLLINS M 3pt FG , jump shot made (7)	49-39	10	
15:45	0 CATTOOR H assist (4)			
15:29	3 PEDULLA S foul drawn (1)			35 CLEVELAND M foul offensive (1 - 2)
15:29				35 CLEVELAND M turnover offensive (2)
15:29	Timeout media			
15:06	3 PEDULLA S 3pt FG from turnover, jump shot missed			
15:03				4 MILLS C defensive rebound (2)
14:56				35 CLEVELAND M 2pt FG in the paint, layup missed
14:54	21 BASILE G defensive rebound (6)			



Florida State at Virginia Tech

03/04/23 Cassell Coliseum, Blacksburg, Va.
2022-23 Men's Basketball

Game Time: 4:00 PM
Game Duration: 1:49
Attendance: 8,925

Officials: Bert Smith, Mark Schnur, Trey Styons

Game Time	Hokies	Score	Diff	Noles
14:48	21 BASILE G 2pt FG in the paint, dunk, made (12)	51-39	12	
14:48	25 MUTTS J assist (4)			
14:31				22 GREEN JR. D 2pt FG outside the paint, turnaround jump shot missed
14:30	defensive rebound (19)			
14:30	21 BASILE G substitution out			
14:30	15 KIDD L substitution in			
14:30				3 CORHEN C substitution out
14:30				5 GREEN D substitution in
14:14	2 COLLINS M 3pt FG , jump shot missed			
14:11				5 GREEN D defensive rebound (3)
14:06				22 GREEN JR. D 3pt FG , jump shot missed
14:02	15 KIDD L defensive rebound (1)			
13:50	3 PEDULLA S foul drawn (2)			4 MILLS C foul shooting (3 - 3)
13:50	3 PEDULLA S free throw 1 - 3 made (18)	52-39	13	
13:50	3 PEDULLA S free throw 2 - 3 made (19)	53-39	14	
13:50	2 COLLINS M substitution out			
13:50	1 RICE R substitution in			
13:50				4 MILLS C substitution out
13:50				22 GREEN JR. D substitution out
13:50				1 WARLEY J substitution in
13:50				11 MILLER B substitution in
13:50	3 PEDULLA S free throw 3 - 3 made (20)	54-39	15	
13:39				0 JACKSON C 3pt FG , jump shot missed
13:37	defensive dead ball rebound (2)			
13:23	3 PEDULLA S turnover travel (3)			
13:09	15 KIDD L steal (2)			11 MILLER B turnover bad pass (2)
13:04	0 CATTOOR H 3pt FG from turnover, jump shot missed			
13:02				defensive dead ball rebound (4)
12:45				0 JACKSON C turnover lost ball (1)
12:31	3 PEDULLA S 3pt FG from turnover, jump shot made (23)	57-39	18	
12:31	1 RICE R assist (2)			
12:08				11 MILLER B 3pt FG , jump shot missed
12:05	defensive dead ball rebound (3)			
12:05	1 RICE R foul drawn (1)			5 GREEN D foul personal (1 - 4)
12:05				0 JACKSON C substitution out
12:05				5 GREEN D substitution out
12:05				3 CORHEN C substitution in
12:05				4 MILLS C substitution in
11:58	3 PEDULLA S turnover lost ball (4)			1 WARLEY J steal (3)
11:48		57-41	16	35 CLEVELAND M 2pt FG from turnover outside the paint, jump shot made (6)
11:22	0 CATTOOR H 3pt FG , jump shot made (5)	60-41	19	
11:22	25 MUTTS J assist (5)			
11:05		60-43	17	4 MILLS C 2pt FG in the paint, driving layup made (12)
10:41	0 CATTOOR H turnover bad pass (1)			1 WARLEY J steal (4)
10:32				35 CLEVELAND M 3pt FG from turnover, jump shot missed
10:29	1 RICE R defensive rebound (4)			
10:26	1 RICE R 2pt FG fast break in the paint, driving layup made (7)	62-43	19	
10:04	25 MUTTS J foul personal (1 - 1)			3 CORHEN C foul drawn (3)



Florida State at Virginia Tech

03/04/23 Cassell Coliseum, Blacksburg, Va.
2022-23 Men's Basketball

Game Time: 4:00 PM
Game Duration: 1:49
Attendance: 8,925

Officials: Bert Smith, Mark Schnur, Trey Styons

Game Time	Hokies	Score	Diff	Notes
10:04	Timeout media			
10:04	0 CATTOOR H substitution out			
10:04	15 KIDD L substitution out			
10:04	25 MUTTS J substitution out			
10:04	2 COLLINS M substitution in			
10:04	21 BASILE G substitution in			
10:04	34 POTEAT M substitution in			
09:58	34 POTEAT M steal (1)			1 WARLEY J turnover lost ball (2)
09:47	1 RICE R 3pt FG from turnover, step back jump shot made (10)	65-43	22	
09:28		65-45	20	35 CLEVELAND M 2pt FG in the paint, driving layup made (8)
09:00	1 RICE R 2pt FG in the paint, floating jump shot missed			
08:58				3 CORHEN C defensive rebound (1)
08:50				11 MILLER B 3pt FG , jump shot missed
08:48	defensive rebound (22)			
08:48	3 PEDULLA S substitution out			
08:48	0 CATTOOR H substitution in			
08:48				3 CORHEN C substitution out
08:48				5 GREEN D substitution in
08:48				1 WARLEY J substitution out
08:48				0 JACKSON C substitution in
08:29	0 CATTOOR H 3pt FG , jump shot made (8)	68-45	23	
08:29	34 POTEAT M assist (1)			
08:05		68-48	20	11 MILLER B 3pt FG , jump shot made (5)
08:05				35 CLEVELAND M assist (2)
07:40	1 RICE R 3pt FG , jump shot missed			
07:38				11 MILLER B defensive rebound (3)
07:29	0 CATTOOR H steal (1)			11 MILLER B turnover bad pass (3)
07:20	1 RICE R 3pt FG from turnover, jump shot missed			
07:17				11 MILLER B defensive rebound (4)
07:03	2 COLLINS M foul personal (1 - 2)			0 JACKSON C foul drawn (1)
07:03	Timeout media			
07:03	1 RICE R substitution out			
07:03	34 POTEAT M substitution out			
07:03	3 PEDULLA S substitution in			
07:03	25 MUTTS J substitution in			
07:03				11 MILLER B substitution out
07:03				5 GREEN D substitution out
07:03				3 CORHEN C substitution in
07:03				22 GREEN JR. D substitution in
06:47		68-50	18	35 CLEVELAND M 2pt FG in the paint, pull up jump shot made (10)
06:20	0 CATTOOR H 3pt FG , jump shot missed			
06:16	25 MUTTS J offensive rebound (6)			
06:14	21 BASILE G 2pt FG second chance in the paint, layup blocked			
06:14				35 CLEVELAND M block (1)
06:10				35 CLEVELAND M defensive rebound (2)
06:08	2 COLLINS M steal (1)			35 CLEVELAND M turnover bad pass (3)
06:03	21 BASILE G foul drawn (2)			22 GREEN JR. D foul shooting (2 - 5)
06:03	21 BASILE G free throw fast break 1 - 2 missed			



Florida State at Virginia Tech

03/04/23 Cassell Coliseum, Blacksburg, Va.
2022-23 Men's Basketball

Game Time: 4:00 PM
Game Duration: 1:49
Attendance: 8,925

Officials: Bert Smith, Mark Schnur, Trey Styons

Game Time	Hokies	Score	Diff	Noles
06:03	offensive dead ball rebound (4)			
06:03	21 BASILE G free throw fast break 2 - 2 made (13)	69-50	19	
05:54		69-52	17	4 MILLS C 2pt FG in the paint, dunk, made (14)
05:35	0 CATTOOR H 3pt FG , jump shot made (11)	72-52	20	
05:35	25 MUTTS J assist (6)			
05:25	21 BASILE G foul personal (3 - 3)			3 CORHEN C foul drawn (4)
05:09	25 MUTTS J steal (2)			35 CLEVELAND M turnover lost ball (4)
05:05	0 CATTOOR H 3pt FG fast break from turnover, jump shot made (14)	75-52	23	
05:05	2 COLLINS M assist (4)			
04:55				Timeout 30 Sec
04:55	Timeout media			
04:55				0 JACKSON C substitution out
04:55				1 WARLEY J substitution in
04:49	2 COLLINS M foul personal (2 - 4)			22 GREEN JR. D foul drawn (1)
04:41				35 CLEVELAND M 2pt FG outside the paint, jump shot missed
04:38				35 CLEVELAND M offensive rebound (3)
04:37				35 CLEVELAND M 2pt FG second chance in the paint, turnaround jump shot missed
04:34	21 BASILE G defensive rebound (7)			
04:19	3 PEDULLA S 3pt FG , step back jump shot missed			
04:16				35 CLEVELAND M defensive rebound (4)
04:09	0 CATTOOR H foul personal (1 - 5)			4 MILLS C foul drawn (1)
04:02	21 BASILE G steal (1)			1 WARLEY J turnover bad pass (3)
03:51	25 MUTTS J 2pt FG from turnover in the paint, driving layup blocked			
03:51				35 CLEVELAND M block (2)
03:48	25 MUTTS J offensive rebound (7)			
03:47	21 BASILE G 2pt FG from turnover second chance in the paint, layup missed			
03:44	3 PEDULLA S offensive rebound (2)			
03:39	25 MUTTS J 2pt FG from turnover second chance in the paint, layup made (8)	77-52	25	
03:22				35 CLEVELAND M turnover bad pass (5)
03:18	3 PEDULLA S 2pt FG from turnover in the paint, driving layup missed			
03:15	21 BASILE G offensive rebound (8)			
03:12	3 PEDULLA S 2pt FG from turnover second chance in the paint, floating jump shot missed			
03:08				1 WARLEY J defensive rebound (2)
03:04				22 GREEN JR. D 2pt FG outside the paint, pull up jump shot missed
03:02	0 CATTOOR H defensive rebound (2)			
02:44	3 PEDULLA S 2pt FG in the paint, driving layup made (25)	79-52	27	
02:42	Timeout 30 Sec			
02:42	Timeout media			
02:42	21 BASILE G substitution out			
02:42	11 CAMDEN J substitution in			
02:42				1 WARLEY J substitution out
02:42				3 CORHEN C substitution out
02:42				22 GREEN JR. D substitution out
02:42				35 CLEVELAND M substitution out



Florida State at Virginia Tech

03/04/23 Cassell Coliseum, Blacksburg, Va.
2022-23 Men's Basketball

Game Time: 4:00 PM
Game Duration: 1:49
Attendance: 8,925

Officials: Bert Smith, Mark Schnur, Trey Styons

Game Time	Hokies	Score	Diff	Notes
02:42				0 JACKSON C substitution in
02:42				5 GREEN D substitution in
02:42				11 MILLER B substitution in
02:42				12 HOUSE T substitution in
02:34	0 CATTOOR H foul personal (2 - 6)			4 MILLS C foul drawn (2)
02:34	0 CATTOOR H substitution out			
02:34	1 RICE R substitution in			
02:34	25 MUTTS J substitution out			
02:34	15 KIDD L substitution in			
02:28		79-54	25	0 JACKSON C 2pt FG in the paint, driving layup made (6)
01:58	2 COLLINS M 3pt FG , step back jump shot made (10)	82-54	28	
01:45	15 KIDD L foul shooting (3 - 7)			11 MILLER B foul drawn (2)
01:45				11 MILLER B free throw 1 - 2 missed
01:45				offensive dead ball rebound (5)
01:45	2 COLLINS M substitution out			
01:45	3 PEDULLA S substitution out			
01:45	10 JOHNSON C substitution in			
01:45	34 POTEAT M substitution in			
01:45				4 MILLS C substitution out
01:45				41 MORRIS R substitution in
01:45				11 MILLER B free throw 2 - 2 missed
01:45	15 KIDD L defensive rebound (2)			
01:16	1 RICE R 3pt FG , pull up jump shot missed			
01:13	10 JOHNSON C offensive rebound (1)			
01:12	10 JOHNSON C 2pt FG second chance in the paint, layup missed			
01:09				0 JACKSON C defensive rebound (2)
01:03		82-57	25	0 JACKSON C 3pt FG , jump shot made (9)
01:03				5 GREEN D assist (1)
00:35	11 CAMDEN J 3pt FG , jump shot missed			
00:32				41 MORRIS R defensive rebound (1)
00:28		82-60	22	5 GREEN D 3pt FG , jump shot made (3)
00:28				12 HOUSE T assist (1)
END OF GAME				
Hokies 82-60 Noles				



Florida State at Virginia Tech

03/04/23 Cassell Coliseum, Blacksburg, Va.
2022-23 Men's Basketball

Game Time: 4:00 PM
Game Duration: 1:49
Attendance: 8,925

Officials: Bert Smith, Mark Schnur, Trey Styons

Florida State - 30

NO.	Name	F/G	Min	FG	3P	FT	Rebounds			Fouls		TP	AS	TO	ST	Blocks		+/-
							M-A	M-A	M-A	OR	DR					TOT	PF	
3	Cameron Corhen	F	13:08	0-0	0-0	0-0	0	1	1	0	2	0	0	0	0	0	0	-12
1	Jalen Warley	G	10:49	0-0	0-0	0-0	0	1	1	1	0	0	1	2	2	0	0	-10
4	Caleb Mills	G	16:30	5-6	1-1	0-0	1	1	2	1	2	11	0	0	0	0	0	-15
22	Darin Green Jr.	G	10:31	0-3	0-1	0-0	0	0	0	1	1	0	0	0	0	0	0	-12
35	Matthew Cleveland	G	17:18	3-9	0-1	0-0	1	3	4	1	0	6	1	4	0	2	0	-18
0	Chandler Jackson		10:56	3-4	1-2	0-0	0	1	1	0	1	7	0	1	0	0	0	-7
5	De'Ante Green		06:52	1-1	1-1	0-0	0	1	1	1	0	3	1	0	0	0	0	-1
11	Baba Miller		09:29	1-3	1-3	0-2	0	2	2	0	1	3	0	2	0	0	0	-1
12	Tom House		02:42	0-0	0-0	0-0	0	0	0	0	0	0	1	0	0	0	0	5
41	R.J. Morris		01:45	0-0	0-0	0-0	0	1	1	0	0	0	0	0	0	0	0	6
Team							0	1	1			0		0				
Totals				13-26	4-9	0-2	2	12	14	5	7	30	4	9	2	2	0	-13

Shooting By Period		
2 nd FG%	13-26	50.0%
3PT%	4-9	44.4%
FT%	0-2	0%
GM FG%	13-26	50.0%
3PT%	4-9	44.4%
FT%	0-2	0.0%

Dead Ball Rebounds: 1, 1

Technical Fouls::NONE

Virginia Tech - 43

NO.	Name	F/G	Min	FG	3P	FT	Rebounds			Fouls		TP	AS	TO	ST	Blocks		+/-
							M-A	M-A	M-A	OR	DR					TOT	PF	
21	Grant Basile	F	12:52	1-4	0-1	1-2	1	4	5	1	1	3	1	0	1	0	1	11
25	Justyn Mutts	F	14:25	2-4	0-0	0-0	2	0	2	1	0	4	3	0	1	0	1	17
0	Hunter Cattoor	G	16:10	4-6	4-6	2-2	0	1	1	2	1	14	1	1	1	0	0	17
2	MJ Collins	G	14:29	2-3	2-3	0-0	0	0	0	2	0	6	2	0	1	0	0	14
3	Sean Pedulla	G	16:30	3-7	2-4	3-3	1	0	1	0	2	11	0	2	0	0	0	19
15	Lynn Kidd		07:00	0-0	0-0	0-0	0	2	2	1	0	0	0	0	1	0	0	2
1	Rodney Rice		09:21	2-6	1-4	0-0	0	1	1	0	1	5	1	0	0	0	0	1
34	Mylyjael Poteat		04:46	0-0	0-0	0-0	0	0	0	0	0	0	1	0	1	0	0	-5
11	John Camden		02:42	0-1	0-1	0-0	0	0	0	0	0	0	0	0	0	0	0	-5
10	Camden Johnson		01:45	0-1	0-0	0-0	1	0	1	0	0	0	0	0	0	0	0	-6
Team							0	2	2			0		0				
Totals				14-32	9-19	6-7	5	10	15	7	5	43	9	3	6	0	2	13

Shooting By Period		
2 nd FG%	14-32	43.8%
3PT%	9-19	47.4%
FT%	6-7	85.7%
GM FG%	14-32	43.8%
3PT%	9-19	47.4%
FT%	6-7	85.7%

Dead Ball Rebounds: 1, 2

Technical Fouls::NONE

	Noles	Hokies
Biggest lead	0 (1 st 20:00)	28 (2 nd 1:58)
Best Scoring Run	6(2 nd 0:28)	11(2 nd 12:31)
Lead Changes	0	
Times Tied	0	
Time with Lead	00:00	19:48

	Noles	Hokies
Points from		
Turnovers	2	12
Paint	14	10
Second Chance	0	2
Fast Breaks	0	6
Bench	13	5

	Period by Period Scoring		
	1st	2nd	TOT
Noles	30	30	60
Hokies	39	43	82



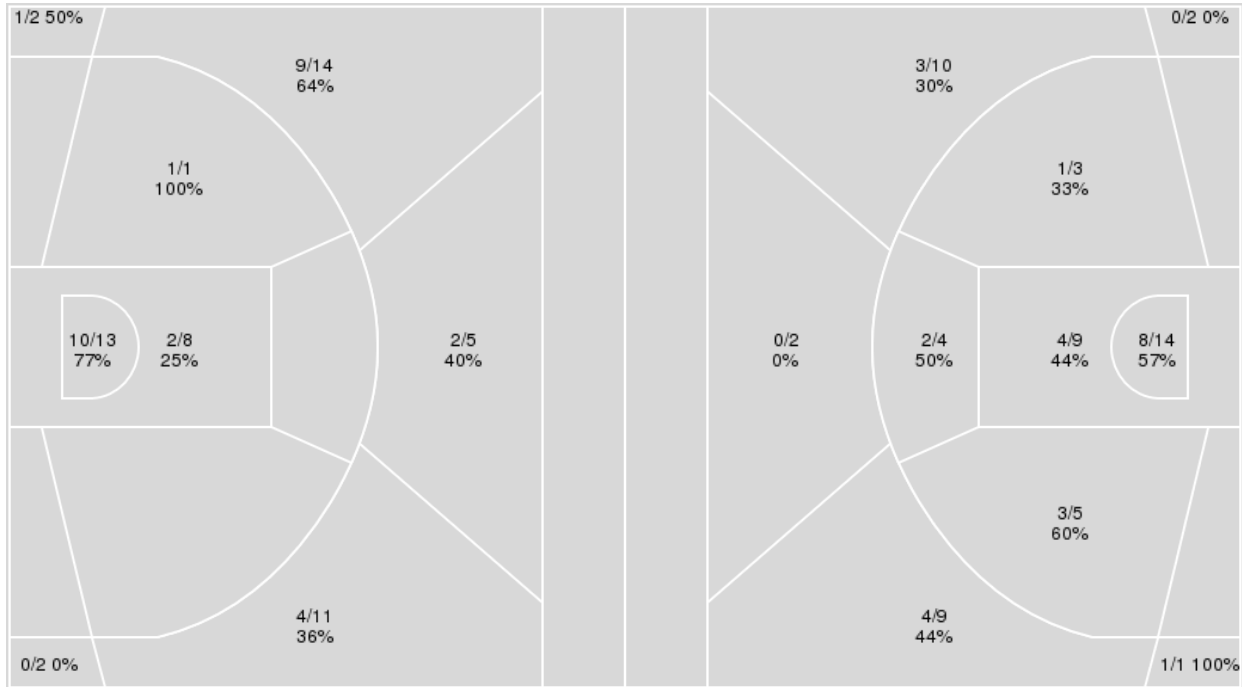
Officials: Bert Smith, Mark Schnur, Trey Styons

{ Players => 0, 1, 2, 3, 4, 5, 10, 11, 13, 14, 15, 21, 25, 33, 34; } FG
 Types => All; Results => All;

{ Players => 0, 1, 3, 4, 5, 10, 11, 12, 21, 22, 24, 33, 35, 40, 41, 42, 43,
 44, 45, 51; } FG Types => All; Results => All;

Virginia Tech

Florida State



Virginia Tech	M/A	%
Field Goals	29/56	52
2 Points	13/22	59
3 Points	16/34	47
Free Throws	8/9	89

Florida State	M/A	%
Field Goals	26/59	44
2 Points	18/35	51
3 Points	8/24	33
Free Throws	0/2	0



Florida State at Virginia Tech

03/04/23 Cassell Coliseum, Blacksburg, Va.
2022-23 Men's Basketball

Game Time: 4:00 PM
Game Duration: 1:49
Attendance: 8,925

Officials: Bert Smith, Mark Schnur, Trey Styons

Florida State

No	Name	Mins		Score		Points Diff		Points per Min		Assists		Rebounds		Steals		Turnovers	
		On	Off	On	Off	On	Off	On	Off	On	Off	On	Off	On	Off	On	Off
0	Chandler Jackson	17:10	22:50	29 - 30	31 - 52	-1	-21	1.69	1.36	4	6	12	12	2	4	7	6
1	Jalen Warley	27:25	12:35	37 - 58	23 - 24	-21	-1	1.35	1.83	7	3	14	10	5	1	8	5
3	Cameron Corhen	26:44	13:16	39 - 66	21 - 16	-27	5	1.46	1.58	7	3	13	11	4	2	9	4
4	Caleb Mills	29:48	10:12	42 - 72	18 - 10	-30	8	1.41	1.76	7	3	17	7	4	2	10	3
5	De'Ante Green	10:50	29:10	15 - 12	45 - 70	3	-25	1.38	1.54	3	7	9	15	1	5	3	10
11	Baba Miller	17:46	22:14	31 - 24	29 - 58	7	-29	1.74	1.30	4	6	12	12	4	2	5	8
12	Tom House	05:22	34:38	14 - 7	46 - 75	7	-29	2.61	1.33	2	8	4	20	1	5	0	13
22	Darin Green Jr.	27:51	12:09	37 - 60	23 - 22	-23	1	1.33	1.89	7	3	17	7	3	3	9	4
24	Naheem McLeod	02:26	37:34	6 - 4	54 - 78	2	-24	2.47	1.44	0	10	2	22	1	5	1	12
35	Matthew Cleveland	32:53	07:07	44 - 77	16 - 5	-33	11	1.34	2.25	7	3	18	6	5	1	13	0
41	R.J. Morris	01:45	38:15	6 - 0	54 - 82	6	-28	3.43	1.41	2	8	2	22	0	6	0	13

Virginia Tech

No	Name	Mins		Score		Points Diff		Points per Min		Assists		Rebounds		Steals		Turnovers	
		On	Off	On	Off	On	Off	On	Off	On	Off	On	Off	On	Off	On	Off
0	Hunter Cattoor	33:30	06:30	66 - 48	16 - 12	18	4	1.97	2.46	17	4	24	6	6	2	9	1
1	Rodney Rice	19:50	20:10	34 - 33	48 - 27	1	21	1.71	2.38	9	12	11	19	5	3	6	4
2	MJ Collins	32:33	07:27	71 - 50	11 - 10	21	1	2.18	1.48	19	2	26	4	6	2	7	3
3	Sean Pedulla	30:37	09:23	75 - 37	7 - 23	38	-16	2.45	0.75	18	3	25	5	7	1	8	2
10	Camden Johnson	01:45	38:15	0 - 6	82 - 54	-6	28	0.00	2.14	0	21	2	28	0	8	0	10
11	John Camden	02:42	37:18	3 - 8	79 - 52	-5	27	1.11	2.12	0	21	2	28	0	8	0	10
15	Lynn Kidd	11:05	28:55	18 - 22	64 - 38	-4	26	1.62	2.21	3	18	5	25	2	6	4	6
21	Grant Basile	28:20	11:40	62 - 36	20 - 24	26	-4	2.19	1.71	17	4	24	6	6	2	6	4
25	Justyn Mutts	32:13	07:47	69 - 41	13 - 19	28	-6	2.14	1.67	19	2	27	3	6	2	9	1
34	Mylyjael Poteat	07:25	32:35	12 - 19	70 - 41	-7	29	1.62	2.15	3	18	4	26	2	6	1	9

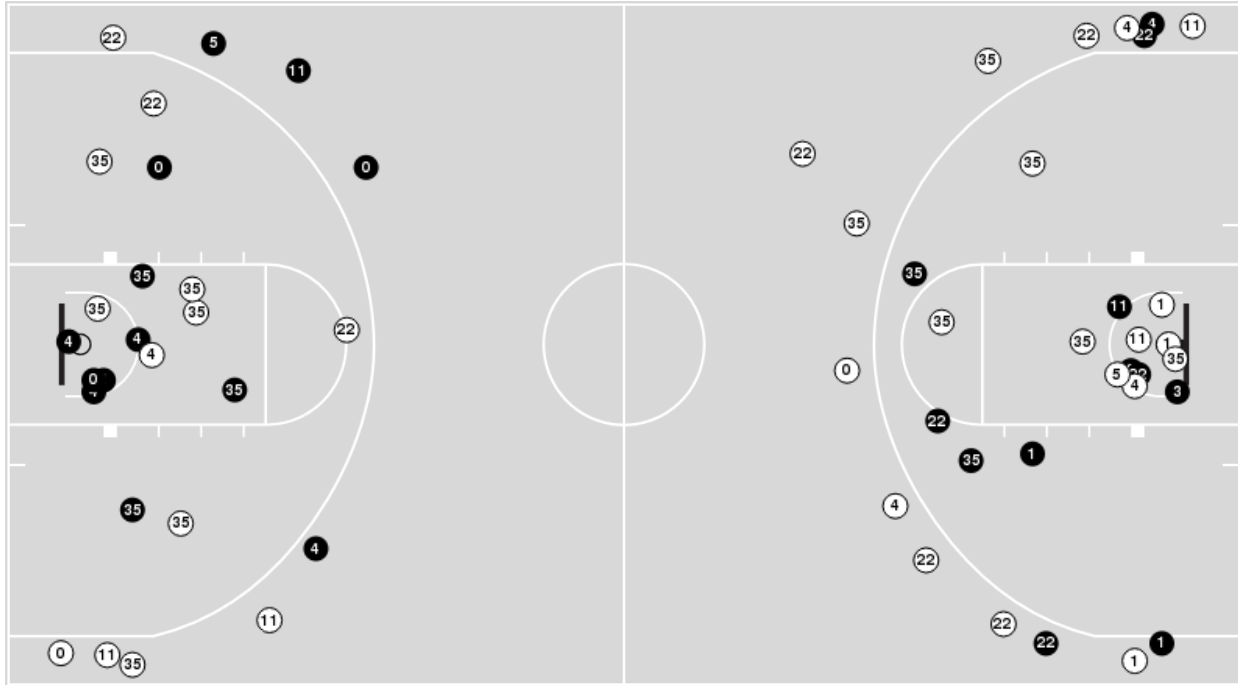


Officials: Bert Smith, Mark Schnur, Trey Styons

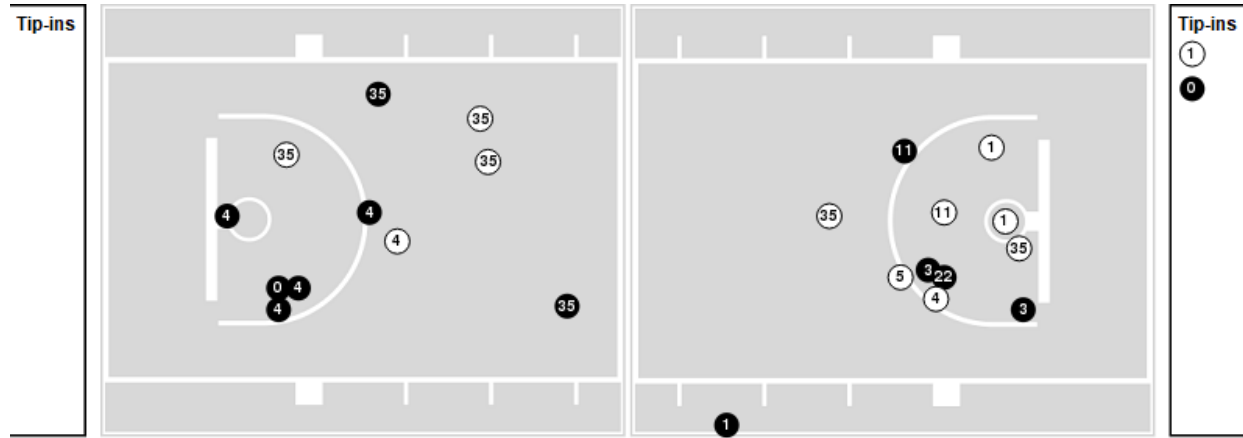
Players => 0, 1, 3, 4, 5, 10, 11, 12, 21, 22, 24, 33, 35, 40, 41, 42, 43, 44, 45, 51 FG Types=>All Results=>All

Florida State

All Field Goals



Blow Up Chart



● Made ○ Missed N - Player Number

Florida State	M/A	%
Field Goals	26/59	44
2 Points	18/35	51
3 Points	8/24	33
Free Throws	0/2	0

Florida State	M/A	%
Points in the Paint	24 (12 / 23)	52
Fast Break Points	2 (1/1)	100
Second Chance Points	8 (4/8)	50
Effective FG%	51	

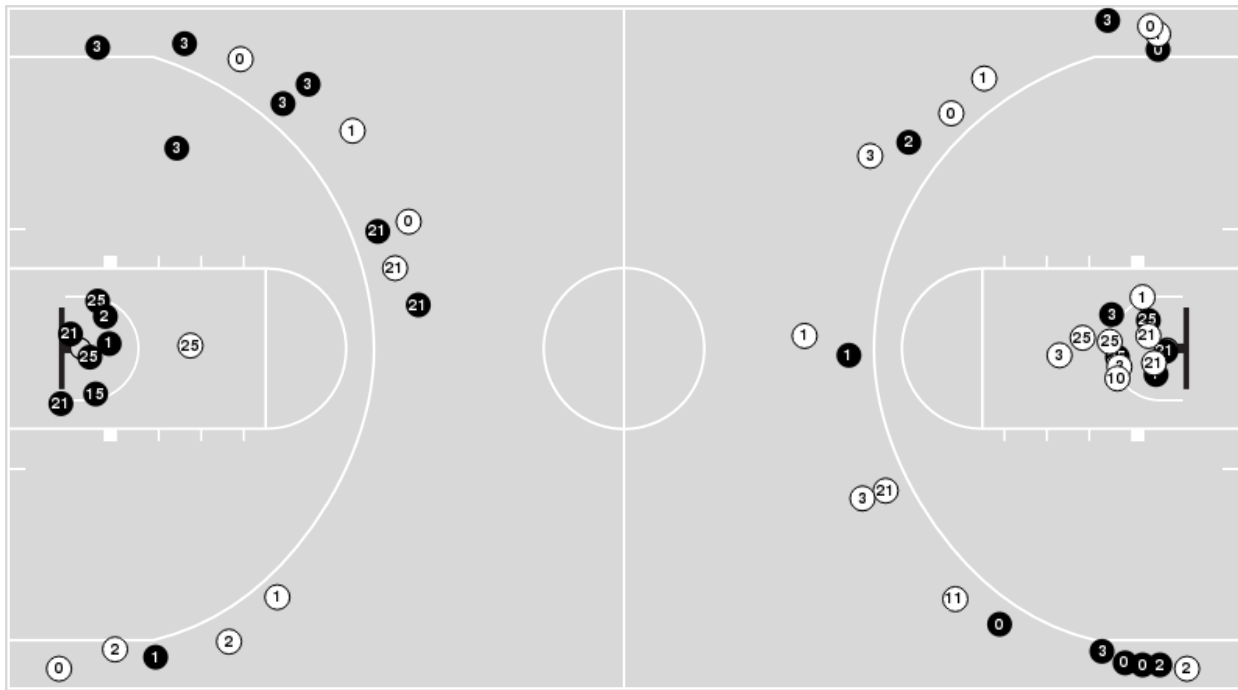


Officials: Bert Smith, Mark Schnur, Trey Styons

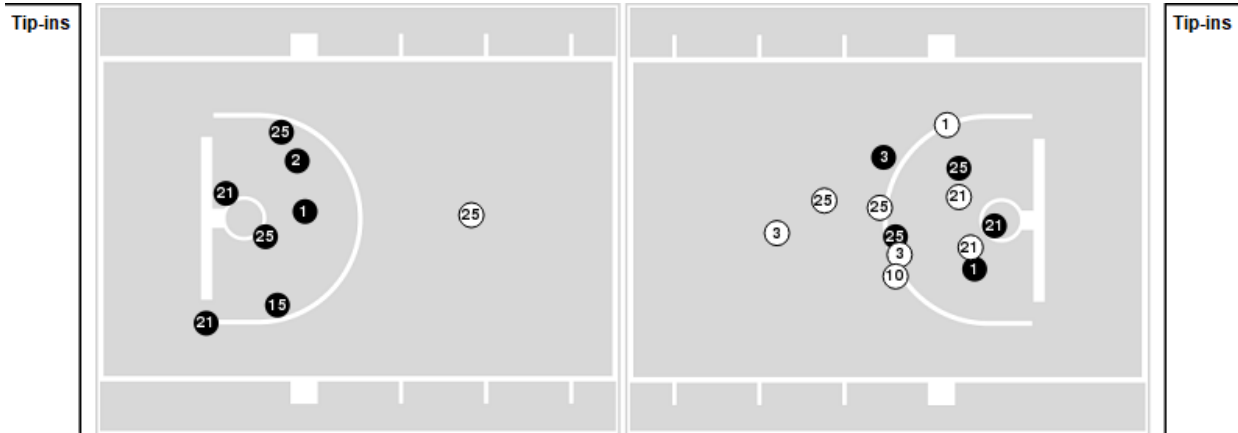
Players => 0, 1, 2, 3, 4, 5, 10, 11, 13, 14, 15, 21, 25, 33, 34 FG Types=>All Results=>All

Virginia Tech

All Field Goals



Blow Up Chart



● Made ○ Missed N - Player Number

Virginia Tech	M/A	%
Field Goals	29/56	52
2 Points	13/22	59
3 Points	16/34	47
Free Throws	8/9	89

Virginia Tech	M/A	%
Points in the Paint	24 (12 / 21)	57
Fast Break Points	8 (4/5)	80
Second Chance Points	4 (3/9)	33
Effective FG%	66	



Florida State at Virginia Tech

03/04/23 Cassell Coliseum, Blacksburg, Va.
2022-23 Men's Basketball

Game Time: 4:00 PM
Game Duration: 1:49
Attendance: 8,925

Officials: Bert Smith, Mark Schnur, Trey Styons

Florida State

Lineup	Quarter On	Time On	Quarter Off	Time Off	Time on Court	Score	Score Diff	Reb	Stl	Tov	Ass	PPP
1- Warley J/ 3- Corhen C/ 4- Mills C/ 22- Green Jr. D/ 35- Cleveland M/	1	20:00	1	13:11	06:49	6-17	-11	2	2	2	2	0.5455
0- Jackson C/ 3- Corhen C/ 11- Miller B/ 22- Green Jr. D/ 35- Cleveland M/	1	13:11	1	12:13	00:58	0-0	0	1	0	0	0	0.0000
0- Jackson C/ 11- Miller B/ 22- Green Jr. D/ 24- McLeod N/ 35- Cleveland M/	1	12:13	1	11:59	00:14	0-0	0	0	0	1	0	0.0000
0- Jackson C/ 11- Miller B/ 12- House T/ 24- McLeod N/ 35- Cleveland M/	1	11:59	1	09:47	02:12	6-4	2	2	1	0	0	2.0000
0- Jackson C/ 5- Green D/ 11- Miller B/ 12- House T/ 35- Cleveland M/	1	09:47	1	09:47	00:00	0-0	0	0	0	0	0	0.0000
1- Warley J/ 5- Green D/ 11- Miller B/ 12- House T/ 35- Cleveland M/	1	09:47	1	09:19	00:28	0-0	0	0	0	0	0	0.0000
1- Warley J/ 3- Corhen C/ 4- Mills C/ 22- Green Jr. D/ 35- Cleveland M/	1	09:19	1	04:56	04:23	10-16	-6	0	0	1	3	1.4286
1- Warley J/ 4- Mills C/ 5- Green D/ 22- Green Jr. D/ 35- Cleveland M/	1	04:56	1	04:25	00:31	0-0	0	1	0	0	0	0.0000
1- Warley J/ 4- Mills C/ 5- Green D/ 11- Miller B/ 22- Green Jr. D/	1	04:25	1	02:50	01:35	2-0	2	2	0	0	0	1.0000
0- Jackson C/ 1- Warley J/ 5- Green D/ 11- Miller B/ 22- Green Jr. D/	1	02:50	1	01:26	01:24	2-0	2	1	1	0	0	1.0000
0- Jackson C/ 1- Warley J/ 3- Corhen C/ 11- Miller B/ 22- Green Jr. D/	1	01:26	2	20:00	01:26	4-2	2	1	0	0	1	1.3333
1- Warley J/ 3- Corhen C/ 4- Mills C/ 22- Green Jr. D/ 35- Cleveland M/	2	20:00	2	16:26	03:34	7-7	0	3	0	0	1	1.4000
0- Jackson C/ 3- Corhen C/ 4- Mills C/ 22- Green Jr. D/ 35- Cleveland M/	2	16:26	2	14:30	01:56	2-5	-3	1	0	1	0	0.5000
0- Jackson C/ 4- Mills C/ 5- Green D/ 22- Green Jr. D/ 35- Cleveland M/	2	14:30	2	13:50	00:40	0-2	-2	1	0	0	0	0.0000
0- Jackson C/ 1- Warley J/ 5- Green D/ 11- Miller B/ 35- Cleveland M/	2	13:50	2	12:05	01:45	0-4	-4	0	0	2	0	0.0000
1- Warley J/ 3- Corhen C/ 4- Mills C/ 11- Miller B/ 35- Cleveland M/	2	12:05	2	08:48	03:17	6-8	-2	1	2	1	0	1.0000
0- Jackson C/ 4- Mills C/ 5- Green D/ 11- Miller B/ 35- Cleveland M/	2	08:48	2	07:03	01:45	3-3	0	2	0	1	1	1.5000
0- Jackson C/ 3- Corhen C/ 4- Mills C/ 22- Green Jr. D/ 35- Cleveland M/	2	07:03	2	04:55	02:08	4-7	-3	1	0	2	0	1.0000
1- Warley J/ 3- Corhen C/ 4- Mills C/ 22- Green Jr. D/ 35- Cleveland M/	2	04:55	2	02:42	02:13	0-4	-4	3	0	2	0	0.0000
0- Jackson C/ 4- Mills C/ 5- Green D/ 11- Miller B/ 12- House T/	2	02:42	2	01:45	00:57	2-3	-1	0	0	0	0	1.3889
0- Jackson C/ 5- Green D/ 11- Miller B/ 12- House T/ 41- Morris R/	2	01:45	2	00:00	01:45	6-0	6	2	0	0	2	2.4590



Florida State at Virginia Tech

03/04/23 Cassell Coliseum, Blacksburg, Va.
2022-23 Men's Basketball

Game Time: 4:00 PM

Game Duration: 1:49

Attendance: 8,925

Officials: Bert Smith, Mark Schnur, Trey Styons

Virginia Tech

Lineup	Quarter On	Time On	Quarter Off	Time Off	Time on Court	Score	Score Diff	Reb	Stl	Tov	Ass	PPP
0- Cattoor H/ 2- Collins M/ 3- Pedulla S/ 21- Basile G/ 25- Mutts J/	1	20:00	1	13:11	06:49	17-6	11	8	0	3	4	1.5625
0- Cattoor H/ 1- Rice R/ 3- Pedulla S/ 15- Kidd L/ 25- Mutts J/	1	13:11	1	11:59	01:12	0-0	0	1	1	0	0	0.0000
0- Cattoor H/ 1- Rice R/ 3- Pedulla S/ 15- Kidd L/ 21- Basile G/	1	11:59	1	11:15	00:44	2-0	2	0	0	0	0	2.0000
0- Cattoor H/ 1- Rice R/ 2- Collins M/ 15- Kidd L/ 21- Basile G/	1	11:15	1	09:47	01:28	2-6	-4	0	0	1	1	0.6667
1- Rice R/ 2- Collins M/ 3- Pedulla S/ 25- Mutts J/ 34- Poteat M/	1	09:47	1	09:19	00:28	0-0	0	1	0	0	0	0.0000
1- Rice R/ 2- Collins M/ 3- Pedulla S/ 21- Basile G/ 25- Mutts J/	1	09:19	1	07:07	02:12	10-2	8	2	1	1	4	2.0000
0- Cattoor H/ 2- Collins M/ 3- Pedulla S/ 25- Mutts J/ 34- Poteat M/	1	07:07	1	04:56	02:11	6-8	-2	0	0	1	2	2.0000
0- Cattoor H/ 2- Collins M/ 3- Pedulla S/ 21- Basile G/ 25- Mutts J/	1	04:56	1	04:25	00:31	0-0	0	0	0	0	0	0.0000
0- Cattoor H/ 1- Rice R/ 2- Collins M/ 21- Basile G/ 25- Mutts J/	1	04:25	1	00:41	03:44	2-4	-2	3	0	1	1	0.4000
0- Cattoor H/ 1- Rice R/ 2- Collins M/ 15- Kidd L/ 25- Mutts J/	1	00:41	2	20:00	00:41	0-4	-4	0	0	0	0	0.0000
0- Cattoor H/ 2- Collins M/ 3- Pedulla S/ 21- Basile G/ 25- Mutts J/	2	20:00	2	14:30	05:30	12-9	3	4	0	0	4	1.5228
0- Cattoor H/ 2- Collins M/ 3- Pedulla S/ 15- Kidd L/ 25- Mutts J/	2	14:30	2	13:50	00:40	2-0	2	1	0	0	0	1.0638
0- Cattoor H/ 1- Rice R/ 3- Pedulla S/ 15- Kidd L/ 25- Mutts J/	2	13:50	2	10:04	03:46	9-4	5	1	1	3	2	1.2097
1- Rice R/ 2- Collins M/ 3- Pedulla S/ 21- Basile G/ 34- Poteat M/	2	10:04	2	08:48	01:16	3-2	1	1	1	0	0	1.5000
0- Cattoor H/ 1- Rice R/ 2- Collins M/ 21- Basile G/ 34- Poteat M/	2	08:48	2	07:03	01:45	3-3	0	0	1	0	1	1.0000
0- Cattoor H/ 2- Collins M/ 3- Pedulla S/ 21- Basile G/ 25- Mutts J/	2	07:03	2	02:42	04:21	11-4	7	6	3	0	2	1.3959
0- Cattoor H/ 2- Collins M/ 3- Pedulla S/ 11- Camden J/ 25- Mutts J/	2	02:42	2	02:34	00:08	0-0	0	0	0	0	0	0.0000
1- Rice R/ 2- Collins M/ 3- Pedulla S/ 11- Camden J/ 25- Mutts J/	2	02:34	2	02:34	00:00	0-0	0	0	0	0	0	0.0000
1- Rice R/ 2- Collins M/ 3- Pedulla S/ 11- Camden J/ 15- Kidd L/	2	02:34	2	01:45	00:49	3-2	1	0	0	0	0	3.0000
1- Rice R/ 10- Johnson C/ 11- Camden J/ 15- Kidd L/ 34- Poteat M/	2	01:45	2	00:00	01:45	0-6	-6	2	0	0	0	0.0000



Officials: Bert Smith, Mark Schnur, Trey Styons

Florida State

Lineup	Time	Score	Score Diff	Pts/Min	Reb	Stl	Tov	Ass	PPP
1- Warley J/ 3- Corhen C/ 4- Mills C/ 22- Green Jr. D/ 35- Cleveland M/	16:59	23-44	-21	1.3543	8	2	5	6	0.8519
0- Jackson C/ 3- Corhen C/ 4- Mills C/ 22- Green Jr. D/ 35- Cleveland M/	04:04	6-12	-6	1.4754	2	0	3	0	0.7500
1- Warley J/ 3- Corhen C/ 4- Mills C/ 11- Miller B/ 35- Cleveland M/	03:17	6-8	-2	1.8274	1	2	1	0	1.0000
0- Jackson C/ 11- Miller B/ 12- House T/ 24- McLeod N/ 35- Cleveland M/	02:12	6-4	2	2.7273	2	1	0	0	2.0000
0- Jackson C/ 1- Warley J/ 5- Green D/ 11- Miller B/ 35- Cleveland M/	01:45	0-4	-4	0.0000	0	0	2	0	0.0000
0- Jackson C/ 4- Mills C/ 5- Green D/ 11- Miller B/ 35- Cleveland M/	01:45	3-3	0	1.7143	2	0	1	1	1.5000
0- Jackson C/ 5- Green D/ 11- Miller B/ 12- House T/ 41- Morris R/	01:45	6-0	6	3.4286	2	0	0	2	2.4590
1- Warley J/ 4- Mills C/ 5- Green D/ 11- Miller B/ 22- Green Jr. D/	01:35	2-0	2	1.2632	2	0	0	0	1.0000
0- Jackson C/ 1- Warley J/ 3- Corhen C/ 11- Miller B/ 22- Green Jr. D/	01:26	4-2	2	2.7907	1	0	0	1	1.3333
0- Jackson C/ 1- Warley J/ 5- Green D/ 11- Miller B/ 22- Green Jr. D/	01:24	2-0	2	1.4286	1	1	0	0	1.0000
0- Jackson C/ 3- Corhen C/ 11- Miller B/ 22- Green Jr. D/ 35- Cleveland M/	00:58	0-0	0	0.0000	1	0	0	0	0.0000
0- Jackson C/ 4- Mills C/ 5- Green D/ 11- Miller B/ 12- House T/	00:57	2-3	-1	2.1053	0	0	0	0	1.3889
0- Jackson C/ 4- Mills C/ 5- Green D/ 22- Green Jr. D/ 35- Cleveland M/	00:40	0-2	-2	0.0000	1	0	0	0	0.0000
1- Warley J/ 4- Mills C/ 5- Green D/ 22- Green Jr. D/ 35- Cleveland M/	00:31	0-0	0	0.0000	1	0	0	0	0.0000
1- Warley J/ 5- Green D/ 11- Miller B/ 12- House T/ 35- Cleveland M/	00:28	0-0	0	0.0000	0	0	0	0	0.0000
0- Jackson C/ 11- Miller B/ 22- Green Jr. D/ 24- McLeod N/ 35- Cleveland M/	00:14	0-0	0	0.0000	0	0	1	0	0.0000
0- Jackson C/ 5- Green D/ 11- Miller B/ 12- House T/ 35- Cleveland M/	00:00	0-0	0	NaN	0	0	0	0	0.0000



Florida State at Virginia Tech

03/04/23 Cassell Coliseum, Blacksburg, Va.
2022-23 Men's Basketball

Game Time: 4:00 PM

Game Duration: 1:49

Attendance: 8,925

Officials: Bert Smith, Mark Schnur, Trey Styons

Virginia Tech

Lineup	Time	Score	Score Diff	Pts/Min	Reb	Stl	Tov	Ass	PPP
0- Cattoor H/ 2- Collins M/ 3- Pedulla S/ 21- Basile G/ 25- Mutts J/	17:11	40-19	21	2.3278	18	3	3	10	1.5015
0- Cattoor H/ 1- Rice R/ 3- Pedulla S/ 15- Kidd L/ 25- Mutts J/	04:58	9-4	5	1.8121	2	2	3	2	1.0664
0- Cattoor H/ 1- Rice R/ 2- Collins M/ 21- Basile G/ 25- Mutts J/	03:44	2-4	-2	0.5357	3	0	1	1	0.4000
1- Rice R/ 2- Collins M/ 3- Pedulla S/ 21- Basile G/ 25- Mutts J/	02:12	10-2	8	4.5455	2	1	1	4	2.0000
0- Cattoor H/ 2- Collins M/ 3- Pedulla S/ 25- Mutts J/ 34- Poteat M/	02:11	6-8	-2	2.7481	0	0	1	2	2.0000
0- Cattoor H/ 1- Rice R/ 2- Collins M/ 21- Basile G/ 34- Poteat M/	01:45	3-3	0	1.7143	0	1	0	1	1.0000
1- Rice R/ 10- Johnson C/ 11- Camden J/ 15- Kidd L/ 34- Poteat M/	01:45	0-6	-6	0.0000	2	0	0	0	0.0000
0- Cattoor H/ 1- Rice R/ 2- Collins M/ 15- Kidd L/ 21- Basile G/	01:28	2-6	-4	1.3636	0	0	1	1	0.6667
1- Rice R/ 2- Collins M/ 3- Pedulla S/ 21- Basile G/ 34- Poteat M/	01:16	3-2	1	2.3684	1	1	0	0	1.5000
1- Rice R/ 2- Collins M/ 3- Pedulla S/ 11- Camden J/ 15- Kidd L/	00:49	3-2	1	3.6735	0	0	0	0	3.0000
0- Cattoor H/ 1- Rice R/ 3- Pedulla S/ 15- Kidd L/ 21- Basile G/	00:44	2-0	2	2.7273	0	0	0	0	2.0000
0- Cattoor H/ 1- Rice R/ 2- Collins M/ 15- Kidd L/ 25- Mutts J/	00:41	0-4	-4	0.0000	0	0	0	0	0.0000
0- Cattoor H/ 2- Collins M/ 3- Pedulla S/ 15- Kidd L/ 25- Mutts J/	00:40	2-0	2	3.0000	1	0	0	0	1.0638
1- Rice R/ 2- Collins M/ 3- Pedulla S/ 25- Mutts J/ 34- Poteat M/	00:28	0-0	0	0.0000	1	0	0	0	0.0000
0- Cattoor H/ 2- Collins M/ 3- Pedulla S/ 11- Camden J/ 25- Mutts J/	00:08	0-0	0	0.0000	0	0	0	0	0.0000
1- Rice R/ 2- Collins M/ 3- Pedulla S/ 11- Camden J/ 25- Mutts J/	00:00	0-0	0	NaN	0	0	0	0	0.0000