



HOKIES

2023 Virginia Tech Softball Game Notes

Game Info

March 24-25
vs. Chattanooga
Blacksburg, Va.

Where to Watch



Schedule

FEBRUARY

9	vs. East Carolina#	Wilmington, N.C.	W, 8-0 (5)
9	at UNCW#	Wilmington, N.C.	W, 5-1
10	at UNCW#	Wilmington, N.C.	W, 6-0
10	vs. East Carolina	Wilmington, N.C.	W, 4-2
11	vs. Purdue Fort Wayne#	Wilmington, N.C.	W, 9-0 (5)
17	vs. Oklahoma State\$	Clearwater, Fla.	L, 10-9
17	vs. Nebraska\$	Clearwater, Fla.	W, 6-4
18	vs. UCLAS	Clearwater, Fla.	L, 8-4
18	vs. Arizona\$	Clearwater, Fla.	L, 6-2
19	vs. USF\$	Clearwater, Fla.	W, 4-1
24	vs. Abilene Christian%	Austin, Texas	W, 11-0 (5)
24	at Texas%	Austin, Texas	W, 6-5 (8)
25	vs. Texas Southern%	Austin, Texas	W, 8-0 (5)
25	at Texas%	Austin, Texas	L, 8-2
26	vs. Abilene Christian	Austin, Texas	W, 4-1

MARCH

3	N.C. STATE*	Blacksburg, Va.	W, 7-0
4	N.C. STATE*	Blacksburg, Va.	W, 7-3
5	N.C. STATE*	Blacksburg, Va.	W, 10-1 (6)
7	MOUNT ST. MARY'S (DH)	Blacksburg, Va.	W, 6-5 & 10-2 (5)
8	at Gardner-Webb	Boiling Springs, N.C.	W, 15-3 (5)
10	at North Carolina*	Chapel Hill, N.C.	W, 4-1
11	at North Carolina (DH)*	Chapel Hill, N.C.	L 4-0, W 3-1
15	at App State	Boone, N.C.	Canceled.
18	at Georgia Tech*	Atlanta, Ga.	W, 7-4
18	at Georgia Tech*	Atlanta, Ga.	W, 8-2
19	at Georgia Tech*	Atlanta, Ga.	W, 5-1
22	CHARLOTTE	Blacksburg, Va.	L, 3-2
24	CHATTANOOGA	Blacksburg, Va.	6PM
25	CHATTANOOGA (DH)	Blacksburg, Va.	Noon & 2PM
28	LIBERTY	Blacksburg, Va.	6PM
31	DUKE*	Blacksburg, Va.	6PM

APRIL

1	DUKE*	Blacksburg, Va.	2PM
2	DUKE*	Blacksburg, Va.	Noon
4	LONGWOOD (DH)	Blacksburg, Va.	4 & 6PM
6	at Virginia*	Charlottesville, Va.	TBA
7	at Virginia*	Charlottesville, Va.	TBA
8	at Virginia*	Charlottesville, Va.	TBA
11	TENNESSEE	Blacksburg, Va.	6PM
14	at Notre Dame*	South Bend, Ind.	5PM
15	at Notre Dame*	South Bend, Ind.	6PM
16	at Notre Dame*	South Bend, Ind.	Noon
18	RADFORD	Blacksburg, Va.	6PM
20	FLORIDA STATE*	Blacksburg, Va.	7PM
21	FLORIDA STATE*	Blacksburg, Va.	6PM
22	FLORIDA STATE*	Blacksburg, Va.	2PM
25	at Marshall	Huntington, W.Va.	3PM
28	CLEMSON*	Blacksburg, Va.	6PM
29	CLEMSON*	Blacksburg, Va.	2PM
30	CLEMSON*	Blacksburg, Va.	Noon

MAY

3	at Liberty	Lynchburg, Va.	6PM
10-13	ACC Championship	South Bend, Ind.	TBA

CAPS = HOME | AT = ROAD | VS. = NEUTRAL SITE | * = ACC CONFERENCE GAME | DH = DOUBLEHEADER
UNCW TOURNAMENT | \$ TAXACT CLEARWATER INVITATIONAL | % LONE STAR STATE INVITATIONAL | POSTSEASON

RANKINGS = USA TODAY/NFCA COACHES' POLL / ESPN.COM/USA SOFTBALL POLL

VIRGINIA TECH CONTACT

Bree Williams
Assistant Director, Strategic Communications
Phone: (513) 594-2278
Email: bwilliams17@vt.edu



@HokiesSoftball



@HokiesSoftball

INFORMATION

No. 11/14 Virginia Tech



Hokies

Record..... 22-6
Streak..... L1
Head Coach..... Pete D'Amour
Record at Tech (Years)..... 173-46 (5th)

Chattanooga



Mocs

Record..... 14-10
Streak..... L3
Head Coach..... Frank Reed
Record at UTC (Years)..... 705-504 (22nd)

NUMBERS TO KNOW

12

• Twelve different Hokies have at least one home run this season, with all of the Hokies regular starters recording one. Bre Peck has now taken the lead, hitting three home runs over the weekend against Georgia Tech for nine on the season

15

• Emma Ritter's 15-game hit streak came to an end on Saturday in game two against Georgia Tech. The junior had recorded at least one hit in 15 straight games, starting in the Feb. 19 game against USF. She leads the team with 34 hits this year.

CHATTANOOGA SERIES HISTORY

Charlotte Series..... UTC leads 6-4
Last Five..... UTC leads 3-2
VT Ranked..... UTC leads 3-0
First Meeting..... VT W, 5-0, 2000 (Tampa, Fla.)
Last Meeting..... VT W, 7-5, 2013 (Clermont, Fla.)

PLAYERS TO WATCH



• Cameron Fagan was consistent in the no. 2 spot over the weekend, hitting .333 with four hits and three RBI, including her fourth home run of the season. Fagan was also solid at second base with a perfect fielding percentage.



• Bre Peck led the Hokies at the plate this weekend against Georgia Tech, hitting .444 with three home runs and six RBI. She is now the team leader in home runs with nine. The sophomore ended with a 1.444 slugging % and 5 runs scored

LAST TIME OUT

• The Hokies fell to Charlotte 3-2 Wednesday afternoon. Emma Lemley threw the complete game, striking out 14 and walking one. Jayme Bailey had the team's two RBI, hitting a two-run home run in the top of the seventh to bring the Hokies within one.
• Tech completed the sweep over Georgia Tech last weekend, defeating the Yellow Jackets 7-4, 8-2, and 5-1. Emma Lemley recorded the wins in games one and three, with Molly Jacobson earning the win in game two. Lemley also earned a save in game two.
• The win in game two was Jacobson's first ACC career win in the circle. The R-So. went 5.2 innings, giving up only two runs on five hits with three strikeouts
• Tech hit nine home runs over the weekend, with Peck hitting three and Greene adding two.

PROBABLE LINEUP

#	Name	BA	H	R	RBI	HR
90	Emma Ritter (LF)	.374	34	22	19	7
97	Cameron Fagan (2B)	.310	26	13	16	4
2	Jayme Bailey (1B)	.361	30	20	24	8
6	Addy Greene (RF)	.316	25	19	18	8
88	Bre Peck (CF)	.313	20	22	17	9
14	Emma Jackson (DP)	.289	11	10	10	4
8	Kelsey Bennett (3B)	.226	14	6	12	5
7	Teagan Thrunk (SS)	.328	20	19	15	4
11	Kylie Aldridge (C)	.103	4	7	4	2
		ERA	IP	K	BB	W-L
27	Emma Lemley (P)	1.78	102.1	157	12	14-2



NFCA Week 6 Top 25 Poll

March 21 | *Opponents in italics*

Team (1st place votes)	Record	Points	Last
1 Oklahoma (32)	27-1	800	1
2 <i>Oklahoma State</i>	25-2	761	3
3 <i>UCLA</i>	27-3	715	3
4 <i>Tennessee</i>	24-1	704	5
5 <i>Clemson</i>	29-1	693	4
6 <i>Florida State</i>	24-6	624	6
7 <i>Stanford</i>	24-3	602	7
8 <i>Florida</i>	22-5	543	8
9 <i>Washington</i>	22-6	530	10
10 <i>Texas</i>	26-5-1	477	11
11 Virginia Tech	22-5	456	13
12 <i>Arkansas</i>	21-8	434	9
13 <i>Kentucky</i>	19-5-1	427	14
14 <i>Duke</i>	24-5	389	15
15 <i>LSU</i>	23-5	369	12
16 <i>Alabama</i>	20-6	336	13
17 <i>Georgia</i>	24-6	322	18
18 <i>Arizona</i>	20-9	243	17
19 <i>Oregon</i>	19-8	207	20
20 <i>Baylor</i>	22-5	161	21
21 <i>Auburn</i>	22-9	127	19
22 <i>Wichita State</i>	23-6	121	23
23 <i>Utah</i>	21-5	78	RV
24 <i>Northwestern</i>	13-8	75	RV
25 <i>Louisiana</i>	21-9	43	RV

Receiving Votes: Maryland (42), Arizona State (40), Texas A&M (28), Missouri (18), Mississippi State (8), California (4), UCF (3), Boston University (2), Southern Illinois (1).

GENERAL INFORMATION

University Name Virginia Tech
 Location Blacksburg, Va.
 Founded 1872
 Enrollment 37,000
 President.....Dr. Timothy Sands
 Director of Athletics.....Whit Babcock
 Nickname.....Hokies
 Mascot.....Hokie Bird
 Colors..... Chicago Maroon and Burnt Orange
 Affiliation..... NCAA Division I
 Conference.....Atlantic Coast
 Home Field.....Tech Softball Park (TSP)
 Capacity 1,024

INFORMATION

2022 Record..... 46-10
 2022 Conference Record / Finish.....21-2 / 1st in ACC
 Starters Returning / Lost..... 8 / 3
 Newcomers..... 8

STAFF

Head Coach (Alma Mater) Pete D'Amour (Missouri)
 Virginia Tech Record / Years 151-40 / Fifth season
 Overall Record / Years 230-77 / Seventh season
 Assistant Coach Doug Gillis (Northwood)
 Assistant Coach Mike Lewis (Missouri-Kansas City)
 Student Assistant Coach..... Mackenzie Lawter (Virginia Tech '22)
 Director of Operations..... Bill Old (Randolph-Macon)
 Athletic Trainer Kristen Matthis (Pitt, UCF)
 Strength & Conditioning Kelly Murphy (Cornell, Columbia)

USA Softball Week 6 Top 25 Poll

March 21 | *Opponents in italics*

Team (1st place votes)	Record	Points	Last
1 Oklahoma (25)	27-1	625	1
2 <i>Oklahoma State</i>	25-2	588	2
3 <i>Tennessee</i>	24-1	564	T4
4 <i>UCLA</i>	27-3	554	3
5 <i>Clemson</i>	29-1	537	T4
6 <i>Stanford</i>	24-3	474	7
7 <i>Florida State</i>	24-6	467	6
8 <i>Texas</i>	26-5-1	404	9
9 <i>Washington</i>	22-6	401	8
10 <i>Florida</i>	22-5	376	11
11 <i>Kentucky</i>	19-5-1	366	14
12 <i>LSU</i>	23-5	313	10
13 <i>Alabama</i>	22-7	300	13
14 Virginia Tech	22-5	296	15
15 <i>Duke</i>	24-5	294	16
16 <i>Georgia</i>	24-6	290	17
17 <i>Arkansas</i>	21-8	289	12
18 <i>Oregon</i>	19-8	187	19
19 <i>Utah</i>	21-5	149	25
20 <i>Arizona</i>	20-9	142	18
21 <i>Northwestern</i>	13-8	120	24
22 <i>Baylor</i>	22-5	113	20
23 <i>Louisiana</i>	21-9	101	23
24 <i>Texas A&M</i>	16-10	46	21
25 <i>Auburn</i>	22-9	39	22

Receiving Votes: Wichita State (29), Fresno State (20), Maryland (16), Missouri (13), Arizona State (7), Mississippi State (7), California (4).

ROSTER

No.	Name	Yr.	B/T	Pos.	Ht.	Hometown	High School / Previous School
2	Jayme Bailey	Sr.	R/R	UT	5-5	Scott Depot, W.Va.	Hurricane
5	Jenna Pearson	R-So.	R/R	UT	5-8	North Stafford, Va.	North Stafford
6	Addy Greene	Jr.	L/R	OF	5-9	Suffolk, Va.	Nansemond-Suffolk Academy
7	Teagan Thrunk	Fr.	R/R	IF	5-8	Point Pleasant, N.J.	Point Pleasant Borough
8	Kelsey Bennett	Sr.	R/R	IF	5-5	Buford, Ga.	Buford
10	Megan Furr	Fr.	L/L	OF	5-7	Centreville, Va.	Westfield
11	Kylie Aldridge	Fr.	L/R	C	5-11	Fayetteville, N.C.	Gray's Creek
12	Shanan Hester	Gr.	R/R	UT	5-6	Wendell, N.C.	Roanoke College / Corinth Holders
13	Payton List	Fr.	R/R	P	5-11	Beaver, Pa.	Beaver Area
14	Emma Jackson	Fr.	R/R	OF	5-8	Chincoteague, Va.	Chincoteague
15	Emma Yates	Jr.	R/R	C	5-6	Fairfax Station, Va.	South County
16	Meredith Slaw	Sr.	L/R	IF	5-11	Warsaw, Va.	Rappahannock
17	Molly Jacobson	R-So.	R/R	P	6-0	Waukee, Iowa	Waukee
18	Lyndsey Grein	Fr.	R/R	P	5-7	Mokena, Ill.	Lincoln-Way Central
19	Madison Hanson	Jr.	R/R	IF	5-11	Smithfield, Va.	Isle of Wight Academy
20	Trinity Martin	Fr.	L/R	OF	5-8	Nathalie, Va.	Halifax County
21	Kelsey Brown	Sr.	L/R	OF	5-6	Haymarket, Va.	Battlefield / JMU
22	Maija Louko	Jr.	R/R	IF	5-7	Reston, Va.	South Lakes
24	Morgan Overaitis	Sr.	L/R	OF	5-4	Canton, Mich.	Salem / Michigan
27	Emma Lemley	So.	R/R	P	5-6	Forest, Va.	Jefferson Forest
28	Grace Chavez	Sr.	R/R	C	5-9	Las Vegas, Nev.	West Career & Technical Academy
44	Rachel Castine	So.	R/R	UT	5-9	Chesapeake, Va.	Greenbrier Christian Academy
88	Bre Peck	So.	R/R	UT	5-10	Royersford, Pa.	Spring-Ford
90	Emma Ritter	Jr.	R/R	OF	5-9	Perryville, Md.	John Carroll
97	Cameron Fagan	Jr.	L/R	IF	5-8	Dunnellon, Fla.	Dunnellon





2022 Regular Season ACC Standings

Team	Overall	ACC	Pct.
Virginia Tech	40-6	21-2	.913
Duke	40-7	19-3	.864
Florida State	49-5	19-5	.792
Notre Dame	39-9	16-5	.762
Clemson	37-14	14-10	.583
Virginia	27-23	13-11	.542
Georgia Tech	36-15	11-13	.458
Louisville	27-24	10-14	.417
Syracuse	24-20	7-15	.318
NC State	33-22	7-17	.292
North Carolina	23-28	6-18	.250
Boston College	20-27	6-18	.250
Pitt	14-27	2-20	.091

2023 Predicted Order of Finish

1. Florida State
2. **Virginia Tech**
3. Clemson
4. Duke
5. Notre Dame
6. Georgia Tech
7. Louisville
8. Virginia
9. Syracuse
10. NC State
11. North Carolina
12. Boston College
13. Pitt

2023 All-ACC Preseason Team

INF

Karina Gaskins, Notre Dame, Jr.
Cameron Fagan, Virginia Tech, Jr.
 Mack Leonard, Florida State, Gr.
 Alia Logoleo, Clemson, R-Jr.
 Devin Flaherty, Florida State, Sr.

OF

Kaley Mudge, Florida State, Sr.
Emma Ritter, Virginia Tech, Jr.
 McKenzie Clark, Clemson, Jr.
 Leaa Hanks, Notre Dame, Sr.

C

Emma Kauf, Georgia Tech, Sr.

P

Katheryn Sandercock, FSU, R-Sr.
 Valerie Cagle, Clemson, R-Jr.
Emma Lemley, Virginia Tech, So.

DP (Tie)

Kalei Harding, Florida St., Jr.
Meredith Slaw, Virginia Tech, Sr.

OFFENSIVE TRENDS

- The Hokies are 22-2 this year when scoring at least three runs in a game, vs 0-4 when scoring two runs or less
- Scoring in the first inning is also beneficial for Tech who is 9-0 when scoring in the first inning and 19-1 when scoring first
- Tech is also 17-0 when out-hitting opponents and 14-1 when 2+ home runs are hit by the Hokies
- On the other end, the Hokies are most successful when they limit their opponents to two runs or less, registering a 16-0 record when doing so

ERROR FREE D

- The Hokies played 21 innings of error free defense against Georgia Tech (3/18-19), boosting their team fielding percentage to .978 on the season to rank third in the conference
- Emma Ritter (OF), Jayme Bailey (1B) and Bre Peck (OF) all maintain a perfect fielding percentage so far this season, all with at least 25 putouts
- Virginia Tech is 15-2 overall when not recording an error and 19-5 when its opponents record at least one error

WHERE THEY RANK

- Emma Lemley ranks at the top of the NCAA and ACC in several different categories so far this season
- She is first in the conference and second nationally with 157 strikeouts. Lemley also leads the ACC with 14 victories (third in the NCAA), as well as strikeouts per seven innings (10.5) and strikeout-to-walk ratio
- The Hokies pitching staff also leads the conference with a 7.46 strikeout-to-walk ratio, which ranks second in the NCAA
- Offensively, Emma Ritter ranks third in the conference in total bases with 65, as well as hits with 34

STOP US IF YOU'VE HEARD IT...

- The Hokies continue to launch the long ball, hitting 15 home runs over six games (3/7-3/11)
- Twelve different Hokies have recorded a home run this season, with the majority of Tech's starting line up now with a home run
- On the other end, the Tech pitching staff has only given up 24 home runs through the 180.1 innings pitched

ACC PITCHER OF THE WEEK (3x)

- For the third straight week, Lemley was named ACC Pitcher of the Week on March 14, her sixth career weekly honor.
- This is the first time since Keely Rocharad in 2020 that a pitcher has earned the award for three straight weeks.
- Lemley recorded wins over Mount St. Mary's and two wins over North Carolina.
- She struck out 22 Tar Heels in her 14 innings of work.
- On the weekend, Lemley finished with a .44 ERA

with 26 strikeouts in her two appearances.

SLUGGERS

- Eight of the Hokies regular starters have a slugging percentage of over .500, with Bre Peck leading the way at a .813 clip through 64 at bats
- Madison Hanson has a .762 slugging percentage through 21 at bats, followed by Emma Ritter with a .739 through 88 at bats
- Tech's team slugging percentage sits at a .594 compared to .360 by opponents so far this season.

ALL ABOUT THE BATS

- The Hokie offense continued to shine in their ACC opening series, finishing the three games played with a .325 batting average, compared to a .134 put up by NC State
- Tech recorded 25 hits, including eight extra base hits, scoring 24 runs and posting an on base percentage of .597
- Five different Hokies recorded a home run, adding to the season total of 33. Greene hit two home runs and led the way with five RBI.
- As of Monday, March 6, the Hokies were second in NCAA Division I with 1.83 home runs per game

COMEBACK KIDS

- The Hokie bats have come up big in two games this season, working from behind to tie the game up via the long ball
- Most recently, Tech came back from down 5-2 in the top of the seventh against No. 9/13 Texas, getting a two-run home run off the bat of Kelsey Bennett and a solo shot from Emma Jackson to tie the game up at 5-5
- The Hokies would win that game 6-5 in eight innings, as Cameron Fagan had the game-winning RBI
- Tech also came back from a six-run deficit to tie the game in the top of the seventh against No. 5 Oklahoma State. Jayme Bailey, Kelsey Bennett and Bre Peck all had home runs to help the cause

ACTION JACKSON

- Freshman Emma Jackson made an impact on the Hokies weekend in Texas, coming up clutch with the game-tying home run against Texas, her first career home run in her first career start as DP
- She followed that up with a three-run home run in the run rule win over Texas Southern the following day
- As the DP over the weekend, Jackson hit .333 with four hits, scoring three runs and tallying four RBI

RECORD WATCH

- Jayme Bailey and Kelsey Bennett are both closing in on obtaining career records at Virginia Tech softball
- Bennett is seven home runs from setting a new career record in home runs. She is at 44 and Megan Evans (2002-05) holds the current record with 50
- She is also nine RBI from setting a new record in runs batted in, closing in on Evans record of 161
- Bailey and Kelsey Brown are three triples away from the career record of 12 from Bronwyn Blair (1998-01) and Bailey is four doubles away from Michelle Mead-



HOKIES IN THE POLLS

	NFCA	USA Softball	Softball America	DI Softball
P 11	11	11	11	13
W1 8	9	8	8	11
W2 10	12	16	15	15
W3 10	13	16	16	17
W4 11	13	15	15	16
W5 13	15	16	16	16
W6 11	14	15	15	16

Multiple Hit Games	2	3	4	5+	Total
90 Emma Ritter	6	3	-	-	9
2 Jayme Bailey	7	1	-	-	8
97 Cameron Fagan	6	1	-	-	7
7 Teagan Thrunck	3	1	-	-	4
88 Bre Peck	4	-	-	-	4
6 Addy Greene	3	1	-	-	4
24 Morgan Overaitis	2	-	-	-	2
8 Kelsey Bennett	2	-	-	-	2
19 Madison Hanson	1	-	-	-	1
14 Emma Jackson	1	-	-	-	1
21 Kelsey Brown	1	-	-	-	1
TEAM	36	7	0	0	43

Hitting Streaks	Longest	Current
90 Emma Ritter	15	-
2 Jayme Bailey	9	4
6 Addy Greene	7	-
97 Cameron Fagan	5	-
14 Emma Jackson	5	-
19 Madison Hanson	4	-
88 Bre Peck	4	-
8 Kelsey Bennett	3	-
7 Teagan Thrunck	3	-
11 Kylie Aldridge	2	-
21 Kelsey Brown	2	1
28 Grace Chavez	2	-
24 Morgan Overaitis	2	-
44 Rachel Castine	2	1
20 Trinity Martin	1	1
16 Meredith Slaw	1	-

Multiple RBI Games	2	3	4	5+	Total
2 Jayme Bailey	5	3	-	-	8
97 Cameron Fagan	4	1	-	-	5
7 Teagan Thrunck	4	-	1	-	5
90 Emma Ritter	3	-	1	-	4
88 Bre Peck	1	2	1	-	4
6 Addy Greene	1	1	2	-	4
8 Kelsey Bennett	3	-	-	-	3
14 Emma Jackson	1	1	-	-	2
19 Madison Hanson	1	1	-	-	2
11 Kylie Aldridge	1	-	-	-	1
21 Kelsey Brown	1	-	-	-	1
28 Grace Chavez	1	-	-	-	1
44 Rachel Castine	1	-	-	-	1
TEAM	27	9	5	0	41

Reached Base Streaks	Longest	Current
90 Emma Ritter	16	-
2 Jayme Bailey	13	4
97 Cameron Fagan	13	13
88 Bre Peck	11	-
6 Addy Greene	9	-
14 Emma Jackson	6	-
19 Madison Hanson	4	-
8 Kelsey Bennett	3	-
7 Teagan Thrunck	3	-
24 Morgan Overaitis	3	-
11 Kylie Aldridge	3	-
16 Meredith Slaw	3	-
21 Kelsey Brown	2	1
28 Grace Chavez	2	-
44 Rachel Castine	2	1
20 Trinity Martin	2	2
10 Megan Furr	1	1

ows (1997-00) with 48

HOKIE HOMERS

- The Hokies hit at least one home run in every game in Texas, hitting three against Texas and Texas Southern for a total of 27 as of Feb 27 to lead the NCAA
- The Hokie lineup hit 10 home runs total throughout the weekend down in Clearwater
- Five of those home runs were recorded in game one against No. 5 Oklahoma State, all hit by different players throughout the game
- Madison Hanson, Bre Peck, Jayme Bailey, and Kelsey Bennett all hit two home runs while in Clearwater
- Pinch hitting was key for Hokies in Clearwater as Madison Hanson and Morgan Overaitis both came in to hit significant home runs

HOW ABOUT HANSON

- Junior Madison Hanson had a career weekend at the plate, recording a .333 batting average and four RBI for the Hokies in Clearwater
- Hanson hit a clutch pinch-hit two-run home run against Oklahoma State, her first career home run
- She continued her weekend as designated player where she hit another home run during the win against Nebraska
- The junior also contributed an important RBI against No. 2 UCLA
- Hanson ended the weekend with a 1.000 slugging percentage

RITTER AT THE TOP

- Emma Ritter has been a consistent lead off for the Hokies this season with a .374 batting average and .351 when she is leading off an inning
- Ritter had three hits, one of two Hokies to post three hits, and one RBI in game one against Oklahoma State in Clearwater
- She also contributed one hit and one RBI in the win against South Florida

LEMLEY Ks

- Emma Lemley set a new career-high, 17 strikeouts, against No. 10 Arizona
- Lemley also pitched a solid game in the win against USF recording 15 strikeouts, giving up one run and no walks
- The sophomore has now racked up 143 strikeouts, which ranks first in the ACC and second nationally

STRONG START

- The Hokies started the season off strong with a run-rule victory against East Carolina, recording 11 hits during the season opener
- Bre Peck led the offense going, 1-for-2 with a home run, walk and three RBI
- Freshman Teagan Thrunck had a memorable debut, going 3-for-3 at the plate
- Emma Lemley tossed a four-hit shutout in the circle, striking out seven Pirates
- The Hokies finished their opening weekend with a 5-0 record for the second straight season
- Tech outscored opponents 32-3 and the pitching staff recorded a 0.23 ERA over the five games played

BAILEY'S BAT

- Jayme Bailey went 10-for-14 on opening weekend to

kick off her fifth year as a Hokie

- Throughout the weekend, she recorded one double, one triple and one home run
- She contributed five RBI and three runs
- Bailey led the team with a .741 batting average on the weekend and also stole two bases

STAFF DEBUT

- The Hokie pitching staff consisting of Grein, Jacobson, Lemley and Peck worked together to average a 0.23 ERA on opening weekend
- The four pitchers only allowed four walks and three runs the entire weekend
- Newcomer Lyndsey Grein pitched the most innings for the staff with 14, striking out 11, nine of them against UNC Wilmington, a regional team a season ago
- Molly Jacobson and utility player Bre Peck also made their pitching debuts this season where they combined to toss a shutout against Purdue Fort Wayne
- This is Peck's first season on the pitching staff, playing primarily at 3rd base last season. Peck was the Pennsylvania Gatorade Player of the Year in 2019 and has a perfect game in the state quarterfinals on her resume

GREENE GOES YARD

- Junior Addy Greene had a memorable opening weekend, recording five RBI for the Hokies
- Four of those RBI came off of two home runs against Purdue Fort Wayne
- Greene also hit a key RBI sacrifice fly in the win against ECU

ROSTER RUNDOWN

- The Hokies return eight starters, including All-American Emma Ritter, as well as ACC Freshman of the Year Emma Lemley.
- Other returners include utility Jayme Bailey, infielder Kelsey Bennett, designated player Meredith Slaw, outfielder Kelsey Brown, utility Bre Peck and infielder Cameron Fagan
- Tech lost three starters from 2022, including All-American pitcher Keely Rochard, catcher Mackenzie Lawter (who returns this year as a Student Assistant Coach) and outfielder Darby Trull
- The Hokies welcome eight newcomers to the 2023 roster, with seven freshman and one transfer ready to make an impact

SOPHOMORE SEASON

- Right-handed pitcher Emma Lemley returns to the circle this year after a standout rookie season
- During the 2022 season, the freshman was named a Top-3 Finalist for NFCA/Schutt Sports National Freshman of the Year, as well as the ACC Freshman of the Year. Other awards include NFCA Mid-Atlantic Region Second Team, All-ACC First Team and ACC All-Freshman Team
- Lemley finished with a 2.12 ERA, a 1.01 WHIP, and a .186 opponent batting average, recording a 16-6 record on the year. She added six shutouts, 212 strikeouts and three saves
- She finished ninth nationally in strikeouts per seven innings (10.7) and posted three of her shutouts



2023 HONORS & AWARDS**Preseason**

Cameron Fagan, Preseason All-ACC Team
 Cameron Fagan, Extra Innings Top 100
 Emma Lemley, Softball America Preseason All-American
 Emma Lemley, D1 Softball Preseason Top 100
 Emma Lemley, Softball America Top 100
 Emma Lemley, Extra Innings Top 100
 Emma Lemley, Preseason All-ACC Team
 Emma Lemley, USA Softball Player of the Year Top 50 Watch List
 Emma Ritter, Softball America Preseason All-American
 Emma Ritter, D1 Softball Preseason Top 100
 Emma Ritter, Softball America Top 100
 Emma Ritter, Extra Innings Top 100
 Emma Ritter, Preseason All-ACC Team
 Emma Ritter, USA Softball Player of the Year Top 50 Watch List
 Meredith Slaw, Preseason All-ACC Team

2022 HONORS & AWARDS**Postseason**

Kelsey Bennett, All-ACC Third Team
 Kelsey Brown, All-ACC Third Team
 Cameron Fagan, All-ACC Second Team
 Cameron Fagan, NFCA First Team All-Mid Atlantic Region
 Cameron Fagan, VaSID All-State First Team
 Mackenzie Lawter, All-ACC Second Team
 Mackenzie Lawter, NFCA Second Team All-Mid Atlantic Region
 Emma Lemley, ACC Freshman of the Year
 Emma Lemley, All-ACC First Team
 Emma Lemley, ACC All-Freshman Team
 Emma Lemley, NFCA Second Team All-Mid Atlantic Region
 Emma Lemley, VaSID Freshman of the Year
 Emma Lemley, VaSID All-State First Team
 Morgan Overaitis, All-ACC Second Team
 Bre Peck, All-ACC Second Team
 Bre Peck, ACC All-Freshman Team
 Bre Peck, NFCA First Team All-Mid Atlantic Region
 Bre Peck, VaSID All-State First Team
 Emma Ritter, All-ACC First Team
 Emma Ritter, NFCA First Team All-Mid Atlantic Region
 Emma Ritter, NFCA Third Team All-American
 Emma Ritter, VaSID Player of the Year
 Emma Ritter, VaSID All-State First Team
 Keely Rochard, ACC Pitcher of the Year
 Keely Rochard, First Team All-ACC
 Keely Rochard, NFCA First Team All-Mid Atlantic Region
 Keely Rochard, NFCA First Team All-American
 Keely Rochard, VaSID Pitcher of the Year
 Keely Rochard, VaSID All-State First Team
 Meredith Slaw, All-ACC First Team
 Meredith Slaw, NFCA First Team All-Mid Atlantic Region
 Meredith Slaw, VaSID All-State First Team
 Darby Trull, All-ACC Third Team
 Darby Trull, NFCA Third Team All-Mid Atlantic Region

Inseason

Keely Rochard, ACC Pitcher of the Week (2/14), (4/5)
 Emma Lemley, ACC Pitcher of the Week (3/9), (3/29), (4/26)
 Meredith Slaw, ACC Player of the Week (4/12)
 Keely Rochard, USA Softball Collegiate Player of the Year Top-10 Finalist
 Emma Lemley, Schutt Sports/NFCA Freshman of the Year Top-3 Finalist

during ACC play

FRESH FACES

- The Hokies welcome seven freshman and one grad transfer to the 2023 roster
- Teagan Thrunk, an infielder from New Jersey, was ranked the 58th best player in the 2022 signing class, a First Team All-American infielder by Extra Innings Softball and a PGF All-American. She finished her senior year with a .532 batting average with 42 hits, five triples and seven home runs, as well as a 1.091 slugging percentage
- A catcher out of North Carolina, Kylie Aldridge was a 2022 Extra Innings Softball High School All-American, as well the 3A East State Player of the Year in 2021. As a senior, posted a .520 batting average with 27 RBI, 34 hits, a .630 OBP and a 1.496 OPS
- Lyndsey Grein will see some time in the circle, joining the Hokies from Mokena, Illinois. She recorded a 1.25 ERA as a senior with 197 strikeouts in 2022. Grein helped her team to a second-place finish at the 2021 State Championship, totaling 292 strikeouts on the season. At the plate, she finished with a .427 batting average with 28 RBI.
- Megan Furr (Centreville, Va.), Payton List (Beaver, Pa.), Emma Jackson (Chincoteague, Va.) and Trinity Martin (Nathalie, Va.) join the Hokies for their freshman season and look to make an impact
- Shanan Hester joins the Hokies after a four-year career at Roanoke College. She played in 125 games over the course of her career, hitting over .300 each season. She was named NFCA All-Region and ODAC All-Tournament after a successful senior season

ALL-AMERICAN RITTER

- Striking out only six times in 2022, Ritter was ranked first in the ACC and 12th nationally as the toughest to strike out. She also accounted for 23 of Tech's stolen bases which ranked her third in the ACC.
- Her .400 batting average was good for second in the ACC and Top-50 nationally. In the outfield, Ritter had a perfect 1.000 fielding percentage with 45 putouts.

MACK IS BACK

- Head coach Pete D'Amour and Virginia Tech softball announced in Septmeber that All-ACC catcher, Mackenzie Lawter, will be returning as a student assistant coach for the 2022-23 season.
- A key component behind the plate for the Hokies, Lawter finished up her fifth year of eligibility during the 2022 season. Following her senior season, the catcher was named to the All-ACC Second Team, as well as NFCA Mid-Atlantic Region Second Team.
- At the 2022 Blacksburg Regional, Lawter played a big role in advancing the Hokies to Super Regionals. She hit a two-run home run to bring in the game-winning run over Miami (OH) in an elimination game. The next day, Lawter hit the go-ahead three-run home run against No. 15 Kentucky in game seven to put the Hokies in position to close out the Regional with a win.
- Lawter will work with all aspects of the program this season. She will graduate from Virginia Tech in May 2023 with a Master's in Reputation Management.

USA SOFTBALL TOP 50 WATCH LIST

- Emma Lemley and Emma Ritter earned a spot on the USA Softball Top 50 Watch List for Player of the Year

for the first time in their respective careers.

- The Top 50 Watch List highlights athletes from 26 universities and nine athletic conferences from across the country. The ACC is represented with six athletes.
- The Top 25 finalists for Player of the Year will be announced on May 3, followed by the Top 10 on May 3 and Top 3 on May 17. The Player of the Year will be announced prior to the NCAA Women's College World Series.

PRESEASON ALL-ACC

- Cameron Fagan, Emma Lemley, Emma Ritter and Meredith Slaw all land a spot on the team in their respective positions.
- The Hokies were also ranked second in the ACC Preseason Coaches Poll, behind only Florida State. Clemson, Notre Dame and Duke round out the top five.
- This is Fagan's second straight Preseason ACC honor. This is the first preseason honor for Lemley, Ritter and Slaw

IN THE POLLS

- The Hokies entered the 2023 season ranked No. 11 in both the USA Softball preseason poll and the NFCA poll
- On April 25, 2022 the Virginia Tech Softball team achieved their highest-ever national ranking, coming in at No. 2 after taking the ACC series at Florida State
- On March 7, 2022 the Hokies were ranked No. 1 in the NCAA RPI after the three-game sweep against Clemson. Tech then spent three straight weeks at No. 1
- The Hokies finished their historic season ranked No. 9 in the final polls

MORE D'AMOUR

- D'Amour is back for his fifth season after leading the Hokies to their second straight Super Regional appearance
- The Virginia Tech skipper has a .791 win percentage with a 151-40 record since his arrival at Virginia Tech
- For the second straight season, D'Amour and his staff were honored with the NFCA Mid-Atlantic Staff of the Year award
- D'Amour is the 2022 ACC Coach of the Year, producing a conference high 11 All-ACC team members

REGULAR SEASON CHAMPS

- The Hokies clinched their second ACC Regular Season Championship, run-ruling Boston College 9-0 to officially clinch the championship.
- Tech last won the regular season in 2019, finishing 20-4 in the Coastal Division. The Hokies clinched the 2019 championship at Boston College as well with a sweep of the Eagles.
- The 21-2 record in ACC play is the highest winning percentage in conference play in school history.

BEST ACC START

- Tech's 13-0 start in conference games during the 2022 season is the league's best start since Florida State began league play 10-0 back in 2018.
- The Hokies 13 straight ACC wins tied the 13 consecutive league contests the team won during a stretch of the 2014 season.
- Tech hadn't started undefeated through 13 games



in conference play since joining the ACC

NATIONAL STAGE

- Emma Lemley was invited to join the USA National Softball team to compete in the 2022 Canada Cup
- Lemley helped the National Team earn gold at the Canada Cup, pitching the first game of the tournament, throwing three innings and recording 7 strikeouts.

MID-ATLANTIC STAFF OF THE YEAR

- For the second straight season, head coach Pete D'Amour and his coaching staff were recognized as the NFCA Mid-Atlantic Coaching Staff of the Year
- This is the third time D'Amour and his staff have been recognized with the award after earning it following the 2019 and 2021 seasons. This is the sixth time in school history that the Virginia Tech coaching staff has been named the Mid-Atlantic staff of the year (2007, 2008, 2012, 2013).

RANKED MATCHUPS

- The Hokies had 19 games in 2022 against an opponent ranked in the top 25 in either the NFCA/ USA Today poll or the USA Softball/ESPN.com poll
- Tech finished 14-8 in ranked matchups with wins over then-RV/24 Northwestern, No. 11/12 Missouri, No. 19/20 Kentucky, No. 14/9 Clemson (3), No. 22/20 UCF (2) and No. 2/3 Florida State (2), No. 15/15 Kentucky (2) and No. 12/14 Florida
- Virginia Tech finished at No. 2 in the final NCAA RPI

4-FOR-FAGAN

- Cameron Fagan had two games a season ago where she went 4-for-4, including the win over Michigan State (2/12) and Liberty (4/12)
- She is the only player to have multiple four-hit games, with Bre Peck the only other Hokie to have a four-hit game a season ago
- The junior started in 55 games last year at second base and recorded a .936 fielding percentage. She was also a standout at the plate for the Hokies, posting a .351 batting average and a .474 on base percentage.
- During game six of the Blacksburg Regional against No. 15 Kentucky, Fagan led the Hokies with four RBI.
- The infielder was named to the 2022 NFCA Mid-Atlantic Region First Team, All-ACC Second Team and VASID First Team.

SERIES SWEEPS

- The Hokies did not drop a single ACC series in 2022, securing the ACC Regular Season Title
- Tech only fell in two ACC games of the 23, taking losses to Florida State and Virginia
- Tech swept Clemson for the first time in school history by outscoring the Tigers 14-3 over the three games played
- To put that in perspective, Clemson was not swept at all in 2021 in ACC play, posting a 29-5 record with six sweeps

RACKING UP THE Ks

- The Hokies led the conference in strikeouts last year, tallying 540 total over 376.1 innings pitched
- Tech also led the ACC and was seventh nationally in strikeout to walk ratio with a 4.76
- Sophomore returner Emma Lemley recorded 212 of those strikeouts and is poised to carry a heavier load this season
- Although the Hokies lost All-American Keely

Rochard, Lyndsey Grein and Bre Peck join the bullpen and will see innings for Tech

D'AMOUR GETS 200

- Head coach Pete D'Amour reached career-win 200 on March 11, 2022 as the Hokies run-ruled Syracuse 13-1.
- D'Amour became the fastest coach in school history to reach 100 wins at Virginia Tech in 2021, also in a win over Syracuse.

EMMA ²

- Emma Lemley and Emma Ritter have been racking up the preseason accolades this year for the Hokies
- Along with making the preseason All-ACC team and the Top 50 Watch List for Collegiate Player of the Year, the two were also recognized by D1 Softball, Extra Innings and Softball America
- Lemley ranked No. 36 and Ritter ranked No. 38 on the Softball America Top 100 Players List
- On the D100 Player rankings, Lemley earned the No. 30 spot, while Ritter was No. 42
- The Extra Elite 100 Player Rankings saw Lemley at No. 36, Ritter at No. 49 and Cameron Fagan at No. 68

HISTORIC NO-NOS

- The back-to-back no-hitters against Longwood (3/22/22) were the first-ever time the Hokies' no-hit both games of a doubleheader since the program's inception in 1995.
- Tech pitchers had not tossed no-hitters in consecutive games in over 20 years, dating all the way back to May 7 and May 11, 2000 in shutouts

STARTERS SUMMARY

Player	GS	Position										Batting Order												
		p	c	1b	2b	3b	ss	lf	cf	rf	of	dh	1st	2nd	3rd	4th	5th	6th	7th	8th	9th			
2 Jayme Bailey	28	.	.	28	6	14	.	6	1	1	.	
7 Teagan Thrunk	27	27	1	.	1	12	13
97 Cameron Faga	27	.	.	.	27	1	.	2
90 Emma Ritter	27	19	8	25	1	.	1
6 Addy Greene	26	.	.	.	1	1	.	2	.	21	.	1	1	10	3	7	4	1	.	.
8 Kelsey Bennett	24	.	1	.	.	23	3	19	2	.	.
88 Bre Peck	23	2	.	.	.	2	.	.	19	2	6	8	7	.	.	.
11 Kylie Aldridge	21	.	21	3	9	9
27 Emma Lemley	14	14
14 Emma Jackson	13	2	11	.	.	.	2	4	5	1	1	.	.
24 Morgan Overait	9	7	.	2	1	2	1	.	2	3	.	.
18 Lyndsey Grein	9	9
44 Rachel Castine	9	.	6	.	.	2	1	4	5
19 Madison Hanso	7	7	.	.	.	1	1	1	2	2	.	.
21 Kelsey Brown	6	5	1	2	.	.	.	1	.	.	1
16 Meredith Slaw	6	6	.	.	.	4	.	.	2	.	.	.
17 Molly Jacobson	3	3
28 Grace Chavez	1	1



vs. St. Bonaventure and Dayton.

• Rosenberg and Lemley, who both threw their first career no-hitters, joined a group of 11 other pitchers in Hokies history that have thrown no-hitters, including teammate Keely Rocharad.

• With Rocharad's no-hitter against UCF (4/3/22), it marked the third no-hitter in five games for the Hokies, all by different pitchers

D'AMOUR HOLDS OWN VS. TOP 25

• Tech coach Pete D'Amour is 21-17 versus the NFCA/USA Today and USA Softball/ESPN.com Top 25 polls since his arrival to Tech with a win over No. 9/13 Texas so far this season

HOKIE HISTORY

- Tech had yet another historic season in 2022, finished the year with 46 wins and hosting a Regional and a Super Regional for the first time in program history
- The Hokies also set a record in ACC Play, going 21-2 on the way to a Regular Season Title, the best conference winning percentage in school history

Below are the most wins in school history.

Year	Wins	Overall Record	Postseason
1999	54	54-16 (14-2 A-10)	L, A-10 title game
2008	49	49-19 (16-5 ACC)	WCWS (OKC)
2007	49	49-16 (15-5 ACC)	Regionals (Columbus)

2019	47	47-11 (20-4 ACC)	Regionals (Lexington)
2022	46	46-10 (21-2 ACC)	Supers (Blacksburg)
2005	44	44-25 (4-13 ACC)	Regionals (Knoxville)
2012	42	42-21 (12-8 ACC)	Regionals (Knoxville)
2002	42	42-18 (12-8 BIG EAST)	L, BIG EAST title game
2000	41	41-22 (12-4 A-10)	L, A-10 title game

ALL FOR ARTHUR



- Arthur Erwin is 6 ½ years old and Hokie Softball's biggest fan. Arthur and his parents (Abbey and Zach Erwin) attended a game in March 2022. Coach D'Amour saw Arthur in the stands and went up to introduce himself and gave Arthur an autographed ball from Keely Rocharad.
- Following the game, Arthur was invited on the field to take a photo with the team and from there, Arthur attended every softball game he could, including the ACC Tournament in Pittsburgh.
- Arthur loves all Hokie sports, but softball is his favorite. He will send the team videos of encouragement before games.
- Arthur was diagnosed with cerebral palsy and is thankful for C.A.T.S.- Children's Assistive Technology Service, which is a non-profit in Virginia that accepts donations of gently used pediatric adaptive equipment, cleans and refurbishes it, and provides it to children with disabilities that need it at no cost.

nology Service, which is a non-profit in Virginia that accepts donations of gently used pediatric adaptive equipment, cleans and refurbishes it, and provides it to children with disabilities that need it at no cost.

• CATS has provided Arthur with tens of thousands of dollars' worth of equipment as he has grown up. More info and to donate: <https://atdevices-forkids.org/>

• Twice a year, Arthur goes to UVA for intensive therapy sessions that last anywhere from 2-4 weeks. While at UVA, he insists on wearing Hokie gear the entire time and you will often find him walking or biking through the hallway of the children's hospital yelling "Let's Go Hokies"

BY THE NUMBERS

- The Hokies had their best season as far as attendance in 2022, posting a regular season total of 8,933. The capacity for Tech Softball Park is 1,024 and Tech had three sellouts throughout the regular season
- During the Blacksburg Regional and Super Regional, that number total rose to 14,945. Temporary bleachers were set up in TSP, increasing capacity to 1,987.
- Attendance at Tech Softball Park has steadily increased since 2014

TECH SOFTBALL PARK



QUICK FACTS

Surface	Grass outfield, dirt infield
Dimensions (LF-CF-RF)	200-220-200
First Game	March 25, 1998, W, 8-6 (8 Inn.) vs. Charlotte
Seasons in Use	26th Season
Record at TSP	311-146 Games: 457
vs. Ranked Teams	18-34 (.346) Games: 52

UNDER D'AMOUR

At TSP	49-16
ACC Record at home	35-13
vs. Nonconference at home	14-3
vs. Ranked Teams at home	4-4

The Virginia Tech softball team has the luxury of playing and practicing in some of the finest facilities on the East Coast. Using the Tech Softball Park, Softball Indoor Facility and a state-of-the-art weight room, the Hokies train in terrific facilities designed to help them win championships. Combined with a new locker room and one of the best scoreboard and video boards in the country, the Hokies have it all when it comes to what they need to win.

Tech Softball Park, which was completed in the fall of 1997, has dimensions of 200 feet down the lines and 220 feet to center field. In January of 2008, an additional 746 permanent seats were installed, bringing the capacity up from 336 to 1,024. The new bleachers match the ones that were already in place and now extend down to the end of both dugouts.

Thanks to an anonymous donation, TSP now has seatbacks in the section behind home plate, which was completed in fall 2017.



RESULTS

Date	Opponent	Score	Inns	Overall	Conference	Pitcher of record	Attend	Time
Feb 9, 2023	vs East Carolina	w 8-0	5	1-0-0	0-0-0	E. Lemley (W 1-0)	100	1:31
Feb 9, 2023	at UNCW	w 5-1	7	2-0-0	0-0-0	L. Grein (W 1-0)	310	1:42
Feb 10, 2023	at UNCW	w 6-0	7	3-0-0	0-0-0	E. Lemley (W 2-0)	170	1:50
Feb 10, 2023	vs East Carolina	w 4-2	7	4-0-0	0-0-0	L. Grein (W 2-0)	100	1:41
Feb 11, 2023	vs Purdue - Fort Wayne	w 9-0	5	5-0-0	0-0-0	B. Peck (W 1-0)	100	1:20
Feb 17, 2023	vs #3 Oklahoma State	L 9-10	7	5-1-0	0-0-0	M. Jacobson (L 0-1)	5444	2:50
Feb. 17, 23	vs NEBRASKA	w 6-4	7	6-1-0	0-0-0	E. Lemley (W 3-0)	5444	2:14
Feb 18, 2023	vs #2 UCLA	L 4-8	7	6-2-0	0-0-0	B. Peck (L 1-1)	5632	2:17
Feb 18, 2023	vs #10 Arizona	L 2-6	7	6-3-0	0-0-0	E. Lemley (L 3-1)	5632	1:57
Feb 19, 2023	vs South Florida	w 4-1	7	7-3-0	0-0-0	E. Lemley (W 4-1)	5147	2:12
Feb 24, 2023	vs Abilene Christian	w 11-0	5	8-3-0	0-0-0	L. Grein (W 3-0)	0	1:47
Feb 24, 2023	at #9 Texas	w 6-5	(8)	9-3-0	0-0-0	E. Lemley (W 5-1)	1386	2:27
Feb 25, 2023	vs Texas Southern	w 8-0	5	10-3-0	0-0-0	M. Jacobson (W 1-1)	0	1:12
Feb 25, 2023	at #9 Texas	L 2-8	7	10-4-0	0-0-0	L. Grein (L 3-1)	1780	2:04
Feb 26, 2023	vs Abilene Christian	w 4-1	7	11-4-0	0-0-0	E. Lemley (W 6-1)	0	2:03
* Mar 03, 2023	NC STATE	w 7-0	7	12-4-0	1-0-0	E. Lemley (W 7-1)	215	1:50
* Mar 04, 2023	NC STATE	w 7-3	7	13-4-0	2-0-0	E. Lemley (W 8-1)	714	1:53
* Mar 05, 2023	NC STATE	w 10-1	6	14-4-0	3-0-0	E. Lemley (W 9-1)	678	1:48
Mar 07, 2023	MOUNT ST. MARY'S-1	w 6-5	7	15-4-0	3-0-0	L. Grein (W 4-1)	161	1:57
Mar 07, 2023	MOUNT ST. MARY'S-2	w 10-2	5	16-4-0	3-0-0	E. Lemley (W 10-1)	161	1:47
Mar 08, 2023	at Gardner-Webb	w 15-3	5	17-4-0	3-0-0	L. Grein (W 5-1)	50	1:59
* Mar 10, 2023	at North Carolina	w 4-1	7	18-4-0	4-0-0	E. Lemley (W 11-1)	402	2:34
* Mar 11, 2023	at North Carolina-1	L 0-4	7	18-5-0	4-1-0	L. Grein (L 5-2)	365	2:39
* Mar 11, 2023	at North Carolina-2	w 3-1	7	19-5-0	5-1-0	E. Lemley (W 12-1)	430	2:26
* Mar 18, 2023	at Georgia Tech-1	w 7-4	7	20-5-0	6-1-0	E. Lemley (W 13-1)	325	2:21
* Mar 18, 2023	at Georgia Tech-2	w 8-2	7	21-5-0	7-1-0	M. Jacobson (W 2-1)	390	2:10
* Mar 19, 2023	at Georgia Tech	w 5-1	7	22-5-0	8-1-0	E. Lemley (W 14-1)	327	1:58
Mar 22, 2023	CHARLOTTE	L 2-3	7	22-6-0	8-1-0	E. Lemley (L 14-2)	384	2:00

() extra inning game



THE LAST TIME VIRGINIA TECH..

Recorded 10+ hits in a game	13 vs. Gardner-Webb (3/8/23)
Recorded 15+ hits in a game	21 at No. 2/3 FSU (4/9/22)
Scored 10+ runs in a game	10 vs. Mount St. Mary's (3/7/23)
Scored 15+ runs in a game	15 at Gardner-Webb (3/8/23)
Drew eight walks or more in a game	8 vs. Dartmouth (2/21/20)
Stole five or more bases in a game	5 vs. Saint Francis (5/20/22)
Hit just 3 home runs in a game	3 vs. Georgia Tech (3/19/23)
Hit just 4 home runs in a game	4 vs. NC State (3/4/23)
Hit 4+ home runs in a game	7 vs. Gardner-Webb (3/8/23)
Had 3+ players with 3+ hits in a game	Fagan - 3, Peck - 3, Bennett - 3, Slaw - 3, at No. 2/3 FSU (4/9/22)
Turned a triple play	No. 1 Florida State, L, 12-5 [5] [1] (3/10/17)
Highest ranked opponent defeated	No. 2/3 FSU, 23-9, (4/9/22)
Defeated ranked opponent at home	No. 12 Florida (5/27/22)
Highest ranked opponent defeated at home	No. 6 JMU, 2-1 (4/6/16)
Defeated ranked opponent on the road	No. 9/13 Texas, 6-5 (8), (2/24/23)
Highest ranked opponent defeated on the road	No. 2/3 FSU, 23-9, (4/9/22)
Defeated ranked opponent at neutral site	vs. No. 19 Kentucky, 6-1, in Leesburg, Fla. (2/13/22)
Highest ranked opponent defeated at neutral site	No. 4 Michigan, 6-2, at Gainesville, Fla. (2/20/99)
Defeated a top-10 team	No. 9/13 Texas, 6-5 (8), (5/24/23)
Won a run-rule game	at Gardner-Webb, 15-3 [5 inn.] (3/8/23)
Lost a run-rule game	vs. No. 12 Florida, 12-0 [5 inn.] (5/29/22)
Won an extra-inning game	at No. 9/13 Texas, 6-5 [8 inn.] (4/24/23)
Lost an extra-inning game	at UCF, 5-4 [11] (4/4/22)
Was no-hit by	Alexa Romero, vs. Syracuse, L, 2-0 (3/9/18)

THE LAST TIME A TECH PLAYER..

Recorded five hits in a game	Caroline Schoenewald, vs. Lamar (2/8/18)
Recorded four hits in a game	Cameron Fagan at Liberty (4/12/11)
Drove in 5+ runs in a game	7, Kelsey Bennett at NC State (3/14/21)
Scored 4+ runs in a game	4, Jayme Bailey at NC State (3/14/21)
Hit a grand slam	Meredith Slaw vs. Kentucky (5/21/22)
Hit 2+ home runs in a game	2, Bre Peck at Georgia Tech (3/18/23)
Player hit back-to-back home runs	6 inn. & 7 inn. Bre Peck at Georgia Tech (3/18/23)
Players hit back-to-back home runs	Grace Chavez and Morgan Overaitis at Gardner-Webb [5th inn] (3/8/23)
Players hit back-to-back-to-back home runs	3rd inn. J. Bailey, K. Bennett and M. Overaitis vs. Radford [2] (3/17/21)
Hit for the cycle	Never
Had 2+ doubles in a game	2, Morgan Overaitis vs. No. 9/13 Texas (2/25/23)
Had 2+ triples in a game	2, Courtney Brinkman at ETSU (4/25/02)
Drew 4+ walks in a game	4, Courtney Liddle vs. Miami (3/10/12)
Stole 3+ bases in a game	3, Kelsey Brown vs. Georgia Tech [2] (4/17/21)
Had a walk-off home run	Cameron Fagan vs. NC State (3/5/23)
Had a walk-off grand slam	Betty Rose vs. Cornell, 8-4 (3/20/12)
Had a walk-off hit	Kelsey Brown vs. Mount St. Mary's, 10-2 [5 inn.] (3/7/23)

THE LAST TIME A TECH PLAYER..

Struck out 15+ batters	17 Emma Lemley vs. Arizona (2/18/23)
Struck out 10+ batters	14, Emma Lemley vs. Charlotte (3/23/23)
Threw a no-hitter	Keely Rochard vs. Saint Francis (5/20/22)
Threw a 7-inning no-hitter	Keely Rochard vs. Saint Francis (5/20/22)
Threw a 7-plus-inning no hitter	Angela Tincher vs. Florida State (5/10/08)
Threw a perfect game	Keely Rochard vs. No. 20/17 JMU [5 Inn.] (4/10/19)
Threw a 7-plus-inning perfect game	Angela Tincher vs. Florida State [8 Inn.] (3/24/07)

THE LONGEST TECH GAMES..

14 Innings	Virginia Tech 3, Florida State 2; First Round of 2005 ACC Championship (College Park, Md.)
13 Innings	Virginia Tech 3, Marshall 2; 2013 NCAA Tournament (Lexington, Ky.)
12 Innings	BC 2, VT 1; 2003 (Chestnut Hill), VT 1, Louisville 0; 2005 NAAs (Knoxville), Arizona 4, VT 3; 2008 (Tucson)
11 Innings	3 times, last: UCF 5, VT 4; 2022 (UCF) 9
10 Innings	10 times; last: Virginia Tech 6, Pitt 3; 2015 (Pittsburgh, Pa.)
9 Innings	29 times; last: Virginia Tech 6, No. 2/3 FSU 3 (4/8/22)

What's a Hokie?



The answer leads all the way back to 1896 when Virginia Agricultural and Mechanical College changed its name to Virginia Polytechnic Institute. With the change came the necessity for writing a new cheer and a contest for such a purpose was held by the student body.

Senior O.M. Stull won first prize for his "Hokie" yell which is still used today. Later, when asked if "Hokie" had any special meaning, Stull explained the word was solely the product of his imagination and was used only as an attention-getter for his yell. It soon became a nickname for all Tech teams and for those people loyal to Tech athletics.

The official university school colors - Chicago Maroon and Burnt Orange - also were introduced in 1896. The colors were chosen by a committee because they made a 'unique combination' not worn elsewhere at the time. The official definition of "Hokie" is "a loyal Virginia Tech Fan".


'19 CLASS OF ACC COACHES

- The Atlantic Coast Conference entered 2019 with five new softball head coaches from its then-12 member institutions, including Louisville's Holly Aprile, NC State's Jennifer Patrick-Swift, Pitt's Jodi Hermanek, Syracuse's Shannon Doepking and Virginia Tech's Pete D'Amour.
- Previously, Aprile was the head coach at Pitt, Patrick-Swift was the head coach at St. Francis, Hermanek was the head coach at Ohio, Doepking was the head coach at Dartmouth and D'Amour was the head coach at Kennesaw State.

Name	Team	Overall	Win. %
Pete D'Amour	Virginia Tech	104-28	.788
Jennifer Patrick-Swift	NC State	76-58	.567
Holly Aprile	Louisville	66-64-1	.508
Shannon Doepking	Syracuse	52-66	.441
Jodi Hermanek	Pitt	38-82	.317

SOFTBALL INDOOR FACILITY

- The facility, which is attached to Rector Field House (track & field) and immediately adjacent to Tech Softball Park, opened the fall of 2018 and provides the Hokies with an indoor infield for practice during inclement weather, along with four cages for hitting and pitching practice.
- The one-story building also features two coaches rooms, an equipment room, a team room, a film room, a mudroom and team facilities. The facility will be available to the program year-round and will have uses for practice, team events and gameday necessities. The new facility will encompass more than 16,000 square feet.
- The facility was designed by Cannon Designs and was built by Branch Associates of Salem, Virginia. This project was a part of a larger plan that vastly improved Rector Field House (track & field) and all of the adjacent athletics facilities. Total cost was roughly \$18 million.



D'AMOUR'S RECORD WHEN...

Total:	252-83
Conference:	100-27
Nonconference:	149-56
Home:	94-32
Away:	93-32
Neutral:	65-19
Day:	185-60
Night:	67-23
1-Run games:	42-27
2-Run games:	29-15
5+Run games:	127-24
Extra innings:	13-9
Shutouts:	87-16
Scoring 0-2 runs:	191-46
Scoring 3-5 runs:	80-28
Scoring 6-9 runs:	110-6
Scoring 10+ runs:	46-0
Opponent 0-2 runs:	187-11
Opponent 3-5 runs:	56-30
Opponent 6-9 runs:	10-32
Opponent 10+ runs:	0-9
Scored in 1st inning:	118-13
Scores first:	209-24
Opp. scores first:	41-58
After 4 leading:	196-11
After 4 trailing:	17-59
After 4 tied:	30-14
After 5 leading:	192-8
After 5 trailing:	10-60
After 5 tied:	22-11
After 6 leading:	175-6
After 6 trailing:	7-61
After 6 tied:	14-8
Hit 0 home runs:	72-50
Hit 1 home run:	63-25
Hit 2+ home runs:	106-6
Opponent 0 home runs:	179-32
Opponent 1 home run:	51-25
Opponent 2+ HRs:	25-27
Made 0 errors:	130-32
Made 1 error:	72-26
Made 2+ errors:	46-26
Opp. made 0 errors:	77-31
Opp. made 1 error:	89-26
Opp. made 2+ errors:	88-24
Out-hit opponent:	222-14
Out-hit by opponent:	18-60
Hits are tied:	11-9

GAMES SUMMARY



VT Softball Games Summary for Virginia Tech (as of Mar 23, 2023) (All games)

Score by innings	1	2	3	4	5	6	7	8	Total
Virginia Tech	20	18	31	30	28	29	15	1	172
Opponents	14	3	13	19	8	8	11	0	76

Record when ...		
Overall	22-6	After 4 leading
Conference	8-1 trailing
Non-Conference	14-5 tied
Home games	5-1	After 5 leading
Away games	9-2 trailing
Neutral site	8-3 tied
Day games	19-4	After 6 leading
Night games	3-2 trailing
vs Left starter	6-2 tied
vs Right starter	16-4	Hit 0 home runs
1-Run games	2-2	... 1 home run
2-Run games	3-0	... 2+ home runs
5+Run games	10-1	Opponent 0 home runs
Extra innings	1-0 1 home run
Shutouts	6-1 2+ HRs
Scoring 0-2 runs	0-4	Made 0 errors
..... 3-5 runs	7-1 1 error
..... 6-9 runs	11-1 2+ errors
..... 10+ runs	4-0	Opp. made 0 errors
Opponent 0-2 runs	16-0 1 error
..... 3-5 runs	6-2 2+ errors
..... 6-9 runs	0-3	Out-hit opponent
..... 10+ runs	0-1	Out-hit by opponent
Scored in 1st inning	9-0	Hits are tied
Opp. scored in 1st	4-2	
Scores first	19-1	
Opp. scores first	3-5	

Record when team scores:

Runs	0	1	2	3	4	5	6	7	8	9	10+
W-L	0-1	0-0	0-3	1-0	4-1	2-0	4-0	3-0	3-0	1-1	4-0

Record when opponent scores:

Runs	0	1	2	3	4	5	6	7	8	9	10+
W-L	6-0	7-0	3-0	2-1	2-1	2-0	0-1	0-0	0-2	0-0	0-1

Record when leading after:

Inn.	1	2	3	4	5	6
W-L	8-0	11-0	15-0	17-0	12-0	14-0

Record when trailing after:

Inn.	1	2	3	4	5	6
W-L	2-2	1-2	2-3	2-6	2-6	1-6

Record when tied after:

Inn.	1	2	3	4	5	6
W-L	12-4	10-4	5-3	3-0	2-0	0-0

WHERE THEY AT

- Tech has 25 players on the squad who represent 12 states
- Virginia is where the most players (12) are from on the team, making up 48 percent.
- The next most popular spot, two other states with more than one player, is North Carolina and Pennsylvania with two.



WHEN THE LONG BALL...

- If a player under Coach D'Amour hits a home run, the outcome is likely over. D'Amour is 63-25 when there is one homer and 106-6 if two or more.

STATES

Virginia (12)

#5 Jenna Pearson	#6 Addy Greene
#10 Megan Furr	#14 Emma Jackson
#15 Emma Yates	#16 Meredith Slaw
#19 Madison Hanson	#20 Trinity Martin
#21 Kelsey Brown	#22 Maija Louko
#27 Emma Lemley	#44 Rachel Castine

STATES

North Carolina (2)	
#11 Kylie Aldridge	#12 Shanah Hester
Pennsylvania (2)	
#13 Payton List	#88 Bre Peck
New Jersey (1)	Florida (1)
#7 Teagan Thrunk	#97 Cameron Fagan
Iowa (1)	Maryland (1)
#17 Molly Jacobson	#90 Emma Ritter
Michigan (1)	Nevada (1)
#24 Morgan Overaitis	#28 Grace Chavez
Illinois (1)	West Virginia (1)
#18 Lyndsey Grein	#2 Jayme Bailey
Georgia (1)	
#8 Kelsey Bennett	



TEAM/INDIVIDUAL HIGHS

Batting	
At bats:	35 - vs Oklahoma State (Feb 17, 2023 at Clearwater, FL)
Runs scored:	15 - at Gardner-Webb (Mar 08, 2023)
Hits:	14 - vs Oklahoma State (Feb 17, 2023 at Clearwater, FL)
RBIs:	15 - at Gardner-Webb (Mar 08, 2023)
Doubles:	5 - vs Abilene Christian (Feb 24, 2023 at Austin, TX)
Triples:	1 - (6 times)
Home runs:	7 - at Gardner-Webb (Mar 08, 2023)
Total bases:	34 - at Gardner-Webb (Mar 08, 2023)
Walks:	7 - vs Abilene Christian (Feb 24, 2023 at Austin, TX)
Strikeouts:	9 - vs UCLA (Feb 18, 2023 at Clearwater, Fla.)
	9 - at Georgia Tech (Mar 18, 2023)
Sac hits:	1 - vs Abilene Christian (Feb 24, 2023 at Austin, TX)
	1 - vs NC State (Mar 03, 2023)
	1 - vs NC State (Mar 05, 2023)
Sac flies:	1 - (9 times)
Stolen bases:	3 - vs Abilene Christian (Feb 26, 2023 at Austin, TX)
	3 - vs Mount St. Mary's (Mar 07, 2023)
Hit by pitch:	2 - at Gardner-Webb (Mar 08, 2023)
Caught stealing:	1 - at UNCW (Feb 9, 2023)
	1 - vs NEBRASKA (Feb. 17, 23 at Clearwater, Fla.)
Runners LOB:	9 - at North Carolina (Mar 11, 2023)
Hit into DP:	1 - (8 times)

Fielding	
Putouts:	24 - at Texas (Feb 24, 2023)
Assists:	10 - vs Purdue - Fort Wayne (Feb 11, 2023 at Wilmington, N.C.)
	10 - vs Oklahoma State (Feb 17, 2023 at Clearwater, FL)
Errors:	2 - (5 times)
Passed balls:	1 - at North Carolina (Mar 11, 2023)
DPs turned:	2 - vs Purdue - Fort Wayne (Feb 11, 2023 at Wilmington, N.C.)

Pitching	
Innings pitched:	8.0 - at Texas (Feb 24, 2023)
Runs allowed:	10 - vs Oklahoma State (Feb 17, 2023 at Clearwater, FL)
Earned runs:	10 - vs Oklahoma State (Feb 17, 2023 at Clearwater, FL)
Walks allowed:	3 - vs Oklahoma State (Feb 17, 2023 at Clearwater, FL)
	3 - vs Mount St. Mary's (Mar 07, 2023)
Strikeouts:	17 - vs Arizona (Feb 18, 2023 at Clearwater, Fla.)
Hits allowed:	15 - vs Oklahoma State (Feb 17, 2023 at Clearwater, FL)
	15 - vs UCLA (Feb 18, 2023 at Clearwater, Fla.)
Doubles allowed:	3 - vs Oklahoma State (Feb 17, 2023 at Clearwater, FL)
	3 - vs Arizona (Feb 18, 2023 at Clearwater, Fla.)
Triples allowed:	1 - at UNCW (Feb 9, 2023)
Homers allowed:	3 - vs Oklahoma State (Feb 17, 2023 at Clearwater, FL)
	3 - at Georgia Tech (Mar 18, 2023)
	3 - vs Charlotte (Mar 22, 2023)
Wild pitches:	2 - at Texas (Feb 24, 2023)
Hit batters:	1 - vs East Carolina (Feb 9, 2023 at Wilmington, N.C.)

Batting	
At bats:	4 - (52 times)
Runs scored:	3 - Emma Ritter vs Purdue - Fort Wayne (Feb 11, 2023 at Wilmington, N.C.)
	3 - Emma Ritter at Gardner-Webb (Mar 08, 2023)
Hits:	3 - (7 times)
RBIs:	4 - (5 times)
Doubles:	2 - Morgan Overaitis at Texas (Feb 25, 2023)
	2 - Emma Ritter at Georgia Tech (Mar 18, 2023)
Triples:	1 - (6 times)
Home runs:	2 - Addy Greene vs Purdue - Fort Wayne (Feb 11, 2023 at Wilmington, N.C.)
	2 - Addy Greene vs NC State (Mar 04, 2023)
	2 - Bre Peck at Georgia Tech (Mar 18, 2023)
Total bases:	8 - Addy Greene vs Purdue - Fort Wayne (Feb 11, 2023 at Wilmington, N.C.)
	8 - Addy Greene vs NC State (Mar 04, 2023)
	8 - Bre Peck at Georgia Tech (Mar 18, 2023)
Walks:	2 - (6 times)
Strikeouts:	4 - Morgan Overaitis at Georgia Tech (Mar 19, 2023)
Sac hits:	1 - Kelsey Brown vs Abilene Christian (Feb 24, 2023 at Austin, TX)
	1 - Cameron Fagan vs NC State (Mar 03, 2023)
	1 - Cameron Fagan vs NC State (Mar 05, 2023)
Sac flies:	1 - (9 times)
Stolen bases:	2 - Kelsey Brown vs Mount St. Mary's (Mar 07, 2023)
Hit by pitch:	1 - (9 times)
Caught stealing:	1 - Bre Peck at UNCW (Feb 9, 2023)
	1 - Teagan Thrunk vs NEBRASKA (Feb. 17, 23 at Clearwater, Fla.)
Runners LOB:	4 - Emma Ritter at UNCW (Feb 9, 2023)

Fielding	
Putouts:	17 - Kylie Aldridge vs Arizona (Feb 18, 2023 at Clearwater, Fla.)
Assists:	4 - (6 times)
Errors:	1 - (15 times)
Passed balls:	1 - Rachel Castine at North Carolina (Mar 11, 2023)

Pitching	
Innings pitched:	8.0 - Emma Lemley at Texas (Feb 24, 2023)
Runs allowed:	9 - Lyndsey Grein vs Oklahoma State (Feb 17, 2023 at Clearwater, FL)
Earned runs:	9 - Lyndsey Grein vs Oklahoma State (Feb 17, 2023 at Clearwater, FL)
Walks allowed:	3 - Lyndsey Grein vs Oklahoma State (Feb 17, 2023 at Clearwater, FL)
	3 - Lyndsey Grein vs Mount St. Mary's (Mar 07, 2023)
Strikeouts:	17 - Emma Lemley vs Arizona (Feb 18, 2023 at Clearwater, Fla.)
Hits allowed:	11 - Lyndsey Grein vs Oklahoma State (Feb 17, 2023 at Clearwater, FL)
	11 - Lyndsey Grein at Texas (Feb 25, 2023)
	11 - Emma Lemley at Georgia Tech (Mar 18, 2023)
Doubles allowed:	3 - Emma Lemley vs Arizona (Feb 18, 2023 at Clearwater, Fla.)
	3 - Lyndsey Grein at UNCW (Feb 9, 2023)
Homers allowed:	3 - Lyndsey Grein vs Oklahoma State (Feb 17, 2023 at Clearwater, FL)
	3 - Emma Lemley at Georgia Tech (Mar 18, 2023)
	3 - Emma Lemley vs Charlotte (Mar 22, 2023)
Wild pitches:	2 - Emma Lemley at Texas (Feb 24, 2023)

OPPONENT TEAM/INDIVIDUAL HIGHS

Batting	
At bats:	33 - vs UCLA (Feb 18, 2023 at Clearwater, Fla.)
	33 - at Texas (Feb 24, 2023)
Runs scored:	10 - vs Oklahoma State (Feb 17, 2023 at Clearwater, FL)
Hits:	15 - vs Oklahoma State (Feb 17, 2023 at Clearwater, FL)
	15 - vs UCLA (Feb 18, 2023 at Clearwater, Fla.)
RBIs:	10 - vs Oklahoma State (Feb 17, 2023 at Clearwater, FL)
Doubles:	3 - vs Oklahoma State (Feb 17, 2023 at Clearwater, FL)
	3 - vs Arizona (Feb 18, 2023 at Clearwater, Fla.)
Triples:	1 - at UNCW (Feb 9, 2023)
Home runs:	3 - vs Oklahoma State (Feb 17, 2023 at Clearwater, FL)
	3 - at Georgia Tech (Mar 18, 2023)
	3 - vs Charlotte (Mar 22, 2023)
Total bases:	27 - vs Oklahoma State (Feb 17, 2023 at Clearwater, FL)
Walks:	3 - vs Oklahoma State (Feb 17, 2023 at Clearwater, FL)
	3 - vs Mount St. Mary's (Mar 07, 2023)
Strikeouts:	17 - vs Arizona (Feb 18, 2023 at Clearwater, Fla.)
Sac hits:	2 - (4 times)
Sac flies:	1 - (4 times)
Stolen bases:	5 - at North Carolina (Mar 11, 2023)
Hit by pitch:	1 - vs East Carolina (Feb 9, 2023 at Wilmington, N.C.)
	1 - vs NC State (Mar 04, 2023)
Caught stealing:	1 - (5 times)
Runners LOB:	8 - vs UCLA (Feb 18, 2023 at Clearwater, Fla.)
	8 - at North Carolina (Mar 11, 2023)
Hit into DP:	2 - vs Purdue - Fort Wayne (Feb 11, 2023 at Wilmington, N.C.)

Fielding	
Putouts:	24 - at Texas (Feb 24, 2023)
Assists:	13 - at Texas (Feb 25, 2023)
Errors:	3 - vs UCLA (Feb 18, 2023 at Clearwater, Fla.)
	3 - vs NC State (Mar 03, 2023)
	3 - at North Carolina (Mar 11, 2023)
Passed balls:	1 - vs NC State (Mar 03, 2023)
	1 - at Gardner-Webb (Mar 08, 2023)
DPs turned:	1 - (8 times)

Pitching	
Innings pitched:	8.0 - at Texas (Feb 24, 2023)
Runs allowed:	15 - at Gardner-Webb (Mar 08, 2023)
Earned runs:	15 - at Gardner-Webb (Mar 08, 2023)
Walks allowed:	7 - vs Abilene Christian (Feb 24, 2023 at Austin, TX)
Strikeouts:	9 - vs UCLA (Feb 18, 2023 at Clearwater, Fla.)
	9 - at Georgia Tech (Mar 18, 2023)
Hits allowed:	14 - vs Oklahoma State (Feb 17, 2023 at Clearwater, FL)
Doubles allowed:	5 - vs Abilene Christian (Feb 24, 2023 at Austin, TX)
Triples allowed:	1 - (6 times)
Homers allowed:	7 - at Gardner-Webb (Mar 08, 2023)
Wild pitches:	1 - (5 times)

Batting	
At bats:	33 - vs UCLA (Feb 18, 2023 at Clearwater, Fla.)
	33 - at Texas (Feb 24, 2023)
Runs scored:	10 - vs Oklahoma State (Feb 17, 2023 at Clearwater, FL)
Hits:	15 - vs Oklahoma State (Feb 17, 2023 at Clearwater, FL)
	15 - vs UCLA (Feb 18, 2023 at Clearwater, Fla.)
RBIs:	10 - vs Oklahoma State (Feb 17, 2023 at Clearwater, FL)
Doubles:	3 - vs Oklahoma State (Feb 17, 2023 at Clearwater, FL)
	3 - vs Arizona (Feb 18, 2023 at Clearwater, Fla.)
Triples:	1 - at UNCW (Feb 9, 2023)
Home runs:	3 - vs Oklahoma State (Feb 17, 2023 at Clearwater, FL)
	3 - at Georgia Tech (Mar 18, 2023)
	3 - vs Charlotte (Mar 22, 2023)
Total bases:	27 - vs Oklahoma State (Feb 17, 2023 at Clearwater, FL)
Walks:	3 - vs Oklahoma State (Feb 17, 2023 at Clearwater, FL)
	3 - vs Mount St. Mary's (Mar 07, 2023)
Strikeouts:	17 - vs Arizona (Feb 18, 2023 at Clearwater, Fla.)
Sac hits:	2 - (4 times)
Sac flies:	1 - (4 times)
Stolen bases:	5 - at North Carolina (Mar 11, 2023)
Hit by pitch:	1 - vs East Carolina (Feb 9, 2023 at Wilmington, N.C.)
	1 - vs NC State (Mar 04, 2023)
Caught stealing:	1 - (5 times)
Runners LOB:	8 - vs UCLA (Feb 18, 2023 at Clearwater, Fla.)
	8 - at North Carolina (Mar 11, 2023)
Hit into DP:	2 - vs Purdue - Fort Wayne (Feb 11, 2023 at Wilmington, N.C.)

Fielding	
Putouts:	24 - at Texas (Feb 24, 2023)
Assists:	13 - at Texas (Feb 25, 2023)
Errors:	3 - vs UCLA (Feb 18, 2023 at Clearwater, Fla.)
	3 - vs NC State (Mar 03, 2023)
	3 - at North Carolina (Mar 11, 2023)
Passed balls:	1 - vs NC State (Mar 03, 2023)
	1 - at Gardner-Webb (Mar 08, 2023)
DPs turned:	1 - (8 times)

Pitching	
Innings pitched:	8.0 - at Texas (Feb 24, 2023)
Runs allowed:	15 - at Gardner-Webb (Mar 08, 2023)
Earned runs:	15 - at Gardner-Webb (Mar 08, 2023)
Walks allowed:	7 - vs Abilene Christian (Feb 24, 2023 at Austin, TX)
Strikeouts:	9 - vs UCLA (Feb 18, 2023 at Clearwater, Fla.)
	9 - at Georgia Tech (Mar 18, 2023)
Hits allowed:	14 - vs Oklahoma State (Feb 17, 2023 at Clearwater, FL)
Doubles allowed:	5 - vs Abilene Christian (Feb 24, 2023 at Austin, TX)
Triples allowed:	1 - (6 times)
Homers allowed:	7 - at Gardner-Webb (Mar 08, 2023)
Wild pitches:	1 - (5 times)



TEAM GAME-BY-GAME BATTING

Date	Opponent	ab	r	h	rbi	2b	3b	hr	tb	bb	ibb	sb	cs	hbp	sac	sf	gdp	k	po	a	e	lob	avg
Feb 9	vs East Carolina	23	8	11	8	2	0	1	16	2	0	1	0	1	0	1	0	1	15	4	0	7	.478
Feb 9	at UNCW	29	5	9	4	3	0	2	18	3	0	2	1	0	0	0	0	5	21	6	0	6	.385
Feb 10	at UNCW	32	6	10	6	3	0	2	19	2	0	1	0	1	0	0	0	2	21	4	0	8	.357
Feb 10	vs East Carolina	26	4	7	2	0	1	0	9	4	0	0	0	0	0	1	0	2	21	8	2	6	.336
Feb 11	vs Purdue - Fort Wayne	23	9	9	9	1	1	3	21	4	0	1	0	0	0	0	0	2	15	10	1	3	.346
Feb 17	vs Oklahoma State	35	9	14	9	2	0	5	31	1	0	0	0	0	0	0	0	3	19	10	0	6	.357
Feb. 17	vs NEBRASKA	32	6	10	4	1	0	3	20	3	0	0	1	0	0	0	0	1	21	8	0	8	.350
Feb 18	vs UCLA	27	4	5	4	1	0	1	9	1	0	0	0	1	0	1	1	9	18	8	1	5	.330
Feb 18	vs Arizona	25	2	3	1	0	0	1	6	1	0	0	0	0	0	0	0	6	21	1	0	3	.310
Feb 19	vs South Florida	24	4	7	4	0	0	0	7	3	0	2	0	0	0	1	0	3	21	1	0	6	.308
Feb 24	vs Abilene Christian	24	11	10	11	5	0	1	18	7	0	1	0	0	1	1	0	2	15	5	0	7	.317
Feb 24	at Texas	32	6	7	6	0	0	3	16	0	0	2	0	0	0	0	0	5	24	9	2	3	.307
Feb 25	vs Texas Southern	21	8	9	8	0	1	3	20	1	0	1	0	0	0	0	0	1	15	9	0	2	.314
Feb 25	at Texas	27	2	7	2	2	0	1	12	1	0	0	0	1	0	0	0	1	18	5	1	6	.311
Feb 26	vs Abilene Christian	22	4	4	3	0	0	1	7	5	0	3	0	1	0	1	0	1	21	1	0	7	.303
*Mar 03	NC STATE	26	7	9	4	0	1	0	11	2	0	0	0	0	1	1	0	1	21	2	0	5	.306
*Mar 04	NC STATE	27	7	8	7	0	0	4	20	2	0	1	0	0	0	0	0	4	21	6	0	4	.305
*Mar 05	NC STATE	24	10	8	10	1	0	2	15	4	0	1	0	0	1	0	0	3	18	2	0	2	.307
Mar 07	MOUNT ST. MARY'S	24	6	6	4	2	1	2	16	4	0	1	0	0	0	1	0	1	21	4	1	5	.304
Mar 07	MOUNT ST. MARY'S	26	10	10	10	2	0	3	21	2	0	3	0	0	0	0	0	3	15	1	2	4	.308
Mar 08	at Gardner-Webb	27	15	13	15	0	0	7	34	6	0	2	0	2	0	0	1	1	15	9	2	5	.317
*Mar 10	at North Carolina	27	4	7	4	2	0	3	18	4	0	1	0	1	0	0	1	2	21	8	0	7	.314
*Mar 11	at North Carolina	24	0	3	0	0	0	0	3	1	0	0	0	0	0	0	0	5	18	5	1	4	.306
*Mar 11	at North Carolina	31	3	7	2	1	0	0	8	2	0	0	0	0	0	0	0	3	21	6	2	9	.303
*Mar 18	at Georgia Tech	28	7	7	7	3	0	1	13	4	0	1	0	0	0	0	0	5	21	7	0	4	.300
*Mar 18	at Georgia Tech	29	8	8	8	0	0	5	23	4	0	0	0	1	0	0	0	9	21	7	0	5	.299
*Mar 19	at Georgia Tech	26	5	6	5	0	1	3	17	4	0	1	0	0	0	1	0	6	21	3	0	5	.297
Mar 22	CHARLOTTE	22	2	1	2	0	0	1	4	2	0	0	0	0	0	0	1	5	21	3	0	1	.289
Totals		743	172	215	159	31	6	58	432	79	0	25	2	9	3	9	4	92	541	152	15	143	.289



TEAM GAME-BY-GAME PITCHING

Date	Opponent	ip	h	r	er	bb	so	2b	3b	hr	wp	bk	hbp	dp	ibb	score	w-l	sv	era
Feb 9	vs East Carolina	5.0	4	0	0	1	7	0	0	0	0	0	1	0	0	8-0	1-0	0	0.00
Feb 9	at UNCW	7.0	4	1	1	1	9	1	1	0	0	0	0	0	0	5-1	2-0	0	0.58
Feb 10	at UNCW	7.0	1	0	0	0	9	0	0	0	0	0	0	0	0	6-0	3-0	0	0.37
Feb 10	vs East Carolina	7.0	1	2	0	2	2	0	0	0	0	0	0	0	0	4-2	4-0	0	0.27
Feb 11	vs Purdue - Fort Wayne	5.0	5	0	0	0	1	0	0	0	0	0	0	2	0	9-0	5-0	0	0.23
Feb 17	vs Oklahoma State	6.1	15	10	10	3	4	3	0	3	0	0	0	1	0	9-10	5-1	0	2.06
Feb. 17	vs NEBRASKA	7.0	10	4	4	0	5	0	0	2	0	0	0	0	0	6-4	6-1	0	2.37
Feb 18	vs UCLA	6.0	15	8	6	1	7	2	0	1	0	0	0	0	0	4-8	6-2	0	2.92
Feb 18	vs Arizona	7.0	7	6	6	2	17	3	0	2	1	0	0	0	0	2-6	6-3	0	3.30
Feb 19	vs South Florida	7.0	7	1	1	0	15	1	0	0	1	0	0	0	0	4-1	7-3	0	3.05
Feb 24	vs Abilene Christian	5.0	1	0	0	1	7	0	0	0	0	0	0	0	0	11-0	8-3	0	2.83
Feb 24	at Texas	8.0	7	5	4	1	7	1	0	2	2	0	0	0	0	6-5	9-3	0	2.90
Feb 25	vs Texas Southern	5.0	3	0	0	0	1	0	0	0	0	0	0	1	0	8-0	10-3	0	2.72
Feb 25	at Texas	6.0	11	8	6	2	4	1	0	1	1	0	0	0	0	2-8	10-4	0	3.01
Feb 26	vs Abilene Christian	7.0	2	1	1	2	15	0	0	0	0	0	0	0	0	4-1	11-4	0	2.86
*Mar 03	NC STATE	7.0	2	0	0	1	10	0	0	0	1	0	0	0	0	7-0	12-4	0	2.67
*Mar 04	NC STATE	7.0	4	3	3	1	9	0	0	1	0	0	1	1	0	7-3	13-4	0	2.69
*Mar 05	NC STATE	6.0	3	1	1	1	9	0	0	1	0	0	0	0	0	10-1	14-4	0	2.61
Mar 07	MOUNT ST. MARY'S	7.0	7	5	3	3	11	0	0	2	1	0	0	0	0	6-5	15-4	0	2.63
Mar 07	MOUNT ST. MARY'S	5.0	6	2	1	0	11	1	0	0	0	0	0	0	0	10-2	16-4	0	2.58
Mar 08	at Gardner-Webb	5.0	4	3	1	1	3	1	0	0	1	0	0	0	0	15-3	17-4	0	2.54
*Mar 10	at North Carolina	7.0	6	1	1	2	10	1	0	1	0	0	0	0	0	4-1	18-4	0	2.46
*Mar 11	at North Carolina	6.0	10	4	4	2	3	1	0	1	1	0	0	0	0	0-4	18-5	0	2.55
*Mar 11	at North Carolina	7.0	5	1	0	1	12	0	0	0	0	0	0	1	0	3-1	19-5	0	2.44
*Mar 18	at Georgia Tech	7.0	11	4	4	0	6	1	0	3	0	0	0	0	0	7-4	20-5	0	2.50
*Mar 18	at Georgia Tech	7.0	5	2	2	0	4	0	0	0	1	0	0	0	0	8-2	21-5	1	2.48
*Mar 19	at Georgia Tech	7.0	1	1	1	0	11	0	0	1	0	0	0	0	0	5-1	22-5	1	2.42
Mar 22	CHARLOTTE	7.0	4	3	3	1	14	0	0	3	0	0	0	0	0	2-3	22-6	1	2.45
Totals		180.1	161	76	63	29	223	17	1	24	10	0	2	6	0	172-76	22-6	1	2.45



OPPONENT GAME-BY-GAME BATTING

Date	Opponent	ab	r	h	rbi	2b	3b	hr	tb	bb	ibb	sb	cs	hbp	sac	sf	gdp	k	po	a	e	lob	avg
Feb 9	vs East Carolina	19	0	4	0	0	0	0	4	1	0	0	0	1	0	0	0	7	12	3	1	6	.211
Feb 9	at UNCW	25	1	4	1	1	1	0	7	1	0	0	0	0	0	0	0	9	21	9	2	4	.182
Feb 10	at UNCW	22	0	1	0	0	0	0	1	0	0	0	0	0	0	0	0	9	21	8	1	1	.136
Feb 10	vs East Carolina	22	2	1	0	0	0	0	1	2	0	0	0	0	2	1	0	2	21	5	1	4	.114
Feb 11	vs Purdue - Fort Wayne	19	0	5	0	0	0	0	5	0	0	0	0	0	0	0	0	1	15	2	1	4	.140
Feb 17	vs Oklahoma State	32	10	15	10	3	0	3	27	3	0	0	0	0	1	0	0	4	21	12	2	7	.216
Feb. 17	vs NEBRASKA	30	4	10	4	0	0	2	16	0	0	0	0	0	0	1	0	5	21	10	2	6	.237
Feb 18	vs UCLA	33	8	15	8	2	0	1	20	1	0	2	0	0	0	0	0	7	21	7	3	8	.272
Feb 18	vs Arizona	29	6	7	6	3	0	2	16	2	0	0	0	0	0	0	0	17	21	8	1	4	.268
Feb 19	vs South Florida	28	1	7	1	1	0	0	8	0	0	2	0	0	0	0	0	15	18	4	1	6	.266
Feb 24	vs Abilene Christian	16	0	1	0	0	0	0	1	1	0	0	0	0	0	0	0	7	15	9	2	2	.255
Feb 24	at Texas	33	5	7	5	1	0	2	14	1	0	1	0	0	0	0	0	7	24	9	2	6	.250
Feb 25	vs Texas Southern	17	0	3	0	0	0	0	3	0	0	0	0	0	0	0	1	1	12	4	0	2	.246
Feb 25	at Texas	28	8	11	7	1	0	1	15	2	0	1	1	0	0	1	0	4	21	13	0	5	.258
Feb 26	vs Abilene Christian	22	1	2	1	0	0	0	2	2	0	0	0	0	0	1	0	15	18	4	2	3	.248
*Mar 03	NC STATE	23	0	2	0	0	0	0	2	1	0	0	0	0	0	0	0	10	18	7	3	3	.239
*Mar 04	NC STATE	24	3	4	3	0	0	1	7	1	0	0	0	1	0	0	1	9	18	4	1	2	.235
*Mar 05	NC STATE	20	1	3	1	0	0	1	6	1	0	0	1	0	0	0	0	9	17	5	0	2	.231
Mar 07	MOUNT ST. MARY'S	28	5	7	5	0	0	2	13	3	0	1	0	0	1	0	0	11	18	4	1	6	.232
Mar 07	MOUNT ST. MARY'S	22	2	6	1	1	0	0	7	0	0	0	1	0	0	0	0	11	14	4	2	5	.234
Mar 08	at Gardner-Webb	20	3	4	1	1	0	0	5	1	0	0	0	0	0	0	0	3	15	6	1	3	.232
*Mar 10	at North Carolina	24	1	6	1	1	0	1	10	2	0	1	0	0	2	0	0	10	21	6	1	6	.233
*Mar 11	at North Carolina	28	4	10	4	1	0	1	14	2	0	5	1	0	0	0	0	3	21	6	1	8	.239
*Mar 11	at North Carolina	23	1	5	1	0	0	0	5	1	0	2	0	0	2	0	0	12	21	8	3	4	.239
*Mar 18	at Georgia Tech	30	4	11	4	1	0	3	21	0	0	0	0	0	2	0	0	6	21	3	1	7	.245
*Mar 18	at Georgia Tech	25	2	5	2	0	0	0	5	0	0	0	1	0	0	0	0	4	21	6	1	2	.243
*Mar 19	at Georgia Tech	22	1	1	1	0	0	1	4	0	0	0	0	0	0	0	0	11	21	6	0	0	.236
Mar 22	CHARLOTTE	24	3	4	3	0	0	3	13	1	0	0	0	0	1	0	0	14	21	11	1	2	.234
Totals		688	76	161	70	17	1	24	252	29	0	15	5	2	11	4	2	223	529	183	37	118	.234



OPPONENT GAME-BY-GAME PITCHING

Date	Opponent	ip	h	r	er	bb	so	2b	3b	hr	wp	bk	hbp	dp	ibb	score	w-l	sv	era
Feb 9	vs East Carolina	4.0	11	8	7	2	1	2	0	1	0	0	1	0	0	0-8	0-1	0	12.25
Feb 9	at UNCW	7.0	9	5	3	3	5	3	0	2	0	0	0	0	0	1-5	0-2	0	6.36
Feb 10	at UNCW	7.0	10	6	5	2	2	3	0	2	0	0	1	0	0	0-6	0-3	0	5.83
Feb 10	vs East Carolina	7.0	7	4	2	4	2	0	1	0	0	0	0	1	0	2-4	0-4	0	4.76
Feb 11	vs Purdue - Fort Wayne	5.0	9	9	9	4	2	1	1	3	0	0	0	1	0	0-9	0-5	0	6.07
Feb 17	vs Oklahoma State	7.0	14	9	9	1	3	2	0	5	0	0	0	1	0	10-9	1-5	0	6.62
Feb. 17	vs NEBRASKA	7.0	10	6	4	3	1	1	0	3	0	0	0	0	0	4-6	1-6	0	6.20
Feb 18	vs UCLA	7.0	5	4	2	1	9	1	0	1	1	0	1	1	0	8-4	2-6	0	5.63
Feb 18	vs Arizona	7.0	3	2	1	1	6	0	0	1	0	0	0	0	0	6-2	3-6	0	5.07
Feb 19	vs South Florida	6.0	7	4	3	3	3	0	0	0	0	0	0	0	0	1-4	3-7	0	4.92
Feb 24	vs Abilene Christian	5.0	10	11	10	7	2	5	0	1	1	0	0	0	0	0-11	3-8	0	5.58
Feb 24	at Texas	8.0	7	6	3	0	5	0	0	3	0	0	0	1	0	5-6	3-9	0	5.27
Feb 25	vs Texas Southern	4.0	9	8	8	1	1	0	1	3	0	0	0	0	0	0-8	3-10	0	5.70
Feb 25	at Texas	7.0	7	2	2	1	1	2	0	1	0	0	1	0	0	8-2	4-10	0	5.41
Feb 26	vs Abilene Christian	6.0	4	4	3	5	1	0	0	1	1	0	1	0	0	1-4	4-11	0	5.29
*Mar 03	NC State	6.0	9	7	5	2	1	0	1	0	0	0	0	0	0	0-7	4-12	0	5.32
*Mar 04	NC State	6.0	8	7	7	2	4	0	0	4	0	0	0	0	0	3-7	4-13	0	5.48
*Mar 05	NC State	5.2	8	10	10	4	3	1	0	2	1	0	0	0	0	1-10	4-14	0	5.83
Mar 07	Mount St. Mary's	6.0	6	6	4	4	1	2	1	2	1	0	0	0	0	5-6	4-15	0	5.77
Mar 07	Mount St. Mary's	4.2	10	10	4	2	3	2	0	3	0	0	0	0	0	2-10	4-16	0	5.78
Mar 08	at Gardner-Webb	5.0	13	15	15	6	1	0	0	7	0	0	2	1	0	3-15	4-17	0	6.38
*Mar 10	at North Carolina	7.0	7	4	4	4	2	2	0	3	0	0	1	1	0	1-4	4-18	0	6.25
*Mar 11	at North Carolina	7.0	3	0	0	1	5	0	0	0	0	0	0	0	0	4-0	5-18	0	5.94
*Mar 11	at North Carolina	7.0	7	3	0	2	3	1	0	0	0	0	0	0	0	1-3	5-19	0	5.66
*Mar 18	at Georgia Tech	7.0	7	7	7	4	5	3	0	1	0	0	0	0	0	4-7	5-20	0	5.72
*Mar 18	at Georgia Tech	7.0	8	8	7	4	9	0	0	5	0	0	1	0	0	2-8	5-21	0	5.78
*Mar 19	at Georgia Tech	7.0	6	5	5	4	6	0	1	3	0	0	0	0	0	1-5	5-22	0	5.75
Mar 22	Charlotte	7.0	1	2	2	2	5	0	0	1	0	0	0	1	0	3-2	6-22	0	5.60
Totals		176.1	215	172	141	79	92	31	6	58	5	0	9	8	0	76-172	6-22	0	5.60



GAME-BY-GAME LEADERS

Opponent	Date	Hits	Runs	BB	RBI	HR	SB	Ks	IP
East Carolina	2/9/23	3- Thrunck	2 - (2 players)	1 - (2 players)	3 - Peck	1 - Peck	1 - Thrunck	7 - Lemley	5.0 - Lemley
UNCW	2/9/23	2 - (2 players)	1 - (5 players)	2 - Aldridge	2 - (2 players)	1 - (2 players)	1 - (2 players)	9 - Grein	7.0 - Grein
UNCW	2/10/23	2 - (4 players)	2 - (2 players)	1 - (2 players)	3 - Bailey	1 - (2 players)	1 - Bailey	9 - Lemley	7.0 - Lemley
East Carolina	2/10/23	2 - Bailey	1 - (4 players)	2 - Aldridge	1 - (2 players)	None	None	2 - Grein	7.0 - Grein
Purdue Fort Wayne	2/11/23	3 - (2 players)	3 - Ritter	1 - (2 players)	4 - Greene	2 - Greene	1 - Ritter	1 - Peck	3.0 - Peck
No. 5 Oklahoma State	2/17/23	3 - (players)	2 - Greene	1 - Aldridge	3 - Bailey	1 - 5 players	None	3 - Grein	4.0 - Grein
RV Nebraska	2/17/23	3 - Fagan	2 - Fagan	1 - (3 players)	1 - (4 players)	1 - (3 players)	None	5 - Lemley	7.0 - Lemley
No. 2 UCLA	2/18/23	1 - (5 players)	1 - (4 players)	1 - Fagan	2 - Bailey	1 - Bailey	None	6 - Grein	5.1 - Grein
No. 10 Arizona	2/18/23	1 - (4 players)	1 - (2 players)	1 - Peck	1 - Overaitis	1 - Overaitis	None	17 - Lemley	7.0 - Lemley
USF	2/19/23	2 - Fagan	1 - (4 players)	1 - (3 players)	1 - 4 players	None	1 - (2 players)	15 - Lemley	7.0 - Lemley
Abilene Christian	2/24/23	2 - Thrunck	2 - (3 players)	1 - (7 players)	4 - Thrunck	1 - Thrunck	1 - Ritter	7 - Grein	5.0 - Grein
No. 9 Texas	2/24/23	1 - (7 players)	1 - (6 players)	None	2 - (2 players)	1 - (3 players)	1 - (2 players)	7 - Lemley	8.0 - Lemley
Texas Southern	2/25/23	2 - (2 players)	2 - (2 players)	1 - Fagan	3 - Jackson	1 - (3 players)	1 - Brown	1 - Jacobson	5.0 - Jacobson
No. 9 Texas	2/25/23	2 - (3 players)	1 - (2 players)	1 - Jackson	1 - (2 players)	1 - Bennett	None	4 - Grein	6.0 - Grein
Abilene Christian	2/26/23	2 - Greene	2 - Thrunck	2 - Overaitis	2 - Greene	1 - Greene	1 - (3 players)	15 - Lemley	7.0 - Lemley
NC State	3/3/23	2 - Bailey	2 - (2 players)	1 - (2 players)	2 - Bennett	None	None	10 - Lemley	7.0 - Lemley
NC State	3/4/23	2 - (2 players)	2 - (2 players)	1 - (2 players)	4 - Greene	2 - Greene	1 - Brown	5 - Lemley	4.0 - Grein
NC State	3/5/23	3 - Ritter	2 - (2 players)	1 - (4 players)	3 - Fagan	1 - (2 players)	1 - Ritter	9 - Lemley	6.0 - Lemley
Mount St. Mary's	3/7/23	2 - Hanson	2 - Greene	2 - Greene	3 - Hanson	1 - (2 players)	1 - Ritter	11 - Grein	7.0 - Lemley
Mount St. Mary's	3/7/23	2 - (3 players)	2 - (3 players)	1 - (2 players)	3 - Bailey	1 - (3 players)	2 - Brown	7 - Jacobson	3.0 - Jacobson
Gardner-Webb	3/8/23	2 - (3 players)	3 - Ritter	1 - (6 players)	3 - RBI	1 - (7 players)	1 - (2 players)	2 - Jacobson	3.0 - Grein
North Carolina	3/10/23	2 - Bailey	1 - (4 players)	1 - (4 players)	2 - Ritter	1 - (3 players)	1 - Ritter	10 - Lemley	7.0 - Lemley
North Carolina	3/11/23	1 - (3 players)	None	1 - (1 player)	None	None	None	3 - Grein	6.0 - Grein
North Carolina	3/11/23	1 - (7 players)	1 - (3 players)	1 - (2 players)	1 - (2 players)	None	None	12 - Lemley	7.0 - Lemley
Georgia Tech	3/18/23	2 - Ritter	2 - (2 players)	1 - (4 players)	4 - Ritter	1 - Fagan	1 - Peck	6 - Lemley	7.0 - Lemley
Georgia Tech	3/18/23	2 - (3 players)	2 - (2 players)	1 - (4 players)	4 - Peck	2 - Peck	None	3 - Jacobson	5.2 - Jacobson
Georgia Tech	3/19/23	1 - (6 players)	1 (5 players)	1 - (4 players)	2 - (2 players)	1 - (3 players)	1 - Fagan	11 - Lemley	7.0 - Lemley
Charlotte	3/23/23	1 - Bailey	1 - (2 players)	2 - Fagan	2 - Bailey	1 - Bailey	None	14 - Lemley	7.0 - Lemley



GAME-BY-GAME STARTERS

Opponent	Date	P	C	1B	2B	3B	SS	LF	CF	RF	DP
East Carolina	2/9/23	Lemley	Bennett	Bailey	Fagan	Peck	Thrunk	Brown	Ritter	Overaitis	Slaw
UNCW	2/9/23	Grein	Aldridge	Bailey	Fagan	Peck	Castine	Brown	Ritter	Greene	Chavez
UNCW	2/10/23	Lemley	Aldridge	Bailey	Fagan	Bennett	Thrunk	Ritter	Peck	Overaitis	Slaw
East Carolina	2/10/23	Grein	Aldridge	Bailey	Fagan	Castine	Thrunk	Ritter	Peck	Overaitis	Greene
Purdue Fort Wayne	2/11/23	Peck	Aldridge	Bailey	Fagan	Greene	Thrunk	Brown	Ritter	Overaitis	Slaw
No. 5 Oklahoma State	2/17/23	Grein	Aldridge	Bailey	Fagan	Bennett	Thrunk	Ritter	Peck	Greene	Slaw
RV Nebraska	2/17/23	Lemley	Aldridge	Bailey	Fagan	Bennett	Thrunk	Ritter	Peck	Greene	Hanson
No. 2 UCLA	2/18/23	Peck	Aldridge	Bailey	Fagan	Bennett	Thrunk	Brown	Ritter	Greene	Hanson
No. 10 Arizona	2/18/23	Lemley	Aldridge	Bailey	Fagan	Bennett	Thrunk	Ritter	Peck	Greene	Hanson
USF	2/19/23	Lemley	Castine	Bailey	Fagan	Bennett	Thrunk	Ritter	Peck	Greene	Hanson
Abilene Christian	2/24/23	Grein	Aldridge	Bailey	Fagan	Bennett	Thrunk	Ritter	Peck	Greene	Overaitis
No. 9 Texas	2/24/23	Lemley	Aldridge	Bailey	Fagan	Bennett	Thrunk	Ritter	Peck	Greene	Jackson
Texas Southern	2/25/23	Jacobson	Aldridge	Bailey	Fagan	Bennett	Thrunk	Brown	Ritter	Greene	Jackson
No. 9 Texas	2/25/23	Grein	Aldridge	Bailey	Fagan	Bennett	Thrunk	Greene	Ritter	Overaitis	Jackson
Abilene Christian	2/25/23	Lemley	Castine	Bailey	Fagan	Bennett	Thrunk	Greene	Ritter	Overaitis	Jackson
NC State	3/3/23	Lemley	Castine	Bailey	Fagan	Bennett	Thrunk	Ritter	Peck	Greene	Jackson
NC State	3/4/23	Grein	Castine	Bailey	Fagan	Bennett	Thrunk	Ritter	Peck	Greene	Jackson
NC State	3/5/23	Lemley	Castine	Bailey	Fagan	Bennett	Thrunk	Ritter	Peck	Greene	Hanson
Mount St. Mary's	3/7/23	Grein	Aldridge	Bailey	Fagan	Bennett	Thrunk	Ritter	Peck	Greene	Hanson
Mount St. Mary's	3/7/23	Jacobson	Aldridge	Bailey	Fagan	Greene	Castine	Thrunk	Jackson	Brown	Overaitis
Gardner-Webb	3/8/23	Grein	Aldridge	Bailey	Fagan	Bennett	Thrunk	Jackson	Ritter	Greene	Hanson
North Carolina	3/10/23	Lemley	Aldridge	Bailey	Fagan	Bennett	Thrunk	Ritter	Peck	Greene	Jackson
North Carolina	3/11/23	Grein	Aldridge	Bailey	Fagan	Bennett	Thrunk	Ritter	Peck	Greene	Jackson
North Carolina	3/11/23	Lemley	Castine	Bailey	Fagan	Bennett	Thrunk	Ritter	Peck	Greene	Jackson
Georgia Tech	3/18/23	Lemley	Aldridge	Bailey	Fagan	Bennett	Thunk	Ritter	Peck	Greene	Jackson
Georgia Tech	3/18/23	Jacobson	Aldridge	Bailey	Fagan	Bennett	Thrunk	Ritter	Peck	Greene	Jackson
Georgia Tech	3/19/23	Lemley	Aldridge	Bailey	Fagan	Bennett	Thrunk	Ritter	Peck	Greene	Overaitis
Charlotte	3/23/23	Lemley	Aldridge	Bailey	Fagan	Bennett	Thrunk	Ritter	Peck	Greene	Slaw





Pete D'AMOUR (Duh-more)

- Fifth season at Virginia Tech
- 2019 & 2022 ACC Coach of the Year
- 7th as a head coach in Division I
- Led Kennesaw State to its first NCAA Regional appearance
- Went to five super regionals and three Women's CWS at Missouri

The D'Amour File

PERSONAL

BORN: Jan. 7, 1980
 HOMETOWN: Monrovia, Maryland
 FAMILY: Wife, Anna. Son, Reaux
 COACHING RECORD AT VIRGINIA TECH: 151-40 (5th year)
 CAREER HEAD COACHING RECORD: 230-77 (.749)

EDUCATION

Missouri - Bachelor's Degree in General Studies
 Missouri - Master's Degree in Sports Psychology
 JOINED TECH STAFF: May 31, 2018
 YEARS OF COLLEGIATE HEAD COACHING: 6
 YEARS OF COLLEGIATE COACHING: 15

COACHING HISTORY

2019- Virginia Tech (Head Coach)
 2017-18 Kennesaw State (Head Coach)
 2015-16 Missouri (Associate Head Coach)
 2009-14 Missouri (Assistant Coach)
 2007-08 Missouri (Volunteer Assistant Coach)

PLAYING HISTORY

Played SS and P in men's fastpitch for seven seasons
 MVP of the 2007 NSA World Series
 Played baseball at Texas A&M-Corpus Christi & Frostburg State

POSTSEASON EXPERIENCE

VT 2019 (Regional - Lexington, Ky.)
 2021 (Supers - Los Angeles, Calif.)
 2022 (Supers - Blacksburg, Va.)

KSU 2018 (Regional - Tallahassee, Fla.)
 2017 (NISC Semifinals - Lynchburg, Tenn.)

Missouri 2016 (Supers - Ann Arbor, Mich.)
 2015 (Supers - Los Angeles, Calif.)
 2014 (Regional - Columbia, Mo.)
 2013 (Supers - Columbia, Mo.)
 2012 (Supers - Columbia, Mo.)
 2011 (WCWS - Oklahoma City, Okla.)
 2010 (WCWS - Oklahoma City, Okla.)
 2009 (WCWS - Oklahoma City, Okla.)

D'Amour and his staff were recognized with the NFCA Mid-Atlantic Staff of the Year after yet another historic season in 2022. The staff also earned the award following the 2019 and 2021 seasons.

The Hokies advanced to the Super Regionals for the second straight season and hosted a Regional and a Super Regional for the first time in school history in D'Amour's fourth season at the helm. Tech also earned its second ACC Regular Season Title in four seasons, posting a 21-2 record in conference play, the best winning percentage in school history.

Virginia Tech had a conference-high 11 members on the All-ACC teams, including D'Amour being named Coach of the Year, Keely Rochard named Pitcher of the Year and Emma Lemley named Freshman of the Year. Rochard was also tabbed a Top-10 Finalist for USA Softball Player of the Year, while Lemley was a Top-3 Finalist for Schutt Sports/NFCA Freshman of the Year.

Under D'Amour, Rochard was named a First Team All-American for the second straight season and Emma Ritter earned a spot on the Third Team, marking the first time two Hokies have been honored as All-Americans in the same season. Tech finished the year with a 46-10 overall record, including 14 wins over Top-25 ranked opponents. D'Amour also notched his 200th career win in 2022.

D'Amour led the Hokies to their second ever appearance in the NCAA Super Regionals during the 2021 campaign, doing so in just his second full season. Selected for the NCAA Tournament in both full seasons as head coach, D'Amour's Hokies were the No. 2 seed at the 2021 Tempe Regional with national No. 15 seed Arizona State as the group's favorite. Tech emerged from the four-team regional undefeated under D'Amour's guidance, the first time in school history that the Hokies swept an NCAA Regional.

2021 was not just a historic year for the Hokies, but for D'Amour as well as he became the fastest head coach in program history to reach 100 wins, doing so in just 127 games. Under D'Amour's tutelage, pitcher Keely Rochard became Tech's third NFCA All-American ever and just the second to earn first-team honors. D'Amour and his wife Anna also welcomed their first son, Reaux, to the world prior to the NCAA Tournament.

In his second season leading the Hokies, Coach Pete D'Amour led the team to a 21-4 record and was in first place in the ACC when the season ended. He helped guide the team to an impressive 3-2 record at the St. Pete/Clearwater Elite Invitational against five top-25 opponents, including wins over #14 Minnesota and #17 South Carolina. D'Amour guided the progression of pitcher Keely Rochard, who was one of the nation's top pitchers in 2020, and also helped the Hokies' offense to the highest scoring in the ACC.

Guiding Virginia Tech to one of the biggest turnarounds in NCAA softball history, Pete D'Amour led the Hokies in his first year to a 24-game win improvement in 2019 after posting a 47-11 record, including a 20-4 mark in ACC play.

The 47 wins were the fourth most in school history while the 20 ACC wins were the most in program history. On Tech's way to 20 league wins, it earned an ACC regular-season title and a Coastal Division crown after being picked 10th in the ACC preseason poll. By doing so, it also earned the Hokies their first trip to the NCAA Tournament since 2015, winning two games at the Lexington Regional to pick up their first NCAA win since 2014.

No stranger to success, D'Amour, out of the new 11 Power Five head coaches in 2019, picked up the most wins of the group. The 2019 ACC Coach of the Year earned the nod to mark just Tech's second time winning it, while a school-record five Hokies made an All-ACC first team. Under D'Amour's direction, pitcher Carrie Eberle was named ACC Pitcher of the Year and third baseman Kelsey Bennett was tabbed Freshman of the Year.

He also tutored two Softball America All-Americans in outfielders Emma Strouth and Darby Trull, who both hit over .400 and tallied 60-plus putouts, as well as a school-record seven NFCA All-Region (Mid-Atlantic) selections and a school-record eight VaSID all-stars. D'Amour also was tabbed VaSID Coach of the Year.

Under his watch, Tech became ranked during the season, something that hadn't been done since 2015, and got up to as high as No. 19 in the ESPN.com/USA Softball poll and No. 22 in the USA Today/NFCA poll. The Hokies were ranked for 11 consecutive weeks in the ESPN.com/USA Softball poll, breaking the program record set in 2007 of 10 weeks.

Tech took big strides at the plate in '19, resetting over 20 individual and team school records, including batting average (.334) and home runs (97), just to name a few. The Hokies led the ACC in batting average and home runs per game (1.67), while also getting it done in the circle with shutouts (22). D'Amour had the Hokies ready to play against in-state rival Virginia in the Commonwealth Clash presented by Virginia529, sweeping the Cavaliers 3-0 and not allowing a runner to touch third base or home plate in the series, a first in program history, for three shutout wins.

D'Amour joined the Hokies after two seasons as the head coach at Kennesaw State, where he led the Owls to a 79-37 record and two postseason appearances. Before taking over the Kennesaw State program in 2017, he earned a reputation as one of the nation's premier recruiters during his 10-year tenure as assistant coach at the University of Missouri, a perennial NCAA tournament participant.

RECORD vs. OPPONENTS

Akron	2-0
Akron	1-0
Alabama	0-2
Arizona	0-1
Arizona State	1-0
Army	1-0
Auburn	0-3
Austin Peay	0-1
Belmont	3-0
Bethune-Cookman	1-0
Binghamton	2-0
Boston College	6-0
Bradley	1-0
Brigham Young	2-0
Bucknell	2-0
Campbell	1-0
Central Michigan	1-0
Charleston Southern	2-0
Charlotte	2-2
Clemson	5-3
Coastal Carolina	1-0
College of Charleston	2-0
Dartmouth	3-0
DePaul	0-2
Detroit Mercy	3-0
Duke	6-1
East Carolina	3-0
East Tennessee State	3-0
Eastern Illinois	1-1
Evansville	2-0
Florida	1-2
Florida A&M	1-0
Florida Gulf Coast	4-3
Florida State	4-2
Fort Wayne	2-0
Gardner-Webb	1-0
George Mason	1-0
George Washington	1-0
Georgia	1-2
Georgia State	7-1
Georgia Tech	6-3
Hofstra	0-1
Illinois	3-1
Iowa	1-1
IUPUI	1-0
Jacksonville	6-2
Jacksonville State	1-2
JMU	1-1
Kennesaw State	3-0
Kentucky	3-3
Lamar	0-1
Liberty	3-3
Lipscomb	6-0
LIU Brooklyn	1-0
Longwood	6-0
Louisville	8-2
Marist	2-0
Miami (OH)	2-0
Michigan State	3-0
Middle Tennessee	1-0
Minnesota	1-0
Missouri	1-1
Morehead State	2-1
Mount St. Mary's	2-0
Nebraska	1-0
NC State	10-3
North Carolina	6-3
North Carolina A&T	1-0
North Florida	0-1
Northwestern	2-0
Notre Dame	1-4
Ohio State	1-0
Oklahoma State	0-2
Omaha-Nebraska	1-0
Niagara	1-0
North Florida	5-2
Northern Iowa	0-1
Pitt	8-1
Purdue	4-0
Purdue Fort Wayne	1-0
Quinnipiac	0-1
Radford	6-1
Rutgers	0-2
Saint Francis (Pa)	1-0
Samford	1-0
South Carolina	2-0
South Carolina State	1-0
Southeast Missouri State	1-0
St. Louis	1-0
Stetson	5-1
Stony Brook	1-0
Syracuse	8-0
Tennessee	1-0
Tennessee Tech	1-0
Texas	1-1
Texas Southern	1-1
Texas State	1-1
UAB	5-0
UConn	2-0
UCF	2-1
UCLA	1-3
UNC Greensboro	0-1
UNCW	2-0
USC Upstate	5-3
USF	0-1
Virginia	10-1
Weber State	1-0
Wichita State	1-0
Wisconsin	1-0
WKU	1-0
USF	1-0



NCAA STATS

Batting Average (295 ranked)	56	6	0.297	Oklahoma	0.399	Clemson	0.360
Double Plays per Game (292 ranked)	172	7	0.22	McNeese	0.71	Clemson	0.47
Doubles (294 ranked)	107	8	31	Oklahoma	68	Florida St.	58
Doubles per Game (295 ranked)	142	8	1.15	Oklahoma	2.43	Florida St.	1.93
Earned Run Average (295 ranked)	56	5	2.42	Tennessee	0.62	Clemson	0.63
Fielding Percentage (295 ranked)	16	3	0.978	Oklahoma	0.992	Clemson	0.985
Hit Batters (295 ranked)	1	1	2	Alcorn Virginia Tech Western Mich.	2	Virginia Tech	2
Home Runs per game (293 ranked)	1	1	2.11	Virginia Tech	2.11	Virginia Tech	2.11
On Base Percentage (295 ranked)	87	8	0.368	Oklahoma	0.481	Clemson	0.443
Scoring (295 ranked)	26	4	6.30	Oklahoma	9.00	Clemson	6.93
Shutouts (209 ranked)	45	6	6	Oklahoma Tennessee	17	Clemson	13
Slugging Percentage (295 ranked)	6	1	0.594	Oklahoma	0.720	Virginia Tech	0.594
Stolen Bases per Game (295 ranked)	165	8	0.93	Grambling	4.07	Virginia	2.43
Strikeout-to-Walk Ratio (295 ranked)	2	1	7.46	Auburn	9.29	Virginia Tech	7.46
Total Stolen Bases (30 ranked)				Grambling	110	Virginia	68
Triple Plays (1 ranked)				FGCU Texas Tech	1		
Triples per Game (270 ranked)	88	5	0.22	UC Santa Barbara	0.75	Florida St.	0.40
WL Percentage (293 ranked)	15	3	0.815	Clemson	0.967	Clemson	0.967
Walks (28 ranked)				Florida St.	136	Florida St.	136

Batting Average (149 ranked)	Emma Ritter	145	10	0.386	Sydney McKinney, Wichita St.	0.570	Valerie Cagle, Clemson	0.478
Caught Stealing By (19 ranked)					Cassie Castaneda, North Dakota	16		
Doubles (16 ranked)					Mackenzie Donihoo, Tennessee Grace French, Bradley	14 14	Valerie Cagle, Clemson Deja Davis, Duke	11 11
Doubles Per Game (147 ranked)					Haley Taormina, George Mason	0.57	Yvonne Whaley, Pittsburgh	0.50
Earned Run Average (150 ranked)	Emma Lemley	81	8	1.69	NiJaree Canady, Stanford	0.14	Valerie Cagle, Clemson	0.49
Hit Batters (22 ranked)	Emma Lemley	1	1	1	6 players tied	1	Emma Lemley, Virginia Tech	1
Hit by Pitch per Game (147 ranked)					Hana Hashioka, Furman	0.55	Vanessa Miller, Louisville	0.37
Hits (136 ranked)	Emma Ritter	51	3	34	Sydney McKinney, Wichita St.	57	Valerie Cagle, Clemson	43
Hits Allowed Per Seven Innings (150 ranked)	Emma Lemley	97	10	4.99	NiJaree Canady, Stanford	1.91	Eden Bigham, Virginia	3.40
Home Runs (236 ranked)	Bre Peck Addy Greene Jayme Bailey Emma Ritter Kelsey Bennett Cameron Fagan Emma Jackson Teagan Thrunk	16 32 52 52 141 236 236 236	3 4 9 9 21 29 29 29	9	Jordyn VanHook, Arizona St.	14	Ana Gold, Duke Taylor Roby, Louisville	10 10
Home Runs Per Game (150 ranked)	Bre Peck Addy Greene Emma Ritter Jayme Bailey Kelsey Bennett	11 38 63 81 137	1 4 6 12 18	0.39 0.31 0.27 0.26 0.22	Jordyn VanHook, Arizona St.	0.56	Bre Peck, Virginia Tech	0.39
Innings Pitched (30 ranked)	Emma Lemley	14	1	95.1	Isabella Smith, Campbell	111.2	Emma Lemley, Virginia Tech	95.1
On Base Percentage (150 ranked)					Rachel Becker, Oklahoma St.	0.656	Valerie Cagle, Clemson	0.544
RBI's (30 ranked)					Kristin Fifield, Grand Canyon	46	Ana Gold, Duke	31
Runs Batted In Per Game (145 ranked)					Autumn Owen, Marshall	1.76	Ana Gold, Duke	1.07
Runs per Game (149 ranked)	Bre Peck Emma Ritter	57 123	5 10	0.96 0.85	Kiki Milloy, Tennessee	1.48	Ana Gold, Duke	1.21
Sacrifice Bunts per game (144 ranked)					Brooklyn Wallace, Alabama A&M	0.47	Bailey Drapola, Pittsburgh Kayla Lane, Pittsburgh	0.22 0.22
Sacrifice Flies (90 ranked)	Kelsey Bennett Addy Greene Teagan Thrunk	90 90 90	6 6 6	2 2 2	Haley Morgan, Tulsa	6	Gisele Tapia, Duke	5
Saves (40 ranked)					Keira Bucher, Maryland	9	4 players tied	3
Shutouts (27 ranked)	Emma Lemley	27	3	3	Stephanie Schoonover, Kentucky	8	Valerie Cagle, Clemson Millie Thompson, Clemson	4 4
Slugging Percentage (299 ranked)	Bre Peck Emma Ritter Addy Greene Jayme Bailey Teagan Thrunk	30 68 102 122 292	2 8 13 16 28	0.812 0.739 0.697 0.675 0.583	Autumn Owen, Marshall	1.155	Valerie Cagle, Clemson	0.889
Stolen Bases (92 ranked)					Chelie Senini, Nevada	30	Devyn Flaherty, Florida St.	18
Stolen Bases Per Game (149 ranked)					Chelie Senini, Nevada	1.25	Kelly Ayer, Virginia	0.64
Strikeout-to-Walk Ratio (149 ranked)	Emma Lemley	6	1	13.00	Alana Vawter, Stanford	17.50	Emma Lemley, Virginia Tech	13.00
Strikeouts (143 ranked)	Emma Lemley	2	1	143	Montana Fouts, Alabama	162	Emma Lemley, Virginia Tech	143
Strikeouts Per Seven Innings (150 ranked)	Emma Lemley	19	1	10.5	Donnie Gobourne, South Carolina	13.5	Emma Lemley, Virginia Tech	10.5
Total Bases (133 ranked)	Emma Ritter Jayme Bailey Addy Greene Bre Peck	27 98 110 122	3 11 13 14	65 54 53 52	Maya Brady, UCLA	84	Valerie Cagle, Clemson	80
Toughest to Strike Out (150 ranked)					Abbey Tolmie, Central Mich.	77.0	Yvonne Whaley, Pittsburgh	62.0
Triples (27 ranked)					Emma Austin, Southern Ill. Elyssa DeRosa, George Mason	6 6	Kailyn Jones, Virginia	4
Triples Per Game (133 ranked)					Elyssa DeRosa, George Mason	0.26	Kailyn Jones, Virginia	0.14
Victories (38 ranked)	Emma Lemley	3	1	14	Leanna Johnson, Troy	16	Emma Lemley, Virginia Tech	14
Walks Allowed Per Seven Innings (149 ranked)	Emma Lemley	25	3	0.81	Olivia Valbak, UAB	0.31	Claire Davidson, Duke	0.42
Walks Per Game (143 ranked)					Maria Smith, Southern Miss.	1.12	Karina Gaskins, Notre Dame	1.04

SEASON STATS



VT Softball Overall Statistics for Virginia Tech (as of Mar 22, 2023) (All games Sorted by Batting avg)

Record: 22-6 Home: 5-1 Away: 9-2 Neutral: 8-3 Conference: 8-1

Player	avg	gp-gs	ab	r	h	2b	3b	hr	rbi	tb	slg%	bb	hp	so	gdp	ob%	sf	sh	sb-att	po	a	e	fld%	
90 Emma Ritter	.374	27-27	91	22	34	6	2	7	19	65	.714	6	2	0	0	.424	0	0	8-8	37	0	0	1.000	
2 Jayme Bailey	.361	28-28	83	20	30	2	1	8	24	58	.699	7	2	6	0	.419	1	0	3-3	137	5	0	1.000	
7 Teagan Thrunk	.328	27-27	61	19	20	3	0	4	15	35	.574	4	1	14	0	.368	2	0	1-2	21	43	7	.901	
6 Addy Greene	.316	27-26	79	19	25	2	1	8	18	53	.671	5	2	9	1	.364	2	0	0-0	24	4	2	.933	
97 Cameron Fagan	.310	27-27	84	13	26	3	0	4	16	41	.488	12	0	8	0	.396	0	2	2-2	40	34	1	.987	
88 Bre Peck	.299	24-23	67	22	20	3	1	9	17	52	.776	7	0	16	0	.365	0	0	1-2	28	5	0	1.000	
14 Emma Jackson	.289	18-13	38	10	11	1	0	4	10	24	.632	3	0	8	0	.341	0	0	0-0	2	0	1	.667	
19 Madison Hanson	.273	16-7	22	3	6	1	0	3	8	16	.727	5	0	3	1	.393	1	0	0-0	0	0	0	.000	
8 Kelsey Bennett	.226	24-24	62	6	14	2	1	5	12	33	.532	4	0	6	1	.265	2	0	0-0	13	24	2	.949	
24 Morgan Overaitis	.216	20-9	37	7	8	4	0	2	5	18	.486	5	0	9	0	.310	0	0	0-0	4	4	0	1.000	
11 Kylie Aldridge	.103	25-21	39	7	4	2	0	2	4	12	.308	12	1	4	1	.327	0	0	0-0	157	9	1	.994	
16 Meredith Slaw	.080	17-6	25	1	2	1	0	0	1	3	.120	4	1	1	0	.233	0	0	0-0	5	0	0	1.000	

20 Trinity Martin	1.000	5-0	1	2	1	0	0	0	1	1	1.000	1	0	0	0	1.000	0	0	0-0	0	0	0	.000	
21 Kelsey Brown	.316	19-6	19	6	6	0	0	0	3	6	.316	0	0	1	0	.316	0	1	9-9	5	1	0	1.000	
28 Grace Chavez	.308	13-1	13	2	4	0	0	2	4	10	.769	1	0	4	0	.333	1	0	0-0	0	0	0	.000	
44 Rachel Castine	.235	12-9	17	2	4	1	0	0	2	5	.294	2	0	3	0	.316	0	0	0-0	64	4	1	.986	
15 Emma Yates	.000	3-0	2	1	0	0	0	0	0	0	.000	0	0	0	0	.000	0	0	0-0	2	0	0	1.000	
5 Jenna Pearson	.000	10-0	1	4	0	0	0	0	0	0	.000	0	0	0	0	.000	0	0	0-0	0	0	0	.000	
12 Shanan Hester	.000	2-0	1	1	0	0	0	0	0	0	.000	0	0	0	0	.000	0	0	0-0	0	0	0	.000	
22 Maija Louko	.000	14-0	1	5	0	0	0	0	0	0	.000	0	0	0	0	.000	0	0	1-1	0	0	0	.000	
18 Lyndsey Grein	.000	10-9	0	0	0	0	0	0	0	0	.000	0	0	0	0	.000	0	0	0-0	1	8	0	1.000	
17 Molly Jacobson	.000	6-3	0	0	0	0	0	0	0	0	.000	0	0	0	0	.000	0	0	0-0	0	4	0	1.000	
27 Emma Lemley	.000	17-14	0	0	0	0	0	0	0	0	.000	0	0	0	0	.000	0	0	0-0	1	11	0	1.000	
10 Megan Furr	.000	1-0	0	0	0	0	0	0	0	0	.000	1	0	0	0	1.000	0	0	0-0	0	0	0	.000	
Totals	.289	28	743	172	215	31	6	58	159	432	.581	79	9	92	4	.361	9	3	25-27	541	152	15	.979	
Opponents	.234	28	688	76	161	17	1	24	70	252	.366	29	2	223	2	.266	4	11	15-20	529	183	37	.951	

LOB - Team (143), Opp (118). DPs turned - Team (6), Opp (8).

(All games Sorted by Earned run avg)

Player	era	w-l	app	gs	cg	sho	sv	ip	h	r	er	bb	so	2b	3b	hr	b/avg	wp	hp	bk	sfa	sha
17 Molly Jacobson	1.40	2-1	6	3	1	1/1	0	20.0	22	5	4	0	14	3	0	0	.278	1	0	0	0	1
27 Emma Lemley	1.78	14-2	17	14	14	3/0	1	102.1	72	28	26	12	157	7	0	15	.195	5	1	0	2	7
18 Lyndsey Grein	3.74	5-2	10	9	6	1/0	0	54.1	57	37	29	16	50	6	1	9	.260	4	1	0	2	3
88 Bre Peck	7.64	1-1	2	2	0	0/1	0	3.2	10	6	4	1	2	1	0	0	.476	0	0	0	0	0
Totals	2.45	22-6	28	28	21	6/1	1	180.1	161	76	63	29	223	17	1	24	.234	10	2	0	4	11
Opponents	5.60	6-22	28	28	7	1/0	0	176.1	215	172	141	79	92	31	6	58	.289	5	9	0	9	3

PB - Team (1), R. Castine 1, Opp (2). SBA/ATT - K. Aldridge (11-15), L. Grein (8-10), E. Lemley (6-7), R. Castine (4-4), M. Jacobson (0-2), B. Peck (1-1).

Player	c	po	a	e	fld%	dp	sba	csb	sba%	pb	ci
2 Jayme Bailey	142	137	5	0	1.000	6	0	0	.000	0	0
90 Emma Ritter	37	37	0	0	1.000	0	0	0	.000	0	0
88 Bre Peck	33	28	5	0	1.000	0	1	0	1.000	0	0
27 Emma Lemley	12	1	11	0	1.000	0	6	1	.857	0	0
18 Lyndsey Grein	9	1	8	0	1.000	0	8	2	.800	0	0
21 Kelsey Brown	6	5	1	0	1.000	0	0	0	.000	0	0
16 Meredith Slaw	5	5	0	0	1.000	0	0	0	.000	0	0
17 Molly Jacobson	4	0	4	0	1.000	0	0	2	.000	0	0
24 Morgan Overaitis	4	4	0	0	1.000	0	0	0	.000	0	0
15 Emma Yates	2	2	0	0	1.000	0	0	0	.000	0	0
11 Kylie Aldridge	167	157	9	1	.994	0	11	4	.733	0	0
97 Cameron Fagan	75	40	34	1	.987	4	0	0	.000	0	0
44 Rachel Castine	69	64	4	1	.986	0	4	0	1.000	1	0
8 Kelsey Bennett	39	13	24	2	.949	2	0	0	.000	0	0
6 Addy Greene	30	24	4	2	.933	1	0	0	.000	0	0
7 Teagan Thrunk	71	21	43	7	.901	3	0	0	.000	0	0
14 Emma Jackson	3	2	0	1	.667	0	0	0	.000	0	0
19 Madison Hanson	0	0	0	0	.000	0	0	0	.000	0	0
22 Maija Louko	0	0	0	0	.000	0	0	0	.000	0	0
10 Megan Furr	0	0	0	0	.000	0	0	0	.000	0	0
28 Grace Chavez	0	0	0	0	.000	0	0	0	.000	0	0
12 Shanan Hester	0	0	0	0	.000	0	0	0	.000	0	0
5 Jenna Pearson	0	0	0	0	.000	0	0	0	.000	0	0
20 Trinity Martin	0	0	0	0	.000	0	0	0	.000	0	0
Totals	708	541	152	15	.979	6	15	5	.750	1	0



SITUATIONAL STATS



VT Softball Batting Analysis for Virginia Tech (as of Mar 23, 2023) (All games Sorted by Player Name)

Player	vs left			vs right			w/runners			w/bases empty			w/bases loaded			as leadoff			fly out	gnd out	fly/gnd
	h	ab	avg	h	ab	avg	h	ab	avg	h	ab	avg	h	ab	avg	rch	ops	pct			
11 Kylie Aldridge	1	10	.100	3	29	.103	2	20	.100	2	19	.105	0	0	.000	3	6	.500	20	9	2.2
2 Jayme Bailey	5	18	.278	25	65	.385	19	44	.432	11	39	.282	0	2	.000	9	23	.391	29	19	1.5
8 Kelsey Bennett	2	13	.154	12	49	.245	4	27	.148	10	35	.286	1	1	1.000	5	9	.556	30	12	2.5
21 Kelsey Brown	2	2	1.000	4	17	.235	3	9	.333	3	10	.300	1	1	1.000	2	6	.333	5	6	0.8
44 Rachel Castine	1	4	.250	3	13	.231	2	8	.250	2	9	.222	1	3	.333	0	3	.000	9	1	9.0
28 Grace Chavez	3	4	.750	1	9	.111	2	7	.286	2	6	.333	0	0	.000	0	2	.000	5	1	5.0
97 Cameron Fagan	3	20	.150	23	64	.359	14	38	.368	12	46	.261	0	1	.000	3	14	.214	22	28	0.8
10 Megan Furr	0	0	.000	0	0	.000	0	0	.000	0	0	.000	0	0	.000	0	0	.000	0	0	0.0
6 Addy Greene	5	18	.278	20	61	.328	12	38	.316	13	41	.317	1	1	1.000	7	16	.438	20	23	0.9
19 Madison Hanson	2	4	.500	4	18	.222	3	13	.231	3	9	.333	0	2	.000	0	2	.000	6	7	0.9
12 Shanan Hester	0	0	.000	0	1	.000	0	0	.000	0	1	.000	0	0	.000	0	1	.000	1	0	99.9
14 Emma Jackson	2	8	.250	9	30	.300	5	19	.263	6	19	.316	0	0	.000	3	11	.273	8	11	0.7
22 Maija Louko	0	0	.000	0	1	.000	0	1	.000	0	0	.000	0	0	.000	0	0	.000	1	0	99.9
20 Trinity Martin	0	0	.000	1	1	1.000	1	1	1.000	0	0	.000	0	0	.000	0	0	.000	0	0	0.0
24 Morgan Overaitis	1	3	.333	7	34	.206	3	17	.176	5	20	.250	0	1	.000	3	9	.333	14	4	3.5
5 Jenna Pearson	0	0	.000	0	1	.000	0	0	.000	0	1	.000	0	0	.000	0	1	.000	0	1	0.0
88 Bre Peck	3	17	.176	17	50	.340	7	31	.226	13	36	.361	0	2	.000	6	12	.500	19	8	2.4
90 Emma Ritter	8	23	.348	26	68	.382	13	30	.433	21	61	.344	1	3	.333	13	37	.351	29	24	1.2
16 Meredith Slaw	0	1	.000	2	24	.083	2	11	.182	0	14	.000	0	1	.000	0	4	.000	8	13	0.6
7 Teagan Thrunck	4	12	.333	16	49	.327	8	22	.364	12	39	.308	2	4	.500	10	21	.476	10	16	0.6
15 Emma Yates	0	0	.000	0	2	.000	0	2	.000	0	0	.000	0	1	.000	0	0	.000	0	2	0.0
Totals	42	157	.268	173	586	.295	100	338	.296	115	405	.284	7	23	.304	64	177	.362	236	185	1.3
Opponents	0	0	.000	161	688	.234	65	261	.249	96	427	.225	3	8	.375	62	180	.344	162	142	1.1

Player	pinch hitting			w/runners in scoring pos			w/runner on 3rd and LT 2 out			with 2 outs			success adv runners			2- rns		rch	rch	kl	
	h	ab	avg	h	ab	avg	rbi	ops	pct	h	ab	avg	adv	ops	pct	rbi	w/out				
11 Kylie Aldridge	0	0	.000	0	4	.000	1	2	.500	1	11	.091	9	23	.391	1	5	7	1	2	1
2 Jayme Bailey	0	0	.000	11	27	.407	2	3	.667	9	31	.290	26	47	.553	8	5	21	0	3	0
8 Kelsey Bennett	0	0	.000	3	19	.158	4	6	.667	3	20	.150	9	30	.300	2	7	8	2	2	3
21 Kelsey Brown	0	2	.000	3	9	.333	1	1	1.000	2	6	.333	5	10	.500	1	3	4	2	0	0
44 Rachel Castine	0	0	.000	2	5	.400	1	3	.333	0	3	.000	2	8	.250	0	0	1	0	0	0
28 Grace Chavez	4	9	.444	1	4	.250	1	1	1.000	1	4	.250	4	9	.444	0	1	3	0	0	3
97 Cameron Fagan	0	0	.000	8	22	.364	2	4	.500	14	27	.519	19	41	.463	10	6	11	2	2	0
10 Megan Furr	0	0	.000	0	0	.000	0	0	.000	0	0	.000	1	1	1.000	0	0	0	0	0	0
6 Addy Greene	0	0	.000	4	17	.235	4	5	.800	4	25	.160	24	43	.558	3	5	10	4	0	3
19 Madison Hanson	1	7	.143	1	9	.111	3	4	.750	2	8	.250	6	14	.429	3	3	7	1	3	1
12 Shanan Hester	0	1	.000	0	0	.000	0	0	.000	0	0	.000	0	0	.000	0	0	0	0	0	0
14 Emma Jackson	0	2	.000	4	14	.286	2	2	1.000	3	12	.250	11	21	.524	5	4	6	0	1	2
22 Maija Louko	0	1	.000	0	1	.000	0	0	.000	0	0	.000	0	1	.000	0	0	0	0	0	0
20 Trinity Martin	0	0	.000	0	0	.000	0	0	.000	0	0	.000	2	2	1.000	1	0	0	0	0	0
24 Morgan Overaitis	3	11	.273	1	9	.111	1	1	1.000	1	11	.091	6	17	.353	1	4	6	2	0	0
5 Jenna Pearson	0	0	.000	0	0	.000	0	0	.000	0	0	.000	0	0	.000	0	0	0	0	0	0
88 Bre Peck	1	1	1.000	3	15	.200	0	1	.000	6	22	.273	12	33	.364	4	1	19	4	1	2
90 Emma Ritter	0	0	.000	9	21	.429	1	2	.500	12	31	.387	19	33	.576	8	0	18	3	3	0
16 Meredith Slaw	0	8	.000	1	8	.125	0	2	.000	0	9	.000	6	12	.500	0	3	4	1	0	0
7 Teagan Thrunck	0	0	.000	7	14	.500	5	8	.625	5	17	.294	15	24	.625	5	7	8	3	4	2
15 Emma Yates	0	1	.000	0	2	.000	0	0	.000	0	2	.000	0	2	.000	0	0	4	0	0	0
Totals	9	43	.209	58	200	.290	28	45	.622	63	239	.264	176	371	.474	52	54	143	25	21	17
Opponents	4	30	.133	32	139	.230	12	33	.364	50	227	.220	107	284	.377	24	35	118	10	15	37

Success Advancing Runners = percentage of times the batter advanced at least one runner during a plate appearance
 #Rnrs Adv w/Out = TOTAL number of runners advanced when the player made an out



SITUATIONAL STATS




VT Softball
Pitching Analysis for Virginia Tech (as of Mar 23, 2023)
(All games Sorted by Player Name)

Player	vs left			vs right			w/runners			w/bases empty			vs leadoff			with 2 outs			fly	gnd	fly/	
	h	ab	avg	h	ab	avg	h	ab	avg	h	ab	avg	rch	ops	pct	h	ab	avg	out	out	gnd	gdp
18 Lyndsey Grein	27	87	.310	30	132	.227	27	103	.262	30	116	.259	22	54	.407	19	74	.257	59	51	1.2	0
17 Molly Jacobson	3	17	.176	19	62	.306	7	22	.318	15	57	.263	6	22	.273	12	33	.364	12	30	0.4	1
27 Emma Lemley	38	134	.284	34	235	.145	24	123	.195	48	246	.195	33	100	.330	18	117	.154	88	56	1.6	1
88 Bre Peck	6	11	.545	4	10	.400	7	13	.538	3	8	.375	1	4	.250	1	3	.333	3	5	0.6	0
Totals	74	249	.297	87	439	.198	65	261	.249	96	427	.225	62	180	.344	50	227	.220	162	142	1.1	2
Opponents	72	284	.254	143	459	.312	100	338	.296	115	405	.284	64	177	.362	63	239	.264	236	185	1.3	4

Player	app	gs	ip/app	*h/g	*r/g	*er/g	*bb/g	*so/g	k/bb	*2b/g	*3b/g	*hr/g	*fo/g	*go/g	*bf/g	sba	att	pct
18 Lyndsey Grein	10	9	5.43	7.34	4.77	3.74	2.06	6.44	3.1	0.77	0.13	1.16	7.60	6.57	31.05	8	10	.800
17 Molly Jacobson	6	3	3.33	7.70	1.75	1.40	0.00	4.90	99.0	1.05	0.00	0.00	4.20	10.50	28.00	0	2	.000
27 Emma Lemley	17	14	6.02	4.93	1.92	1.78	0.82	10.74	13.1	0.48	0.00	1.03	6.02	3.83	26.75	6	7	.857
88 Bre Peck	2	2	1.83	19.09	11.45	7.64	1.91	3.82	2.0	1.91	0.00	0.00	5.73	9.55	42.00	1	1	1.000
Totals	28	28	6.44	6.25	2.95	2.45	1.13	8.66	7.7	0.66	0.04	0.93	6.29	5.51	28.49	15	20	.750
Opponents	28	28	6.30	8.53	6.83	5.60	3.14	3.65	1.2	1.23	0.24	2.30	9.37	7.34	33.47	25	27	.926

* = average based on 7-inning game





2
Jayme BAILEY
U | 5-5 | Sr.
Scott Depot, W.Va.
JAY-me

5
Jenna PEARSON
U | 5-8 | R-So.
North Stafford, Va.

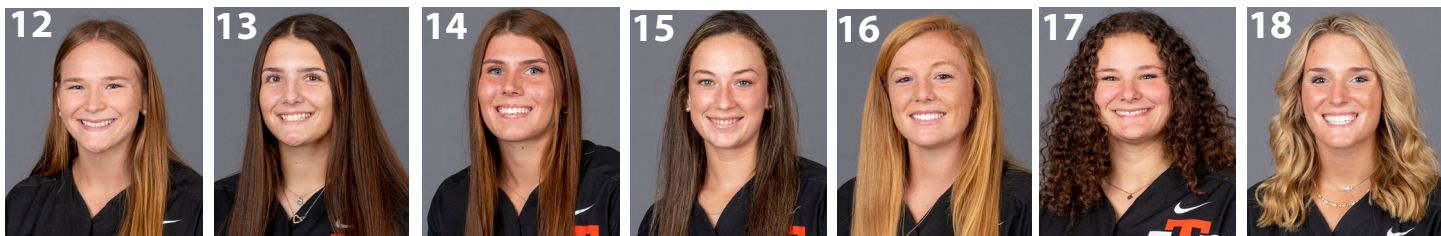
6
Addy GREENE
OF | 5-9 | Jr.
Suffolk, Va.

7
Teagan THRUNK
IF | 5-8 | Fr.
Point Pleasant, N.J.
Tee-gan

8
Kelsey BENNETT
IF | 5-5 | Sr.
Buford, Ga.

10
Megan FURR
OF | 5-7 | Fr.
Centreville, Va.

11
Kylie ALDRIDGE
C | 5-11 | Fr.
Fayetteville, N.C.
All-dridge



12
Shanan Hester
UT | 5-6 | Gr.
Wendell, N.C.
Shanan (Shannon)

13
Payton LIST
P | 5-11 | Fr.
Beaver, Pa.

14
Emma JACKSON
OF | 5-8 | Fr.
Chincoteague, Va.

15
Emma YATES
C | 5-6 | Jr.
Fairfax Station, Va.

16
Meredith SLAW
IF | 5-11 | Sr.
Warsaw, Va.

17
Molly JACOBSON
P | 6-0 | R-So.
Waukee, Iowa

18
Lyndsey GREIN
P | 5-7 | Fr.
Mokena, Ill.
Grein (rhymes w/ pine)



19
Madison HANSON
IF | 5-11 | Jr.
Smithfield, Va.

20
Trinity MARTIN
OF | 5-8 | Fr.
Nathalie, Va.


21
Kelsey BROWN
OF | 5-6 | Sr.
Haymarket, Va.

22
Maija LOUKO
IF | 5-7 | Jr.
Reston, Va.
MAI-ah LOO-koh

24
Morgan OVERAITIS
OF | 5-4 | Sr.
Canton, Mich.
OH-ver-EYE-tis

27
Emma LEMLEY
P | 5-6 | So.
Forest, Va.

28
Grace CHAVEZ
C | 5-9 | Sr.
Las Vegas, Nev.
SHAW-vez



44
Rachel CASTINE
U | 5-9 | So.
Chesapeake, Va.
Cas-TEEN

88
Bre PECK
U | 5-10 | So.
Royersford, Pa.

90
Emma RITTER
OF | 5-9 | Jr.
Perryville, Md.

97
Cameron FAGAN
IF | 5-8 | Jr.
Dunnellon, Fla.
Faye-gin



Pete D'AMOUR
Head Coach
Fifth Season
Duh-More

Doug GILLIS
Assistant Coach
Fifth Season

Mike LEWIS
Assistant Coach
Third Season

Mackenzie LAWTER
Student Assistant Coach
First Season

