



HOKIES

2023 Virginia Tech Softball Game Notes

Game Info

March 3-5
vs. NC State
Blacksburg, Va.

Where to Watch



Schedule

FEBRUARY

9	vs. East Carolina#	Wilmington, N.C.	W, 8-0 (5)
9	at UNCW#	Wilmington, N.C.	W, 5-1
10	at UNCW#	Wilmington, N.C.	W, 6-0
10	vs. East Carolina	Wilmington, N.C.	W, 4-2
11	vs. Purdue Fort Wayne#	Wilmington, N.C.	W, 9-0 (5)
17	vs. Oklahoma State\$	Clearwater, Fla.	L, 10-9
17	vs. Nebraska\$	Clearwater, Fla.	W, 6-4
18	vs. UCLA\$	Clearwater, Fla.	L, 8-4
18	vs. Arizona\$	Clearwater, Fla.	L, 6-2
19	vs. USF\$	Clearwater, Fla.	W, 4-1
24	vs. Abilene Christian%	Austin, Texas	W, 11-0 (5)
24	at Texas%	Austin, Texas	W, 6-5 (8)
25	vs. Texas Southern%	Austin, Texas	W, 8-0 (5)
25	at Texas%	Austin, Texas	L, 8-2
26	vs. Abilene Christian	Austin, Texas	W, 4-1

MARCH

3	N.C. STATE*	Blacksburg, Va.	6PM
4	N.C. STATE*	Blacksburg, Va.	2PM
5	N.C. STATE*	Blacksburg, Va.	Noon
7	MOUNT ST. MARY'S (DH)	Blacksburg, Va.	4 & 6PM
8	at Gardner-Webb	Boiling Springs, N.C.	5PM
10	at North Carolina*	Chapel Hill, N.C.	4PM
11	at North Carolina*	Chapel Hill, N.C.	6PM
12	at North Carolina	Chapel Hill, N.C.	4PM
15	at App State	Boone, N.C.	5PM
17	at Georgia Tech*	Atlanta, Ga.	6PM
18	at Georgia Tech*	Atlanta, Ga.	3PM
19	at Georgia Tech*	Atlanta, Ga.	1PM
22	CHARLOTTE	Blacksburg, Va.	5PM
24	CHATTANOOGA	Blacksburg, Va.	6PM
25	CHATTANOOGA (DH)	Blacksburg, Va.	Noon & 2PM
28	LIBERTY	Blacksburg, Va.	6PM
31	DUKE*	Blacksburg, Va.	6PM

APRIL

1	DUKE*	Blacksburg, Va.	2PM
2	DUKE*	Blacksburg, Va.	Noon
4	LONGWOOD (DH)	Blacksburg, Va.	4 & 6PM
6	at Virginia*	Charlottesville, Va.	TBA
7	at Virginia*	Charlottesville, Va.	TBA
8	at Virginia*	Charlottesville, Va.	TBA
11	TENNESSEE	Blacksburg, Va.	6PM
14	at Notre Dame*	South Bend, Ind.	5PM
15	at Notre Dame*	South Bend, Ind.	6PM
16	at Notre Dame*	South Bend, Ind.	Noon
18	RADFORD	Blacksburg, Va.	6PM
20	FLORIDA STATE*	Blacksburg, Va.	7PM
21	FLORIDA STATE*	Blacksburg, Va.	6PM
22	FLORIDA STATE*	Blacksburg, Va.	2PM
25	at Marshall	Huntington, W.Va.	3PM
28	CLEMSON*	Blacksburg, Va.	6PM
29	CLEMSON*	Blacksburg, Va.	2PM
30	CLEMSON*	Blacksburg, Va.	Noon

MAY

3	at Liberty	Lynchburg, Va.	6PM
10-13	ACC Championship	South Bend, Ind.	TBA

CAPS = HOME | AT = ROAD | VS. = NEUTRAL SITE | * = ACC CONFERENCE GAME | DH = DOUBLEHEADER
UNCW TOURNAMENT | \$ TAXACT CLEARWATER INVITATIONAL | % LONE STAR STATE INVITATIONAL | POSTSEASON

RANKINGS = USA TODAY/NFCA COACHES' POLL / ESPN.COM/USA SOFTBALL POLL

VIRGINIA TECH CONTACT

Bree Williams
Assistant Director, Strategic Communications
Phone: (513) 594-2278
Email: bwilliams17@vt.edu



@HokiesSoftball



@HokiesSoftball

INFORMATION

No. 10/13 Virginia Tech

Hokies



Record..... 11-4
Streak..... W1
Head Coach Pete D'Amour
Record at Tech (Years) 162-44 (5th)

NC State



Wolfpack

Record..... 5-10
Streak..... L2
Head Coach Jennifer Patrick-Swift
Record at NC State (Years) 114-91 (5th)

NUMBERS TO KNOW


27 • The Hokies have hit 27 home runs on the season so far to lead the NCAA as of Feb. 27. To put in perspective Tech hit 66 home runs in 56 games last year and now have 27 in 15 games. There has been at least one Tech home run in all but two games

3 • Emma Lemley recorded 15 strikeouts against ACU on Sunday, her third game this season with 15+ strikeouts. She has 75 total on the year to rank first in the ACC and second nationally. She also set a new career-high of 17 against Arizona

PLAYERS TO WATCH



• Emma Jackson came through for the Hokies in Texas, hitting her first career home run to tie the game up at 5-5 in the top of the 7th vs the Longhorns. She followed that up with another home run against TSU, a three-run shot.



• Teagan Thrunck had a great weekend for the Hokies, ending it with a .545 batting average over 11 at bats. She recorded six hits and scored seven runs, including a crucial run in the 6-5 extra innings win over Texas.

LAST TIME OUT

• The Hokies finished their time at the Lone Star State Invitational with a 4-1 record, defeating Abilene Christian twice, as well as wins over Texas Southern and No. 9/13 Texas. The lone loss came at the hands of Texas in a rematch on Saturday
• Tech came from behind to post a 6-5 win over the Longhorns on Friday in extra innings, scoring three runs in the top of the 7th to tie the game up at 5-5. Cameron Fagan had the game-winning RBI in the top of the 8th and Emma Lemley closed out the bottom half of the inning with two strikeouts to earn the win
• Teagan Thrunck led the Hokies at the plate, hitting .545 on the weekend with six hits, including two home runs, and scoring seven runs
• Lemley went 2-0 on the weekend, also notching a complete game win over Abilene Christian. She struck out 22 batters on the weekend

PROBABLE LINEUP

#	Name	BA	H	R	RBI	HR
90	Emma Ritter (LF)	.404	21	11	9	3
97	Cameron Fagan (2B)	.304	14	8	8	1
6	Addy Greene (RF)	.317	13	8	11	4
14	Emma Jackson (DP)	.308	4	3	4	2
2	Jayne Bailey (1B)	.386	17	9	13	3
88	Bre Peck (CF)	.324	12	13	6	4
7	Teagan Thrunck (SS)	.406	13	11	8	2
8	Kelsey Bennett (3B)	.242	8	4	9	4
11	Kylie Aldridge (C)	.048	1	2	0	0
		ERA	IP	K	BB	W-L
27	Emma Lemley (P)	2.33	48.0	75	6	6-1



NC STATE SERIES HISTORY

NC State Series NC State leads 21-22
Last Five VT leads 3-2
VT Ranked VT leads 6-5
First Meeting .. NC State W, 9-7 (8), 2005 (Blacksburg)
Last Meeting VT W, 17-4 (5), 2021 (Raleigh)

NFCA Week 3 Top 25 Poll

Feb 28 | *Opponents in italics*

Team (1st place votes)	Record	Points	Last
1 Oklahoma	13-1	799	2
2 <i>UCLA</i>	17-1	764	1
3 <i>Oklahoma State</i>	13-1	734	4
4 <i>Clemson</i>	15-1	680	5
5 <i>Florida State</i>	15-3	656	6
6 Arkansas	13-3	612	7
7 <i>Tennessee</i>	11-1	578	12
8 Florida	11-3	501	3
9 <i>Texas</i>	11-2-2	500	9
10 Virginia Tech	11-4	484	10
11 Washington	13-3	422	8
12 <i>Duke</i>	13-3	422	14
13 Alabama	11-3	414	11
14 Stanford	14-2	406	16
15 LSU	15-1	369	15
16 <i>Arizona</i>	10-5	350	13
17 Kentucky	10-3-2	258	18
18 Georgia	12-4	247	17
19 Auburn	15-1	232	20
20 Oregon	12-3	220	22
21 Baylor	13-1	203	25
22 Northwestern	6-6	132	19
23 Arizona State	11-2	94	RV
24 Missouri	12-4	68	24
25 Wichita State	12-3	35	RV

Receiving Votes: Maryland (34), Louisiana (33), Cal State Fullerton (24), Texas A&M (20), Mississippi State (13), UCF (11), *Charlotte* (3), Evansville (2), San Diego State (2), Central Arkansas (1), Utah (1).

USA Softball Week 3 Top 25 Poll

Feb 28 | *Opponents in italics*

Team (1st place votes)	Record	Points	Last
1 Oklahoma (25)	13-1	625	2
2 <i>UCLA</i>	17-1	599	1
3 <i>Oklahoma State</i>	13-1	558	4
4 <i>Clemson</i>	15-1	532	5
5 <i>Florida State</i>	15-3	513	6
6 <i>Tennessee</i>	11-1	512	9
7 Arkansas	13-3	456	8
8 Stanford	14-2	424	11
9 Alabama	11-3	364	7
10 Florida	11-3	362	3
11 <i>Texas</i>	11-2-1	344	13
12 Washington	13-3	334	10
13 Virginia Tech	11-4	332	12
14 <i>Duke</i>	13-3	332	12
15 LSU	15-1	328	15
T16 Georgia	12-4	235	16
T16 Kentucky	10-3-1	235	18
18 <i>Arizona</i>	10-5	180	19
19 Baylor	13-1	178	22
20 Oregon	12-3	169	24
21 Auburn	15-1	151	20
22 Northwestern	6-6	139	17
23 Missouri	12-4	73	21
24 Louisiana	9-6	64	RV
25 Texas A&M	11-4	41	RV

Receiving Votes: Cal State Fullerton (26), Arizona State (17), California (7), Wichita State (6), Utah (5), Maryland (4), UCF (4), Mississippi State (3), San Diego State (2), *Nebraska* (1).

GENERAL INFORMATION

University Name	Virginia Tech
Location	Blacksburg, Va.
Founded	1872
Enrollment	37,000
President.....	Dr. Timothy Sands
Director of Athletics.....	Whit Babcock
Nickname	Hokies
Mascot	Hokie Bird
Colors.....	Chicago Maroon and Burnt Orange
Affiliation.....	NCAA Division I
Conference.....	Atlantic Coast
Home Field.....	Tech Softball Park (TSP)
Capacity	1,024

INFORMATION

2022 Record.....	46-10
2022 Conference Record / Finish.....	21-2 / 1st in ACC
Starters Returning / Lost.....	8 / 3
Newcomers.....	8

STAFF

Head Coach (Alma Mater)	Pete D'Amour (Missouri)
Virginia Tech Record / Years.....	151-40 / Fifth season
Overall Record / Years	230-77 / Seventh season
Assistant Coach.....	Doug Gillis (Northwood)
Assistant Coach.....	Mike Lewis (Missouri-Kansas City)
Student Assistant Coach.....	Mackenzie Lawter (Virginia Tech '22)
Director of Operations.....	Bill Old (Randolph-Macon)
Athletic Trainer	Kristen Matthis (Pitt, UCF)
Strength & Conditioning	Kelly Murphy (Cornell, Columbia)

ROSTER

No.	Name	Yr.	B/T	Pos.	Ht.	Hometown	High School / Previous School
2	Jayme Bailey	Sr.	R/R	UT	5-5	Scott Depot, W.Va.	Hurricane
5	Jenna Pearson	R-So.	R/R	UT	5-8	North Stafford, Va.	North Stafford
6	Addy Greene	Jr.	L/R	OF	5-9	Suffolk, Va.	Nansemond-Suffolk Academy
7	Teagan Thrunk	Fr.	R/R	IF	5-8	Point Pleasant, N.J.	Point Pleasant Borough
8	Kelsey Bennett	Sr.	R/R	IF	5-5	Buford, Ga.	Buford
10	Megan Furr	Fr.	L/L	OF	5-7	Centreville, Va.	Westfield
11	Kylie Aldridge	Fr.	L/R	C	5-11	Fayetteville, N.C.	Gray's Creek
12	Shanan Hester	Gr.	R/R	UT	5-6	Wendell, N.C.	Roanoke College / Corinth Holders
13	Payton List	Fr.	R/R	P	5-11	Beaver, Pa.	Beaver Area
14	Emma Jackson	Fr.	R/R	OF	5-8	Chincoteague, Va.	Chincoteague
15	Emma Yates	Jr.	R/R	C	5-6	Fairfax Station, Va.	South County
16	Meredith Slaw	Sr.	L/R	IF	5-11	Warsaw, Va.	Rappahannock
17	Molly Jacobson	R-So.	R/R	P	6-0	Waukee, Iowa	Waukee
18	Lyndsey Grein	Fr.	R/R	P	5-7	Mokena, Ill.	Lincoln-Way Central
19	Madison Hanson	Jr.	R/R	IF	5-11	Smithfield, Va.	Isle of Wight Academy
20	Trinity Martin	Fr.	L/R	OF	5-8	Nathalie, Va.	Halifax County
21	Kelsey Brown	Sr.	L/R	OF	5-6	Haymarket, Va.	Battlefield / JMU
22	Maija Louko	Jr.	R/R	IF	5-7	Reston, Va.	South Lakes
24	Morgan Overaitis	Sr.	L/R	OF	5-4	Canton, Mich.	Salem / Michigan
27	Emma Lemley	So.	R/R	P	5-6	Forest, Va.	Jefferson Forest
28	Grace Chavez	Sr.	R/R	C	5-9	Las Vegas, Nev.	West Career & Technical Academy
44	Rachel Castine	So.	R/R	UT	5-9	Chesapeake, Va.	Greenbrier Christian Academy
88	Bre Peck	So.	R/R	UT	5-10	Royersford, Pa.	Spring-Ford
90	Emma Ritter	Jr.	R/R	OF	5-9	Perryville, Md.	John Carroll
97	Cameron Fagan	Jr.	L/R	IF	5-8	Dunnellon, Fla.	Dunnellon





2022 Regular Season ACC Standings

Team	Overall	ACC	Pct.
Virginia Tech	40-6	21-2	.913
Duke	40-7	19-3	.864
Florida State	49-5	19-5	.792
Notre Dame	39-9	16-5	.762
Clemson	37-14	14-10	.583
Virginia	27-23	13-11	.542
Georgia Tech	36-15	11-13	.458
Louisville	27-24	10-14	.417
Syracuse	24-20	7-15	.318
NC State	33-22	7-17	.292
North Carolina	23-28	6-18	.250
Boston College	20-27	6-18	.250
Pitt	14-27	2-20	.091

2023 Predicted Order of Finish

1. Florida State
- 2. Virginia Tech**
3. Clemson
4. Duke
5. Notre Dame
6. Georgia Tech
7. Louisville
8. Virginia
9. Syracuse
10. NC State
11. North Carolina
12. Boston College
13. Pitt

2023 All-ACC Preseason Team

INF

Karina Gaskins, Notre Dame, Jr.
Cameron Fagan, Virginia Tech, Jr.
 Mack Leonard, Florida State, Gr.
 Alia Logoleo, Clemson, R-Jr.
 Devin Flaherty, Florida State, Sr.

OF

Kaley Mudge, Florida State, Sr.
Emma Ritter, Virginia Tech, Jr.
 McKenzie Clark, Clemson, Jr.
 Leaa Hanks, Notre Dame, Sr.

C

Emma Kauf, Georgia Tech, Sr.

P

Katheryn Sandercock, FSU, R-Sr.
 Valerie Cagle, Clemson, R-Jr.
Emma Lemley, Virginia Tech, So.

DP (Tie)

Kalei Harding, Florida St., Jr.
Meredith Slaw, Virginia Tech, Sr.

COMEBACK KIDS

- The Hokie bats have come up big in two games this season, working from behind to tie the game up via the long ball
- Most recently, Tech came back from down 5-2 in the top of the seventh against No. 9/13 Texas, getting a two-run home run off the bat of Kelsey Bennett and a solo shot from Emma Jackson to tie the game up at 5-5
- The Hokies would win that game 6-5 in eight innings, as Cameron Fagan had the game-winning RBI
- Tech also came back from a six-run deficit to tie the game in the top of the seventh against No. 5 Oklahoma State. Jayme Bailey, Kelsey Bennett and Bre Peck all had home runs to help the cause

ACTION JACKSON

- Freshman Emma Jackson made an impact on the Hokies weekend in Texas, coming up clutch with the game-tying home run against Texas, her first career home run in her first career start as DP
- She followed that up with a three-run home run in the run rule win over Texas Southern the following day
- As the DP over the weekend, Jackson hit .333 with four hits, scoring three runs and tallying four RBI

RECORD WATCH

- Jayme Bailey and Kelsey Bennett are both closing in on obtaining career records at Virginia Tech softball
- Bennett is eight home runs from setting a new career record in home runs. She is at 43 and Megan Evans (2002-05) holds the current record with 50
- She is also 14 RBI from setting a new record in runs batted in, closing in on Evans record of 161
- Both Bennett and Bailey are three triples away from the career record of 12 from Bronwyn Blair (1998-01) and Bailey is five doubles away from Michelle Meadows (1997-00) with 48

HOKIE HOMERS

- The Hokies hit at least one home run in every game in Texas, hitting three against Texas and Texas Southern for a total of 27 on the year to lead the NCAA
- The Hokie lineup hit 10 home runs total throughout the weekend down in Clearwater
- Five of those home runs were recorded in game one against No. 5 Oklahoma State, all hit by different players throughout the game
- Madison Hanson, Bre Peck, Jayme Bailey, and Kelsey Bennett all hit two home runs while in Clearwater
- Pinch hitting was key for Hokies in Clearwater as Madison Hanson and Morgan Overaitis both came in to hit significant home runs

HOW ABOUT HANSON

- Junior Madison Hanson had a career weekend at

the plate, recording a .333 batting average and four RBI for the Hokies in Clearwater

- Hanson hit a clutch pinch-hit two-run home run against Oklahoma State, her first career home run
- She continued her weekend as designated player where she hit another home run during the win against Nebraska
- The junior also contributed an important RBI against No. 2 UCLA
- Hanson ended the weekend with a 1.000 slugging percentage

BITTER AT THE TOP

- Emma Ritter has been a consistent lead off for the Hokies this season with a .404 batting average and .286 when she is leading off an inning
- Ritter had three hits, one of two Hokies to post three hits, and one RBI in game one against Oklahoma State in Clearwater
- She also contributed one hit and one RBI in the win against South Florida

LEMLEY Ks

- Emma Lemley set a new career-high, 17 strikeouts, against No. 10 Arizona
- Lemley also pitched a solid game in the win against USF recording 15 strikeouts, giving up one run and no walks
- The sophomore has now racked up 75 strikeouts, which ranks first in the ACC and second nationally

STRONG START

- The Hokies started the season off strong with a run-rule victory against East Carolina, recording 11 hits during the season opener
- Bre Peck led the offense going, 1-for-2 with a home run, walk and three RBI
- Freshman Teagan Thrunk had a memorable debut, going 3-for-3 at the plate
- Emma Lemley tossed a four-hit shutout in the circle, striking out seven Pirates
- The Hokies finished their opening weekend with a 5-0 record for the second straight season
- Tech outscored opponents 32-3 and the pitching staff recorded a 0.23 ERA over the five games played

BAILEY'S BAT

- Jayme Bailey went 10-for-14 on opening weekend to kick off her fifth year as a Hokie
- Throughout the weekend, she recorded one double, one triple and one home run
- She contributed five RBI and three runs
- Bailey led the team with a .741 batting average on the weekend and also stole two bases

STAFF DEBUT

- The Hokie pitching staff consisting of Grein, Jacobson, Lemley and Peck worked together to average a 0.23 ERA on opening weekend
- The four pitchers only allowed four walks and three runs the entire weekend
- Newcomer Lyndsey Grein pitched the most innings



HOKIES IN THE POLLS

	NFCA	USA Softball	Softball America	DI Softball
P	11	11	11	13
W1	8	9	8	11
W2	10	12	16	15
W3	10	13	16	17

Multiple Hit Games	2	3	4	5+	Total
90 Emma Ritter	4	2	-	-	6
2 Jayme Bailey	3	1	-	-	4
97 Cameron Fagan	3	1	-	-	4
6 Addy Greene	2	1	-	-	3
7 Teagan Thrunk	2	1	-	-	3
88 Bre Peck	3	-	-	-	3
8 Kelsey Bennett	2	-	-	-	2
24 Morgan Overaitis	2	-	-	-	2
TEAM	21	6	0	0	27

Hitting Streaks	Longest	Current
2 Jayme Bailey	9	-
90 Emma Ritter	7	6
6 Addy Greene	5	1
14 Emma Jackson	4	-
19 Madison Hanson	4	-
88 Bre Peck	4	-
8 Kelsey Bennett	3	-
7 Teagan Thrunk	3	1
97 Cameron Fagan	3	-
21 Kelsey Brown	2	-
24 Morgan Overaitis	2	-
44 Rachel Castine	2	-
28 Grace Chavez	1	-
16 Meredith Slaw	1	-
11 Kylie Aldridge	1	-
20 Trinity Martin	1	1

Multiple RBI Games	2	3	4	5+	Total
2 Jayme Bailey	2	2	-	-	4
6 Addy Greene	1	1	1	-	3
97 Cameron Fagan	2	-	-	-	2
7 Teagan Thrunk	1	-	1	-	2
90 Emma Ritter	2	-	-	-	2
8 Kelsey Bennett	2	-	-	-	2
14 Emma Jackson	-	1	-	-	1
19 Madison Hanson	1	-	-	-	1
21 Kelsey Brown	1	-	-	-	1
28 Grace Chavez	1	-	-	-	1
88 Bre Peck	-	1	-	-	1
TEAM	13	5	2	0	20

Reached Base Streaks	Longest	Current
2 Jayme Bailey	13	-
88 Bre Peck	11	-
97 Cameron Fagan	10	1
90 Emma Ritter	7	6
6 Addy Greene	5	3
14 Emma Jackson	4	-
19 Madison Hanson	4	1
8 Kelsey Bennett	3	-
7 Teagan Thrunk	3	1
24 Morgan Overaitis	3	3
11 Kylie Aldridge	3	-
44 Rachel Castine	2	-
16 Meredith Slaw	2	1
21 Kelsey Brown	2	-
28 Grace Chavez	1	-
20 Trinity Martin	1	1

for the staff with 14, striking out 11, nine of them against UNC Wilmington, a regional team a season ago

- Molly Jacobson and utility player Bre Peck also made their pitching debuts this season where they combined to toss a shutout against Purdue Fort Wayne
- This is Peck's first season on the pitching staff, playing primarily at 3rd base last season. Peck was the Pennsylvania Gatorade Player of the Year in 2019 and has a perfect game in the state quarterfinals on her resume

GREENE GOES YARD

- Junior Addy Greene had a memorable opening weekend, recording five RBI for the Hokies
- Four of those RBI came off of two home runs against Purdue Fort Wayne
- Greene also hit a key RBI sacrifice fly in the win against ECU

ROSTER RUNDOWN

- The Hokies return eight starters, including All-American Emma Ritter, as well as ACC Freshman of the Year Emma Lemley.
- Other returners include utility Jayme Bailey, infielder Kelsey Bennett, designated player Meredith Slaw, outfielder Kelsey Brown, utility Bre Peck and infielder Cameron Fagan
- Tech lost three starters from 2022, including All-American pitcher Keely Rochard, catcher Mackenzie Lawter (who returns this year as a Student Assistant Coach) and outfielder Darby Trull
- The Hokies welcome eight newcomers to the 2023 roster, with seven freshman and one transfer ready to make an impact

SOPHOMORE SEASON

- Right-handed pitcher Emma Lemley returns to the circle this year after a standout rookie season
- During the 2022 season, the freshman was named a Top-3 Finalist for NFCA/Schutt Sports National Freshman of the Year, as well as the ACC Freshman of the Year. Other awards include NFCA Mid-Atlantic Region Second Team, All-ACC First Team and ACC All-Freshman Team
- Lemley finished with a 2.12 ERA, a 1.01 WHIP, and a .186 opponent batting average, recording a 16-6 record on the year. She added six shutouts, 212 strikeouts and three saves
- She finished ninth nationally in strikeouts per seven innings (10.7) and posted three of her shutouts during ACC play

FRESH FACES

- The Hokies welcome seven freshman and one grad transfer to the 2023 roster
- Teagan Thrunk, an infielder from New Jersey, was ranked the 58th best player in the 2022 signing class, a First Team All-American infielder by Extra Innings Softball and a PGF All-American. She finished her senior year with a .532 batting average with 42 hits, five triples and seven home runs, as well as a 1.091 slugging percentage
- A catcher out of North Carolina, Kylie Aldridge was a 2022 Extra Innings Softball High School All-American,

as well the 3A East State Player of the Year in 2021. As a senior, posted a .520 batting average with 27 RBI, 34 hits, a .630 OBP and a 1.496 OPS

- Lyndsey Grein will see some time in the circle, joining the Hokies from Mokena, Illinois. She recorded a 1.25 ERA as a senior with 197 strikeouts in 2022. Grein helped her team to a second-place finish at the 2021 State Championship, totaling 292 strikeouts on the season. At the plate, she finished with a .427 batting average with 28 RBI.
- Megan Furr (Centreville, Va.), Payton List (Beaver, Pa.), Emma Jackson (Chincoteague, Va.) and Trinity Martin (Nathalie, Va.) join the Hokies for their freshman season and look to make an impact
- Shanan Hester joins the Hokies after a four-year career at Roanoke College. She played in 125 games over the course over her career, hitting over .300 each season. She was named NFCA All-Region and ODAC All-Tournament after a successful senior season

ALL-AMERICAN RITTER

- Striking out only six times in 2022, Ritter was ranked first in the ACC and 12th nationally as the toughest to strike out. She also accounted for 23 of Tech's stolen bases which ranked her third in the ACC.
- Her .400 batting average was good for second in the ACC and Top-50 nationally. In the outfield, Ritter had a perfect 1.000 fielding percentage with 45 putouts.

MACK IS BACK

- Head coach Pete D'Amour and Virginia Tech softball announced in Septmeber that All-ACC catcher, Mackenzie Lawter, will be returning as a student assistant coach for the 2022-23 season.
- A key component behind the plate for the Hokies, Lawter finished up her fifth year of eligibility during the 2022 season. Following her senior season, the catcher was named to the All-ACC Second Team, as well as NFCA Mid-Atlantic Region Second Team.
- At the 2022 Blacksburg Regional, Lawter played a big role in advancing the Hokies to Super Regionals. She hit a two-run home run to bring in the game-winning run over Miami (OH) in an elimination game. The next day, Lawter hit the go-ahead three-run home run against No. 15 Kentucky in game seven to put the Hokies in position to close out the Regional with a win.
- Lawter will work with all aspects of the program this season. She will graduate from Virginia Tech in May 2023 with a Master's in Reputation Management.

USA SOFTBALL TOP 50 WATCH LIST

- Emma Lemley and Emma Ritter earned a spot on the USA Softball Top 50 Watch List for Player of the Year for the first time in their respective careers.
- The Top 50 Watch List highlights athletes from 26 universities and nine athletic conferences from across the country. The ACC is represented with six athletes.
- The Top 25 finalists for Player of the Year will be announced on May 3, followed by the Top 10 on May 3 and Top 3 on May 17. The Player of the Year will be announced prior to the NCAA Women's College World Series.



2023 HONORS & AWARDS**Preseason**

Cameron Fagan, Preseason All-ACC Team
 Cameron Fagan, Extra Innings Top 100
 Emma Lemley, Softball America Preseason All-American
 Emma Lemley, D1 Softball Preseason Top 100
 Emma Lemley, Softball America Top 100
 Emma Lemley, Extra Innings Top 100
 Emma Lemley, Preseason All-ACC Team
 Emma Lemley, USA Softball Player of the Year Top 50 Watch List
 Emma Ritter, Softball America Preseason All-American
 Emma Ritter, D1 Softball Preseason Top 100
 Emma Ritter, Softball America Top 100
 Emma Ritter, Extra Innings Top 100
 Emma Ritter, Preseason All-ACC Team
 Emma Ritter, USA Softball Player of the Year Top 50 Watch List
 Meredith Slaw, Preseason All-ACC Team

2022 HONORS & AWARDS**Postseason**

Kelsey Bennett, All-ACC Third Team
 Kelsey Brown, All-ACC Third Team
 Cameron Fagan, All-ACC Second Team
 Cameron Fagan, NFCA First Team All-Mid Atlantic Region
 Cameron Fagan, VaSID All-State First Team
 Mackenzie Lawter, All-ACC Second Team
 Mackenzie Lawter, NFCA Second Team All-Mid Atlantic Region
 Emma Lemley, ACC Freshman of the Year
 Emma Lemley, All-ACC First Team
 Emma Lemley, ACC All-Freshman Team
 Emma Lemley, NFCA Second Team All-Mid Atlantic Region
 Emma Lemley, VaSID Freshman of the Year
 Emma Lemley, VaSID All-State First Team
 Morgan Overaitis, All-ACC Second Team
 Bre Peck, All-ACC Second Team
 Bre Peck, ACC All-Freshman Team
 Bre Peck, NFCA First Team All-Mid Atlantic Region
 Bre Peck, VaSID All-State First Team
 Emma Ritter, All-ACC First Team
 Emma Ritter, NFCA First Team All-Mid Atlantic Region
 Emma Ritter, NFCA Third Team All-American
 Emma Ritter, VaSID Player of the Year
 Emma Ritter, VaSID All-State First Team
 Keely Rochard, ACC Pitcher of the Year
 Keely Rochard, First Team All-ACC
 Keely Rochard, NFCA First Team All-Mid Atlantic Region
 Keely Rochard, NFCA First Team All-American
 Keely Rochard, VaSID Pitcher of the Year
 Keely Rochard, VaSID All-State First Team
 Meredith Slaw, All-ACC First Team
 Meredith Slaw, NFCA First Team All-Mid Atlantic Region
 Meredith Slaw, VaSID All-State First Team
 Darby Trull, All-ACC Third Team
 Darby Trull, NFCA Third Team All-Mid Atlantic Region

Inseason

Keely Rochard, ACC Pitcher of the Week (2/14), (4/5)
 Emma Lemley, ACC Pitcher of the Week (3/9), (3/29), (4/26)
 Meredith Slaw, ACC Player of the Week (4/12)
 Keely Rochard, USA Softball Collegiate Player of the Year Top-10 Finalist
 Emma Lemley, Schutt Sports/NFCA Freshman of the Year Top-3 Finalist

PRESEASON ALL-ACC

- Cameron Fagan, Emma Lemley, Emma Ritter and Meredith Slaw all land a spot on the team in their respective positions.
- The Hokies were also ranked second in the ACC Preseason Coaches Poll, behind only Florida State. Clemson, Notre Dame and Duke round out the top five.
- This is Fagan's second straight Preseason ACC honor. This is the first preseason honor for Lemley, Ritter and Slaw

IN THE POLLS

- The Hokies entered the 2023 season ranked No. 11 in both the USA Softball preseason poll and the NFCA poll
- On April 25, 2022 the Virginia Tech Softball team achieved their highest-ever national ranking, coming in at No. 2 after taking the ACC series at Florida State
- On March 7, 2022 the Hokies were ranked No. 1 in the NCAA RPI after the three-game sweep against Clemson. Tech then spent three straight weeks at No. 1
- The Hokies finished their historic season ranked No. 9 in the final polls

MORE D'AMOUR

- D'Amour is back for his fifth season after leading the Hokies to their second straight Super Regional appearance
- The Virginia Tech skipper has a .791 win percentage with a 151-40 record since his arrival at Virginia Tech
- For the second straight season, D'Amour and his staff were honored with the NFCA Mid-Atlantic Staff of the Year award
- D'Amour is the 2022 ACC Coach of the Year, producing a conference high 11 All-ACC team members

REGULAR SEASON CHAMPS

- The Hokies clinched their second ACC Regular Season Championship, run-ruling Boston College 9-0 to officially clinch the championship.
- Tech last won the regular season in 2019, finishing 20-4 in the Coastal Division. The Hokies clinched the 2019 championship at Boston College as well with a sweep of the Eagles.
- The 21-2 record in ACC play is the highest winning percentage in conference play in school history.

BEST ACC START

- Tech's 13-0 start in conference games during the 2022 season is the league's best start since Florida State began league play 10-0 back in 2018.
- The Hokies 13 straight ACC wins tied the 13 consecutive league contests the team won during a stretch of the 2014 season.
- Tech hadn't started undefeated through 13 games in conference play since joining the ACC

NATIONAL STAGE

- Emma Lemley was invited to join the USA National Softball team to compete in the 2022 Canada Cup
- Lemley helped the National Team earn gold at the Canada Cup, pitching the first game of the tournament, throwing three innings and recording 7 strikeouts.

MID-ATLANTIC STAFF OF THE YEAR

- For the second straight season, head coach Pete D'Amour and his coaching staff were recognized as the NFCA Mid-Atlantic Coaching Staff of the Year
- This is the third time D'Amour and his staff have been recognized with the award after earning it following the 2019 and 2021 seasons. This is the sixth time in school history that the Virginia Tech coaching staff has been named the Mid-Atlantic staff of the year (2007, 2008, 2012, 2013).

RANKED MATCHUPS

- The Hokies had 19 games in 2022 against an opponent ranked in the top 25 in either the NFCA/USA Today poll or the USA Softball/ESPN.com poll
- Tech finished 14-8 in ranked matchups with wins over then-RV/24 Northwestern, No. 11/12 Missouri, No. 19/20 Kentucky, No. 14/9 Clemson (3), No. 22/20 UCF (2) and No. 2/3 Florida State (2), No. 15/15 Kentucky (2) and No. 12/14 Florida
- Virginia Tech finished at No. 2 in the final NCAA RPI

4-FOR-FAGAN

- Cameron Fagan had two games a season ago where she went 4-for-4, including the win over Michigan State (2/12) and Liberty (4/12)
- She is the only player to have multiple four-hit games, with Bre Peck the only other Hokie to have a four-hit game a season ago
- The junior started in 55 games last year at second base and recorded a .936 fielding percentage. She was also a standout at the plate for the Hokies, posting a .351 batting average and a .474 on base percentage.
- During game six of the Blacksburg Regional against No. 15 Kentucky, Fagan led the Hokies with four RBI.
- The infielder was named to the 2022 NFCA Mid-Atlantic Region First Team, All-ACC Second Team and VASID First Team.

SLAW STATS

- Playing primarily as the designated player for the Hokies, Slaw appeared in 46 games in 2022, with a batting average of .353 and a 1.005 OPS.
- The slugger led the team with 41 RBI and recorded a 12-game hitting streak.
- During the series win against No. 2 Florida State, she went 6-for-7 in the first two games, with three home runs and seven RBI.
- Slaw was named to the 2022 NFCA Mid-Atlantic Region First Team, 2022 All-ACC First Team, and was named ACC Player of the Week following the Florida State series.

SERIES SWEEPS

- The Hokies did not drop a single ACC series in 2022, securing the ACC Regular Season Title
- Tech only fell in two ACC games of the 23, taking losses to Florida State and Virginia
- Tech swept Clemson for the first time in school history by outscoring the Tigers 14-3 over the three games played
- To put that in perspective, Clemson was not swept at all in 2021 in ACC play, posting a 29-5 record with six sweeps



RACKING UP THE Ks

- The Hokies led the conference in strikeouts last year, tallying 540 total over 376.1 innings pitched
- Tech also led the ACC and was seventh nationally in strikeout to walk ratio with a 4.76
- Sophomore returner Emma Lemley recorded 212 of those strikeouts and is poised to carry a heavier load this season
- Although the Hokies lost All-American Keely Rochar, Lyndsey Grein and Bre Peck join the bullpen and will see innings for Tech

D'AMOUR GETS 200

- Head coach Pete D'Amour reached career-win 200 on March 11, 2022 as the Hokies run-ruled Syracuse 13-1.
- D'Amour became the fastest coach in school history to reach 100 wins at Virginia Tech in 2021, also in a win over Syracuse.

THREE BAGGERS

- A season ago, Tech finished second in triples per game with .32, which also put them at 11th nationally
- The Hokies had 18 total, compared to only seven triples hit by opponents
- Emma Ritter and Kelsey Brown led the way with four each, as well as Cameron Fagan, Morgan Overaitis, Darby Trull and Jayme Bailey each had two
- Eight different Hokies recorded a triple in 2022, covering the majority of their starting lineup

EMMA ²

- Emma Lemley and Emma Ritter have been racking up the preseason accolades this year for the Hokies
- Along with making the preseason All-ACC team and the Top 50 Watch List for Collegiate Player of the Year, the two were also recognized by D1 Softball, Extra Innings and Softball America
- Lemley ranked No. 36 and Ritter ranked No. 38 on the Softball America Top 100 Players List
- On the D100 Player rankings, Lemley earned the No. 30 spot, while Ritter was No. 42
- The Extra Elite 100 Player Rankings saw Lemley at No. 36, Ritter at No. 49 and Cameron Fagan at No. 68

HITS LEADER

- Virginia Tech led the ACC in hits during the 2023 season, finishing the year with 488 total
- The Hokies recorded 77 doubles, 18 triples and 66 home runs over the course of 1,551 total at bats
- Emma Ritter was the hits leader with 66 total, followed closely by Cameron Fagan with 65
- Jayme Bailey was the doubles leader with 12 and Bre Peck led the home run charge with 11 her freshman year

5TH YEAR BEST YEAR

- Jayme Bailey, Kelsey Bennett and Meredith Slaw all return for their fifth year at Virginia Tech, spending their entire career in Blacksburg
- Other fifth year players include Kelsey Brown, Morgan Overaitis and Shanan Hester, all transferring in to Tech
- This core group will lead the Hokies on the field this season, as each of them have been highly decorated throughout their respective careers

HISTORIC NO-NOs

- The back-to-back no-hitters against Longwood (3/22/22) were the first-ever time the Hokies' no-hit both games of a doubleheader since the program's inception in 1995.
- Tech pitchers had not tossed no-hitters in consecutive games in over 20 years, dating all the way back to May 7 and May 11, 2000 in shutouts vs. St. Bonaventure and Dayton.
- Rosenberry and Lemley, who both threw their first career no-hitters, joined a group of 11 other pitchers in Hokies history that have thrown no-hitters, including teammate Keely Rochar.
- With Rochar's no-hitter against UCF (4/3/22), it marked the third no-hitter in five games for the Hokies, all by different pitchers

D'AMOUR HOLDS OWN VS. TOP 25

- Tech coach Pete D'Amour is 21-17 versus the NFCA/USA Today and USA Softball/ESPN.com Top 25 polls since his arrival to Tech with a win over No. 9/13 Texas so far this season

EXTRA EXTRA

- The Hokies owned opponents last season in extra base hits, with 161 total compared to only 90 by opponents, a credit to the Hokie bats and Hokie pitching
- Tech posted 77 doubles, 18 triples and 66 home runs, vs. 49 doubles, 7 triples and 34 home runs from opponents

HOKIE HISTORY

- Tech had yet another historic season in 2022, finished the year with 46 wins and hosting a Regional and a Super Regional for the first time in

STARTERS SUMMARY

Player	GS	Position										Batting Order											
		p	c	1b	2b	3b	ss	lf	cf	rf	of	dh	1st	2nd	3rd	4th	5th	6th	7th	8th	9th		
2 Jayme Bailey	15	.	.	15	10	.	3	1	1	.	
90 Emma Ritter	15	8	7	13	1	.	1	.	.	
97 Cameron Fagan	15	.	.	.	15	13	1	.	.	.	
7 Teagan Thrun	14	14	1	.	.	4	9
6 Addy Greene	13	1	.	2	.	9	.	1	10	.	2	1	.	
88 Bre Peck	12	2	.	.	.	2	.	.	8	4	8	.	.	
8 Kelsey Bennett	12	.	1	.	.	11	3	9	.	
11 Kylie Aldridge	12	.	12	1	7	4
27 Emma Lemley	7	7	
24 Morgan Overait	7	6	.	1	1	1	.	2	3	
21 Kelsey Brown	5	5	1	
18 Lyndsey Grein	5	5	
44 Rachel Castine	4	.	2	.	.	1	1	3	1
19 Madison Hanso	4	2	2	.	
14 Emma Jackson	4	1	1	1	1
16 Meredith Slaw	4	3	.	1	.
28 Grace Chavez	1	1	.
17 Molly Jacobson	1	1



program history

• The Hokies also set a record in ACC Play, going 21-2 on the way to a Regular Season Title, the best conference winning percentage in school history

Below are the most wins in school history.

Year	Wins	Overall Record	Postseason
1999	54	54-16 (14-2 A-10)	L, A-10 title game
2008	49	49-19 (16-5 ACC)	WCWS (OKC)
2007	49	49-16 (15-5 ACC)	Regionals (Columbus)
2019	47	47-11 (20-4 ACC)	Regionals (Lexington)
2022	46	46-10 (21-2 ACC)	Supers (Blacksburg)
2005	44	44-25 (4-13 ACC)	Regionals (Knoxville)
2012	42	42-21 (12-8 ACC)	Regionals (Knoxville)
2002	42	42-18 (12-8 BIG EAST)	L, BIG EAST title game
2000	41	41-22 (12-4 A-10)	L, A-10 title game

A DINGER A DAY

- The Hokies hit at least one home run in 36 games a season ago, which is more than half of their 56 total games
- Tech had an eight-game streak of at least one home run in a game, dating from the win over Clemson on March 6 to the win over North Carolina on March 20
- Tech had multiple games where more than one Hokie hit a home run, as well as Bre Peck, Meredith Slaw, and Emma Ritter had multi-home run game

ALL FOR ARTHUR



- Arthur Erwin is 6 1/2 years old and Hokie Softball's biggest fan. Arthur and his parents (Abbey and Zach Erwin) attended a game in March 2022. Coach D'Amour saw Arthur in the stands and went up to introduce himself and gave Arthur an autographed ball from Keely Rocharad.
- Following the game, Arthur was invited on the field to take a photo with the team and from there, Arthur attended every softball game he could, including the ACC Tournament in Pittsburgh.
- Arthur loves all Hokie sports, but softball is his favorite. He will send the team videos of encouragement before games.
- Arthur was diagnosed with cerebral palsy and is thankful for C.A.T.S.- Children's Assistive Technology Service, which is a non-profit in Virginia that accepts donations of gently used pediatric adaptive equipment, cleans and refurbishes it, and provides it to children with disabilities that need it at no cost.
- CATS has provided Arthur with tens of thousands of dollars' worth of equipment as he has grown up. More info and to donate: <https://atdevices->

forkids.org/

• Twice a year, Arthur goes to UVA for intensive therapy sessions that last anywhere from 2-4 weeks. While at UVA, he insists on wearing Hokie gear the entire time and you will often find him walking or biking through the hallway of the children's hospital yelling "Let's Go Hokies"

BY THE NUMBERS

- The Hokies had their best season as far as attendance in 2022, posting a regular season total of 8,933. The capacity for Tech Softball Park is 1,024 and Tech had three sellouts throughout the regular season
- During the Blacksburg Regional and Super Regional, that number total rose to 14,945. Temporary bleachers were set up in TSP, increasing capacity to 1,987.
- Attendance at Tech Softball Park has steadily increased since 2014

TECH SOFTBALL PARK



QUICK FACTS

Surface	Grass outfield, dirt infield
Dimensions (LF-CF-RF)	200-220-200
First Game	March 25, 1998, W, 8-6 (8 Inn.) vs. Charlotte
Seasons in Use	26th Season
Record at TSP	306-145 (.678) Games: 451
vs. Ranked Teams	18-34 (.346) Games: 52

UNDER D'AMOUR

At TSP	44-15
ACC Record at home	32-13
vs. Nonconference at home	12-2
vs. Ranked Teams at home	4-4

The Virginia Tech softball team has the luxury of playing and practicing in some of the finest facilities on the East Coast. Using the Tech Softball Park, Softball Indoor Facility and a state-of-the-art weight room, the Hokies train in terrific facilities designed to help them win championships. Combined with a new locker room and one of the best scoreboard and video boards in the country, the Hokies have it all when it comes to what they need to win.

Tech Softball Park, which was completed in the fall of 1997, has dimensions of 200 feet down the lines and 220 feet to center field. In January of 2008, an additional 746 permanent seats were installed, bringing the capacity up from 336 to 1,024. The new bleachers match the ones that were already in place and now extend down to the end of both dugouts.

Thanks to an anonymous donation, TSP now has seatbacks in the section behind home plate, which was completed in fall 2017.



RESULTS

Date	Opponent	Score	Inns	Overall	Conference	Pitcher of record	Attend	Time
Feb 9, 2023	vs East Carolina	w 8-0	5	1-0-0	0-0-0	E. Lemley (W 1-0)	100	1:31
Feb 9, 2023	at UNCW	w 5-1	7	2-0-0	0-0-0	L. Grein (W 1-0)	310	1:42
Feb 10, 2023	at UNCW	w 6-0	7	3-0-0	0-0-0	E. Lemley (W 2-0)	170	1:50
Feb 10, 2023	vs East Carolina	w 4-2	7	4-0-0	0-0-0	L. Grein (W 2-0)	100	1:41
Feb 11, 2023	vs Purdue - Fort Wayne	w 9-0	5	5-0-0	0-0-0	B. Peck (W 1-0)	100	1:20
Feb 17, 2023	vs #3 Oklahoma State	L 9-10	7	5-1-0	0-0-0	M. Jacobson (L 0-1)	5444	2:50
Feb. 17, 23	vs NEBRASKA	w 6-4	7	6-1-0	0-0-0	E. Lemley (W 3-0)	5444	2:14
Feb 18, 2023	vs #2 UCLA	L 4-8	7	6-2-0	0-0-0	B. Peck (L 1-1)	5632	2:17
Feb 18, 2023	vs #10 Arizona	L 2-6	7	6-3-0	0-0-0	E. Lemley (L 3-1)	5632	1:57
Feb 19, 2023	vs South Florida	w 4-1	7	7-3-0	0-0-0	E. Lemley (W 4-1)	5147	2:12
Feb 24, 2023	vs Abilene Christian	w 11-0	5	8-3-0	0-0-0	L. Grein (W 3-0)	0	1:47
Feb 24, 2023	at #9 Texas	w 6-5	(8)	9-3-0	0-0-0	E. Lemley (W 5-1)	1386	2:27
Feb 25, 2023	vs Texas Southern	w 8-0	5	10-3-0	0-0-0	M. Jacobson (W 1-1)	0	1:12
Feb 25, 2023	at #9 Texas	L 2-8	7	10-4-0	0-0-0	L. Grein (L 3-1)	1780	2:04
Feb 26, 2023	vs Abilene Christian	w 4-1	7	11-4-0	0-0-0	E. Lemley (W 6-1)	0	2:03

() extra inning game



THE LAST TIME VIRGINIA TECH..

Recorded 10+ hits in a game	10 vs. Abilene Christian (2/24/23)
Recorded 15+ hits in a game	21 at No. 2/3 FSU (4/9/22)
Scored 10+ runs in a game	11 vs. Abilene Christian (2/24/23)
Scored 15+ runs in a game	23 at No. 2/3 FSU (4/9/22)
Drew eight walks or more in a game	8 vs. Dartmouth (2/21/20)
Stole five or more bases in a game	5 vs. Saint Francis (5/20/22)
Hit just 3 home runs in a game	3 vs. Texas Southern (2/24/23)
Hit just 4 home runs in a game	4 at Liberty (4/12/22)
Hit 4+ home runs in a game	5 vs. Oklahoma State (4/17/23)
Had 3+ players with 3+ hits in a game	Fagan - 3, Peck - 3, Bennett - 3, Slaw - 3, at No. 2/3 FSU (4/9/22)
Turned a triple play	No. 1 Florida State, L, 12-5 [5] [1] (3/10/17)
Highest ranked opponent defeated	No. 2/3 FSU, 23-9, (4/9/22)
Defeated ranked opponent at home	No. 12 Florida (5/27/22)
Highest ranked opponent defeated at home	No. 6 JMU, 2-1 (4/6/16)
Defeated ranked opponent on the road	No. 9/13 Texas, 6-5 (8), (2/24/23)
Highest ranked opponent defeated on the road	No. 2/3 FSU, 23-9, (4/9/22)
Defeated ranked opponent at neutral site	vs. No. 19 Kentucky, 6-1, in Leesburg, Fla. (2/13/22)
Highest ranked opponent defeated at neutral site	No. 4 Michigan, 6-2, at Gainesville, Fla. (2/20/99)
Defeated a top-10 team	No. 9/13 Texas, 6-5 (8), (5/24/23)
Won a run-rule game	vs. Texas Southern, 8-0 [5 inn.] (2/24/23)
Lost a run-rule game	vs. No. 12 Florida, 12-0 [5 inn.] (5/29/22)
Won an extra-inning game	at No. 9/13 Texas, 6-5 [8 inn.] (4/24/23)
Lost an extra-inning game	at UCF, 5-4 [11] (4/4/22)
Was no-hit by	Alexa Romero, vs. Syracuse, L, 2-0 (3/9/18)

THE LAST TIME A TECH PLAYER..

Recorded five hits in a game	Caroline Schoenewald, vs. Lamar (2/8/18)
Recorded four hits in a game	Cameron Fagan at Liberty (4/12/11)
Drove in 5+ runs in a game	7, Kelsey Bennett at NC State (3/14/21)
Scored 4+ runs in a game	4, Jayme Bailey at NC State (3/14/21)
Hit a grand slam	Meredith Slaw vs. Kentucky (5/21/22)
Hit 2+ home runs in a game	2, Addy Greene vs. Purdue Fort Wayne (2/11/23)
Player hit back-to-back home runs	5 inn. & 8 inn. Meredith Slaw at No. 2/3 FSU (4/8/22)
Players hit back-to-back home runs	Mackenzie Lawter and Cameron Fagan at Liberty [7th inn] (4/12/22)
Players hit back-to-back-to-back home runs	3rd inn. J. Bailey, K. Bennett and M. Overaitis vs. Radford [2] (3/17/21)
Hit for the cycle	Never
Had 2+ doubles in a game	2, Morgan Overaitis vs. No. 9/13 Texas (2/25/23)
Had 2+ triples in a game	2, Courtney Brinkman at ETSU (4/25/02)
Drew 4+ walks in a game	4, Courtney Liddle vs. Miami (3/10/12)
Stole 3+ bases in a game	3, Kelsey Brown vs. Georgia Tech [2] (4/17/21)
Had a walk-off home run	Bre Peck vs. Middle Tennessee State (2/18/22)
Had a walk-off grand slam	Betty Rose vs. Cornell, 8-4 (3/20/12)
Had a walk-off hit	Mackenzie Lawter vs. Virginia, 5-4 [8 inn.] (4/16/22)

THE LAST TIME A TECH PLAYER..

Struck out 15+ batters	17 Emma Lemley vs. Arizona (2/18/23)
Struck out 10+ batters	15, Emma Lemley vs. Abilene Christian (2/26/23)
Threw a no-hitter	Keely Rochard vs. Saint Francis (5/20/22)
Threw a 7-inning no-hitter	Keely Rochard vs. Saint Francis (5/20/22)
Threw a 7-plus-inning no hitter	Angela Tincher vs. Florida State (5/10/08)
Threw a perfect game	Keely Rochard vs. No. 20/17 JMU [5 Inn.] (4/10/19)
Threw a 7-plus-inning perfect game	Angela Tincher vs. Florida State [8 Inn.] (3/24/07)

THE LONGEST TECH GAMES..

14 Innings	Virginia Tech 3, Florida State 2; First Round of 2005 ACC Championship (College Park, Md.)
13 Innings	Virginia Tech 3, Marshall 2; 2013 NCAA Tournament (Lexington, Ky.)
12 Innings	BC 2, VT 1; 2003 (Chestnut Hill), VT 1, Louisville 0; 2005 NAAs (Knoxville), Arizona 4, VT 3; 2008 (Tucson)
11 Innings	3 times, last: UCF 5, VT 4; 2022 (UCF) 9
10 Innings	10 times; last: Virginia Tech 6, Pitt 3; 2015 (Pittsburgh, Pa.)
9 Innings	29 times; last: Virginia Tech 6, No. 2/3 FSU 3 (4/8/22)

What's a Hokie?



The answer leads all the way back to 1896 when Virginia Agricultural and Mechanical College changed its name to Virginia Polytechnic Institute. With the change came the necessity for writing a new cheer and a contest for such a purpose was held by the student body.

Senior O.M. Stull won first prize for his "Hokie" yell which is still used today. Later, when asked if "Hokie" had any special meaning, Stull explained the word was solely the product of his imagination and was used only as an attention-getter for his yell. It soon became a nickname for all Tech teams and for those people loyal to Tech athletics.

The official university school colors - Chicago Maroon and Burnt Orange - also were introduced in 1896. The colors were chosen by a committee because they made a 'unique combination' not worn elsewhere at the time. The official definition of "Hokie" is "a loyal Virginia Tech Fan".

'19 CLASS OF ACC COACHES

- The Atlantic Coast Conference entered 2019 with five new softball head coaches from its then-12 member institutions, including Louisville's Holly Aprile, NC State's Jennifer Patrick-Swift, Pitt's Jodi Hermanek, Syracuse's Shannon Doepking and Virginia Tech's Pete D'Amour.
- Previously, Aprile was the head coach at Pitt, Patrick-Swift was the head coach at St. Francis, Hermanek was the head coach at Ohio, Doepking was the head coach at Dartmouth and D'Amour was the head coach at Kennesaw State.

Name	Team	Overall	Win. %
Pete D'Amour	Virginia Tech	104-28	.788
Jennifer Patrick-Swift	NC State	76-58	.567
Holly Aprile	Louisville	66-64-1	.508
Shannon Doepking	Syracuse	52-66	.441
Jodi Hermanek	Pitt	38-82	.317

SOFTBALL INDOOR FACILITY

- The facility, which is attached to Rector Field House (track & field) and immediately adjacent to Tech Softball Park, opened the fall of 2018 and provides the Hokies with an indoor infield for practice during inclement weather, along with four cages for hitting and pitching practice.
- The one-story building also features two coaches rooms, an equipment room, a team room, a film room, a mudroom and team facilities. The facility will be available to the program year-round and will have uses for practice, team events and gameday necessities. The new facility will encompass more than 16,000 square feet.
- The facility was designed by Cannon Designs and was built by Branch Associates of Salem, Virginia. This project was a part of a larger plan that vastly improved Rector Field House (track & field) and all of the adjacent athletics facilities. Total cost was roughly \$18 million.



D'AMOUR'S RECORD WHEN...

Total:	241-81
Conference:	92-26
Nonconference:	146-55
Home:	89-31
Away:	87-31
Neutral:	65-19
Day:	178-59
Night:	63-22
1-Run games:	41-26
2-Run games:	28-15
5+Run games:	122-24
Extra innings:	13-9
Shutouts:	86-15
Scoring 0-2 runs:	191-44
Scoring 3-5 runs:	77-28
Scoring 6-9 runs:	105-6
Scoring 10+ runs:	43-0
Opponent 0-2 runs:	180-11
Opponent 3-5 runs:	52-28
Opponent 6-9 runs:	10-32
Opponent 10+ runs:	0-9
Scored in 1st inning:	114-13
Scores first:	199-24
Opp. scores first:	39-57
After 4 leading:	187-11
After 4 trailing:	16-57
After 4 tied:	29-14
After 5 leading:	183-8
After 5 trailing:	10-58
After 5 tied:	20-11
After 6 leading:	165-6
After 6 trailing:	7-59
After 6 tied:	14-8
Hit 0 home runs:	70-49
Hit 1 home run:	62-24
Hit 2+ home runs:	98-6
Opponent 0 home runs:	174-31
Opponent 1 home run:	47-25
Opponent 2+ HRs:	23-26
Made 0 errors:	123-31
Made 1 error:	71-25
Made 2+ errors:	43-26
Opp. made 0 errors:	75-31
Opp. made 1 error:	83-24
Opp. made 2+ errors:	85-24
Out-hit opponent:	213-14
Out-hit by opponent:	16-58
Hits are tied:	11-9

GAMES SUMMARY



VT Softball Games Summary for Virginia Tech (as of Feb 27, 2023) (All games)

Score by innings	1	2	3	4	5	6	7	8	Total
Virginia Tech	11	10	24	11	16	7	8	1	88
Opponents	13	3	6	10	4	4	6	0	46

Record when ...		
Overall	11-4	After 4 leading
Conference	0-0 trailing
Non-Conference	11-4 tied
Home games	0-0	After 5 leading
Away games	3-1 trailing
Neutral site	8-3 tied
Day games	10-3	After 6 leading
Night games	1-1 trailing
vs Left starter	4-1 tied
vs Right starter	7-3	
1-Run games	1-1	Hit 0 home runs
2-Run games	2-0	... 1 home run
5+Run games	5-1	... 2+ home runs
Extra innings	1-0	
Shutouts	5-0	Opponent 0 home runs
	 1 home run
	 2+ HRs
Scoring 0-2 runs	0-2	Made 0 errors
..... 3-5 runs	4-1 1 error
..... 6-9 runs	6-1 2+ errors
..... 10+ runs	1-0	
Opponent 0-2 runs	9-0	Opp. made 0 errors
..... 3-5 runs	2-0 1 error
..... 6-9 runs	0-3 2+ errors
..... 10+ runs	0-1	
Scored in 1st inning	5-0	Out-hit opponent
Opp. scored in 1st	3-2	Out-hit by opponent
Scores first	9-1	Hits are tied
Opp. scores first	2-3	

Record when team scores:

Runs	0	1	2	3	4	5	6	7	8	9	10+
W-L	0-0	0-0	0-2	0-0	3-1	1-0	3-0	0-0	2-0	1-1	1-0

Record when opponent scores:

Runs	0	1	2	3	4	5	6	7	8	9	10+
W-L	5-0	3-0	1-0	0-0	1-0	1-0	0-1	0-0	0-2	0-0	0-1

Record when leading after:

Inn.	1	2	3	4	5	6
W-L	5-0	6-0	8-0	8-0	6-0	6-0

Record when trailing after:

Inn.	1	2	3	4	5	6
W-L	2-2	1-2	1-2	1-4	1-4	1-4

Record when tied after:

Inn.	1	2	3	4	5	6
W-L	4-2	4-2	2-2	2-0	0-0	0-0

WHERE THEY AT

- Tech has 25 players on the squad who represent 12 states
- Virginia is where the most players (12) are from on the team, making up 48 percent.
- The next most popular spot, two other states with more than one player, is North Carolina and Pennsylvania with two.



WHEN THE LONG BALL...

- If a player under Coach D'Amour hits a home run, the outcome is likely over. D'Amour is 61-22 when there is one homer and 96-7 if two or more.

STATES

Virginia (12)

#5 Jenna Pearson	#6 Addy Greene
#10 Megan Furr	#14 Emma Jackson
#15 Emma Yates	#16 Meredith Slaw
#19 Madison Hanson	#20 Trinity Martin
#21 Kelsey Brown	#22 Maija Louko
#27 Emma Lemley	#44 Rachel Castine

STATES

North Carolina (2)	
#11 Kylie Aldridge	#12 Shanah Hester
Pennsylvania (2)	
#13 Payton List	#88 Bre Peck
New Jersey (1)	Florida (1)
#7 Teagan Thrunk	#97 Cameron Fagan
Iowa (1)	Maryland (1)
#17 Molly Jacobson	#90 Emma Ritter
Michigan (1)	Nevada (1)
#24 Morgan Overaitis	#28 Grace Chavez
Illinois (1)	West Virginia (1)
#18 Lyndsey Grein	#2 Jayme Bailey
Georgia (1)	
#8 Kelsey Bennett	



TEAM/INDIVIDUAL HIGHS

Batting		Batting	
At bats:	35 - vs Oklahoma State (Feb 17, 2023 at Clearwater, FL)	At bats:	4 - (31 times)
Runs scored:	11 - vs Abilene Christian (Feb 24, 2023 at Austin, TX)	Runs scored:	3 - Emma Ritter vs Purdue - Fort Wayne (Feb 11, 2023 at Wilmington, N.C.)
Hits:	14 - vs Oklahoma State (Feb 17, 2023 at Clearwater, FL)	Hits:	3 - (6 times)
RBI's:	11 - vs Abilene Christian (Feb 24, 2023 at Austin, TX)	RBI's:	4 - Addy Greene vs Purdue - Fort Wayne (Feb 11, 2023 at Wilmington, N.C.)
Doubles:	5 - vs Abilene Christian (Feb 24, 2023 at Austin, TX)	4 - Teagan Thrunck vs Abilene Christian (Feb 24, 2023 at Austin, TX)	
Triples:	1 - vs East Carolina (Feb 10, 2023 at Wilmington, N.C.)	Doubles:	2 - Morgan Overaitis at Texas (Feb 25, 2023)
1 - vs Purdue - Fort Wayne (Feb 11, 2023 at Wilmington, N.C.)		Triples:	1 - Emma Ritter vs East Carolina (Feb 10, 2023 at Wilmington, N.C.)
1 - vs Texas Southern (Feb 25, 2023 at Austin, TX)		1 - Jayme Bailey vs Purdue - Fort Wayne (Feb 11, 2023 at Wilmington, N.C.)	
Home runs:	5 - vs Oklahoma State (Feb 17, 2023 at Clearwater, FL)	1 - Emma Ritter vs Texas Southern (Feb 25, 2023 at Austin, TX)	
Total bases:	31 - vs Oklahoma State (Feb 17, 2023 at Clearwater, FL)	Home runs:	2 - Addy Greene vs Purdue - Fort Wayne (Feb 11, 2023 at Wilmington, N.C.)
Walks:	7 - vs Abilene Christian (Feb 24, 2023 at Austin, TX)	8 - Addy Greene vs Purdue - Fort Wayne (Feb 11, 2023 at Wilmington, N.C.)	
Strikeouts:	9 - vs UCLA (Feb 18, 2023 at Clearwater, Fla.)	Walks:	2 - (4 times)
Sac hits:	1 - vs Abilene Christian (Feb 24, 2023 at Austin, TX)	Strikeouts:	3 - Cameron Fagan at Texas (Feb 24, 2023)
Sac flies:	1 - (6 times)	Sac hits:	1 - Kelsey Brown vs Abilene Christian (Feb 24, 2023 at Austin, TX)
Stolen bases:	3 - vs Abilene Christian (Feb 26, 2023 at Austin, TX)	Sac flies:	1 - (6 times)
Hit by pitch:	1 - (5 times)	Stolen bases:	1 - (14 times)
Caught stealing:	1 - at UNCW (Feb 9, 2023)	Hit by pitch:	1 - (5 times)
1 - vs NEBRASKA (Feb. 17, 23 at Clearwater, Fla.)		Caught stealing:	1 - Bre Peck at UNCW (Feb 9, 2023)
Runners LOB:	8 - at UNCW (Feb 10, 2023)	1 - Teagan Thrunck vs NEBRASKA (Feb. 17, 23 at Clearwater, Fla.)	
8 - vs NEBRASKA (Feb. 17, 23 at Clearwater, Fla.)		Runners LOB:	4 - Emma Ritter at UNCW (Feb 9, 2023)
Hit into DP:	1 - (5 times)		
Fielding		Fielding	
Putouts:	24 - at Texas (Feb 24, 2023)	Putouts:	17 - Kylie Aldridge vs Arizona (Feb 18, 2023 at Clearwater, Fla.)
Assists:	10 - vs Purdue - Fort Wayne (Feb 11, 2023 at Wilmington, N.C.)	Assists:	4 - (4 times)
10 - vs Oklahoma State (Feb 17, 2023 at Clearwater, FL)		Errors:	1 - (7 times)
Errors:	2 - vs East Carolina (Feb 10, 2023 at Wilmington, N.C.)		
2 - at Texas (Feb 24, 2023)			
DPs turned:	2 - vs Purdue - Fort Wayne (Feb 11, 2023 at Wilmington, N.C.)		
Pitching		Pitching	
Innings pitched:	8.0 - at Texas (Feb 24, 2023)	Innings pitched:	8.0 - Emma Lemley at Texas (Feb 24, 2023)
Runs allowed:	10 - vs Oklahoma State (Feb 17, 2023 at Clearwater, FL)	Runs allowed:	9 - Lyndsey Grein vs Oklahoma State (Feb 17, 2023 at Clearwater, FL)
Earned runs:	10 - vs Oklahoma State (Feb 17, 2023 at Clearwater, FL)	Earned runs:	9 - Lyndsey Grein vs Oklahoma State (Feb 17, 2023 at Clearwater, FL)
Walks allowed:	3 - vs Oklahoma State (Feb 17, 2023 at Clearwater, FL)	Walks allowed:	3 - Lyndsey Grein vs Oklahoma State (Feb 17, 2023 at Clearwater, FL)
Strikeouts:	17 - vs Arizona (Feb 18, 2023 at Clearwater, Fla.)	Strikeouts:	17 - Emma Lemley vs Arizona (Feb 18, 2023 at Clearwater, Fla.)
Hits allowed:	15 - vs Oklahoma State (Feb 17, 2023 at Clearwater, FL)	Hits allowed:	11 - Lyndsey Grein vs Oklahoma State (Feb 17, 2023 at Clearwater, FL)
15 - vs UCLA (Feb 18, 2023 at Clearwater, Fla.)		11 - Lyndsey Grein at Texas (Feb 25, 2023)	
Doubles allowed:	3 - vs Oklahoma State (Feb 17, 2023 at Clearwater, FL)	Doubles allowed:	3 - Emma Lemley vs Arizona (Feb 18, 2023 at Clearwater, Fla.)
3 - vs Arizona (Feb 18, 2023 at Clearwater, Fla.)		Triples allowed:	1 - Lyndsey Grein at UNCW (Feb 9, 2023)
Triples allowed:	1 - at UNCW (Feb 9, 2023)	Homers allowed:	3 - Lyndsey Grein vs Oklahoma State (Feb 17, 2023 at Clearwater, FL)
Homers allowed:	3 - vs Oklahoma State (Feb 17, 2023 at Clearwater, FL)	Wild pitches:	2 - at Texas (Feb 24, 2023)
Wild pitches:	2 - at Texas (Feb 24, 2023)	Hit batters:	1 - vs East Carolina (Feb 9, 2023 at Wilmington, N.C.)
Hit batters:	1 - vs East Carolina (Feb 9, 2023 at Wilmington, N.C.)		

OPPONENT TEAM/INDIVIDUAL HIGHS

Batting		Batting	
At bats:	33 - vs UCLA (Feb 18, 2023 at Clearwater, Fla.)	At bats:	4 - (22 times)
33 - at Texas (Feb 24, 2023)		Runs scored:	3 - C. Factor vs Oklahoma State (Feb 17, 2023 at Clearwater, FL)
Runs scored:	10 - vs Oklahoma State (Feb 17, 2023 at Clearwater, FL)	Hits:	3 - (5 times)
Hits:	15 - vs Oklahoma State (Feb 17, 2023 at Clearwater, FL)	RBI's:	5 - V.Martinez at Texas (Feb 25, 2023)
15 - vs UCLA (Feb 18, 2023 at Clearwater, Fla.)		Doubles:	1 - (12 times)
RBI's:	10 - vs Oklahoma State (Feb 17, 2023 at Clearwater, FL)	Triples:	1 - Gamache,J at UNCW (Feb 9, 2023)
Doubles:	3 - vs Oklahoma State (Feb 17, 2023 at Clearwater, FL)	Home runs:	2 - K. Naomi vs Oklahoma State (Feb 17, 2023 at Clearwater, FL)
3 - vs Arizona (Feb 18, 2023 at Clearwater, Fla.)		Total bases:	8 - K. Naomi vs Oklahoma State (Feb 17, 2023 at Clearwater, FL)
Triples:	1 - at UNCW (Feb 9, 2023)	Walks:	1 - (16 times)
Home runs:	3 - vs Oklahoma State (Feb 17, 2023 at Clearwater, FL)	Strikeouts:	3 - (5 times)
Total bases:	27 - vs Oklahoma State (Feb 17, 2023 at Clearwater, FL)	Sac hits:	1 - Sawyer vs East Carolina (Feb 10, 2023 at Wilmington, N.C.)
Walks:	3 - vs Oklahoma State (Feb 17, 2023 at Clearwater, FL)	1 - Kila vs East Carolina (Feb 10, 2023 at Wilmington, N.C.)	
Strikeouts:	17 - vs Arizona (Feb 18, 2023 at Clearwater, Fla.)	1 - M. Bloodwort vs Oklahoma State (Feb 17, 2023 at Clearwater, FL)	
Sac hits:	2 - vs East Carolina (Feb 10, 2023 at Wilmington, N.C.)	1 - (4 times)	
Sac flies:	1 - (4 times)	Stolen bases:	1 - (6 times)
Stolen bases:	2 - vs UCLA (Feb 18, 2023 at Clearwater, Fla.)	Hit by pitch:	1 - Edwards vs East Carolina (Feb 9, 2023 at Wilmington, N.C.)
2 - vs South Florida (Feb 19, 2023 at Clearwater, Fla.)		Caught stealing:	1 - Scott at Texas (Feb 25, 2023)
Hit by pitch:	1 - vs East Carolina (Feb 9, 2023 at Wilmington, N.C.)	Runners LOB:	3 - Lickey, B. vs Purdue - Fort Wayne (Feb 11, 2023 at Wilmington, N.C.)
Caught stealing:	1 - at Texas (Feb 25, 2023)	3 - Grant vs UCLA (Feb 18, 2023 at Clearwater, Fla.)	
Runners LOB:	8 - vs UCLA (Feb 18, 2023 at Clearwater, Fla.)	3 - A. Galligani vs South Florida (Feb 19, 2023 at Clearwater, Fla.)	
Hit into DP:	2 - vs Purdue - Fort Wayne (Feb 11, 2023 at Wilmington, N.C.)		
Fielding		Fielding	
Putouts:	24 - at Texas (Feb 24, 2023)	Putouts:	10 - Gamache,J at UNCW (Feb 10, 2023)
Assists:	13 - at Texas (Feb 25, 2023)	10 - Felder vs NEBRASKA (Feb. 17, 23 at Clearwater, Fla.)	
Errors:	3 - vs UCLA (Feb 18, 2023 at Clearwater, Fla.)	10 - Goode at Texas (Feb 24, 2023)	
DPs turned:	1 - (5 times)	Assists:	6 - Caneda vs NEBRASKA (Feb. 17, 23 at Clearwater, Fla.)
		Errors:	1 - (21 times)
Pitching		Pitching	
Innings pitched:	8.0 - at Texas (Feb 24, 2023)	Innings pitched:	7.0 - Hatch vs East Carolina (Feb 10, 2023 at Wilmington, N.C.)
Runs allowed:	11 - vs Abilene Christian (Feb 24, 2023 at Austin, TX)	7.0 - Netz vs Arizona (Feb 18, 2023 at Clearwater, Fla.)	
Earned runs:	10 - vs Abilene Christian (Feb 24, 2023 at Austin, TX)	7.0 - Morgan at Texas (Feb 25, 2023)	
Walks allowed:	7 - vs Abilene Christian (Feb 24, 2023 at Austin, TX)	Runs allowed:	11 - White, R. vs Abilene Christian (Feb 24, 2023 at Austin, TX)
Strikeouts:	9 - vs UCLA (Feb 18, 2023 at Clearwater, Fla.)	Earned runs:	10 - White, R. vs Abilene Christian (Feb 24, 2023 at Austin, TX)
Hits allowed:	14 - vs Oklahoma State (Feb 17, 2023 at Clearwater, FL)	Walks allowed:	7 - White, R. vs Abilene Christian (Feb 24, 2023 at Austin, TX)
Doubles allowed:	5 - vs Abilene Christian (Feb 24, 2023 at Austin, TX)	Strikeouts:	6 - Netz vs Arizona (Feb 18, 2023 at Clearwater, Fla.)
Triples allowed:	1 - vs East Carolina (Feb 10, 2023 at Wilmington, N.C.)	Hits allowed:	10 - L. Kilfoyl vs Oklahoma State (Feb 17, 2023 at Clearwater, FL)
1 - vs Purdue - Fort Wayne (Feb 11, 2023 at Wilmington, N.C.)		10 - White, R. vs Abilene Christian (Feb 24, 2023 at Austin, TX)	
1 - vs Texas Southern (Feb 25, 2023 at Austin, TX)		Doubles allowed:	5 - White, R. vs Abilene Christian (Feb 24, 2023 at Austin, TX)
Homers allowed:	5 - vs Oklahoma State (Feb 17, 2023 at Clearwater, FL)	Triples allowed:	1 - Hatch vs East Carolina (Feb 10, 2023 at Wilmington, N.C.)
Wild pitches:	1 - vs UCLA (Feb 18, 2023 at Clearwater, Fla.)	1 - Jones, A. vs Purdue - Fort Wayne (Feb 11, 2023 at Wilmington, N.C.)	
1 - vs Abilene Christian (Feb 24, 2023 at Austin, TX)		1 - N. Rodriguez vs Texas Southern (Feb 25, 2023 at Austin, TX)	
1 - vs Abilene Christian (Feb 26, 2023 at Austin, TX)		Homers allowed:	3 - Jones, A. vs Purdue - Fort Wayne (Feb 11, 2023 at Wilmington, N.C.)
Hit batters:	1 - (5 times)	3 - L. Kilfoyl vs Oklahoma State (Feb 17, 2023 at Clearwater, FL)	
		3 - Czech at Texas (Feb 24, 2023)	
		Wild pitches:	1 - Yanez vs UCLA (Feb 18, 2023 at Clearwater, Fla.)
		1 - White, R. vs Abilene Christian (Feb 24, 2023 at Austin, TX)	
		1 - White, R. vs Abilene Christian (Feb 26, 2023 at Austin, TX)	

TEAM GAME-BY-GAME BATTING

Date	Opponent	ab	r	h	rbi	2b	3b	hr	tb	bb	ibb	sb	cs	hbp	sac	sf	gdp	k	po	a	e	lob	avg
Feb 9	vs East Carolina	23	8	11	8	2	0	1	16	2	0	1	0	1	0	1	0	1	15	4	0	7	.478
Feb 9	at UNCW	29	5	9	4	3	0	2	18	3	0	2	1	0	0	0	0	5	21	6	0	6	.385
Feb 10	at UNCW	32	6	10	6	3	0	2	19	2	0	1	0	1	0	0	0	2	21	4	0	8	.357
Feb 10	vs East Carolina	26	4	7	2	0	1	0	9	4	0	0	0	0	0	1	0	2	21	8	2	6	.336
Feb 11	vs Purdue - Fort Wayne	23	9	9	9	1	1	3	21	4	0	1	0	0	0	0	0	2	15	10	1	3	.346
Feb 17	vs Oklahoma State	35	9	14	9	2	0	5	31	1	0	0	0	0	0	0	0	3	19	10	0	6	.357
Feb. 17	vs NEBRASKA	32	6	10	4	1	0	3	20	3	0	0	1	0	0	0	0	1	21	8	0	8	.350
Feb 18	vs UCLA	27	4	5	4	1	0	1	9	1	0	0	0	1	0	1	1	9	18	8	1	5	.330
Feb 18	vs Arizona	25	2	3	1	0	0	1	6	1	0	0	0	0	0	0	0	6	21	1	0	3	.310
Feb 19	vs South Florida	24	4	7	4	0	0	0	7	3	0	2	0	0	0	1	0	3	21	1	0	6	.308
Feb 24	vs Abilene Christian	24	11	10	11	5	0	1	18	7	0	1	0	0	1	1	0	2	15	5	0	7	.317
Feb 24	at Texas	32	6	7	6	0	0	3	16	0	0	2	0	0	0	0	0	5	24	9	2	3	.307
Feb 25	vs Texas Southern	21	8	9	8	0	1	3	20	1	0	1	0	0	0	0	0	1	15	9	0	2	.314
Feb 25	at Texas	27	2	7	2	2	0	1	12	1	0	0	0	1	0	0	0	1	18	5	1	6	.311
Feb 26	vs Abilene Christian	22	4	4	3	0	0	1	7	5	0	3	0	1	0	1	0	1	21	1	0	7	.303
Totals		402	88	122	81	20	3	27	229	38	0	14	2	5	1	6	1	44	286	89	7	83	.303



TEAM GAME-BY-GAME PITCHING

Date	Opponent	ip	h	r	er	bb	so	2b	3b	hr	wp	bk	hbp	dp	ibb	score	w-l	sv	era
Feb 9	vs East Carolina	5.0	4	0	0	1	7	0	0	0	0	0	1	0	0	8-0	1-0	0	0.00
Feb 9	at UNCW	7.0	4	1	1	1	9	1	1	0	0	0	0	0	0	5-1	2-0	0	0.58
Feb 10	at UNCW	7.0	1	0	0	0	9	0	0	0	0	0	0	0	0	6-0	3-0	0	0.37
Feb 10	vs East Carolina	7.0	1	2	0	2	2	0	0	0	0	0	0	0	0	4-2	4-0	0	0.27
Feb 11	vs Purdue - Fort Wayne	5.0	5	0	0	0	1	0	0	0	0	0	0	2	0	9-0	5-0	0	0.23
Feb 17	vs Oklahoma State	6.1	15	10	10	3	4	3	0	3	0	0	0	1	0	9-10	5-1	0	2.06
Feb. 17	vs NEBRASKA	7.0	10	4	4	0	5	0	0	2	0	0	0	0	0	6-4	6-1	0	2.37
Feb 18	vs UCLA	6.0	15	8	6	1	7	2	0	1	0	0	0	0	0	4-8	6-2	0	2.92
Feb 18	vs Arizona	7.0	7	6	6	2	17	3	0	2	1	0	0	0	0	2-6	6-3	0	3.30
Feb 19	vs South Florida	7.0	7	1	1	0	15	1	0	0	1	0	0	0	0	4-1	7-3	0	3.05
Feb 24	vs Abilene Christian	5.0	1	0	0	1	7	0	0	0	0	0	0	0	0	11-0	8-3	0	2.83
Feb 24	at Texas	8.0	7	5	4	1	7	1	0	2	2	0	0	0	0	6-5	9-3	0	2.90
Feb 25	vs Texas Southern	5.0	3	0	0	0	1	0	0	0	0	0	0	1	0	8-0	10-3	0	2.72
Feb 25	at Texas	6.0	11	8	6	2	4	1	0	1	1	0	0	0	0	2-8	10-4	0	3.01
Feb 26	vs Abilene Christian	7.0	2	1	1	2	15	0	0	0	0	0	0	0	0	4-1	11-4	0	2.86
Totals		95.1	93	46	39	16	110	12	1	11	5	0	1	4	0	88-46	11-4	0	2.86



OPPONENT GAME-BY-GAME BATTING

Date	Opponent	ab	r	h	rbi	2b	3b	hr	tb	bb	ibb	sb	cs	hbp	sac	sf	gdp	k	po	a	e	lob	avg
Feb 9	vs East Carolina	19	0	4	0	0	0	0	4	1	0	0	0	1	0	0	0	7	12	3	1	6	.211
Feb 9	at UNCW	25	1	4	1	1	1	0	7	1	0	0	0	0	0	0	0	9	21	9	2	4	.182
Feb 10	at UNCW	22	0	1	0	0	0	0	1	0	0	0	0	0	0	0	0	9	21	8	1	1	.136
Feb 10	vs East Carolina	22	2	1	0	0	0	0	1	2	0	0	0	0	2	1	0	2	21	5	1	4	.114
Feb 11	vs Purdue - Fort Wayne	19	0	5	0	0	0	0	5	0	0	0	0	0	0	0	0	1	15	2	1	4	.140
Feb 17	vs Oklahoma State	32	10	15	10	3	0	3	27	3	0	0	0	0	1	0	0	4	21	12	2	7	.216
Feb. 17	vs NEBRASKA	30	4	10	4	0	0	2	16	0	0	0	0	0	0	1	0	5	21	10	2	6	.237
Feb 18	vs UCLA	33	8	15	8	2	0	1	20	1	0	2	0	0	0	0	0	7	21	7	3	8	.272
Feb 18	vs Arizona	29	6	7	6	3	0	2	16	2	0	0	0	0	0	0	0	17	21	8	1	4	.268
Feb 19	vs South Florida	28	1	7	1	1	0	0	8	0	0	2	0	0	0	0	0	15	18	4	1	6	.266
Feb 24	vs Abilene Christian	16	0	1	0	0	0	0	1	1	0	0	0	0	0	0	0	7	15	9	2	2	.255
Feb 24	at Texas	33	5	7	5	1	0	2	14	1	0	1	0	0	0	0	0	7	24	9	2	6	.250
Feb 25	vs Texas Southern	17	0	3	0	0	0	0	3	0	0	0	0	0	0	0	1	1	12	4	0	2	.246
Feb 25	at Texas	28	8	11	7	1	0	1	15	2	0	1	1	0	0	1	0	4	21	13	0	5	.258
Feb 26	vs Abilene Christian	22	1	2	1	0	0	0	2	2	0	0	0	0	0	1	0	15	18	4	2	3	.248
Totals		375	46	93	43	12	1	11	140	16	0	6	1	1	3	4	1	110	282	107	21	68	.248



OPPONENT GAME-BY-GAME PITCHING

Date	Opponent	ip	h	r	er	bb	so	2b	3b	hr	wp	bk	hbp	dp	ibb	score	w-l	sv	era
Feb 9	vs East Carolina	4.0	11	8	7	2	1	2	0	1	0	0	1	0	0	0-8	0-1	0	12.25
Feb 9	at UNCW	7.0	9	5	3	3	5	3	0	2	0	0	0	0	0	1-5	0-2	0	6.36
Feb 10	at UNCW	7.0	10	6	5	2	2	3	0	2	0	0	1	0	0	0-6	0-3	0	5.83
Feb 10	vs East Carolina	7.0	7	4	2	4	2	0	1	0	0	0	0	1	0	2-4	0-4	0	4.76
Feb 11	vs Purdue - Fort Wayne	5.0	9	9	9	4	2	1	1	3	0	0	0	1	0	0-9	0-5	0	6.07
Feb 17	vs Oklahoma State	7.0	14	9	9	1	3	2	0	5	0	0	0	1	0	10-9	1-5	0	6.62
Feb. 17	vs NEBRASKA	7.0	10	6	4	3	1	1	0	3	0	0	0	0	0	4-6	1-6	0	6.20
Feb 18	vs UCLA	7.0	5	4	2	1	9	1	0	1	1	0	1	1	0	8-4	2-6	0	5.63
Feb 18	vs Arizona	7.0	3	2	1	1	6	0	0	1	0	0	0	0	0	6-2	3-6	0	5.07
Feb 19	vs South Florida	6.0	7	4	3	3	3	0	0	0	0	0	0	0	0	1-4	3-7	0	4.92
Feb 24	vs Abilene Christian	5.0	10	11	10	7	2	5	0	1	1	0	0	0	0	0-11	3-8	0	5.58
Feb 24	at Texas	8.0	7	6	3	0	5	0	0	3	0	0	0	1	0	5-6	3-9	0	5.27
Feb 25	vs Texas Southern	4.0	9	8	8	1	1	0	1	3	0	0	0	0	0	0-8	3-10	0	5.70
Feb 25	at Texas	7.0	7	2	2	1	1	2	0	1	0	0	1	0	0	8-2	4-10	0	5.41
Feb 26	vs Abilene Christian	6.0	4	4	3	5	1	0	0	1	1	0	1	0	0	1-4	4-11	0	5.29
Totals		94.0	122	88	71	38	44	20	3	27	3	0	5	5	0	46-88	4-11	0	5.29



GAME-BY-GAME LEADERS

Opponent	Date	Hits	Runs	BB	RBI	HR	SB	Ks	IP
East Carolina	2/9/23	3- Thrunck	2 - (2 players)	1 - (2 players)	3 - Peck	1 - Peck	1 - Thrunck	7 - Lemley	5.0 - Lemley
UNCW	2/9/23	2 - (2 players)	1 - (5 players)	2 - Aldridge	2 - (2 players)	1 - (2 players)	1 - (2 players)	9 - Grein	7.0 - Grein
UNCW	2/10/23	2 - (4 players)	2 - (2 players)	1 - (2 players)	3 - Bailey	1 - (2 players)	1 - Bailey	9 - Lemley	7.0 - Lemley
East Carolina	2/10/23	2 - Bailey	1 - (4 players)	2 - Aldridge	1 - (2 players)	None	None	2 - Grein	7.0 - Grein
Purdue Fort Wayne	2/11/23	3 - (2 players)	3 - Ritter	1 - (2 players)	4 - Greene	2 - Greene	1 - Ritter	1 - Peck	3.0 - Peck
No. 5 Oklahoma State	2/17/23	3 - (players)	2 - Greene	1 - Aldridge	3 - Bailey	1 - 5 players	None	3 - Grein	4.0 - Grein
RV Nebraska	2/17/23	3 - Fagan	2 - Fagan	1 - (3 players)	1 - (4 players)	1 - (3 players)	None	5 - Lemley	7.0 - Lemley
No. 2 UCLA	2/18/23	1 - (5 players)	1 - (4 players)	1 - Fagan	2 - Bailey	1 - Bailey	None	6 - Grein	5.1 - Grein
No. 10 Arizona	2/18/23	1 - (4 players)	1 - (2 players)	1 - Peck	1 - Overatis	1 - Overaitis	None	17 - Lemley	7.0 - Lemley
USF	2/19/23	2 - Fagan	1 - (4 players)	1 - (3 players)	1 - 4 players	None	1 - (2 players)	15 - Lemley	7.0 - Lemley
Abilene Christian	2/24/23	2 - Thrunck	2 - (3 players)	1 - (7 players)	4 - Thrunck	1 - Thrunck	1 - Ritter	7 - Grein	5.0 - Grein
No. 9 Texas	2/24/23	1 - (7 players)	1 - (6 players)	None	2 - (2 players)	1 - (3 players)	1 - (2 players)	7 - Lemley	8.0 - Lemley
Texas Southern	2/25/23	2 - (2 players)	2 - (2 players)	1 - Fagan	3 - Jackson	1 - (3 players)	1 - Brown	1 - Jacobson	5.0 - Jacobson
No. 9 Texas	2/25/23	2 - (3 players)	1 - (2 players)	1 - Jackson	1 - (2 players)	1 - Bennett	None	4 - Grein	6.0 - Grein
Abilene Christian	2/26/23	2 - Greene	2 - Thrunck	2 - Overaitis	2 - Greene	1 - Greene	1 - (3 players)	15 - Lemley	7.0 - Lemley



GAME-BY-GAME STARTERS

Opponent	Date	P	C	1B	2B	3B	SS	LF	CF	RF	DP
East Carolina	2/9/23	Lemley	Bennett	Bailey	Fagan	Peck	Thrunk	Brown	Ritter	Overaitis	Slaw
UNCW	2/9/23	Grein	Aldridge	Bailey	Fagan	Peck	Castine	Brown	Ritter	Greene	Chavez
UNCW	2/10/23	Lemley	Aldridge	Bailey	Fagan	Bennett	Thrunk	Ritter	Peck	Overaitis	Slaw
East Carolina	2/10/23	Grein	Aldridge	Bailey	Fagan	Castine	Thrunk	Ritter	Peck	Overaitis	Greene
Purdue Fort Wayne	2/11/23	Peck	Aldridge	Bailey	Fagan	Greene	Thrunk	Brown	Ritter	Overaitis	Slaw
No. 5 Oklahoma State	2/17/23	Grein	Aldridge	Bailey	Fagan	Bennett	Thrunk	Ritter	Peck	Greene	Slaw
RV Nebraska	2/17/23	Lemley	Aldridge	Bailey	Fagan	Bennett	Thrunk	Ritter	Peck	Greene	Hanson
No. 2 UCLA	2/18/23	Peck	Aldridge	Bailey	Fagan	Bennett	Thrunk	Brown	Ritter	Greene	Hanson
No. 10 Arizona	2/18/23	Lemley	Aldridge	Bailey	Fagan	Bennett	Thrunk	Ritter	Peck	Greene	Hanson
USF	2/19/23	Lemley	Castine	Bailey	Fagan	Bennett	Thrunk	Ritter	Peck	Greene	Hanson
Abilene Christian	2/24/23	Grein	Aldridge	Bailey	Fagan	Bennett	Thrunk	Riter	Peck	Greene	Overaitis
No. 9 Texas	2/24/23	Lemley	Aldridge	Bailey	Fagan	Bennett	Thrunk	Ritter	Peck	Greene	Jackson
Texas Southern	2/25/23	Jacobson	Aldridge	Bailey	Fagan	Bennet	Thrunk	Brown	Ritter	Greene	Jackson
No. 9 Texas	2/25/23	Grein	Aldridge	Bailey	Fagan	Bennett	Thrunk	Greene	Ritter	Overaitis	Jackson
Abilene Christian	2/25/23	Lemley	Castine	Bailey	Fagan	Bennett	Thrunk	Greene	Ritter	Overaitis	Jackson





Pete D'AMOUR (Duh-more)

- Fifth season at Virginia Tech
- 2019 & 2022 ACC Coach of the Year
- 7th as a head coach in Division I
- Led Kennesaw State to its first NCAA Regional appearance
- Went to five super regionals and three Women's CWS at Missouri

The D'Amour File

PERSONAL

BORN: Jan. 7, 1980
HOMETOWN: Monrovia, Maryland
FAMILY: Wife, Anna. Son, Reaux
COACHING RECORD AT VIRGINIA TECH: 151-40 (5th year)
CAREER HEAD COACHING RECORD: 230-77 (.749)

EDUCATION

Missouri - Bachelor's Degree in General Studies
 Missouri - Master's Degree in Sports Psychology
JOINED TECH STAFF: May 31, 2018
YEARS OF COLLEGIATE HEAD COACHING: 6
YEARS OF COLLEGIATE COACHING: 15

COACHING HISTORY

2019- Virginia Tech (Head Coach)
 2017-18 Kennesaw State (Head Coach)
 2015-16 Missouri (Associate Head Coach)
 2009-14 Missouri (Assistant Coach)
 2007-08 Missouri (Volunteer Assistant Coach)

PLAYING HISTORY

Played SS and P in men's fastpitch for seven seasons
 MVP of the 2007 NSA World Series
 Played baseball at Texas A&M-Corpus Christi & Frostburg State

POSTSEASON EXPERIENCE

VT 2019 (Regional - Lexington, Ky.)
 2021 (Supers - Los Angeles, Calif.)
 2022 (Supers - Blacksburg, Va.)

KSU 2018 (Regional - Tallahassee, Fla.)
 2017 (NISC Semifinals - Lynchburg, Tenn.)

Missouri 2016 (Supers - Ann Arbor, Mich.)
 2015 (Supers - Los Angeles, Calif.)
 2014 (Regional - Columbia, Mo.)
 2013 (Supers - Columbia, Mo.)
 2012 (Supers - Columbia, Mo.)
 2011 (WCWS - Oklahoma City, Okla.)
 2010 (WCWS - Oklahoma City, Okla.)
 2009 (WCWS - Oklahoma City, Okla.)

D'Amour and his staff were recognized with the NFCA Mid-Atlantic Staff of the Year after yet another historic season in 2022. The staff also earned the award following the 2019 and 2021 seasons.

The Hokies advanced to the Super Regionals for the second straight season and hosted a Regional and a Super Regional for the first time in school history in D'Amour's fourth season at the helm. Tech also earned its second ACC Regular Season Title in four seasons, posting a 21-2 record in conference play, the best winning percentage in school history.

Virginia Tech had a conference-high 11 members on the All-ACC teams, including D'Amour being named Coach of the Year, Keely Rochard named Pitcher of the Year and Emma Lemley named Freshman of the Year. Rochard was also tabbed a Top-10 Finalist for USA Softball Player of the Year, while Lemley was a Top-3 Finalist for Schutt Sports/NFCA Freshman of the Year.

Under D'Amour, Rochard was named a First Team All-American for the second straight season and Emma Ritter earned a spot on the Third Team, marking the first time two Hokies have been honored as All-Americans in the same season. Tech finished the year with a 46-10 overall record, including 14 wins over Top-25 ranked opponents. D'Amour also notched his 200th career win in 2022.

D'Amour led the Hokies to their second ever appearance in the NCAA Super Regionals during the 2021 campaign, doing so in just his second full season. Selected for the NCAA Tournament in both full seasons as head coach, D'Amour's Hokies were the No. 2 seed at the 2021 Tempe Regional with national No. 15 seed Arizona State as the group's favorite. Tech emerged from the four-team regional undefeated under D'Amour's guidance, the first time in school history that the Hokies swept an NCAA Regional.

2021 was not just a historic year for the Hokies, but for D'Amour as well as he became the fastest head coach in program history to reach 100 wins, doing so in just 127 games. Under D'Amour's tutelage, pitcher Keely Rochard became Tech's third NFCA All-American ever and just the second to earn first-team honors. D'Amour and his wife Anna also welcomed their first son, Reaux, to the world prior to the NCAA Tournament.

In his second season leading the Hokies, Coach Pete D'Amour led the team to a 21-4 record and was in first place in the ACC when the season ended. He helped guide the team to an impressive 3-2 record at the St. Pete/Clearwater Elite Invitational against five top-25 opponents, including wins over #14 Minnesota and #17 South Carolina. D'Amour guided the progression of pitcher Keely Rochard, who was one of the nation's top pitchers in 2020, and also helped the Hokies' offense to the highest scoring in the ACC.

Guiding Virginia Tech to one of the biggest turnarounds in NCAA softball history, Pete D'Amour led the Hokies in his first year to a 24-game win improvement in 2019 after posting a 47-11 record, including a 20-4 mark in ACC play.

The 47 wins were the fourth most in school history while the 20 ACC wins were the most in program history. On Tech's way to 20 league wins, it earned an ACC regular-season title and a Coastal Division crown after being picked 10th in the ACC preseason poll. By doing so, it also earned the Hokies their first trip to the NCAA Tournament since 2015, winning two games at the Lexington Regional to pick up their first NCAA win since 2014.

No stranger to success, D'Amour, out of the new 11 Power Five head coaches in 2019, picked up the most wins of the group. The 2019 ACC Coach of the Year earned the nod to mark just Tech's second time winning it, while a school-record five Hokies made an All-ACC first team. Under D'Amour's direction, pitcher Carrie Eberle was named ACC Pitcher of the Year and third baseman Kelsey Bennett was tabbed Freshman of the Year.

He also tutored two Softball America All-Americans in outfielders Emma Strouth and Darby Trull, who both hit over .400 and tallied 60-plus putouts, as well as a school-record seven NFCA All-Region (Mid-Atlantic) selections and a school-record eight VaSID all-stars. D'Amour also was tabbed VaSID Coach of the Year.

Under his watch, Tech became ranked during the season, something that hadn't been done since 2015, and got up to as high as No. 19 in the ESPN.com/USA Softball poll and No. 22 in the USA Today/NFCA poll. The Hokies were ranked for 11 consecutive weeks in the ESPN.com/USA Softball poll, breaking the program record set in 2007 of 10 weeks.

Tech took big strides at the plate in '19, resetting over 20 individual and team school records, including batting average (.334) and home runs (97), just to name a few. The Hokies led the ACC in batting average and home runs per game (1.67), while also getting it done in the circle with shutouts (22). D'Amour had the Hokies ready to play against in-state rival Virginia in the Commonwealth Clash presented by Virginia529, sweeping the Cavaliers 3-0 and not allowing a runner to touch third base or home plate in the series, a first in program history, for three shutout wins.

D'Amour joined the Hokies after two seasons as the head coach at Kennesaw State, where he led the Owls to a 79-37 record and two postseason appearances. Before taking over the Kennesaw State program in 2017, he earned a reputation as one of the nation's premier recruiters during his 10-year tenure as assistant coach at the University of Missouri, a perennial NCAA tournament participant.

RECORD vs. OPPONENTS

Akron	2-0
Akron	1-0
Alabama	0-2
Arizona	0-1
Arizona State	1-0
Army	1-0
Auburn	0-3
Austin Peay	0-1
Belmont	3-0
Bethune-Cookman	1-0
Binghamton	2-0
Boston College	6-0
Bradley	1-0
Brigham Young	2-0
Bucknell	2-0
Campbell	1-0
Central Michigan	1-0
Charleston Southern	2-0
Charlotte	2-1
Clemson	5-3
Coastal Carolina	1-0
College of Charleston	2-0
Dartmouth	3-0
DePaul	0-2
Detroit Mercy	3-0
Duke	6-1
East Carolina	3-0
East Tennessee State	3-0
Eastern Illinois	1-1
Evansville	2-0
Florida	1-2
Florida A&M	1-0
Florida Gulf Coast	4-3
Florida State	4-2
Fort Wayne	2-0
George Mason	1-0
George Washington	1-0
Georgia	1-2
Georgia State	7-1
Georgia Tech	3-3
Hofstra	0-1
Illinois	3-1
Iowa	1-1
IUPUI	1-0
Jacksonville	6-2
Jacksonville State	1-2
JMU	1-1
Kennesaw State	3-0
Kentucky	3-3
Lamar	0-1
Liberty	3-3
Lipscomb	6-0
LIU Brooklyn	1-0
Longwood	6-0
Louisville	8-2
Marist	2-0
Miami (OH)	2-0
Michigan State	3-0
Middle Tennessee	1-0
Minnesota	1-0
Missouri	1-1
Morehead State	2-1
Nebraska	1-0
NC State	7-3
North Carolina	4-2
North Carolina A&T	1-0
North Florida	0-1
Northwestern	2-0
Notre Dame	1-4
Ohio State	1-0
Oklahoma State	0-2
Omaha-Nebraska	1-0
Niagara	1-0
North Florida	5-2
Northern Iowa	0-1
Pitt	8-1
Purdue	4-0
Purdue Fort Wayne	1-0
Quinnipiac	0-1
Radford	6-2
Rutgers	0-1
Saint Francis (Pa)	1-0
Samford	1-0
South Carolina	2-0
South Carolina State	1-0
Southeast Missouri State	1-0
St. Louis	1-0
Stetson	5-1
Stony Brook	1-0
Syracuse	8-0
Tennessee	1-0
Tennessee Tech	1-0
Texas	1-1
Texas Southern	1-0
Texas State	1-1
UAB	5-0
UConn	2-0
UCF	2-1
UCLA	1-3
UNC Greensboro	0-1
UNCW	2-0
USC Upstate	5-3
USF	0-1
Virginia	10-1
Weber State	1-0
Wichita State	1-0
Wisconsin	1-0





JAYME BAILEY (JAY-me)

Senior | 5-5
U | R/R

Hurricane HS
Scott Depot, W.Va.

Major: Public Relations

2

- 2021 NFCA All Mid-Atlantic First Team
- 2021 Second-Team All-ACC
- 2021 VaSID First Team All-State
- 2x Preseason All-ACC
- 2020 VaSID First-Team All-State
- 2019 VaSID Second-Team All-State
- JWOS All-Freshman Team
- Second-Team NFCA All-Region (Mid-Atlantic)
- Schutt Sports/NFCA National Freshman of the Year Top 25
- 2019 First Team All-ACC
- ACC All-Freshmen Team
- 2018-19 ACC Academic Honor Roll

CAREER HIGHS

Hits 3, 5x, last vs. Purdue Fort Wayne (2/11/23)
 Runs 4 at NC State (3/14/21)
 RBIs 4, 3x, last vs. Clemson (3/4/22)
 HRs 2 at Virginia (3/6/20)
 Walks 2, 4x, last vs. Virginia [1] (4/12/19)
 Stolen Bases 1, 11x, last at UNCW (2/10/23)
 Hitting Streak 11 games (3/10/19 - 3/27/19)

2023 GAME-BY-GAME STATS

Date	Opponent	Pos	AB	R	H	RBI	2B	3B	HR	BB	SB	CS	HBP	SAC	SF	GDP	K	PO	A	E	Avg
Feb 9	vs East Carolina	*1b	2	1	2	0	1	0	0	0	0	0	0	0	0	0	0	4	0	0	1.000
Feb 9	at UNCW	*1b	3	0	1	0	0	0	0	0	1	0	0	0	0	0	0	6	0	0	.600
Feb 10	at UNCW	*1b	3	1	2	3	0	0	1	0	1	0	0	0	0	0	0	6	0	0	.822
Feb 10	vs East Carolina	*1b	3	0	2	0	0	0	0	0	0	0	0	0	0	0	0	7	1	0	.625
Feb 11	vs Purdue - Fort Wayn	*1b	3	1	3	2	0	1	0	0	0	0	0	0	0	0	0	0	8	1	.714
Feb 17	vs Oklahoma State	*1b	4	1	1	3	0	0	1	0	0	0	0	0	0	0	1	10	0	0	.611
Feb 17	vs NEBRASKA	*1b	3	0	1	1	0	0	0	1	0	0	0	0	0	0	0	8	0	0	.571
Feb 18	vs UCLA	*1b	3	1	1	2	0	0	1	0	0	0	0	0	0	0	0	1	7	0	.542
Feb 18	vs Arizona	*1b	3	1	1	0	0	0	0	0	0	0	0	0	0	0	0	1	0	0	.519
Feb 19	vs South Florida	*1b	2	1	0	0	0	0	0	1	0	0	0	0	0	0	0	1	0	0	.483
Feb 24	vs Abilene Christian	*1b	3	1	1	0	0	0	0	0	0	0	0	0	0	0	0	3	0	0	.469
Feb 24	at Texas	*1b	4	0	1	0	0	0	0	0	0	0	0	0	0	0	0	10	0	0	.444
Feb 25	vs Texas Southern	*1b	3	1	1	1	0	0	0	0	0	0	0	0	0	0	0	8	0	0	.436
Feb 25	at Texas	*1b	3	0	0	0	0	0	0	0	0	0	0	0	0	0	0	7	0	0	.405
Feb 26	vs Abilene Christian	*1b	2	0	0	1	0	0	0	0	0	0	0	0	0	0	0	2	0	0	.386
Totals		15gs	44	9	17	13	1	1	3	2	2	0	1	0	1	0	2	88	2	0	.386

On base pct. .417 • Slugging pct. .659



JENNA PEARSON

Redshirt Sophomore | 5-8
U | R/R

North Stafford HS
North Stafford, Va.

Major: Computer Science

5

CAREER HIGHS

Hits
 Runs 1, 2x, last vs. Kentucky (5/22/22)
 RBIs
 HRs
 Walks
 Stolen Bases
 Hitting Streak

2023 GAME-BY-GAME STATS

Date	Opponent	Pos	AB	R	H	RBI	2B	3B	HR	BB	SB	CS	HBP	SAC	SF	GDP	K	PO	A	E	Avg	
Feb 10	at UNCW	pr	0	0	0	0	0	0	0	0	0	0	0	0	0	0	0	0	0	0	0	.000
Feb 18	vs Arizona	pr	0	0	0	0	0	0	0	0	0	0	0	0	0	0	0	0	0	0	0	.000
Feb 25	vs Texas Southern	pr/cf	0	0	0	0	0	0	0	0	0	0	0	0	0	0	0	0	0	0	0	.000
Feb 26	vs Abilene Christian	pr	0	0	0	0	0	0	0	0	0	0	0	0	0	0	0	0	0	0	0	.000
Totals		ogs	0	0	0	0	0	0	0	0	0	0	0	0	0	0	0	0	0	0	0	.000

On base pct. .000 • Slugging pct. .000



ADDY GREENE

Junior | 5-9
IF | L/R

Nansemond-Suffolk Academy
Suffolk, Va.

Major: Human Nutrition, Foods and
Exercise

6

CAREER HIGHS

Hits 3, 3x, last vs. Oklahoma State (2/17/23)
Runs 3 at Pitt (3/25/22)
RBIs 4, 2x, last vs. Purdue Fort Wayne (2/11/23)
HRs 2 vs. Purdue Fort Wayne (2/11/23)
Walks 2, 2x, last vs. Purdue Fort Wayne (2/11/23)
Stolen Bases 1, 6x, last vs. East Tennessee State (3/9/22)
Hitting Streak 6 games (2/18/22 - 3/11/22)

2023 GAME-BY-GAME STATS

Date	Opponent	Pos	AB	R	H	RBI	2B	3B	HR	BB	SB	CS	HBP	SAC	SF	GDP	K	PO	A	E	Avg	
Feb 9	vs East Carolina	2b	0	0	0	0	0	0	0	0	0	0	0	0	0	0	0	0	0	0	.000	
Feb 9	at UNCW	*of	3	0	0	0	0	0	0	0	0	0	0	0	0	0	2	0	0	0	.000	
Feb 10	vs East Carolina	*dh	3	0	1	1	0	0	0	0	0	0	0	0	0	1	0	0	0	0	.167	
Feb 11	vs Purdue - Fort Wayn	*3b	3	2	2	4	0	0	2	0	0	0	0	0	0	0	2	3	0	0	.333	
Feb 17	vs Oklahoma State	*of	4	2	3	1	0	0	1	0	0	0	0	0	0	0	0	0	0	0	.462	
Feb 17	vs NEBRASKA	*of	4	1	1	0	0	0	0	0	0	0	0	0	0	0	3	0	0	0	.412	
Feb 18	vs UCLA	*of	4	1	1	0	0	0	0	0	0	0	0	0	0	1	0	0	1	0	.381	
Feb 18	vs Arizona	*of	3	0	0	0	0	0	0	0	0	0	0	0	0	0	2	0	0	0	.333	
Feb 19	vs South Florida	*of	3	0	1	0	0	0	0	0	0	0	0	0	0	0	0	0	0	0	.333	
Feb 24	vs Abilene Christian	*of/2b	2	0	1	3	1	0	0	1	0	0	0	0	0	1	0	0	1	0	.345	
Feb 24	at Texas	*of	4	0	0	0	0	0	0	0	0	0	0	0	0	0	1	1	0	0	.303	
Feb 25	vs Texas Southern	*of/2b	3	1	1	0	0	0	0	0	0	0	0	0	0	0	0	1	0	0	.306	
Feb 25	at Texas	*of	2	0	0	0	0	0	0	0	0	0	1	0	0	0	0	0	0	0	.289	
Feb 26	vs Abilene Christian	*of/of	3	1	2	2	0	0	1	0	0	0	0	0	0	0	0	1	0	0	.317	
Totals			139s	41	8	13	11	1	0	4	1	0	0	1	0	2	0	4	10	4	1	.317

On base pct. .333 • Slugging pct. .634



TEAGAN THRUNK (Tee-gan)

Freshman | 5-8
IF | R/R

Point Pleasant Borough HS
Point Pleasant, N.J.

Major: Human Nutrition Foods and
Exercise

7

CAREER HIGHS


Hits 3 vs. East Carolina (2/9/23)
Runs 2 at UNCW (2/10/23)
RBIs 2 vs. East Carolina (2/9/23)
HRs 1, 2x, last vs. Texas Southern (2/25/23)
Walks 1, 3x, last vs. Abilene Christian (2/26/23)
Stolen Bases 1 vs. East Carolina (2/9/23)
Hitting Streak 3 games, 2x, last (2/24/23 - 2/25/23)

2023 GAME-BY-GAME STATS

Date	Opponent	Pos	AB	R	H	RBI	2B	3B	HR	BB	SB	CS	HBP	SAC	SF	GDP	K	PO	A	E	Avg			
Feb 9	vs East Carolina	*ss	3	0	3	2	0	0	0	0	1	0	0	0	0	0	0	0	1	1	0	1.000		
Feb 10	at UNCW	*ss	2	2	1	0	0	0	0	1	0	0	0	0	0	0	0	0	0	0	0	.800		
Feb 10	vs East Carolina	*ss	3	1	1	0	0	0	0	0	0	0	0	0	0	0	0	0	1	3	1	.625		
Feb 11	vs Purdue - Fort Wayn	*ss	3	0	0	0	0	0	0	0	0	0	0	0	0	0	0	0	2	1	2	.455		
Feb 17	vs Oklahoma State	*ss	3	1	1	0	1	0	0	0	0	0	0	0	0	0	0	0	0	3	0	.429		
Feb 17	vs NEBRASKA	*ss	3	0	1	0	1	0	0	0	0	1	0	0	0	0	0	0	0	0	3	.412		
Feb 18	vs UCLA	*ss	2	0	0	0	0	0	0	0	0	0	0	0	0	0	0	0	2	0	4	.368		
Feb 18	vs Arizona	*ss	1	0	0	0	0	0	0	0	0	0	0	0	0	0	0	0	1	1	0	.350		
Feb 19	vs South Florida	*ss	1	0	0	1	0	0	0	0	0	0	0	0	0	0	0	0	0	2	0	.333		
Feb 24	vs Abilene Christian	*ss	2	2	2	4	0	0	1	1	0	0	0	0	0	0	0	0	0	1	1	.391		
Feb 24	at Texas	*ss	3	1	1	0	0	0	0	0	0	0	0	0	0	0	0	0	1	3	1	.385		
Feb 25	vs Texas Southern	*ss	2	2	2	1	0	0	1	0	0	0	0	0	0	0	0	0	0	1	2	.429		
Feb 25	at Texas	*ss	3	0	0	0	0	0	0	0	0	0	0	0	0	0	0	0	2	2	0	.387		
Feb 26	vs Abilene Christian	*ss	1	2	1	0	0	0	0	1	0	0	1	0	0	0	0	0	0	1	1	.406		
Totals			14gs	32	11	13	8	2	0	2	3	1	1	1	0	1	0	1	0	5	12	25	3	.406

On base pct. .459 • Slugging pct. .656





KELSEY BENNETT

Senior | 5-5
IF | R/R

Buford HS
Buford, Ga.

Major: Public Relations

8

- 2022 All-ACC Third Team
- 2022 Preseason All-ACC
- 2022 Extra Inning Softball Extra Elite 100
- 2021 NFCA All Mid-Atlantic Second Team
- 2021 Second-Team All-ACC
- 2021 VaSID Second Team All-State
- 2021 JWOS Third Team All-American
- 3x Preseason All-ACC
- 2x Softball America Top 100 Players
- 2019 VaSID Rookie of the Year
- 2x VaSID First-Team All-State
- JWOS All-Freshman Team
- Schutt Sports/NFCA National Freshman of the Year Top 10
- ACC Freshman of the Year
- 2019 First-Team All-ACC
- ACC All-Freshman Team
- 2x ACC Co-Player of the Week (3/5/19) & (4/2/19)

CAREER HIGHS

- Hits 4 at No. 12/8 Arizona State (5/21/21)
- Runs 3, 5x, last at Florida State (4/9/22)
- RBIs 7 at NC State (3/14/21)
- HRs 3 at NC State (3/14/21)
- Walks 3 at Pitt (3/23/19)
- Stolen Bases 1, 3x, last vs. Missouri (2/12/22)
- Hitting Streak 8 games (3/20/19 - 3/31/19)

2023 GAME-BY-GAME STATS

Date	Opponent	Pos	AB	R	H	RBI	2B	3B	HR	BB	SB	CS	HBP	SAC	SF	GDP	K	PO	A	E	Avg
Feb 9	vs East Carolina	*c	2	0	0	1	0	0	0	0	0	0	0	0	0	1	0	1	0	0	.000
Feb 10	at UNCW	*3b	1	0	0	0	0	0	0	0	0	0	0	0	0	0	0	1	0	0	.000
Feb 17	vs Oklahoma State	*3b	4	1	2	1	0	0	1	0	0	0	0	0	0	0	0	0	0	0	.286
Feb 17	vs NEBRASKA	*3b	4	1	1	1	0	0	1	0	0	0	0	0	0	0	1	0	3	0	.273
Feb 18	vs UCLA	*3b	3	0	0	0	0	0	0	0	0	0	0	0	0	0	0	1	0	1	.143
Feb 18	vs Arizona	*3b	3	0	0	0	0	0	0	0	0	0	0	0	0	0	0	0	0	1	.176
Feb 19	vs South Florida	*3b	2	0	1	1	0	0	1	0	0	0	0	0	0	0	0	1	0	0	.211
Feb 24	vs Abilene Christian	*3b	3	0	1	2	1	0	0	0	0	0	0	0	0	0	1	0	2	0	.222
Feb 24	at Texas	*3b	3	1	1	2	0	0	1	0	0	0	0	0	0	0	0	1	0	1	.240
Feb 25	vs Texas Southern	*3b	2	0	0	0	0	0	0	0	0	0	0	0	0	0	0	0	2	0	.222
Feb 25	at Texas	*3b	3	1	2	1	0	0	1	0	0	0	0	0	0	0	0	0	1	0	.267
Feb 26	vs Abilene Christian	*3b	3	0	0	0	0	0	0	0	0	0	0	0	0	0	0	0	0	0	.242
Totals		12gs	33	4	8	9	1	0	4	1	0	0	0	0	1	0	4	10	10	1	.242

On base pct. .257 • Slugging pct. .636



MEGAN FURR

Freshman | 5-7
OF | L/L

Westfield HS
Centreville, Va.

Major: Business - Undecided

10

CAREER HIGHS

- Hits
- Runs
- RBIs
- HRs
- Walks
- Stolen Bases
- Hitting Streak





KYLIE ALDRIDGE (All-drudge)

Freshman | 5-11
C | L/R

Gray's Creek HS
Fayetteville, N.C.

Major: Public Health

11

CAREER HIGHS

- Hits 1 at UNCW (2/9/23)
- Runs 1, 2x, last vs. Abilene Christian (2/24/23)
- RBIs
- HRs
- Walks 2, 2x, last vs. East Carolina (2/10/23)
- Stolen Bases
- Hitting Streak

2023 GAME-BY-GAME STATS

Date	Opponent	Pos	AB	R	H	RBI	2B	3B	HR	BB	SB	CS	HBP	SAC	SF	GDP	K	PO	A	E	Avg
Feb 9	at UNCW	*c	1	0	1	0	1	0	0	2	0	0	0	0	0	0	0	9	1	0	1.000
Feb 10	at UNCW	*c	2	0	0	0	0	0	0	1	0	0	0	0	0	0	0	7	0	0	.333
Feb 10	vs East Carolina	*c	1	1	0	0	0	0	0	2	0	0	0	0	0	0	0	2	0	0	.250
Feb 11	vs Purdue - Fort Wayne	*c	3	0	0	0	0	0	0	0	0	0	0	0	0	0	0	2	0	0	.143
Feb 17	vs Oklahoma State	*c	2	0	0	0	0	0	1	0	0	0	0	0	0	0	0	4	1	0	.111
Feb 17	vs NEBRASKA	*c	2	0	0	0	0	0	0	1	0	0	0	0	0	0	0	5	0	0	.091
Feb 18	vs UCLA	*c	2	0	0	0	0	0	0	0	0	0	0	0	0	1	0	7	0	0	.077
Feb 18	vs Arizona	*c	2	0	0	0	0	0	0	0	0	0	0	0	0	0	2	17	0	0	.067
Feb 19	vs South Florida	c	0	0	0	0	0	0	0	0	0	0	0	0	0	0	0	0	2	0	.067
Feb 24	vs Abilene Christian	*c	1	1	0	0	0	0	0	1	0	0	0	0	0	0	0	0	2	0	.062
Feb 24	at Texas	*c	2	0	0	0	0	0	0	0	0	0	0	0	0	0	1	6	1	0	.056
Feb 25	vs Texas Southern	*c	2	0	0	0	0	0	0	0	0	0	0	0	0	0	0	1	0	0	.050
Feb 25	at Texas	*c	1	0	0	0	0	0	0	0	0	0	0	0	0	0	5	1	1	0	.048
Totals		12gs	21	2	1	0	1	0	0	8	0	0	0	0	0	1	3	69	4	1	.048

On base pct. .310 • Slugging pct. .095



SHANAN HESTER (Shannon)

Graduate | 5-6
U | R/R

Corinth Holders HS / Roanoke College
Wendell, N.C.

Major: Natural Resources

12

CAREER HIGHS

- Hits
- Runs
- RBIs
- HRs
- Walks
- Stolen Bases
- Hitting Streak

2023 GAME-BY-GAME STATS

Date	Opponent	Pos	AB	R	H	RBI	2B	3B	HR	BB	SB	CS	HBP	SAC	SF	GDP	K	PO	A	E	Avg
Feb 10	at UNCW	ph	1	0	0	0	0	0	0	0	0	0	0	0	0	0	0	0	0	0	.000
Totals		0gs	1	0	0	0	0	0	0	0	0	0	0	0	0	0	0	0	0	0	.000

On base pct. .000 • Slugging pct. .000





PAYTON LIST

Freshman | 5-11
RHP | R/R

Beaver HS
Beaver, Pa.

Major: Wildlife Conservation

13

CAREER HIGHS

- Innings (High)
- Strikeouts (High)
- Hits (Low)
- Runs (Low)
- Earned Runs (Low)
- Walks (Low)



EMMA JACKSON

Freshman | 5-8
OF | R/R

Chincoteague HS
Chincoteague, Va.

Major: University Studies

14

CAREER HIGHS


- Hits 1, 3x, last at Texas (2/25/23)
- Runs 1, 3x, last at Texas (2/25/23)
- RBIs 3 vs. Texas Southern (2/25/23)
- HRs 1, 2x, last vs. Texas Southern (2/25/23)
- Walks 1 at Texas (2/25/23)
- Stolen Bases
- Hitting Streak 4 games (2/24/23 - 2/25/23)

2023 GAME-BY-GAME STATS

Date	Opponent	Pos	AB	R	H	RBI	2B	3B	HR	BB	SB	CS	HBP	SAC	SF	GDP	K	PO	A	E	Avg
Feb 9	at UNCW	ph	1	0	0	0	0	0	0	0	0	0	0	0	0	0	0	0	0	0	0.000
Feb 17	vs NEBRASKA	pr	0	0	0	0	0	0	0	0	0	0	0	0	0	0	0	0	0	0	0.000
Feb 24	vs Abilene Christian	of	2	0	1	0	1	0	0	0	0	0	0	0	0	0	0	0	1	0	0.333
Feb 24	at Texas	*dh	3	1	1	1	0	0	1	0	0	0	0	0	0	0	0	0	0	0	0.333
Feb 25	vs Texas Southern	*dh	2	1	1	3	0	0	1	0	0	0	0	0	0	0	0	0	1	0	0.375
Feb 25	at Texas	*dh	2	1	1	0	0	0	1	0	0	0	0	0	0	0	0	0	0	0	0.400
Feb 26	vs Abilene Christian	*dh	3	0	0	0	0	0	0	0	0	0	0	0	0	0	0	0	0	0	0.000
Totals		4gs	13	3	4	4	1	0	2	1	0	0	0	0	0	0	0	0	1	1	0.308

On base pct. .357 • Slugging pct. .846





EMMA YATES

Junior | 5-6
C | R/R

South County HS
Fairfax Station, Va.

Major: Criminology

15

CAREER HIGHS

Hits 1 vs. Syracuse [Game 1] (3/11/22)
Runs 1, 10x, last vs East Carolina (2/9/23)
RBIs 1 vs. Syracuse [Game 1] (3/11/22)
HRs
Walks 1 at Pitt (3/25/22)
Stolen Bases
Hitting Streak

2023 GAME-BY-GAME STATS

Date	Opponent	Pos	AB	R	H	RBI	2B	3B	HR	BB	SB	CS	HBP	SAC	SF	GDP	K	PO	A	E	Avg
Feb 9	vs East Carolina	pr	0	1	0	0	0	0	0	0	0	0	0	0	0	0	0	0	0	0	.000
Feb 10	at UNCW	c	1	0	0	0	0	0	0	0	0	0	0	0	0	0	2	0	0	0	.000
Totals		Ogs	1	1	0	0	0	0	0	0	0	0	0	0	0	0	2	0	0	0	.000

On base pct. .000 • Slugging pct. .000



MEREDITH SLAW

Senior | 5-11
IF | L/R

Rappahannock HS
Warsaw, Va.

Major: Accounting & Information
Systems

16

2023 Presason All-ACC Team
2022 NFCA Mid-Atlantic Region First Team
2022 All-ACC First Team
2022 All-ACC Academic Team
2022 VaSID First Team
2022 ACC Player of the Week (4/12)

CAREER HIGHS

Hits 3, 6x, last at Boston College (4/29/22)
Runs 2, 3x, last vs. Virginia (4/16/22)
RBIs 4, 7x, last vs. Kentucky (5/21/22)
HRs 2, 2x, last vs. Virginia (4/16/22)
Walks 3 at Kennesaw State [1] (2/13/21)
Stolen Bases 1 vs. Dartmouth (2/21/20)
Hitting Streak 12 games (3/25/22 - 4/23/22)

2023 GAME-BY-GAME STATS

Date	Opponent	Pos	AB	R	H	RBI	2B	3B	HR	BB	SB	CS	HBP	SAC	SF	GDP	K	PO	A	E	Avg
Feb 9	vs East Carolina	*dh	2	1	1	0	0	0	0	0	0	0	0	0	0	0	0	0	0	0	.500
Feb 10	at UNCW	*dh	3	0	0	0	0	0	0	0	0	0	0	1	0	0	0	0	0	0	.200
Feb 11	vs Purdue - Fort Wayn	*dh	3	0	0	0	0	0	0	0	0	0	0	0	0	0	0	0	0	0	.125
Feb 17	vs Oklahoma State	*dh/ph	4	0	0	0	0	0	0	0	0	0	0	0	0	0	0	0	0	0	.083
Feb 18	vs UCLA	ph	1	0	0	0	0	0	0	0	0	0	0	0	0	0	0	1	0	0	.077
Feb 18	vs Arizona	ph	1	0	0	0	0	0	0	0	0	0	0	0	0	0	0	0	0	0	.071
Feb 19	vs South Florida	ph	1	0	0	0	0	0	0	0	0	0	0	0	0	0	0	0	0	0	.067
Feb 24	vs Abilene Christian	lf	0	0	0	0	0	0	0	1	0	0	0	0	0	0	0	0	2	0	.067
Feb 25	at Texas	ph	1	0	0	0	0	0	0	0	0	0	0	0	0	0	0	0	0	0	.062
Feb 26	vs Abilene Christian	ph	0	0	0	0	0	0	0	1	0	0	0	0	0	0	0	0	0	0	.062
Totals		4gs	16	1	1	0	0	0	0	2	0	0	1	0	0	0	1	2	0	0	.062

On base pct. .211 • Slugging pct. .062





MOLLY JACOBSON

R-Sophomore | 6-0
P | R/R

Waukee HS
Waukee, Iowa

Major: Criminology

17

CAREER HIGHS

Innings (High) 5.0 vs. Texas Southern (2/25/23)
Strikeouts (High) 1, 4x, last vs. Texas Southern (2/25/23)
Hits (Low) (Min. 5 IP) 3 vs. Texas Southern (2/25/23)
Runs (Low) (Min. 5 IP) 0 vs. Texas Southern (2/25/23)
Earned Runs (Low) (Min. 5 IP) 0 vs. Texas Southern (2/25/23)
Walks (Low) (Min. 5 IP) 0 vs. Texas Southern (2/25/23)
Number of Pitches (High) 59 vs. Texas Southern (2/25/23)

2023 GAME-BY-GAME STATS

Date	Opponent	Pos	AB	R	H	RBI	2B	3B	HR	BB	SO	CS	HBP	SAC	SF	GDP	K	PO	A	E	Avg	
Feb 17	vs Oklahoma State	p	0	0	0	0	0	0	0	0	0	0	0	0	0	0	0	0	2	0	0	.000
Feb 25	vs Texas Southern	p	0	0	0	0	0	0	0	0	0	0	0	0	0	0	0	0	1	0	0	.000
Totals		1gs	0	0	0	0	0	0	0	0	0	0	0	0	0	0	0	0	3	0	0	.000

On base pct. .000 • Slugging pct. .000

#17 Molly Jacobson - 3 appearances (All games)

Date	Opponent	GS	IP	H	R	ER	BB	SO	2B	3B	HR	WP	BK	HBP	IBB	Score	W-L	Sv	ERA	NP
Feb 11	vs Purdue - Fort Wayn		2.0	3	0	0	0	0	0	0	0	0	0	0	0	9-0	0-0	0	0.00	20
Feb 17	vs Oklahoma State		2.1	4	1	1	0	1	2	0	0	0	0	0	0	9-10	0-1	0	1.62	34
Feb 25	vs Texas Southern		5.0	3	0	0	0	1	0	0	0	0	0	0	0	8-9	1-1	0	0.75	58
Totals		1	9.1	10	1	1	0	2	2	0	0	0	0	0	0	26-10	1-1	0	0.75	-



LYNDSEY GREIN (Grine)

Freshman | 5-7
RHP | R/R

Lincoln-Way Central HS
Mokena, Ill.

Major: Consumer Studies

18

CAREER HIGHS

Innings (High) 7.0, 3x, last vs. East Carolina (2/10/23)
Strikeouts (High) 9 at UNCW (2/9/23)
Hits (Low) (Min. 5 IP) 1, 2x, last vs. Abilene Christian (2/24/23)
Runs (Low) (Min. 5 IP) 0 vs. Abilene Christian (2/24/23)
Earned Runs (Low) (Min. 5 IP) 0, 2x, last vs. ACU (2/24/23)
Walks (Low) (Min. 5 IP) 0 vs. UCLA (2/18/23)
Number of Pitches (High) 105 at UNCW (2/9/23)

2023 GAME-BY-GAME STATS

Date	Opponent	Pos	AB	R	H	RBI	2B	3B	HR	BB	SO	CS	HBP	SAC	SF	GDP	K	PO	A	E	Avg		
Feb 9	at UNCW	p	0	0	0	0	0	0	0	0	0	0	0	0	0	0	0	0	0	0	2	0	.000
Feb 10	vs East Carolina	p	0	0	0	0	0	0	0	0	0	0	0	0	0	0	0	0	0	0	1	0	.000
Feb 17	vs Oklahoma State	p	0	0	0	0	0	0	0	0	0	0	0	0	0	0	0	0	0	0	1	0	.000
Feb 18	vs UCLA	p	0	0	0	0	0	0	0	0	0	0	0	0	0	0	0	0	0	0	2	0	.000
Feb 24	vs Abilene Christian	p	0	0	0	0	0	0	0	0	0	0	0	0	0	0	0	0	0	0	1	0	.000
Totals		4gs	0	0	0	0	0	0	0	0	0	0	0	0	0	0	0	0	0	0	6	0	.000

On base pct. .000 • Slugging pct. .000

#18 Lyndsey Grein - 6 appearances (All games)

Date	Opponent	GS	IP	H	R	ER	BB	SO	2B	3B	HR	WP	BK	HBP	IBB	Score	W-L	Sv	ERA	NP
Feb 9	at UNCW		7.0	4	1	1	1	9	1	1	0	0	0	0	0	5-1	1-0	0	1.00	105
Feb 10	vs East Carolina		7.0	1	2	0	2	2	0	0	0	0	0	0	0	4-2	2-0	0	0.50	79
Feb 17	vs Oklahoma State		4.0	11	9	3	3	1	0	3	0	0	0	0	0	9-10	2-0	0	3.89	93
Feb 18	vs UCLA		5.1	7	2	2	0	6	1	0	1	0	0	0	0	4-8	2-0	0	3.60	104
Feb 24	vs Abilene Christian		5.0	1	0	0	1	7	0	0	0	0	0	0	0	11-0	3-0	0	2.96	70
Feb 25	at Texas		6.0	11	8	6	2	4	1	0	1	1	0	0	0	2-8	3-1	0	3.67	94
Totals		5	34.1	35	22	18	9	31	4	1	5	1	0	0	0	35-29	3-1	0	3.67	-





MADISON HANSON

Junior | 5-11
IF | R/R

Isle of Wight Academy
Smithfield, Va.

Major: Agriculture and Life Sciences

19

CAREER HIGHS

Hits 2 vs. Iowa (2/7/20)
Runs 1, 3x, last vs. Nebraska (2/17/23)
RBIs 2, 2x, last vs. Oklahoma State (2/17/23)
HRs 1, 2x, last vs. Nebraska (2/17/23)
Walks 1, 6x, last vs. USF (2/19/23)
Stolen Bases
Hitting Streak 4 games (2/10/23 - 2/18/23)

2023 GAME-BY-GAME STATS

Date	Opponent	Pos	AB	R	H	RBI	2B	3B	HR	BB	SB	CS	HBP	SAC	SF	GDP	K	PO	A	E	Avg	
Feb 9	vs East Carolina	ph/dh	1	0	0	0	0	0	0	0	0	0	0	0	0	0	0	0	0	0	0	.000
Feb 10	at UNCW	ph	1	0	1	0	1	0	0	0	0	0	0	0	0	0	0	0	0	0	0	.500
Feb 17	vs Oklahoma State	ph/ss	1	1	1	2	0	0	1	0	0	0	0	0	0	0	0	0	0	0	0	.667
Feb 17	vs NEBRASKA	*dh	3	1	1	1	0	0	1	1	0	0	0	0	0	0	0	0	0	0	0	.500
Feb 18	vs UCLA	*dh	2	0	1	1	0	0	0	0	0	0	0	0	0	0	0	0	0	0	0	.500
Feb 18	vs Arizona	*dh	2	0	0	0	0	0	0	0	0	0	0	0	0	0	0	0	0	0	0	.400
Feb 19	vs South Florida	*dh	1	0	0	0	0	0	1	0	0	0	0	0	0	0	1	0	0	0	0	.334
Totals		4gs	11	2	4	4	1	0	2	2	0	0	0	0	0	0	1	0	0	0	0	.364

On base pct. .462 • Slugging pct. 1.000



TRINITY MARTIN

Freshman | 5-8
OF | L/R

Halifax County HS
Nathalie, Va.

Major: Human Development

20

CAREER HIGHS

Hits 1 vs. Abilene Christian (2/24/23)
Runs 1, 2x, last vs. Abilene Christian (2/24/23)
RBIs
HRs
Walks
Stolen Bases
Hitting Streak

Date	Opponent	Pos	AB	R	H	RBI	2B	3B	HR	BB	SB	CS	HBP	SAC	SF	GDP	K	PO	A	E	Avg	
Feb 18	vs UCLA	of	0	1	0	0	0	0	0	0	0	0	0	0	0	0	0	0	0	0	0	.000
Feb 24	vs Abilene Christian	of	1	1	1	0	0	0	0	0	0	0	0	0	0	0	0	0	0	0	0	1.000
Totals		0gs	1	2	1	0	0	0	0	0	0	0	0	0	0	0	0	0	0	0	0	1.000

On base pct. 1.000 • Slugging pct. 1.000





KELSEY BROWN

Senior | 5-6
OF | L/R

Battlefield HS / JMU
Haymarket, Va.

Major: Business Administration

21

- 2022 All-ACC Third Team
- 2022 All-ACC Academic Team
- 2022 Preseason All-ACC
- 2022 Extra Inning Softball Extra Elite 100
- 2021 NFCA All Mid-Atlantic First Team
- 2021 Second-Team All-ACC
- 2021 VaSID First Team All-State
- 2020 VaSID Second Team All-State

CAREER HIGHS

Hits 3, 12x, last vs. North Carolina (3/18/22)
 Runs 3, 3x, last vs. North Carolina (3/18/22)
 RBIs 4, 2x, last vs. North Carolina (3/18/22)
 HRs 1, 2x, last vs. North Carolina (3/18/22)
 Walks 2 vs. No. 13/14 Florida State (2/21/21)
 Stolen Bases 3 vs. Georgia Tech [2] (4/17/21)
 Hitting Streak 14 games (2/21/20 – 3/11/20)

2023 GAME-BY-GAME STATS

Date	Opponent	Pos	AB	R	H	RBI	2B	3B	HR	BB	CS	HBP	SAC	SF	GDP	K	PO	A	E	Avg
Feb 9	vs East Carolina	of	2	0	1	2	0	0	0	0	0	0	0	0	0	0	0	0	0	.500
Feb 9	at UNCW	of	3	1	0	0	0	0	0	1	0	0	0	0	0	1	0	1	0	.200
Feb 10	vs East Carolina	pr/of	0	0	0	0	0	0	0	0	0	0	0	0	0	0	0	0	0	.125
Feb 10	vs East Carolina	pr/of	0	0	0	0	0	0	0	0	0	0	0	0	0	0	0	0	0	.125
Feb 11	vs Purdue - Fort Wayn	of	0	0	0	0	0	0	0	0	0	0	0	0	0	0	0	0	0	.125
Feb 17	vs Oklahoma State	of	0	0	0	0	0	0	0	0	0	0	0	0	0	0	0	0	0	.125
Feb 18	vs UCLA	of	0	0	0	0	0	0	0	0	0	0	0	0	0	0	0	0	0	.125
Feb 18	vs Arizona	ph	1	0	0	0	0	0	0	0	0	0	0	0	0	0	0	0	0	.111
Feb 19	vs South Florida	pr/dh	1	0	1	0	0	0	0	1	0	0	0	0	0	0	0	0	0	.200
Feb 24	vs Abilene Christian	of	0	0	0	0	0	0	0	0	0	0	1	0	0	0	0	0	0	.200
Feb 24	at Texas	pr	0	0	0	0	0	0	0	1	0	0	0	0	0	0	0	0	0	.200
Feb 25	vs Texas Southern	of	2	0	1	0	0	0	0	1	0	0	0	0	0	0	0	0	0	.250
Feb 25	at Texas	pr	0	0	0	0	0	0	0	0	0	0	0	0	0	0	0	0	0	.250
Feb 26	vs Abilene Christian	pr/of	1	1	0	0	0	0	0	0	0	0	0	0	0	0	0	0	0	.531
Totals		5gs	13	2	3	2	0	0	0	5	0	0	1	0	0	1	4	1	0	.231

On base pct. .231 • Slugging pct. .231



MAIJA LOUKO (MAI-ah LOO-koh)

Junior | 5-7
IF | R/R

South Lakes HS
Reston, Va.

Major: Business Information
Technology

22

CAREER HIGHS

Hits
 Runs 1, 22x, last vs. Abilene Christian (2/24/23)
 RBIs
 HRs
 Walks 1 vs. Longwood [2] (4/7/21)
 Stolen Bases 1, 4x, last vs. South Florida (2/19/23)
 Hitting Streak

2023 GAME-BY-GAME STATS

Date	Opponent	Pos	AB	R	H	RBI	2B	3B	HR	BB	CS	HBP	SAC	SF	GDP	K	PO	A	E	Avg
Feb 9	at UNCW	pr	0	0	0	0	0	0	0	0	0	0	0	0	0	0	0	0	0	.000
Feb 17	vs Oklahoma State	pr	0	1	0	0	0	0	0	0	0	0	0	0	0	0	0	0	0	.000
Feb 18	vs UCLA	pr	0	0	0	0	0	0	0	0	0	0	0	0	0	0	0	0	0	.000
Feb 19	vs South Florida	pr	0	1	0	0	0	0	0	1	0	0	0	0	0	0	0	0	0	.000
Feb 24	vs Abilene Christian	pr	0	1	0	0	0	0	0	0	0	0	0	0	0	0	0	0	0	.000
Feb 25	at Texas	pr	0	0	0	0	0	0	0	0	0	0	0	0	0	0	0	0	0	.000
Totals		0gs	0	3	0	0	0	0	0	1	0	0	0	0	0	0	0	0	0	.000

On base pct. .000 • Slugging pct. .000





MORGAN OVERAITIS (Over-EYE-tis)

Senior | 5-4
OF | L/R

Salem HS / Michigan
Canton, Mich.

Major: Public Health

24

2022 All-ACC Second Team
2022 All-ACC Academic Team

CAREER HIGHS

Hits 3, 2x, last vs. Miami OH (2/26/22)
Runs 2, 8x, last vs. Abilene Christian (2/24/23)
RBIs 3, 3x, last vs. Liberty (5/3/22)
HRs 1, 9x, last vs. Arizona (2/18/23)
Walks 2 vs. Virginia (5/16/22)
Stolen Bases 1, 6x, last vs. Syracuse [Game 1] (3/11/22)
Hitting Streak 6 games, 2x, last (4/24/22 - 5/12/22)

2023 GAME-BY-GAME STATS

Date	Opponent	Pos	AB	R	H	RBI	2B	3B	HR	BB	SB	CS	HBP	SAC	SF	GDP	K	PO	A	E	Avg
Feb 9	vs East Carolina	*of	3	2	2	0	1	0	0	0	0	0	0	0	0	0	0	1	0	0	.667
Feb 10	at UNCW	*of	4	0	0	0	0	0	0	0	0	0	0	0	0	0	0	0	0	0	.296
Feb 10	vs East Carolina	*of	4	0	0	0	0	0	0	0	0	0	0	0	0	0	0	1	0	0	.222
Feb 11	vs Purdue - Fort Wayn	*of	2	0	0	1	0	0	0	1	0	0	0	0	0	0	0	0	0	0	.182
Feb 17	vs Oklahoma State	ph	1	0	0	0	0	0	0	0	0	0	0	0	0	0	1	0	0	0	.167
Feb 17	vs NEBRASKA	ph	1	0	0	0	0	0	0	0	0	0	0	0	0	0	0	0	0	0	.154
Feb 18	vs UCLA	ph	1	0	0	0	0	0	0	0	0	0	0	0	0	0	0	1	0	0	.143
Feb 18	vs Arizona	ph	1	1	1	1	0	0	1	0	0	0	0	0	0	0	0	0	0	0	.200
Feb 19	vs South Florida	ph	1	0	0	0	0	0	0	0	0	0	0	0	0	0	0	0	0	0	.188
Feb 24	vs Abilene Christian	*dn	3	2	1	1	0	0	1	0	0	0	0	0	0	1	0	0	0	0	.211
Feb 25	at Texas	*of	3	0	2	1	2	0	0	0	0	0	0	0	0	0	0	2	0	0	.273
Feb 26	vs Abilene Christian	*of	1	0	0	0	0	0	2	0	0	0	0	0	0	0	0	0	0	0	.261
Totals		7gs	23	5	6	4	3	0	1	5	0	0	0	0	0	0	3	4	0	0	.261

On base pct. .393 • Slugging pct. .522



EMMA LEMLEY

Sophomore | 5-6
RHP | R/R

Jefferson Forest HS
Forest, Va.

Major: Sports Media & Analytics

27

2023 USA Softball Top 50 Watch List for Player of the Year
2023 Preseason All-ACC Team
2022 NFCA/Schutt Sports National Freshman of the Year Top 3 Finalist
2022 NFCA Mid-Atlantic Region Second Team
2022 All-ACC Academic Team
2022 ACC Freshman of the Year
2022 All-ACC First Team
2022 ACC All-Freshman Team
2022 VaSID Freshman of the Year
2022 VaSID First Team
2022 ACC Pitcher of the Week (3/9, 3/29, 4/26)

CAREER HIGHS

Innings 8.0 at Texas (2/24/23)
Strikeouts 17 vs. Arizona (2/18/23)
Hits (Low) (Min. 5 IP) 0 at Longwood [Game 1] (3/22/22)
Runs (Low) (Min. 5 IP) 0, 8x, last at UNCW (2/10/23)
Earned Runs (Low) (Min. 5 IP) 0, 8x, last at UNCW (2/10/23)
Walks (Low) (Min. 5 IP) 0, 7x, last vs. USF (2/19/23)
Number of Pitches (High) 137 vs. Virginia (4/15/22)

2023 GAME-BY-GAME STATS

Date	Opponent	Pos	AB	R	H	RBI	2B	3B	HR	BB	SB	CS	HBP	SAC	SF	GDP	K	PO	A	E	Avg
Feb 9	vs East Carolina	*p	0	0	0	0	0	0	0	0	0	0	0	0	0	0	0	0	0	0	0.000
Feb 10	at UNCW	*p	0	0	0	0	0	0	0	0	0	0	0	0	0	0	0	0	0	0	0.000
Feb 19	vs South Florida	*p	0	0	0	0	0	0	0	0	0	0	0	0	0	0	0	0	0	0	0.000
Feb 24	at Texas	*p	0	0	0	0	0	0	0	0	0	0	0	0	0	0	0	0	0	0	0.000
Totals		4gs	0	0	0	0	0	0	0	0	0	0	0	0	0	0	0	0	0	0	0.000

On base pct. .000 • Slugging pct. .000

#27 Emma Lemley - 7 appearances (All games)

Date	Opponent	GS	IP	H	R	ER	BB	SO	2B	3B	HR	WP	BK	HBP	IBB	Score	W/L	Sv	ERA	NP	
Feb 9	vs East Carolina	*	5.0	4	0	0	1	7	0	0	0	0	0	0	0	0	0	0	0.00	92	
Feb 10	at UNCW	*	7.0	1	0	0	0	9	0	0	0	0	0	0	0	0	0	0	0.00	77	
Feb 17	vs NEBRASKA	*	7.0	10	4	4	0	5	0	0	2	0	0	0	0	0	0	0	0	1.47	105
Feb 18	vs Arizona	*	7.0	7	6	6	2	17	3	0	2	1	0	0	0	0	0	0	0	2.69	121
Feb 19	vs South Florida	*	7.0	7	1	1	0	15	1	0	0	1	0	0	0	0	0	0	0	2.33	112
Feb 24	at Texas	*	8.0	7	5	4	1	7	1	0	2	2	0	0	0	0	0	0	0	2.56	121
Feb 26	vs Abilene Christian	*	7.0	2	1	1	2	15	0	0	0	0	0	0	0	0	0	0	0	2.33	115
Totals		7	48.0	38	17	16	6	75	5	0	6	4	0	1	0	0	0	0	0	2.33	-





GRACE CHAVEZ (SHAW-vez)

Senior | 5-9
C | R/R

West Career & Technical Academy
Las Vegas, Nev.

Major: English

28

CAREER HIGHS

Hits 2, 7x, last at George Washington (3/10/20)
Runs 2, 2x, last at George Washington (3/10/20)
RBIs 3, 3x, last vs. No. 13/14 Florida State [2] (2/20/21)
HRs 2 at George Washington (3/10/20)
Walks 2, 2x, last vs. No. 21/23 Northwestern (2/22/20)
Stolen Bases
Hitting Streak 11 games (3/16/19 - 4/6/19)

2023 GAME-BY-GAME STATS

Date	Opponent	Pos	AB	R	H	RBI	2B	3B	HR	BB	SB	CS	HBP	SAC	SF	GDP	K	PO	A	E	Avg	
Feb 9	vs East Carolina	ph	1	0	1	0	0	0	0	0	0	0	0	0	0	0	0	0	0	0	0	1.000
Feb 9	at UNCW	dh	4	0	0	0	0	0	0	0	0	0	0	0	0	0	2	0	0	0	0	.200
Feb 18	vs UCLA	ph	0	0	0	1	0	0	0	0	0	0	0	0	0	1	0	0	0	0	0	.200
Feb 19	vs South Florida	ph	1	0	0	0	0	0	0	0	0	0	0	0	0	0	0	0	0	0	0	.167
Feb 24	at Texas	ph	1	1	2	0	0	1	0	0	0	0	0	0	0	0	0	0	0	0	0	.286
Feb 25	at Texas	ph	1	0	0	0	0	0	0	0	0	0	0	0	0	0	0	0	0	0	0	.250
Totals		1gs	8	1	2	3	0	0	1	0	0	0	0	0	0	1	0	2	0	0	0	.250

On base pct. .222 • Slugging pct. .625



RACHEL CASTINE (Cas-TEEN)

Sophomore | 5-7
U | R/R

Greenbrier Christian Academy
Chesapeake, Va.

Major: Psychology

44

CAREER HIGHS

Hits 1, 4x, last vs. East Carolina (2/10/23)
Runs 2 at Longwood [Game 2] (3/22/22)
RBIs 3 at Longwood [Game 2] (3/22/22)
HRs 1 at Longwood [Game 2] (3/22/22)
Walks 1, 3x, last at UNCW (2/9/23)
Stolen Bases
Hitting Streak 2 games, 2x, last (2/9/23 - 2/10/23)

2023 GAME-BY-GAME STATS

Date	Opponent	Pos	AB	R	H	RBI	2B	3B	HR	BB	SB	CS	HBP	SAC	SF	GDP	K	PO	A	E	Avg		
Feb 9	at UNCW	*ss	2	1	1	0	1	0	0	1	0	0	0	0	0	0	0	1	1	1	0	.500	
Feb 10	vs East Carolina	*3b	3	1	1	0	0	0	0	0	0	0	0	0	0	0	0	0	0	1	0	.333	
Feb 19	vs South Florida	*c	1	0	0	0	0	0	0	0	0	0	0	0	0	0	0	0	0	1	13	0	.333
Feb 24	vs Abilene Christian	c	1	0	0	0	0	0	0	0	0	0	0	0	0	0	0	0	0	0	5	0	.286
Feb 25	vs Texas Southern	c	0	0	0	0	0	0	0	0	0	0	0	0	0	0	0	0	0	0	1	0	.286
Feb 26	vs Abilene Christian	*c	2	0	0	0	0	0	0	0	0	0	0	0	0	0	0	0	0	1	15	0	.222
Totals		4gs	9	2	2	0	1	0	0	1	0	0	0	0	0	0	0	3	35	2	1	.222	

On base pct. .300 • Slugging pct. .333





BRE PECK

Sophomore | 5-10
U | R/R

Spring-Ford HS
Royersford, Pa.

Major: University Studies

88

- 2022 NFCA Mid-Atlantic Region First Team
- 2022 All-ACC Second Team
- 2022 ACC All-Freshman Team
- 2022 VaSID First Team

CAREER HIGHS

Hits 4 at UCF (4/4/22)
 Runs 3, 2x, last vs. Florida State (4/9/22)
 RBIs 4 vs. Syracuse (3/13/22)
 HRs 2 vs. Syracuse (3/13/22)
 Walks 1, 14x, last vs. Abilene Christian (2/24/23)
 Stolen Bases 1, 3x, last vs. Saint Francis (5/20/22)
 Hitting Streak 6 games (5/3/22 - 5/21/22)
 Innings (High) 3.0 vs Purdue Fort Wayne (2/11/23)
 Strikeouts (High) 1, 2x, last vs. UCLA (2/11/23)
 Hits (Low) (Min. 5 IP)
 Runs (Low) (Min. 5 IP)
 Earned Runs (Low) (Min. 5 IP)
 Walks (Low) (Min. 5 IP)
 Number of Pitches (High) 42 vs. Purdue Fort Wayne (2/11/23)

2023 GAME-BY-GAME STATS

Date	Opponent	Pos	AB	R	H	RBI	2B	3B	HR	BB	SB	CS	HBP	SAC	SF	GDP	K	PO	A	E	Avg	
Feb 9	vs East Carolina	*3b	2	2	1	3	0	0	1	1	0	0	0	0	0	0	0	0	2	0	0	.500
Feb 9	at UNCW	*3b	4	1	2	0	0	0	0	0	0	0	1	0	0	0	1	0	1	0	0	.500
Feb 10	at UNCW	*of/3b	4	2	2	1	0	0	1	0	0	0	0	0	0	0	2	2	0	0	0	.500
Feb 10	vs East Carolina	*of	4	0	1	0	0	0	0	0	0	0	0	0	0	0	1	5	0	0	0	.429
Feb 11	vs Purdue - Fort Wayn	*of	2	1	0	0	0	0	0	1	0	0	0	0	0	0	0	0	0	0	0	.375
Feb 17	vs Oklahoma State	*of/dh	4	1	2	1	0	0	1	0	0	0	0	0	0	0	0	1	2	0	0	.400
Feb 17	vs NEBRASKA	*of	4	1	1	1	0	0	1	0	0	0	0	0	0	0	0	1	0	0	0	.375
Feb 18	vs UCLA	*of	3	1	1	0	1	0	0	0	0	0	0	0	0	0	1	0	1	0	0	.370
Feb 18	vs Arizona	*of	3	0	0	0	0	0	1	0	0	0	0	0	0	0	0	1	0	0	0	.345
Feb 19	vs South Florida	*of	3	1	1	0	0	0	0	0	0	0	0	0	0	0	1	0	0	0	0	.344
Feb 24	vs Abilene Christian	*of	1	2	1	0	1	0	1	0	0	0	0	0	0	0	0	0	0	0	0	.364
Feb 24	at Texas	*of	4	1	0	0	0	0	0	0	0	0	0	0	0	0	0	0	0	1	0	.417
Totals			12gs	37	13	12	6	2	0	4	4	0	1	0	0	0	8	10	4	0	0	.354

On base pct. .390 • Slugging pct. .703

#88 Bre Peck - 2 appearances (All games)

Date	Opponent	GS	IP	H	R	ER	BB	SO	2B	3B	HR	WP	BK	HBP	IBB	Score	W-L	Sv	ERA	NP
Feb 11	vs Purdue - Fort Wayn	1	3.0	2	0	0	0	1	0	0	0	0	0	0	0	9-0	1-0	0	0.00	42
Feb 18	vs UCLA	1	0.2	8	6	4	1	1	1	0	0	0	0	0	0	4-8	1-1	0	7.64	33
Totals		2	3.2	10	6	4	1	2	1	0	0	0	0	0	0	13-8	1-1	0	7.64	-



EMMA RITTER

Junior | 5-9
OF | R/R

John Carroll HS
Perryville, Md.

Major: Agribusiness Management

90

- 2023 USA Softball Top 50 Watch List for Player of the Year
- 2023 Preseason All-ACC Team
- 2022 NFCA Third Team All-American
- 2022 NFCA Mid-Atlantic Region First Team
- 2022 All-ACC First Team
- 2022 VaSID Player of the Year
- 2022 VaSID First Team

CAREER HIGHS

Hits 3, 8x, last vs. Oklahoma State (2/17/23)
 Runs 3, 3x, last vs. Purdue Fort Wayne (2/11/23)
 RBIs 4, 2x, last vs. Syracuse [Game 1] (3/11/22)
 HRs 2 vs. Florida (5/27/22)
 Walks 2, 4x, last vs. Louisville (4/22/22)
 Stolen Bases 2, 6x, last vs. Saint Francis (5/20/22)
 Hitting Streak 7 games, 2x, last (2/9/23 - 2/18/23)

2023 GAME-BY-GAME STATS

Date	Opponent	Pos	AB	R	H	RBI	2B	3B	HR	BB	SB	CS	HBP	SAC	SF	GDP	K	PO	A	E	Avg	
Feb 9	vs East Carolina	*of	3	0	0	0	0	0	0	0	0	0	0	0	0	0	0	0	1	0	0	.000
Feb 9	at UNCW	*of	4	1	2	2	1	0	1	0	0	0	0	0	0	0	0	0	0	0	0	.286
Feb 10	at UNCW	*of/of	3	1	2	0	1	0	0	0	0	0	0	0	0	0	0	0	1	0	0	.400
Feb 10	vs East Carolina	*of/of	4	1	1	1	0	1	0	0	0	0	0	0	0	0	0	0	1	0	0	.357
Feb 11	vs Purdue - Fort Wayn	*of/of	3	3	3	1	0	0	1	0	1	0	0	0	0	0	0	0	0	0	0	.471
Feb 17	vs Oklahoma State	*of/of	4	0	3	1	1	0	0	0	0	0	0	0	0	0	0	0	0	0	0	.524
Feb 17	vs NEBRASKA	*of	4	0	1	0	0	0	0	0	0	0	0	0	0	0	0	0	2	0	0	.480
Feb 18	vs UCLA	*of/of	3	0	1	0	0	0	0	0	0	0	0	1	0	0	0	0	2	0	0	.464
Feb 18	vs Arizona	*of	3	0	0	0	0	0	0	0	0	0	0	0	0	0	0	0	2	0	0	.419
Feb 19	vs South Florida	*of	4	1	1	1	0	0	0	0	0	0	0	0	0	0	0	0	1	0	0	.400
Feb 24	vs Abilene Christian	*of/of	2	1	1	1	1	0	1	1	0	0	0	0	0	0	0	0	0	0	0	.405
Feb 24	at Texas	*of	4	1	1	0	0	0	0	1	0	0	0	0	0	0	0	0	5	0	0	.390
Feb 25	vs Texas Southern	*of	3	2	2	2	0	1	1	0	0	0	0	0	0	0	0	0	2	0	0	.409
Feb 26	vs Abilene Christian	*of	4	0	1	0	0	0	0	0	1	0	0	0	0	0	0	0	2	0	0	.417
Totals			15gs	52	11	21	9	4	2	3	1	4	0	1	0	0	0	0	20	0	0	.404

On base pct. .426 • Slugging pct. .731





CAMERON FAGAN (Faye-gin)

Junior | 5-8
IF | L/R

Dunnellon HS
Dunnellon, Fla.

Major: Agribusiness Management

97

- 2023 Preseason All-ACC Team
- 2022 NFCA Mid-Atlantic Region First Team
- 2022 All-ACC Second Team
- 2022 VaSID First Team
- 2022 Preseason All-ACC
- NFCA All Mid-Atlantic First Team
- Second-Team All-ACC
- ACC All-Freshman
- Schutt Sports/NFCA Division I Freshman of the Year Top 30
- 2021 VaSID First Team All-State

CAREER HIGHS

Hits 4, 3x, last at Liberty (4/12/22)
 Runs 3, 4x, last vs. Miami OH (2/26/22)
 RBIs 3 vs. Liberty (5/3/22)
 HRs 1, 12x, last at UNCW (2/9/23)
 Walks 2, 4x, last vs. Purdue Fort Wayne (2/11/23)
 Stolen Bases 2, 2x, last vs. Pitt [2] (3/20/21)
 Hitting Streak 14 games (3/13/21 - 5/1/21)

2023 GAME-BY-GAME STATS

Date	Opponent	Pos	AB	R	H	RBI	2B	3B	HR	BB	SB	CS	HBP	SAC	SF	GDP	K	PO	A	E	Avg
Feb 9	vs East Carolina	*2b	2	1	0	0	0	0	0	1	0	0	0	0	0	0	0	1	0	0	.000
Feb 9	at UNCW	*2b	4	1	2	2	0	0	1	0	0	0	0	0	0	0	0	1	3	0	.333
Feb 10	at UNCW	*2b	4	0	2	2	1	0	0	0	0	0	0	0	0	0	0	1	3	0	.400
Feb 10	vs East Carolina	*2b	3	0	0	0	0	0	1	0	0	0	0	0	0	0	0	2	3	0	.306
Feb 11	vs Purdue - Fort Wayn	*2b	1	2	1	1	0	0	2	0	0	0	0	0	0	0	0	0	1	4	.357
Feb 17	vs Oklahoma State	*2b	4	1	1	0	0	0	0	0	0	0	0	0	0	0	0	3	3	0	.333
Feb 17	vs NEBRASKA	*2b	4	2	3	0	0	0	0	0	0	0	0	0	0	0	0	2	2	0	.409
Feb 18	vs UCLA	*2b	3	0	0	0	0	0	1	0	0	0	0	0	0	0	0	1	2	0	.360
Feb 18	vs Arizona	*2b	3	0	1	0	0	0	0	0	0	0	0	0	0	0	0	0	0	0	.357
Feb 19	vs South Florida	*2b	3	0	2	1	0	0	0	0	0	0	0	0	0	0	0	1	0	0	.387
Feb 24	vs Abilene Christian	*2b	3	0	0	0	0	0	0	0	0	0	0	0	0	0	0	1	0	0	.353
Feb 24	at Texas	*2b	4	0	1	1	0	0	0	0	0	0	0	0	0	0	3	0	1	0	.342
Feb 25	vs Texas Southern	*2b	2	1	1	1	0	0	1	0	0	0	0	0	0	0	0	0	4	0	.350
Feb 25	at Texas	*2b	4	0	0	0	0	0	0	0	0	0	0	0	0	0	1	1	1	0	.318
Feb 26	vs Abilene Christian	*2b	2	0	0	0	0	0	1	1	0	0	0	0	0	0	0	0	0	0	.304
Totals		15gs	46	8	14	8	2	0	1	7	1	0	0	0	0	0	6	18	21	0	.304

On base pct. .396 • Slugging pct. .413



NCAA STATS

Batting Average (292 ranked)	51	6	0.303	Oklahoma St.	0.394	Clemson	0.377
Double Plays per Game (268 ranked)	125	6	0.27	Oakland	1.25	Boston College	0.47
Doubles (290 ranked)	49	5	20	Florida St.	46	Florida St.	46
Doubles per Game (291 ranked)	82	7	1.33	Miami (OH)	2.70	Florida St.	2.56
Earned Run Average (292 ranked)	95	8	2.86	Auburn	0.81	Clemson	0.96
Fielding Percentage (292 ranked)	16	3	0.982	Mount St. Mary's	0.991	Clemson	0.986
Hit Batters (286 ranked)	1	1	1	13 teams tied	1	Virginia Tech	1
Home Runs per game (271 ranked)	2	1	1.80	Arizona St.	1.92	Virginia Tech	1.80
On Base Percentage (292 ranked)	92	8	0.366	Florida	0.500	Clemson	0.456
Scoring (292 ranked)	44	4	5.87	Florida	9.21	Clemson	7.56
Shutouts (138 ranked)	16	1	5	Auburn	10	5 teams tied	5
Slugging Percentage (292 ranked)	13	3	0.570	Oklahoma	0.682	Clemson	0.632
Stolen Bases per Game (291 ranked)	148	9	0.93	George Mason	4.70	Virginia	2.53
Strikeout-to-Walk Ratio (292 ranked)	5	1	6.88	Auburn	13.00	Virginia Tech	6.88
Triple Plays (1 ranked)				FGCU Texas Tech	1 1		
Triples per Game (220 ranked)	105	6	0.20	UC Santa Barbara	1.00	Virginia	0.53
WL Percentage (282 ranked)	46	4	0.733	USC Upstate Hartford	1.000 1.000	Clemson	0.938
Walks (28 ranked)				UTSA	85	Florida St.	74

Batting Average (150 ranked)				Sydney McKinney, Wichita St.	0.708	Sarah Seamans, Pittsburgh	0.523	
Caught Stealing By (15 ranked)				Logan Champion, Samford Olivia Robison, Idaho St.	8 8			
Doubles (17 ranked)				Alexia Castro, LIU Mackenzie Donihoo, Tennessee Lauren Lucas, Wichita St.	9 9 9	Kalei Harding, Florida St. Kaley Mudge, Florida St. Hallie Wacaser, Florida St.	7 7 7	
Doubles Per Game (126 ranked)				Cami Neal, Columbia	0.80	Hallie Wacaser, Florida St.	0.44	
Earned Run Average (147 ranked)				8 players tied	0.00	Cassidy Curd, Duke	0.60	
Hit Batters (0 ranked)								
Hit by Pitch per Game (146 ranked)				Katie Taylor, Tennessee	0.67	Carlii Kloss, Notre Dame	0.50	
Hits (113 ranked)	Emma Ritter Jayme Bailey	34 113	3 10	21 17	Sydney McKinney, Wichita St.	34 Valerie Cagle, Clemson	27	
Hits Allowed Per Seven Innings (148 ranked)				Julia Thompson, Niagara	1.24	Eden Bigham, Virginia	2.50	
Home Runs (242 ranked)	Kelsey Bennett Addy Greene Bre Peck Jayme Bailey Emma Ritter Madison Hanson Emma Jackson Teagan Thrunck	58 58 58 123 123 242 242 242	9 9 9 17 17 29 29 29	4 4 4 3 3 2 2 2	Jordyn VanHook, Arizona St.	9 Valerie Cagle, Clemson	7	
Home Runs Per Game (128 ranked)	Kelsey Bennett Bre Peck Addy Greene	49 49 84	5 5 11	0.33 0.33 0.29	Jordyn VanHook, Arizona St.	0.69 Valerie Cagle, Clemson	0.44	
Innings Pitched (30 ranked)	Emma Lemley	21	1	48.0	Sydney Nester, Marshall Isabella Smith, Campbell	58.2 58.2	Emma Lemley, Virginia Tech	48.0
On Base Percentage (140 ranked)				Abigail PERRY, Mount St. Mary's	0.786	Sarah Seamans, Pittsburgh	0.596	
RBI's (24 ranked)				Shaylon Govan, Baylor	29	Valerie Cagle, Clemson	20	
Runs Batted In Per Game (145 ranked)				Shaylon Govan, Baylor	2.07	Valerie Cagle, Clemson	1.25	
Runs per Game (145 ranked)	Bre Peck	49	4	1.08	Leighann Goode, Texas	1.62	Maddie Moore, Clemson	1.25
Sacrifice Bunts per game (140 ranked)				Leah Bieniewicz, Oakland	0.67	Bailey Drapola, Pittsburgh Kayla Lane, Pittsburgh	0.29 0.29	
Sacrifice Flies (113 ranked)	Addy Greene Jayme Bailey Kelsey Bennett Teagan Thrunck	26 113 113 113	2 10 10 10	2 1 1 1	Joie Fittante, East Carolina Shaylon Govan, Baylor	5 5	Gisele Tapia, Duke	3
Saves (41 ranked)				Keira Bucher, Maryland	6	Eden Bigham, Virginia Kinsey Norton, Georgia Tech Kathryn Sandercock, Florida St.	2 2 2	
Shutouts (14 ranked)	Emma Lemley	14	1	2	Stephanie Schoonover, Kentucky	6 Emma Lemley, Virginia Tech Millie Thompson, Clemson	2 2 2	
Slugging Percentage (297 ranked)	Emma Ritter Bre Peck Jayme Bailey Teagan Thrunck Kelsey Bennett Addy Greene	117 149 203 211 240 249	10 12 17 19 23 24	0.731 0.703 0.659 0.656 0.636 0.634	Jocelyn Erickson, Oklahoma	1.250 Valerie Cagle, Clemson	1.038	
Stolen Bases (90 ranked)				Chelie Senini, Nevada	20	Devyn Flaherty, Florida St.	10	
Stolen Bases Per Game (140 ranked)				Chelie Senini, Nevada	1.43	Kelly Ayer, Virginia	0.62	
Strikeout-to-Walk Ratio (150 ranked)	Emma Lemley	23	3	12.50	9 players tied	0.00	Makenna Reid, Florida St.	34.00
Strikeouts (145 ranked)	Emma Lemley Lyndsey Grein	2 125	1 14	75 31	Megan Faraimo, UCLA	91 Emma Lemley, Virginia Tech	75	
Strikeouts Per Seven Innings (149 ranked)	Emma Lemley	21	3	10.9	Donnie Gbourne, South Carolina	14.7	Makenna Reid, Florida St.	12.5
Total Bases (134 ranked)	Emma Ritter Jayme Bailey	28 117	3 14	38 29	Valerie Cagle, Clemson	55 Valerie Cagle, Clemson	55	
Toughest to Strike Out (146 ranked)	Jayme Bailey	91	7	22.0	Baylee Klingler, Washington	55.0	Abigail Knight, Boston College	46.0
Triples (17 ranked)	Emma Ritter	17	2	2	Taylor Edwards, East Carolina Chloe Stewart, UC Santa Barbara	4 4	Kailyn Jones, Virginia	3
Triples Per Game (133 ranked)	Emma Ritter	71	3	0.13	Kelsey Galevich, Hartford	0.50	Kailyn Jones, Virginia	0.20
Victories (27 ranked)	Emma Lemley	11	1	6	Megan Faraimo, UCLA	9 Valerie Cagle, Clemson Emma Lemley, Virginia Tech	6 6 6	
Walks Allowed Per Seven Innings (149 ranked)	Emma Lemley	57	7	0.88	9 players tied	0.00	Makenna Reid, Florida St.	0.37

SEASON STATS



VT Softball Overall Statistics for Virginia Tech (as of Feb 26, 2023) (All games Sorted by Batting avg)

Record: 11-4 Home: 0-0 Away: 3-1 Neutral: 8-3 Conference: 0-0

Player	avg	gp-gs	ab	r	h	2b	3b	hr	rbi	tb	slg%	bb	hp	so	gdp	ob%	sf	sh	sb-att	po	a	e	fld%	
7 Teagan Thrunk	.406	14-14	32	11	13	2	0	2	8	21	.656	3	1	5	0	.459	1	0	1-2	12	25	3	.925	
90 Emma Ritter	.404	15-15	52	11	21	4	2	3	9	38	.731	1	1	0	0	.426	0	0	4-4	20	0	0	1.000	
2 Jayme Bailey	.386	15-15	44	9	17	1	1	3	13	29	.659	2	1	2	0	.417	1	0	2-2	88	2	0	1.000	
88 Bre Peck	.324	12-12	37	13	12	2	0	4	6	26	.703	4	0	8	0	.390	0	0	0-1	10	4	0	1.000	
6 Addy Greene	.317	14-13	41	8	13	1	0	4	11	26	.634	1	1	4	0	.333	2	0	0-0	10	4	1	.933	
97 Cameron Fagan	.304	15-15	46	8	14	2	0	1	8	19	.413	7	0	6	0	.396	0	0	1-1	18	21	0	1.000	
24 Morgan Overaitis	.261	12-7	23	5	6	3	0	1	4	12	.522	5	0	3	0	.393	0	0	0-0	4	0	0	1.000	
8 Kelsey Bennett	.242	12-12	33	4	8	1	0	4	9	21	.636	1	0	4	0	.257	1	0	0-0	10	10	1	.952	
11 Kylie Aldridge	.048	13-12	21	2	1	1	0	0	0	2	.095	8	0	3	1	.310	0	0	0-0	69	4	1	.986	

20 Trinity Martin	1.000	2-0	1	2	1	0	0	0	0	1	1.000	0	0	0	0	1.000	0	0	0-0	0	0	0	.000	
19 Madison Hanson	.364	7-4	11	2	4	1	0	2	4	11	1.000	2	0	1	0	.462	0	0	0-0	0	0	0	.000	
14 Emma Jackson	.308	7-4	13	3	4	1	0	2	4	11	.846	1	0	1	0	.357	0	0	0-0	1	0	0	1.000	
28 Grace Chavez	.250	6-1	8	1	2	0	0	1	3	5	.625	0	0	2	0	.222	1	0	0-0	0	0	0	.000	
21 Kelsey Brown	.231	14-5	13	2	3	0	0	0	2	3	.231	0	0	1	0	.231	0	1	5-5	4	1	0	1.000	
44 Rachel Castine	.222	6-4	9	2	2	1	0	0	0	3	.333	1	0	3	0	.300	0	0	0-0	35	2	1	.974	
16 Meredith Slaw	.063	10-4	16	1	1	0	0	0	0	1	.063	2	1	1	0	.211	0	0	0-0	2	0	0	1.000	
15 Emma Yates	.000	2-0	1	1	0	0	0	0	0	0	.000	0	0	0	0	.000	0	0	0-0	2	0	0	1.000	
12 Shanan Hester	.000	1-0	1	0	0	0	0	0	0	0	.000	0	0	0	0	.000	0	0	0-0	0	0	0	.000	
17 Molly Jacobson	.000	3-1	0	0	0	0	0	0	0	0	.000	0	0	0	0	.000	0	0	0-0	0	3	0	1.000	
27 Emma Lemley	.000	7-7	0	0	0	0	0	0	0	0	.000	0	0	0	0	.000	0	0	0-0	1	7	0	1.000	
18 Lyndsey Grein	.000	6-5	0	0	0	0	0	0	0	0	.000	0	0	0	0	.000	0	0	0-0	0	6	0	1.000	
22 Maija Louko	.000	6-0	0	3	0	0	0	0	0	0	.000	0	0	0	0	.000	0	0	1-1	0	0	0	.000	
5 Jenna Pearson	.000	4-0	0	0	0	0	0	0	0	0	.000	0	0	0	0	.000	0	0	0-0	0	0	0	.000	
Totals	.303	15	402	88	122	20	3	27	81	229	.570	38	5	44	1	.366	6	1	14-16	286	89	7	.982	
Opponents	.248	15	375	46	93	12	1	11	43	140	.373	16	1	110	1	.278	4	3	6-7	282	107	21	.949	

LOB - Team (83), Opp (68). DPs turned - Team (4), Opp (5).

(All games Sorted by Earned run avg)

Player	era	w-l	app	gs	cg	sho	sv	ip	h	r	er	bb	so	2b	3b	hr	b/avg	wp	hp	bk	sfa	sha
17 Molly Jacobson	0.75	1-1	3	1	1	1/1	0	9.1	10	1	1	0	2	2	0	0	.286	0	0	0	0	1
27 Emma Lemley	2.33	6-1	7	7	7	2/0	0	48.0	38	17	16	6	75	5	0	6	.208	4	1	0	2	0
18 Lyndsey Grein	3.67	3-1	6	5	4	1/0	0	34.1	35	22	18	9	31	4	1	5	.257	1	0	0	2	2
88 Bre Peck	7.64	1-1	2	2	0	0/1	0	3.2	10	6	4	1	2	1	0	0	.476	0	0	0	0	0
Totals	2.86	11-4	15	15	12	5/1	0	95.1	93	46	39	16	110	12	1	11	.248	5	1	0	4	3
Opponents	5.29	4-11	15	15	5	0/0	0	94.0	122	88	71	38	44	20	3	27	.303	3	5	0	6	1

SBA/ATT - K. Aldridge (4-5), L. Grein (2-3), E. Lemley (3-3), R. Castine (2-2), B. Peck (1-1).

Player	c	po	a	e	fld%	dp	sba	csb	sba%	pb	ci
2 Jayme Bailey	90	88	2	0	1.000	4	0	0	.000	0	0
97 Cameron Fagan	39	18	21	0	1.000	3	0	0	.000	0	0
90 Emma Ritter	20	20	0	0	1.000	0	0	0	.000	0	0
88 Bre Peck	14	10	4	0	1.000	0	1	0	1.000	0	0
18 Lyndsey Grein	7	1	6	0	1.000	0	2	1	.667	0	0
27 Emma Lemley	7	0	7	0	1.000	0	3	0	1.000	0	0
21 Kelsey Brown	5	4	1	0	1.000	0	0	0	.000	0	0
24 Morgan Overaitis	4	4	0	0	1.000	0	0	0	.000	0	0
17 Molly Jacobson	3	0	3	0	1.000	0	0	0	.000	0	0
15 Emma Yates	2	2	0	0	1.000	0	0	0	.000	0	0
16 Meredith Slaw	2	2	0	0	1.000	0	0	0	.000	0	0
14 Emma Jackson	1	1	0	0	1.000	0	0	0	.000	0	0
11 Kylie Aldridge	74	69	4	1	.986	0	4	1	.800	0	0
44 Rachel Castine	38	35	2	1	.974	0	2	0	1.000	0	0
8 Kelsey Bennett	21	10	10	1	.952	0	0	0	.000	0	0
6 Addy Greene	15	10	4	1	.933	1	0	0	.000	0	0
7 Teagan Thrunk	40	12	25	3	.925	3	0	0	.000	0	0
28 Grace Chavez	0	0	0	0	.000	0	0	0	.000	0	0
20 Trinity Martin	0	0	0	0	.000	0	0	0	.000	0	0
19 Madison Hanson	0	0	0	0	.000	0	0	0	.000	0	0
12 Shanan Hester	0	0	0	0	.000	0	0	0	.000	0	0
22 Maija Louko	0	0	0	0	.000	0	0	0	.000	0	0
5 Jenna Pearson	0	0	0	0	.000	0	0	0	.000	0	0
Totals	382	286	89	7	.982	4	6	1	.857	0	0
Opponents	410	282	107	21	.949	5	14	2	.875	0	0



SITUATIONAL STATS



VT Softball Batting Analysis for Virginia Tech (as of Feb 27, 2023) (All games Sorted by Player Name)

Player	vs left			vs right			w/runners			w/bases empty			w/bases loaded			as leadoff			fly	gnd	fly/		
	h	ab	avg	h	ab	avg	h	ab	avg	h	ab	avg	h	ab	avg	h	ab	avg	rch	ops	pct	out	out
11 Kylie Aldridge	0	6	.000	1	15	.067	1	11	.091	0	10	.000	0	0	.000	2	4	.500	11	5	2.2		
2 Jayme Bailey	5	12	.417	12	32	.375	10	21	.476	7	23	.304	0	2	.000	5	16	.313	14	12	1.2		
8 Kelsey Bennett	2	8	.250	6	25	.240	3	18	.167	5	15	.333	0	0	.000	3	5	.600	14	7	2.0		
21 Kelsey Brown	2	2	1.000	1	11	.091	2	8	.250	1	5	.200	1	1	1.000	0	2	.000	3	6	0.5		
44 Rachel Castine	1	4	.250	1	5	.200	1	5	.200	1	4	.250	0	1	.000	0	0	.000	3	1	3.0		
28 Grace Chavez	2	3	.667	0	5	.000	2	4	.500	0	4	.000	0	0	.000	0	2	.000	4	1	4.0		
97 Cameron Fagan	1	13	.077	13	33	.394	8	21	.381	6	25	.240	0	1	.000	2	7	.286	8	17	0.5		
6 Addy Greene	3	12	.250	10	29	.345	9	23	.391	4	18	.222	0	0	.000	0	1	.000	13	11	1.2		
19 Madison Hanson	1	3	.333	3	8	.375	1	5	.200	3	6	.500	0	0	.000	0	1	.000	0	5	0.0		
12 Shanan Hester	0	0	.000	0	1	.000	0	0	.000	0	1	.000	0	0	.000	0	1	.000	1	0	99.9		
14 Emma Jackson	1	4	.250	3	9	.333	1	7	.143	3	6	.500	0	0	.000	2	5	.400	3	5	0.6		
20 Trinity Martin	0	0	.000	1	1	1.000	1	1	1.000	0	0	.000	0	0	.000	0	0	.000	0	0	0.0		
24 Morgan Overaitis	1	3	.333	5	20	.250	3	12	.250	3	11	.273	0	1	.000	3	7	.429	10	3	3.3		
88 Bre Peck	2	11	.182	10	26	.385	2	15	.133	10	22	.455	0	2	.000	5	9	.556	9	4	2.2		
90 Emma Ritter	5	15	.333	16	37	.432	7	17	.412	14	35	.400	0	1	.000	6	21	.286	20	10	2.0		
16 Meredith Slaw	0	1	.000	1	15	.067	1	9	.111	0	7	.000	0	1	.000	0	2	.000	5	9	0.6		
7 Teagan Thrunk	4	9	.444	9	23	.391	5	13	.385	8	19	.421	0	2	.000	7	11	.636	4	9	0.4		
15 Emma Yates	0	0	.000	0	1	.000	0	1	.000	0	0	.000	0	0	.000	0	0	.000	0	1	0.0		
Totals	30	106	.283	92	296	.311	57	191	.298	65	211	.308	1	12	.083	35	94	.372	122	106	1.2		
Opponents	0	0	.000	93	375	.248	42	155	.271	51	220	.232	3	6	.500	33	95	.347	86	85	1.0		

Player	pinch hitting			w/runners in scoring pos			w/runner on 3rd and LT 2 out			with 2 outs			success adv runners			2- mrs			rch	rch	kl		
	h	ab	avg	h	ab	avg	rbi	ops	pct	h	ab	avg	adv	ops	pct	out	adv	rbi	out	adv	rbi	err	fc
11 Kylie Aldridge	0	0	.000	0	2	.000	0	1	.000	0	4	.000	6	13	.462	0	3	3	0	1	1		
2 Jayme Bailey	0	0	.000	8	16	.500	1	2	.500	4	13	.308	14	22	.636	3	5	9	0	1	0		
8 Kelsey Bennett	0	0	.000	2	15	.133	2	4	.500	1	9	.111	7	20	.350	1	5	5	1	1	2		
21 Kelsey Brown	0	1	.000	2	8	.250	1	1	1.000	0	4	.000	4	9	.444	0	3	4	1	0	0		
44 Rachel Castine	0	0	.000	1	3	.333	0	1	.000	0	3	.000	1	5	.200	0	0	1	0	0	0		
28 Grace Chavez	2	4	.500	1	3	.333	1	1	1.000	0	1	.000	3	5	.600	0	1	1	0	0	1		
97 Cameron Fagan	0	0	.000	5	12	.417	1	3	.333	8	14	.571	11	22	.500	5	3	6	1	2	0		
6 Addy Greene	0	0	.000	2	7	.286	3	3	1.000	4	18	.222	15	25	.600	3	4	5	2	0	0		
19 Madison Hanson	1	2	.500	1	4	.250	1	1	1.000	2	4	.500	2	5	.400	3	0	2	1	2	0		
12 Shanan Hester	0	1	.000	0	0	.000	0	0	.000	0	0	.000	0	0	.000	0	0	0	0	0	0		
14 Emma Jackson	0	1	.000	1	5	.200	0	0	.000	1	3	.333	4	7	.571	3	3	2	0	1	0		
20 Trinity Martin	0	0	.000	0	0	.000	0	0	.000	0	0	.000	1	1	1.000	0	0	0	0	0	0		
24 Morgan Overaitis	1	5	.200	1	7	.143	1	1	1.000	1	9	.111	5	12	.417	1	3	5	1	0	0		
88 Bre Peck	0	0	.000	1	8	.125	0	1	.000	3	14	.214	6	17	.353	0	0	16	4	0	0		
90 Emma Ritter	0	0	.000	4	13	.308	1	2	.500	7	18	.389	8	17	.471	2	0	12	0	1	0		
16 Meredith Slaw	0	5	.000	0	6	.000	0	1	.000	0	6	.000	5	10	.500	0	3	4	0	0	0		
7 Teagan Thrunk	0	0	.000	5	9	.556	2	5	.400	4	9	.444	9	14	.643	4	3	4	2	3	0		
15 Emma Yates	0	0	.000	0	1	.000	0	0	.000	0	1	.000	0	1	.000	0	0	1	0	0	0		
Totals	4	19	.211	34	119	.286	14	27	.519	35	130	.269	101	205	.493	25	36	83	13	12	4		
Opponents	2	15	.133	22	90	.244	9	24	.375	21	114	.184	67	167	.401	11	22	68	3	9	25		

Success Advancing Runners = percentage of times the batter advanced at least one runner during a plate appearance
 #Rnrs Adv w/Out = TOTAL number of runners advanced when the player made an out



SITUATIONAL STATS




VT Softball
Pitching Analysis for Virginia Tech (as of Feb 27, 2023)
(All games Sorted by Player Name)

Player	vs left			vs right			w/runners			w/bases empty			vs leadoff			with 2 outs			fly	gnd	fly/	
	h	ab	avg	h	ab	avg	h	ab	avg	h	ab	avg	rch	ops	pct	h	ab	avg	out	out	gnd	gdp
18 Lyndsey Grein	18	54	.333	17	82	.207	16	66	.242	19	70	.271	16	34	.471	6	40	.150	35	35	1.0	0
17 Molly Jacobson	2	6	.333	8	29	.276	2	11	.182	8	24	.333	4	10	.400	5	14	.357	5	19	0.3	1
27 Emma Lemley	22	81	.272	16	102	.157	17	65	.262	21	118	.178	12	47	.255	9	57	.158	43	26	1.7	0
88 Bre Peck	6	11	.545	4	10	.400	7	13	.538	3	8	.375	1	4	.250	1	3	.333	3	5	0.6	0
Totals	48	152	.316	45	223	.202	42	155	.271	51	220	.232	33	95	.347	21	114	.184	86	85	1.0	1
Opponents	39	161	.242	83	241	.344	57	191	.298	65	211	.308	35	94	.372	35	130	.269	122	106	1.2	1

Player	app	gs	ip/app	*h/g	*r/g	*er/g	*bb/g	*so/g	k/bb	*2b/g	*3b/g	*hr/g	*fo/g	*go/g	*bf/g	sba	att	pct
18 Lyndsey Grein	6	5	5.72	7.14	4.49	3.67	1.83	6.32	3.4	0.82	0.20	1.02	7.14	7.14	30.38	2	3	.667
17 Molly Jacobson	3	1	3.11	7.50	0.75	0.75	0.00	1.50	99.0	1.50	0.00	0.00	3.75	14.25	27.00	0	0	.000
27 Emma Lemley	7	7	6.86	5.54	2.48	2.33	0.88	10.94	12.5	0.73	0.00	0.88	6.27	3.79	28.00	3	3	1.000
88 Bre Peck	2	2	1.83	19.09	11.45	7.64	1.91	3.82	2.0	1.91	0.00	0.00	5.73	9.55	42.00	1	1	1.000
Totals	15	15	6.36	6.83	3.38	2.86	1.17	8.08	6.9	0.88	0.07	0.81	6.31	6.24	29.30	6	7	.857
Opponents	15	15	6.27	9.09	6.55	5.29	2.83	3.28	1.2	1.49	0.22	2.01	9.09	7.89	33.66	14	16	.875

* = average based on 7-inning game





2
Jayme BAILEY
U | 5-5 | Sr.
Scott Depot, W.Va.
JAY-me

5
Jenna PEARSON
U | 5-8 | R-So.
North Stafford, Va.

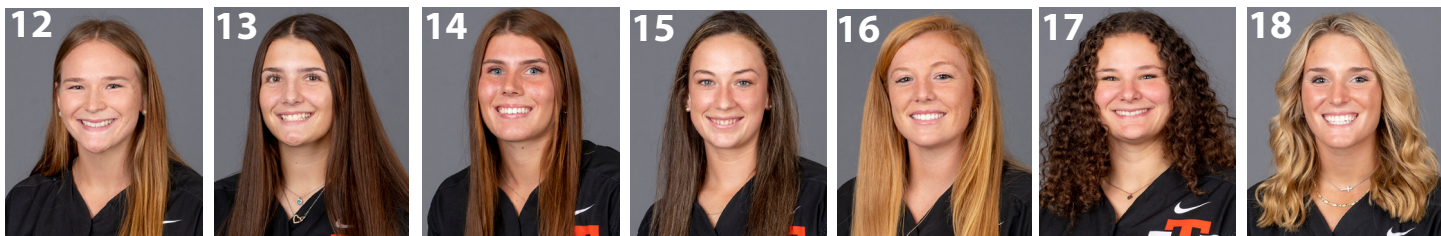
6
Addy GREENE
OF | 5-9 | Jr.
Suffolk, Va.

7
Teagan THRUNK
IF | 5-8 | Fr.
Point Pleasant, N.J.
Tee-gan

8
Kelsey BENNETT
IF | 5-5 | Sr.
Buford, Ga.

10
Megan FURR
OF | 5-7 | Fr.
Centreville, Va.

11
Kylie ALDRIDGE
C | 5-11 | Fr.
Fayetteville, N.C.
All-dridge



12
Shanan Hester
UT | 5-6 | Gr.
Wendell, N.C.
Shanan (Shannon)

13
Payton LIST
P | 5-11 | Fr.
Beaver, Pa.

14
Emma JACKSON
OF | 5-8 | Fr.
Chincoteague, Va.

15
Emma YATES
C | 5-6 | Jr.
Fairfax Station, Va.

16
Meredith SLAW
IF | 5-11 | Sr.
Warsaw, Va.

17
Molly JACOBSON
P | 6-0 | R-So.
Waukee, Iowa

18
Lyndsey GREIN
P | 5-7 | Fr.
Mokena, Ill.
Grein (rhymes w/ pine)



19
Madison HANSON
IF | 5-11 | Jr.
Smithfield, Va.

20
Trinity MARTIN
OF | 5-8 | Fr.
Nathalie, Va.


21
Kelsey BROWN
OF | 5-6 | Sr.
Haymarket, Va.

22
Maija LOUKO
IF | 5-7 | Jr.
Reston, Va.
MAI-ah LOO-koh

24
Morgan OVERAITIS
OF | 5-4 | Sr.
Canton, Mich.
OH-ver-EYE-tis

27
Emma LEMLEY
P | 5-6 | So.
Forest, Va.

28
Grace CHAVEZ
C | 5-9 | Sr.
Las Vegas, Nev.
SHAW-vez



44
Rachel CASTINE
U | 5-9 | So.
Chesapeake, Va.
Cas-TEEN

88
Bre PECK
U | 5-10 | So.
Royersford, Pa.

90
Emma RITTER
OF | 5-9 | Jr.
Perryville, Md.

97
Cameron FAGAN
IF | 5-8 | Jr.
Dunnellon, Fla.
Faye-gin



Pete D'AMOUR
Head Coach
Fifth Season
Duh-More

Doug GILLIS
Assistant Coach
Fifth Season

Mike LEWIS
Assistant Coach
Third Season

Mackenzie LAWTER
Student Assistant Coach
First Season

