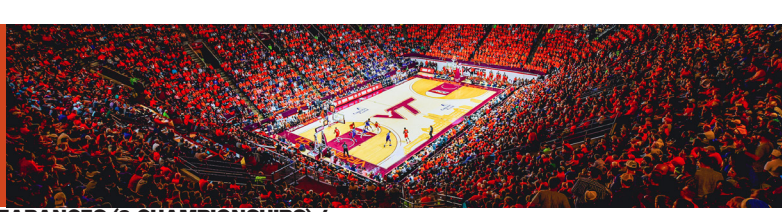




# VIRGINIA TECH

## 2022-23 MEN'S BASKETBALL



13 NCAA APPEARANCES / 13 NIT APPEARANCES (2 CHAMPIONSHIPS) /  
18 ALL-ACC SELECTIONS / 10 ALL-AMERICANS / 20 NBA DRAFT PICKS

GAME 31

### THE MATCHUP

#### VIRGINIA TECH HOKIES

17-13, 7-12 ACC

**Head Coach:** Mike Young (Emory & Henry, 1986)  
**Record at Virginia Tech:** 71-49 (4th Season)  
**Career Record:** 370-293 (21st Season)  
**vs. Florida State:** 1-1

VS

#### FLORIDA STATE SEMINOLES

9-21, 7-12 ACC

**Head Coach:** Leonard Hamilton (UT-Martin, 1971)  
**Record at Florida State:** 404-269 (21st Season)  
**Career Record:** 604-479 (35th Season)  
**vs. Virginia Tech:** 18-8

GAME 31 | VIRGINIA TECH vs. FLORIDA STATE - MARCH 4, 2023 | 4PM | ESPN2 | BLACKSBURG, VA. | CASSELL COLISEUM (8,925)

### BROADCAST INFORMATION

#### TV | ESPN2

Dave O'Brien, PxP  
Cory Alexander, Analyst

#### RADIO | VT Sports Network

Zach Mackey, PxP  
Mike Burnop, Analyst

#### VIDEO STREAM

ESPN.com and ESPN app

#### LIVE STATS

stats.hokiesports.com



@HokiesMBB

@FSUHoops

### PROJECTED STARTERS

Virginia Tech	Ht.	Wt.	Yr.	Hometown	PPG	RPG	Other
G 3 Sean Pedulla	6-1	195	So.	Edmond, Okla.	15.1	3.8	10+ points in 28 games this season
G 0 Hunter Cattoor	6-3	200	Sr.	Orlando, Fla.	10.7	4.0	42.4 3FG% (67-158)
G 2 MJ Collins	6-4	190	Fr.	Clover, S.C.	4.2	2.5	Season-high 12p at Notre Dame
F 25 Justyn Mutts	6-7	220	Sr.	Millville, N.J.	13.1	7.3	8 double-doubles
F 21 Grant Basile	6-9	235	Gr.	Pewaukee, Wis.	16.6	5.5	341p in ACC play (3rd in the league)



### KEY STORYLINES

#### THE SERIES

- Tech defeated Florida State, 85-72, last season for its first win in Tallahassee since Feb. 24, 1990 (84-74).
- The Seminoles lead the all-time series, 36-22, despite seeing their six-game winning streak in the series snapped a year ago.
- The first game of the series was played on Dec. 14, 1968 in Blacksburg - a 77-74 win for the Hokies.
- Tech will be seeking its first win over FSU in Blacksburg since Feb. 20, 2016 (83-73). The Hokies are 14-11 all-time against the Seminoles at home.
- Mike Young is 1-1 vs. FSU. The two sides did not meet during the 2020-21 season.

#### HOKIE HEADLINES

- Grant Basile has scored double figures in 14 straight games. He has broken the 20-point mark in six of the last 11 contests. Over the last 11 games, Basile is averaging 21.4 ppg.
- Basile (seventh) and Sean Pedulla (16th) give the Hokies two of the top 16 scorers in the ACC.
- Hunter Cattoor is first in the league in 3FG% at 42.4% (67-158).
- The Hokies pulled down a season-high 18 offensive rebounds at Louisville, led by Justyn Mutts' seven.
- They also delivered 16 assists vs. five turnovers against the Cardinals.

#### CLIMBING THE LADDER

- Hunter Cattoor is currently fifth all-time in career 3-pointers made in VT history. He became the ninth Hokie to reach 200 for his career at Boston College.

Seasons	Name	3FG
2005-09	A.D. Vassallo	267
2007-11	Malcolm Delaney	264
1986-89	Wally Lancaster	257
2014-18	Justin Bibbs	254
<b>2019-pr.</b>	<b>Hunter Cattoor</b>	<b>240</b>
1999-2003	Brian Chase	239
2014-19	Ahmed Hill	230
2000-05	Carlos Dixon	215
2003-07	Zabian Dowdell	210
2010-14	Jarell Eddie	192

### 2022-23 SCHEDULE

RECORD	17-13
ACC	7-12
NON-CONFERENCE	10-1
HOME	12-4
AWAY	2-9
NEUTRAL	3-0

Date	Opponent	TV	Time/Result
11/7	Delaware State	ACGNX	W, 95-57
11/10	Lehigh	ACGN	W, 78-52
11/13	William & Mary	RSN	W, 94-77
11/17	Old Dominion <sup>1</sup>	ESPN2	W, 75-71
11/18	Penn State <sup>1</sup>	ESPN2	W, 61-59
11/20	at College of Charleston <sup>1</sup>	ESPN2	L, 75-77
11/25	Charleston Southern	ACGN	W, 69-64
11/28	Minnesota <sup>2</sup>	ESPN2	W, 67-57

12/4	#18 North Carolina <sup>*</sup>	ACGN	W, 80-72
12/7	Dayton	ACGN	W, 77-49
12/11	Oklahoma State <sup>3</sup>	ESPN2	W, 70-65
12/17	Grambling State	RSN	W, 74-48
12/21	at Boston College <sup>*</sup>	ACGN	L, 65-70 (OT)
12/31	at Wake Forest	RSN	L, 75-77

1/4	Clemson <sup>*</sup>	ESPNU	L, 65-68
1/7	NC State <sup>*</sup>	RSN	L, 69-73
1/11	at Syracuse <sup>*</sup>	RSN	L, 72-82
1/18	at #10 Virginia <sup>*</sup>	ESPNU	L, 68-78
1/21	at #19 Clemson <sup>*</sup>	ESPN2	L, 50-51
1/23	Duke <sup>*</sup>	ESPN	W, 78-75
1/28	Syracuse <sup>*</sup>	ACGN	W, 85-70
1/31	at #23 Miami <sup>*</sup>	ESPNU	L, 83-92

2/4	#6 Virginia <sup>*</sup>	ESPN2	W, 74-68
2/8	Boston College <sup>*</sup>	ACGN	L, 76-82
2/11	at Notre Dame <sup>*</sup>	RSN	W, 93-87
2/15	at Georgia Tech <sup>*</sup>	ACGN	L, 70-77
2/18	Pitt <sup>*</sup>	ACGN	W, 79-72
2/21	#13 Miami <sup>*</sup>	ESPNU	L, 70-76
2/25	at Duke <sup>*</sup>	ESPN	L, 65-81
2/28	at Louisville <sup>*</sup>	ACGN	W, 71-54

3/4	Florida State <sup>*</sup>	ESPN2	4 PM
3/7-11	ACC Tournament <sup>4</sup>	ESPN	-

All Times Eastern

\* - ACC Game

1 - Shriners Children's Charleston Classic (Charleston, S.C.)

2 - ACC/Big Ten Challenge (Blacksburg, Va.)

3 - Basketball Hall of Fame Invitational (Brooklyn, N.Y.)

4 - New York Life ACC Tournament (Greensboro, N.C.)



### CONTACT INFO

**Brian Cox** | Phone: (540) 250-0624  
Email: bcox90@vt.edu  
Associate AD, Creative Communications

**Will Copeland** | Phone: (757) 814-0930  
Email: cwill99@vt.edu  
Assistant Director, Creative Communications

## QUICK FACTS

### THE BASICS

University Name: Virginia Tech  
 Location: Blacksburg, Va.  
 Founded: 1872  
 Enrollment: 37,000  
 President: Dr. Tim Sands  
 Director of Athletics: Whit Babcock  
 Nickname: Hokies  
 Mascot: Hokie Bird  
 Colors: Chicago Maroon and Burnt Orange  
 Affiliation: NCAA Division I  
 Conference: Atlantic Coast (18th Season)

### FACILITY FACTS

CASSELL COLISEUM  
 Capacity: 8,925  
 Record in Arena: 647-212 (.753)  
 First Game: VT vs. Alabama (Jan. 3, 1962)  
 Largest Crowd: 11,500 (vs. Purdue, Dec. 3, 1966)

### TEAM INFORMATION

2021-22 Record: 23-13  
 Home/Away/Neutral: 11-4/7-6/5-3  
 Conference Record: 11-9  
 Home/Away: 6-4/5-5  
 Conference Finish: 7th  
 Conference Tournament: Champion  
 Starters Returning/Lost: 2/3  
 Letterwinners Returning/Lost: 6/6  
 Newcomers: 9

Total seasons: 115  
 First season: 1908-09  
 All-Time Record: 1,535-1,269  
 All-Time ACC Record: 145-181  
 All-Time ACC Tournament Record: 14-17  
 ACC Championship Game Appearances (Titles): 1 (1 - 2022)  
 NCAA Tournament Appearances (Last): 13 (2022)  
 All-Time NCAA Record: 8-13



## MEDIA INFORMATION

### CREDENTIALS

Outlets interested in obtaining credentials to cover Virginia Tech basketball home games must apply for credentials via: [media.hokiesports.com/credentials](http://media.hokiesports.com/credentials).

You may also email: [bcox90@vt.edu](mailto:bcox90@vt.edu).

All credentials for Virginia Tech home games this season will be issued on a single-game basis, and media seating is extremely limited.

### INTERVIEW POLICY

During ACC play, Mike Young conducts weekly media press conferences, via Zoom. To request the Zoom link for a particular week, please email Brian Cox ([bcox90@vt.edu](mailto:bcox90@vt.edu)).

**Gamedays:** Coach Mike Young and select players will be available to the media following a 10-minute cooling off period after the game. For home games, interviews of Coach Young and players will be conducted in-person in the Cassell Coliseum media center.

**Non-Gamedays:** All coach and player interview requests need to be arranged through the Virginia Tech Creative Communications Office - contact Brian Cox (c. 540-250-0624; e. [bcox90@vt.edu](mailto:bcox90@vt.edu)). Players and coaches should not be contacted directly under any circumstances.



## 2022-23 VIRGINIA TECH NUMERICAL ROSTER

No.	Name	Cl.	Pos.	Ht.	Wt.	Hometown	Previous School
0	Hunter Cattoor	Sr.	G	6-3	200	Orlando, Fla.	Bishop Moore
1	Rodney Rice	Fr.	G	6-4	195	Clinton, Md.	DeMatha Catholic
2	MJ Collins	Fr.	G	6-4	190	Clover, S.C.	Combine Academy
3	Sean Pedulla	So.	G	6-1	195	Edmond, Okla.	Edmond Memorial
4	Darren Buchanan Jr.	Fr.	F	6-7	235	Washington, D.C.	Woodrow Wilson
5	Patrick Wessler	Fr.	C	7-0	245	Matthews, N.C.	Combine Academy
10	Camden Johnson	So.	G	6-1	185	Waxhaw, N.C.	Metrolina Christian Academy
11	John Camden	r-Fr.	F	6-8	215	Downingtown, Pa.	Memphis
13	Darius Maddox	Jr.	G	6-5	180	Bowie, Md.	Oak Hill Academy
14	Owyn Dawyot	Fr.	G	6-2	190	Roanoke, Va.	Cave Spring
15	Lynn Kidd	Jr.	C	6-10	235	Gainesville, Fla.	Clemson
21	Grant Basile	Gr.	F	6-9	235	Pewaukee, Wis.	Wright State
25	Justyn Mutts	Sr.	F	6-7	220	Millville, N.J.	Delaware
33	Michael Ward	Fr.	G	6-2	175	Bethesda, Md.	Walt Whitman
34	Mylyjael Poteat	Jr.	F	6-9	265	Reidsville, N.C.	Rice

## COACHING & SUPPORT STAFF

**Head Coach:** Mike Young (Emory & Henry, 1986)  
**Record at VT:** 71-49 (4th Year)  
**Overall Record:** 370-293 (21st Year)  
**Associate Head Coach:** Mike Jones (2nd Year)  
**Assistant Coach:** Christian Webster (7th Year)  
**Assistant Coach:** Kevin Giltner (4th Year)  
**Chief of Staff:** Stephanie Ballein (4th Year)  
**Special Assistant for Recruiting:** Matt Olinger (4th Year)  
**Director of Player Personnel:** Ryan Nadeu (5th Year)  
**Special Assistant to the Head Coach:** Ace Custis (4th Year)  
**Strength & Conditioning:** David Jackson (15th Year)  
**Athletic Trainer:** Hisham Ziyout (4th Year)

## PRONUNCIATION GUIDE

Hunter Cattoor	cuh-TOUR
Sean Pedulla	puh-DOOL-uh
Darren Buchanan Jr.	DARE-in BUH-can-in
Patrick Wessler	WES-lerr
Darius Maddox	Mad-DOCKS
Owyn Dawyot	Doy-YACHT
Grant Basile	buh-ZILLY
Justyn Mutts	JUST-in
Mylyjael Poteat	Muh-LIE-juh! POH-teet

## ROSTER BY CLASS

Freshmen (7)	Sophomores (2)	Juniors (3)	Seniors (3)
Darren Buchanan Jr.	Camden Johnson	Lynn Kidd	Grant Basile <sup>^</sup>
John Camden <sup>*</sup>	Sean Pedulla	Darius Maddox	Hunter Cattoor
MJ Collins		Mylyjael Poteat	Justyn Mutts
Owyn Dawyot			
Rodney Rice			
Michael Ward			
Patrick Wessler			

\* = Redshirt  
<sup>^</sup> = Graduate Student

## SOCIAL



## BY THE NUMBERS

# 50

**Hunter Cattoor** connected on **5 of 10** from deep en route to scoring his **1,000th career point** against Miami. He became the **50th Hokie** in program history to reach the milestone.

# 16

**Justyn Mutts** secured his **1,000th career rebound** at Louisville. He became the **16th** active Division I men's basketball player to have at least 1,000 career rebounds.

# 6

Tech head coach **Mike Young** registered his **sixth career win** against a team ranked in the **top 10** of the AP Poll when VT took down UVA. Five of those have come at the helm of the Hokies.

## NOTEWORTHY

### MUTTS JOINS 1K/1K/400 CLUB

- Justyn Mutts became the second active Division I men's basketball player to achieve 1,000 points, 1,000 rebounds and 400 assists at Louisville on Feb. 28.
- Mutts also became Coach Young's first-ever 1,000-point, 1,000-rebound player in his 21 seasons as head coach.

Player	School	Pts.	Rebs.	Asts.
Ahsan Asadullah	Lipscomb	1,838	1,118	461
Justyn Mutts	Virginia Tech	1,521	1,006	420

### SENIOR DAY SET FOR SATURDAY VS. 'NOLES

- Tech will be recognizing seniors Hunter Cattoor and Justyn Mutts prior to Saturday's game vs. Florida State.
- In addition, the Hokies three senior managers will be honored: Scott Ferris, Rob Fraley and Calvin Lawyer.
- As is tradition, Tech will put the numbers of Cattoor and Mutts, along with the initials of Ferris, Fraley and Lawyer at halfcourt for Saturday's game.

### RODNEY RICE PROVIDING A SPARK

- Freshman guard Rodney Rice had a breakout game at Duke on Feb. 24, going for a season-high 11 points on 3 for 5 shooting from beyond the arc.
- Coach Young had this to say about Rice postgame at Duke: "He's really good. He's a very good basketball player. That was his third game as a college player. ... And every rep he gets is going to be beneficial for us as we move along."
- Rice made his season debut at Syracuse on Jan. 11, playing 29 minutes after recovering from ankle surgery in August. He then broke his pinky at the end of Tech's Jan. 14 practice, missing the next 5.5 weeks.

### HUNT HITS 1K AGAINST MIAMI

- Hunter Cattoor became the 50th member of the 1,000-point club in program history vs. Miami on Feb. 21.
- He entered the game three points shy of the 1,000-point mark. Cattoor drilled a left wing three at the 13:16 mark of the first half off an assist from Sean Pedulla.
- Cattoor finished with five treys for the game - his fifth game of at least four triples on the season.
- For his career, 74.2% of Cattoor's field-goal

attempts are from three. He's shot above 40% from long range in each of his four seasons in college, including 42.4% this season. The Orlando, Fla., native ranks third all-time at Tech for career 3-point percentage.

Player	3FG-3FGA	3FG%
Ty Outlaw	136-291	46.7
Justin Bibbs	254-599	42.4
<b>Hunter Cattoor</b>	<b>237-562</b>	<b>41.8</b>
Jalen Cone	101-246	41.1
Eddie Lucas	121-295	41.0

### BASILE MAKING HISTORY

- Grant Basile became the first Tech men's basketball player to score at least 30 points in back-to-back games since Bryant Matthews achieved the feat in Dec. 2003.
- Playing 140 miles from his hometown of Pewaukee, Wisconsin, Basile had around 30 family members in attendance to watch his second straight 33-point performance. Basile had a stretch in the second half where he scored 16 of Tech's 18 points at Notre Dame.
- Basile now has three games of at least 30 points in 2022-23, becoming the first Hokie to accomplish that since Erick Green had four during the 2012-13 season.
- Against the Irish, Basile knocked down 13 field goals - setting a Virginia Tech record for a player in an ACC game.
- In ACC play alone, Basile ranks third in total points scored.

Rank	Player	School	Points
1	Tyree Appleby	Wake Forest	354
2	Jarkel Joiner	NC State	346
<b>3</b>	<b>Grant Basile</b>	<b>Virginia Tech</b>	<b>341</b>
4	Joe Girard III	Syracuse	339
5	PJ Hall	Clemson	337

### LIGHT IT UP FROM THREE

- Grant Basile has already surpassed his 3-point total from last season. The grad student from Pewaukee, Wisconsin has converted 60 treys through 30 games as a Hokie. In his last season at Wright State, Basile knocked down 39 triples in 36 games.
- He's also drastically improved his 3-point percentage in Blacksburg. Basile shot 28.3% from three in 2021-22, compared to 39.5% currently at Tech.

### CLOSE CALLS IN ACC PLAY

- Nine of the Hokies' 12 losses in ACC play

have come by single digits. Two of the other three games (at Syracuse and at Virginia) were 10-point decisions.

Opponent	Score	Margin
at Boston College	65-70	-5
at Wake Forest	75-77	-2
Clemson	65-68	-3
NC State	69-73	-4
at Syracuse	72-82	-10
at Virginia	68-78	-10
at Clemson	50-51	-1
at Miami	83-92	-9
Boston College	76-82	-6
at Georgia Tech	70-77	-7
Miami	70-76	-6

- Hunter Cattoor missed four of the games above (at Wake Forest-at Syracuse) after fracturing the radius in his left arm at Boston College.

### TRACKING THE TREY

- Coach Young's last four teams at Wofford all finished inside the top 10, nationally, in 3-point field-goal percentage.
- With three Hokies shooting over 40% from three, Tech made a big jump in this category in 2021-22.

Season	School	3FG%	Rank
2022-23	Virginia Tech	35.6	104th
2021-22	Virginia Tech	39.2	3rd
2020-21	Virginia Tech	35.4	95th
2019-20	Virginia Tech	35.2	81st
2018-19	Wofford	41.4	2nd
2017-18	Wofford	41.3	5th
2016-17	Wofford	40.3	7th
2015-16	Wofford	40.8	8th

### 'DULLA AMONG MOST IMPROVED IN ACC

- Sean Pedulla reached double-figure scoring in each of his first 18 games of the season. Pedulla was the first Hokie to do that since Erick Green scored double figures in all 32 games of the 2012-13 season.
- Below is a chart of ACC players with the highest increased point production from last season.

Player	School	21-22	22-23	Change
Sean Pedulla	Virginia Tech	5.4	15.1	+9.7
Miles Kelly	Georgia Tech	4.5	13.9	+9.4
El Ellis	Louisville	8.7	17.8	+9.1
Tyree Appleby	Wake Forest	10.9	18.7	+7.8

## FIVE STRAIGHT TICKETS PUNCHED

- The Hokies are among the nation's leaders in active NCAA Tournament appearances. With their program record fifth straight appearance locked up in 2022, they own the eighth-longest active streak. It's the second-longest among ACC programs.

School	Streak	Conference
Kansas	32	Big 12
Michigan State	24	Big Ten
Gonzaga	23	WCC
North Carolina	11	ACC
Villanova	9	BIG EAST
Purdue	7	Big Ten
Michigan	6	Big Ten
Virginia Tech	5	ACC

- A pretty remarkable turnaround for a program that prior to 2017 had only gone to the NCAA Tournament once (2007) in 20 years.

## DEPTH ON THE FRONT LINE

- As opposed to last year, the Hokies should have significant depth in the frontcourt this season.
- "We're deeper on the front line than we've ever been," Young said at ACC Tipoff in Charlotte. "We were thin as nickel soup last year in the frontcourt after Mutts and Aluma. But I am comfortable with Darren Buchanan, John Camden. ... And ... Mylyjael and Lynn Kidd ... are going to help our team — big, strong, athletic people. Lynn Kidd's an amazing athlete. Mylyjael Poteat is just a physical person that can run. He's got exceptional hands."

## SIZING US UP

- Entering the 2022-23 season, Tech will feature seven scholarship players at 6-foot-7 or taller.
- That figure ties for the second-most since the start of the Seth Greenberg era. ~ h/t David Cunningham

Season	# of players 6-7 or taller	Players
2003-04	5	Calloway, Matthews, McCandies, Dixon, Collins
2004-05	7	Witherspoon, Washington, Krabbendam, Calloway, Dixon, Collins, Tucker
2005-06	8	Witherspoon, Washington, Krabbendam, Vinson, Calloway, Collins, Diakite, Tucker
2006-07	7	Washington, Krabbendam, Vinson, Witcher, Collins, Diakite, Tucker
2007-08	5	Allen, Washington, Vinson, Witcher, Diakite
2008-09	6	Allen, Davila, Vinson, Witcher, Diakite, Swindle
2009-10	6	Allen, Raines, Davila, Witcher, Atkins, Swindle
2010-11	6	Allen, Chaney, Raines, Davila, Atkins, Eddie
2011-12	6	Van Zegeren, Raines, Davila, Finney-Smith, Eddie, Barksdale
2012-13	5	Van Zegeren, Raines, Eddie, Wood, Barksdale
2013-14	7	Van Zegeren, Raines, Kirby, Eddie, Thompson, Wood, Barksdale
2014-15	3	Henry, Van Zegeren, Pierce
2015-16	5	Henry, Pierce, Hamilton, Blackshear Jr., LeDay
2016-17	2	Sy, LeDay
2017-18	2	Fullard, Blackshear Jr.
2018-19	1	Blackshear Jr.
2019-20	3	Nolley, Ojiako, Johnson
2020-21	5	Ojiako, Aluma, N'Guessan, Pemsli, Mutts
2021-22	6	N'Guessan, Haynes, Kidd, Ojiako, Aluma, Mutts
2022-23	7	Kidd, Basile, Poteat, Camden, Buchanan Jr., Wessler, Mutts

## BASILE THE PERFECT FIT

- More than 50 schools reached out to Grant Basile when he went into the transfer portal last spring. After his latest outing - a 23-point, 10-rebound performance against Dayton, Basile continues to deliver at a high rate for the Hokies.
- "He's just the perfect fit to go along with the other four starters that we have and the rest of the team," Sean Pedulla said. "Just a completely unselfish guy, a very team-oriented guy. And like the rest of us, he gets excited when other people play well and we're all excited when he plays well. Just a great overall fit."



## STANDINGS

TEAM	OVERALL	ACC	PCT
1. Miami	23-6	14-5	.793
2. Virginia	22-6	14-5	.786
3. Pitt	21-9	14-5	.737
4. Duke	22-8	13-6	.733
5. Clemson	21-9	13-6	.700
6. NC State	22-9	12-8	.710
7. North Carolina	19-11	11-8	.633
8. Wake Forest	18-12	10-9	.600
9. Syracuse	16-14	9-10	.533
10. Boston College	15-15	9-10	.500
11. <b>Virginia Tech</b>	<b>17-13</b>	<b>7-12</b>	<b>.567</b>
12. Florida State	9-21	7-12	.300
13. Georgia Tech	13-17	5-14	.433
14. Notre Dame	11-19	3-16	.367
15. Louisville	4-26	2-17	.133

## PREDICTED ORDER OF FINISH

TEAM (FIRST-PLACE VOTES)	POINTS
1. North Carolina (90)	1504
2. Duke (2)	1339
3. Virginia (6)	1310
4. Miami (2)	1138
5. Florida State	1064
6. Notre Dame	971
7. <b>Virginia Tech (1)</b>	<b>921</b>
8. Syracuse	700
9. Wake Forest	672
10. NC State	548
11. Clemson	528
12. Louisville	477
13. Boston College	368
14. Pitt	320
15. Georgia Tech	260

## PRESEASON ALL-ACC TEAM

### First Team

Armando Bacot, North Carolina  
 Isaiah Wong, Miami  
 Caleb Love, North Carolina  
 Terquavion Smith, NC State  
 Jeremy Roach, Duke

### Second Team

Jayden Gardner, Virginia  
 Dereck Lively II, Duke  
**Justyn Mutts, Virginia Tech**  
 PJ Hall, Clemson  
 RJ Davis, North Carolina

## PRESEASON ACC PLAYER OF THE YEAR

Armando Bacot, North Carolina

## PRESEASON ACC FRESHMAN OF THE YEAR

Dereck Lively II, Duke



## TEAM COMPARISON

VT	Stat	FSU
74.1	Points Per Game	70.0
69.4	Opponents Points Per Game	76.5
+4.7	Scoring Margin	-6.6
34.0	Rebounds Per Game	31.3
+0.1	Rebounding Margin	-4.3
.468	FG Percentage	.436
.440	FG Percentage Defense	.454
.356	3FG Percentage	.333
.335	3FG Percentage Defense	.375
8.1	3FG Made Per Game	6.5
.732	FT Percentage	.734
15.6	Assists Per Game	13.5
9.9	Turnovers Per Game	12.2

## ELITE COMPANY

- Tech's Mike Young joined an elite group of head coaches who have won an ACC tournament title within the first three seasons at their respective school.

Coach	School	Year (#)
Vic Bubas	Duke	1960 (1)
Jim Valvano	NC State	1983 (3)
Press Maravich	NC State	1965 (1)
Terry Holland	Virginia	1976 (2)
Bill Guthridge	North Carolina	1998 (1)
Jim Larrañaga	Miami	2013 (2)
Mike Young	Virginia Tech	2022 (3)

- With the win against Duke, Young improved to 6-0 in conference tournament championship games. His six titles are as many as Michigan State's Tom Izzo and one more than Syracuse's Jim Boeheim.

## RAVE REVIEWS FOR POTEAT

- Junior forward Mylyjael Poteat has been a pleasant surprise for Coach Young.
- "He's got unbelievable hands," Young said of Poteat. "Much, much better feet. I liked him coming out of high school and I called him three or four times. ... He's gonna help us win. He's big and he's physical and he's not afraid of contact. He knows who he is as a player, and I think that's a benefit of playing college basketball for two years."

## NO CEILING

- Although the Hokies feature nine new faces in 2022-23, Justyn Mutts believes this group can be even better than last year.
- "There is no ceiling. I think our team is so diverse and so talented and so dynamic that if we really start to click the way I feel we can, it'll be scary. Just the way we defend, the way we can make shots, the way we can get to the basket or space it out or our pace of offense. I think once we really start clicking on all cylinders with the relationships that we have as people off the court, it'll be a lot of fun."

## 1-800-TRIFECTA

- Tech's trio of Hunter Cattoor, Darius Maddox and Sean Pedulla all shot above 40% from three last season (min. 30 makes).

Player	3FGM - 3FGA	3FG%
Hunter Cattoor	83-199	41.7
Darius Maddox	40-79	50.6
Sean Pedulla	34-76	44.7

- Cattoor's 83 makes led all Hokies and were tied for the fourth-most threes made in a single season in program history.
- Cattoor is also sixth all-time in career 3-pointers made at VT with 237. The record is held by A.D. Vassallo at 267.
- As a team, the Hokies buried 319 treys in 2021-22 – the second-most in a single season in Tech history.
- Two of the Hokies' three best single-season marks have come under Coach Young.

Season	3FG	3FG%
2018-19	327	39.4
2021-22	319	39.2
2019-20	315	35.2

## J-MUTTY: THE ULTIMATE SCHOLAR

- Justyn Mutts, the ACC's Skip Prosser Award winner last season, embarks on his 11th semester in college – having already earned a bachelor's degree and two master's degrees.
- He's currently enrolled in human development – his second undergraduate program.

## DO IT FOR THE CITY

- Justyn Mutts has his sights set on a third consecutive trip to the Big Dance in March. However, getting there isn't the end goal.
- "I've never won a game in March Madness," Mutts said. "That's definitely a huge thing for me this year. We need multiple wins [in the NAAs], just for the city. Blacksburg, they deserve it [for] the love that they show us."

## DEPENDABLE DEFENDERS

- Hunter Cattoor almost always draws the assignment of guarding the opposing team's best guard or wing.
- He's come a long way in that department, as Coach Young has gone on record of saying "he couldn't guard me" when Cattoor first arrived in Blacksburg.
- Combined with Justyn Mutts, who is as good of a defender as Young has ever coached, the Hokies have two elite leaders on the defensive side of the ball.



The 2022-23 season marks the 21st for Mike Young as a head coach.

## SPECIALTY STAT TRACKER

Opponent	Off TOs	Paint	2nd Chance	FB	Bench
Delaware State	18	28	16	8	19
Lehigh	16	40	4	2	17
William & Mary	14	24	14	6	21
Old Dominion	6	28	8	2	19
Penn State	8	40	11	2	10
at College of Charleston	15	44	9	7	5
Charleston Southern	14	40	8	8	11
Minnesota	13	40	13	2	15
North Carolina	10	42	8	10	12
Dayton	10	36	7	2	14
Oklahoma State	19	24	10	7	12
Grambling State	23	24	9	3	15
at Boston College	6	42	7	6	1
at Wake Forest	7	34	15	4	18
Clemson	11	18	9	4	8
NC State	15	36	11	8	15
at Syracuse	15	46	8	12	12
at Virginia	8	22	6	5	12
at Clemson	18	24	2	7	16
Duke	8	30	7	7	10
Syracuse	24	34	9	6	12
at Miami	17	38	2	4	14
Virginia	10	40	2	7	6
Boston College	14	32	10	6	7
at Notre Dame	7	42	8	0	9
at Georgia Tech	13	44	14	5	7
Pitt	17	30	9	2	16
Miami	13	34	9	4	11
at Duke	5	30	8	5	19
at Louisville	18	28	24	2	11
Florida State					
<b>Total +/-</b>	<b>+36</b>	<b>+94</b>	<b>-35</b>	<b>-55</b>	<b>-177</b>
<b>Season Highs</b>	<b>24</b>	<b>46</b>	<b>24</b>	<b>12</b>	<b>21</b>

## FAST BREAK

Tech has registered **two** wins over **top five** programs under head coach Mike Young – most recently an 81-73 win over No. 3 Villanova on Nov. 28, 2020.

## SCHOOL RECORDS

### INDIVIDUAL

Games Played (Season)	36, by 5 players
Games Started (Season)	36, by 5 players
Games Played (Career)	136, Malcolm Delaney (2007-11)
Games Started (Career)	126, Dell Curry (1982-86); Bobby Beecher (1982-86)
Consecutive Starts	123, Ace Custis (1993-97)
Minutes Played (Game)	55, by 3 players
Minutes Played (Season)	1,300, Malcolm Delaney (2010-11), 34 games
Minutes Played (Highest Season Average)	38.6, Jay Purcell (1991-92), 28 games
Minutes Played (Career)	4,688, Malcolm Delaney (2007-11)
Minutes Played (Highest Career Average)	35.1, Dale Solomon, 1978-82
Points (Overall Game)	52, Allan Bristow vs. George Washington (2-21-73)
Points (ACC Game)	37, Malcolm Delaney vs. Clemson (1-29-09)
Points (ACC Tournament Game)	32, Jalen Hudson vs. Wake Forest (3-10-15)
Points (NCAA Tournament)	29, Glen Combs vs. Indiana (3-17-67)
Points (NIT)	33, A.D. Vasallo vs. Duquesne (3-18-09)
Points (Season)	801, Erick Green (2012-13), 32 games
Points (ACC Season)	469, Erick Green (2012-13), 18 games
Points (Season Average)	26.6, Bimbo Coles (1988-89), 27 games
Points (Double-Figure Games, Season)	34, Dell Curry (1983-84), 35 games
Points (Career)	2,484, Bimbo Coles (1986-90)
Points (Career Average)	23.1, Allan Bristow (1970-73)
Points (Double-Figure Games, Career)	115, Dell Curry (1982-86)
Field Goals Made (Game)	22, Allan Bristow vs. George Washington (2-21-73)
3-Pointers Made (Game)	9, Hunter Cattoor at Florida State (1-29-22); Justin Robinson vs. Syracuse (1-26-19)
Field Goals Made (Season)	305, Dell Curry (1985-86), 30 games
3-Pointers Made (Season)	106, Wally Lancaster (1987-88), 29 games
Field Goals Made (Career)	1,021, Dell Curry (1982-86)
3-Pointers Made (Career)	267, A.D. Vasallo (2005-09)
Free Throws Made (Game)	20, by 3 players
Free Throws Made (Season)	230, Malcolm Delaney (2009-10), 33 games
Free Throws Made (Career)	721, Malcolm Delaney (2007-11)
Rebounds (Game)	36, Chris Smith vs. Washington & Lee (1-9-59)
Rebounds (Season)	495, Chris Smith (1959-60), 26 games
Rebounds (Career)	1,508, Chris Smith (1957-61)
Assists (Game)	12, by 3 players
Assists (Season)	192, Dave Sensibaugh (1975-76), 28 games
Assists (Career)	547, Bimbo Coles (1986-90)
Steals (Game)	8, by 3 players
Steals (Season)	94, Jamon Gordon (2006-07), 34 games
Steals (Career)	295, Dell Curry (1982-86)
Blocks (Game)	9, Roy Brow vs. James Madison (12-6-86); vs. Baptist College (12-12-87)
Blocks (Season)	100, Roy Brow (1987-88), 28 games
Blocks (Career)	251, Roy Brow (1984-88)
<b>TEAM</b>	
Points (Game)	141, vs. Southern Miss (2-6-88)
Points (Season)	2,646, 1987-88, 29 games
Field Goals Made (Game)	52, vs. VMI (2-20-59)
Field Goals Made (Season)	1,058, 1983-84, 35 games
FG Percentage (Game)	.722 (39-54), vs. Syracuse (1-28-76)
FG Percentage (Season)	.517 (1,030-1,993), 1981-82
3-Pointers Made (Game)	21, vs. Delaware State (11-20-19)
3-Pointers Made (Season)	327, 2018-19, 35 games
3FG Percentage (Game)	.720 (18-25), at Florida State (1-29-22)
3FG Percentage (Season)	.403 (290-720), 2016-17
Rebounds (Game)	83, vs. VMI (2-19-61)
Assists (Game)	36, vs. The Citadel (11-12-17)
Steals (Game)	21, at Clemson (2-8-06)
Blocks (Game)	15 (2x), last vs. VMI (12-9-09)

## 2022-23 HONORS WATCH



### Justyn Mutts

- ACC Preseason Voting*
- Second-Team All-ACC

### *Naismith Memorial Basketball Hall of Fame*

- Karl Malone Award Watch List

### *Shriners Children's Charleston Classic*

- All-Tournament Team

### *ACC Player of the Week*

- Dec. 5 (21.5 ppg, 10.0 rpg, 65.5 FG%)

### Sean Pedulla

#### *Basketball Hall of Fame Invitational*

- MVP vs. Oklahoma State (16p, 5r, 4a)

### Grant Basile

#### *ACC Player of the Week*

- Jan. 30 (24.5 ppg, 8.0 rpg, 55.3 FG%)



## GLUE GUY

- Jon Rothstein voted Justyn Mutts as one of his top-10 "glue guys" heading into the 2022-23 season.



## WINNINGEST STRETCH IN PROGRAM HISTORY

- Tech has racked up 143 wins over the last seven seasons, which is tied for the winningest stretch in program history.



- Between 1979 and 1986, VT also recorded 143 wins.
- The Hokies will need 23 wins or more in 2022-23 to break the best eight-season stretch in program history.

Season	Head Coach	Record
2015-16	Buzz Williams	20-15
2016-17	Buzz Williams	22-11
2017-18	Buzz Williams	21-12
2018-19	Buzz Williams	26-9
2019-20	Mike Young	16-16
2020-21	Mike Young	15-7
2021-22	Mike Young	23-12
2022-23	Mike Young	17-13

- Five of those seven seasons have resulted in an NCAA tournament appearance.

## LEADING AT THE BREAK

- Over the last three seasons, Tech is 48-9 when leading at halftime.
- The Hokies are 60-14 in the Mike Young era when up at half.

## NATIONAL POLLS

### ASSOCIATED PRESS POLL

Updated: February 27

Rank	School	Record	Points
1	Houston (49)	27-2	1531
2	Alabama (5)	25-4	1456
3	Kansas (8)	24-5	1445
4	UCLA	25-4	1391
5	Purdue	24-5	1200
6	Marquette	23-6	1173
7	Baylor	21-8	1099
8	Arizona	24-5	1091
9	Texas	22-7	1077
10	Gonzaga	25-5	1026
11	Kansas State	22-7	1002
12	Tennessee	21-8	736
13	Virginia	21-6	718
14	UConn	22-7	714
15	Indiana	20-9	697
16	Miami	23-6	668
17	Saint Mary's	25-6	592
18	San Diego State	23-5	552
19	Xavier	21-8	505
20	Providence	21-8	299
21	Maryland	20-9	184
22	TCU	19-10	173
23	Kentucky	20-9	162
24	Texas A&M	21-8	161
25	Pittsburgh	21-8	140

**Receiving Votes:** Creighton 87, Duke 78, Oral Roberts 40, Northwestern 39, Florida Atlantic 25, Iowa State 20, Nevada 17, Missouri 16, Arkansas 7, Charleston 6, NC State 6, Clemson 5, Memphis 4, Boise State 3, USC 3, VCU 1, West Virginia 1

**Dropped from Rankings:** Creighton 19, Northwestern 21, Iowa State 23

### USA TODAY COACHES' POLL

Updated: February 27

Rank	School	Record	Points
1	Houston (27)	27-2	794
2	Alabama (2)	25-4	752
3	Kansas (3)	24-5	729
4	UCLA	25-4	728
5	Purdue	24-5	630
6	Marquette	23-6	626
7	Texas	22-7	558
8	Baylor	21-8	527
9	Arizona	24-5	518
10	Gonzaga	25-5	515
11	Kansas State	22-7	469
12	Virginia	21-6	389
13	Indiana	20-9	362
14	Tennessee	21-8	353
15	Miami	23-6	349
16	Saint Mary's	25-6	339
17	Xavier	21-8	274
18	UConn	22-7	254
19	San Diego State	23-5	251
20	Providence	21-8	239
21	Texas A&M	21-8	113
22	TCU	19-10	109
23	Creighton	18-11	95
24	Maryland	20-9	82
25	Pittsburgh	21-8	64

**Receiving Votes:** Northwestern 52, Kentucky 49, NC State 48, Iowa State 42, Duke 29, Florida Atlantic 26, Oral Roberts 11, USC 9, Nevada 5, Toledo 3, Clemson 3, Kent State 2, Boise State 2

**Dropped from Rankings:** Iowa State 21, Northwestern 22, NC State 24

### TRACKING TECH

	AP	Coaches
Preseason	RV	RV
11/14	RV	RV
11/21	RV	RV
11/28	RV	-
12/5	RV	RV
12/12	24	T23
12/19	21	20
12/26	RV	RV
1/2	RV	RV
1/9	-	-
1/16	-	-
1/23	-	-
1/30	-	-
2/6	-	-
2/13	-	-
2/20	-	-
2/27	-	-
3/6	-	-
3/13	-	-
Final	-	-

#### Ratings Tracker (through March 1)

ESPN.com BPI	62
KenPom.com	77
Massey	73
NCAA NET Rankings	70
Sagarin	62

#### Virginia Tech's "Best" NET Wins:

Duke	23
Virginia	30
North Carolina	45
Oklahoma State	47
Pitt	55
Penn State	56



**NOTEWORTHY**

**WHERE ARE THEY NOW?**

- The Hokies lost 54.5% of their scoring from a year ago.
- Below is a rundown of where the letterwinners lost are now.

Name	Points	Current Team
Keve Aluma	567	Niigata (Japan)
Nahiem Alleyne	346	UConn
Storm Murphy	288	Medipolis SC Jena (Germany)
David N'Guessan	132	Kansas State
John Ojiako	47	George Mason
Jalen Haynes	7	ETSU
Ben Varga	3	No longer playing basketball

**MUTTS DISHING IT OUT WITH THE BEST OF THEM**

- Justyn Mutts was among the nation's leaders in assists from the forward position last season.
- He tied for fourth in the country with 124 assists. Ironically, the person he tied was the No. 1 pick in the 2022 NBA Draft.

Name	Assists	Team
Tosan Evbuomwan	142	Princeton
Kyle Rode	140	Liberty
Jalen Slawson	125	Furman
Justyn Mutts	124	Virginia Tech
Paolo Banchemero	124	Duke

**50TH ANNIVERSARY OF '73 NIT CHAMPIONSHIP TEAM**

- The 2022-23 season marks the 50th anniversary of the 1973 NIT championship team.
- It was the first postseason championship in program history.
- The Hokies captured the tournament by winning four games by a combined five points at Madison Square Garden in New York City.

Opponent	Score	Date
New Mexico	W, 65-63	3/18/73
Fairfield	W, 77-76	3/22/73
Alabama	W, 74-73	3/24/73
Notre Dame	W, 92-91 (OT)	3/25/73

- Bobby Stevens drained the game-winning basket as time expired to lift the Hokies over Notre Dame in the final.

**DANCIN' IN BACK-TO-BACK SEASONS**

- In previous seasons in Virginia Tech history, the fastest head coach to make the NCAA Tournament was in Year Three. Those Hokies were Howie Shannon, Charlie Moir and Buzz Williams.
- Therefore, with Mike Young doing so in Year Two, he became the fastest Tech coach to make The Dance.
- The Hokies have also never had a head coach lead them to the NCAA Tournament in two of their first three seasons.
- Mike Young becomes just the third head coach in program history to register multiple trips to the NCAA Tournament, joining Charlie Moir and Buzz Williams.
- Here's a rundown of the head coaches who have guided Tech to the NCAA Tournament.

Head Coach	NCAAT Years	# of App.
Charlie Moir	1979, 1980, 1985, 1986	4
Buzz Williams	2017, 2018, 2019	3
Mike Young	2021, 2022	2
Don DeVoe	1976	1
Bill Foster	1996	1
Seth Greenberg	2007	1
Howie Shannon	1967	1

**HOKIE CENSUS**

- Tech has 15 players on the squad who represent nine states and Washington, D.C.
- Maryland and North Carolina lead the way

with three players apiece, followed by Florida (two).

**50 SPOT**

- Tech shot over 50% in a game five times during the 2020-21 season - going 5-0.
- Since Young got to Blacksburg, the Hokies are 33-4 in contests shooting 50 percent or greater - only losses: vs. BYU (11/27/19), vs. Miami (1/26/22), at College of Charleston (11/20/22), at Miami (1/31/23).
- Since the 2010-11 season, Tech is 104-15 when shooting 50 percent or better.


**RANKED WINS BECOMIN' COMMON**

- Tech had four ranked wins in 2020-21, tying the most-ever in school history (set 2017-18).
- The Hokies notched their first two of the 2021-22 season in Brooklyn against No. 25 North Carolina in the ACC semifinals and No. 7 Duke in the championship game.
- Tech's 80-72 win over No. 18 North Carolina on Dec. 4 was the Hokies' first ranked win of the 2022-23 season.

**ONE BIG FAMILY**

- The camaraderie between the VT men's and women's basketball teams as described by Hunter Cattoor:
- "I'd say it's like a whole big family there. We play and practice in the same facility, so we see them every day, whether that's working out on our own time or during lift and practice. We see them all around. We're saying hey to them. I know Coach Brooks is doing a great job over there with that team. But I look at them as family. ... I think it's great for both programs to be together and support each other and want each other to do well."





**CASSELL COLISEUM - RENDERING OF PROPOSED \$75 MILLION-PLUS RENOVATION OF VIRGINIA TECH'S HOME VENUE**

## REACH FOR EXCELLENCE


- Virginia Tech announced on April 20, 2021 a \$400 million fundraising campaign to propel Hokie sports to the forefront of the Atlantic Coast Conference, prepare generations of student-athletes for success in life, and raise the university's profile nationwide.
- The campaign will leverage the momentum of recent successes on the field and in fundraising, such as adding about 10,000 more Hokie Club members in the past five years and opening the Student-Athlete Performance Center, thanks to a record gift. Still, leaders acknowledged that the athletics enterprise needs an infusion of revenue in order to compete at the top of the ACC.
- The budget increase will support athletics in three primary areas: facilities, coaching, and the student-athlete experience.



- The Reach for Excellence campaign has five main pillars, which are:
  - A football enhancement fund to build a program that consistently competes at the top of the ACC, by allotting \$30 million over time for recruiting, assistant coaches' salaries, quality-control coaches, player development, and capital needs.
  - Renovations to improve Cassell Coliseum, with at least \$50 million to be raised privately.
  - The Drive for 25 initiative to increase Hokie Club membership to 25,000 and raise \$20 million annually for student-

athlete scholarships.

- Striving for comprehensive excellence for all sports by providing operating expenses, facility improvements, nutritional and strength and conditioning programs, and more.
- Increasing the number of student-athlete scholarship endowments to expand capacity to support students and broaden reach in recruiting.
- When it's filled with nearly 10,000 fans cheering the Hokies to victory in the last seconds of a basketball game, Cassell Coliseum is an amazing sight. But when it's empty, the home of Virginia Tech basketball, volleyball, and wrestling shows its age. Built in the early 1960s, the Coliseum is due for an extensive renovation.
- Plans call for a completely redesigned experience, including:
  - A new glass entrance along Washington Street
  - Extended concourse areas along both sides to allow fans easier access to different sections of the coliseum
  - The addition of high-end premium seating areas, including club seating and luxury suites on both sides
- This much-needed \$75 million-plus project, helped by at least \$50 million in private support, would create one of the best home venues in the ACC.



## "HOKIE TRACKS" ↓ ↓

### COMMENTS THAT LEFT AN IMPRESSION

"I think we have always had that standard. I think coming into the year, we wanted to be the best team that we could possibly be and achieve the most that we could achieve. I think throughout the year, we hit ups and downs, but at the end of the day, we never wavered from what our goal was. So, once we won the ACC championship, obviously, it may have been a big shock for everyone else, but for us, it wasn't a shock of that we couldn't have won it. I felt like since Day 1 we felt like we could have won it. I think the standard is trying to win each day, and whatever happens past that happens."

**- Hunter Cattoor on last year's success raising the standard**

"I think we've got a really good culture. We've got good guys on the team that when things start going south, I can look to my left and my right and see guys that I trust, guys I believe in. If it's a big shot, I've got guys that I trust with those big shots"

**- Justyn Mutts on the Hokies' composure when the game gets tight**

"That guy came back for a reason. He didn't come back to sit on his laurels and piddle-piddle around. He came back to win."

**- Mike Young on Justyn Mutts**

## 2022-23 RANKING SUMMARY

Statistic	National Rank	Conference Rank	Value	National Leader	Value	Conference Leader	Value
Assist/Turnover Ratio (352 ranked)	6	2	1.58	Virginia	1.82	Virginia	1.82
Assists Per Game (352 ranked)	30	2	15.6	Xavier	20.0	Virginia	15.8
Bench Points per game (352 ranked)	330	13	12.47	Fla. Atlantic	37.24	Duke	19.83
Blocks Per Game (352 ranked)	160	11	3.2	Utah Valley	6.5	Syracuse	5.1
Effective FG pct (352 ranked)	51	4	0.537	Gonzaga	0.590	Miami (FL)	0.550
Fastbreak Points (352 ranked)	332	13	5.10	TCU	19.27	NC State	15.58
Field Goal Percentage (352 ranked)	54	3	46.8	Gonzaga	52.9	Miami (FL)	48.6
Field Goal Percentage Defense (352 ranked)	201	8	44.0	Houston	35.8	Clemson	40.8
Fouls Per Game (352 ranked)	81	6	15.7	Colgate	12.7	Syracuse	13.5
Free Throw Attempts Per Game (352 ranked)	320	13	15.3	UTRGV	25.4	North Carolina	23.0
Free Throw Percentage (352 ranked)	114	11	73.2	Villanova	82.9	Clemson	79.5
Free Throws Made Per Game (352 ranked)	299	13	11.2	Texas A&M	19.1	North Carolina	17.0
Rebound Margin (352 ranked)	207	8	0.0	Purdue	11.4	Duke	8.5
Rebounds (Defensive) Per Game (352 ranked)	157	7	25.13	Alabama	31.80	North Carolina	28.63
Rebounds (Offensive) Per Game (352 ranked)	263	10	8.83	Eastern Ky.	13.94	Duke	12.70
Rebounds Per Game (352 ranked)	232	9	33.97	Alabama	44.30	North Carolina	39.93
Scoring Defense (352 ranked)	157	5	69.4	Houston	55.9	Virginia	60.5
Scoring Margin (352 ranked)	117	8	4.7	Houston	20.2	Miami (FL)	8.1
Scoring Offense (352 ranked)	120	8	74.1	Gonzaga	88.0	Miami (FL)	79.7
Steals Per Game (352 ranked)	294	11	5.3	UMES	10.8	NC State	8.1
Three Point Attempts Per Game (352 ranked)	123	6	22.8	Chattanooga	30.7	Pittsburgh	26.2
Three Point Percentage (352 ranked)	104	8	35.6	Colgate	40.6	Wake Forest	37.1
Three Point Percentage Defense (352 ranked)	164	8	33.5	Tennessee	25.1	Georgia Tech	30.0
Three Pointers Per Game (352 ranked)	98	6	8.1	Chattanooga	11.5	Wake Forest	9.5
Turnover Margin (352 ranked)	103	4	1.2	UCLA	6.0	NC State	3.9
Turnovers Forced Per Game (352 ranked)	303	12	11.07	Morgan St.	18.93	NC State	13.42
Turnovers Per Game (352 ranked)	11	4	9.9	Virginia	8.7	Virginia	8.7
Winning Percentage (352 ranked)	147	9	56.7	Houston	93.1	Miami (FL)	79.3

## GAMES STARTED

	Streak	22-23	Career	ACC
Hunter Cattoor	13	26	67	38
Rodney Rice	-	-	-	-
MJ Collins	10	12	12	12
Sean Pedulla	30	30	30	19
Darren Buchanan Jr.	-	-	-	-
Patrick Wessler	-	-	-	-
Camden Johnson	-	-	-	-
John Camden	-	-	-	-
Darius Maddox	-	19	19	8
Owyn Dawyot	-	-	-	-
Lynn Kidd	-	5	5	3
Grant Basile	26	29	85	19
Justyn Mutts	29	29	136	52
Michael Ward	-	-	-	-
Mylyjael Poteat	-	-	3	-




## NON-CONFERENCE BREAKDOWN

Team	NET	Result
Delaware State	352	W, 95-57
Lehigh	317	W, 78-52
William & Mary	279	W, 94-77
Old Dominion	130	W, 75-71
Penn State	41	W, 61-59
College of Charleston	53	L, 75-77
Charleston Southern	298	W, 69-64
Minnesota	240	W, 67-57
Dayton	112	W, 77-49
Oklahoma State	46	W, 70-65
Grambling State	128	W, 74-48

Tech returned to the site of its 2022 ACC tournament championship on Dec. 11 vs. Oklahoma State.



Hunter Cattoor is fifth all-time at VT in career 3-pointers made with 240.



## SEASON BREAKDOWN

### TECH'S RECORD WHEN...

	2022-23
Overall	17-13
ACC	7-12
At home	12-4
On the road	2-9
At neutral sites	3-0
After a win	10-6
After a loss	6-7
In overtime	0-1
vs. ranked opponents	2-4
Winning the opening tip	9-2
Losing the opening tip	8-11
Decided by 1-4 points or OT	3-6
Decided by 5-10 points	7-6
Decided by 11-20 points	3-1
Decided by 21+ points	4-0
Leading at half	17-3
Tied at half	0-1
Trailing at half	0-9
VT shoots 50% or better	10-2
VT shoots 40-49.9%	5-9
VT shoots less than 40%	2-2
VT out-shoots opponent	14-4
Opp. out-shoots VT	3-9
Opp. shoots 40% or better	12-11
Opp. shoots less than 40%	5-2
VT out-rebounds opponent	8-3
Opp. out-rebounds VT	6-9
Rebounds are tied	3-1
VT has more FT attempts	11-2
Opp. has more FT attempts	5-11
VT makes more 3-pointers	11-5
Opp. makes more 3-pointers	4-6
VT wins turnover battle	11-6
Opp. wins turnover battle	4-5
Turnovers are tied	2-2
VT scores 100+	0-0
VT scores 90-99 points	3-0
VT scores 80-89 points	2-1
VT scores 70-79 points	9-6
VT scores 60-69 points	3-5
VT scores 50-59 points	0-1
VT scores < 50 points	0-0
Opp. scores > 99 points	0-0
Opp. scores 90-99 points	0-1
Opp. scores 80-89 points	1-3
Opp. scores 70-79 points	6-7
Opp. scores 60-69 points	3-1
Opp. scores 50-59 points	5-1
Opp. scores < 50 points	2-0
Playing on Monday	3-0
Playing on Tuesday	1-2
Playing on Wednesday	1-6
Playing on Thursday	2-0
Playing on Friday	2-0
Playing on Saturday	5-4
Playing on Sunday	3-1
In November	7-1
In December	4-2
In January	2-6
In February	4-4
In March	0-0
Playing during the day	7-1
Playing at night	10-12
Wearing White	11-4
Wearing Maroon	1-4
Wearing Orange	3-3
Wearing Black	2-2

### STARTING LINEUPS

#### W/L

1-0	Sean Pedulla, Hunter Cattoor, Darius Maddox, Grant Basile, Lynn Kidd
9-4	Sean Pedulla, Hunter Cattoor, Darius Maddox, Justyn Mutts, Grant Basile
1-0	Sean Pedulla, Hunter Cattoor, Darius Maddox, Justyn Mutts, Lynn Kidd
0-2	Sean Pedulla, Darius Maddox, Justyn Mutts, Grant Basile, Lynn Kidd
0-2	Sean Pedulla, MJ Collins, Darius Maddox, Justyn Mutts, Lynn Kidd
1-0	Sean Pedulla, Hunter Cattoor, Justyn Mutts, Grant Basile, Lynn Kidd
5-5	Sean Pedulla, Hunter Cattoor, MJ Collins, Justyn Mutts, Grant Basile

#### Margin of Victory/Defeat

	1	2	3	4	5	6	7	8	9	10	11-19	20+
Wins	-	1	1	1	2	2	1	1	-	1	3	4
Losses	1	2	1	1	1	2	1	-	1	2	1	-

#### Most First Half Points

Virginia Tech	57 vs. William & Mary (11/13/22)
Opponents	45 by Miami (1/31/23)

#### Most Second Half Points

Virginia Tech	50 at Notre Dame (2/11/23)
Opponents	47 (2x) last by Notre Dame (2/11/23)

#### Fewest First Half Points

Virginia Tech	22 vs. NC State (1/7/23)
Opponents	21 by Dayton (12/7/22)

#### Fewest Second Half Points

Virginia Tech	19 at Clemson (1/21/23)
Opponents	23 by Grambling State (12/17/22)

#### Largest Halftime Lead

Virginia Tech	25 vs. Delaware State (11/7/22)
Opponents	14 by NC State (1/7/23)

#### Largest Margin of Victory

Virginia Tech	38 vs. Delaware State (11/7/22)
Opponents	16 by Duke (2/25/23)

### MISCELLANEOUS

#### How 1st Points Were Scored

Layup	11
3FG	9
Jumper	6
Dunk	2
Free Throw	2
Tip-in	-

#### Rebounds Leader

Grant Basile	7
Hunter Cattoor	1
MJ Collins	1
Lynn Kidd	5
Darius Maddox	1
Justyn Mutts	20
Sean Pedulla	5
Mylyjael Poteat	4

#### Blocks Leader

Grant Basile	17
John Camden	1
Hunter Cattoor	2
Lynn Kidd	5
Darius Maddox	2
Justyn Mutts	7
Sean Pedulla	4
Mylyjael Poteat	2
Rodney Rice	1

#### 15+ Rebounds

-	-
---	---

#### 20+ Rebounds

-	-
---	---

#### 5+ Assists

Grant Basile	1
Hunter Cattoor	2
Justyn Mutts	14
Sean Pedulla	10

#### Scored VT's 1st Points

Grant Basile	10
Hunter Cattoor	3
MJ Collins	1
Lynn Kidd	2
Darius Maddox	1
Justyn Mutts	9
Sean Pedulla	4

#### Assists Leader

Grant Basile	5
Hunter Cattoor	2
MJ Collins	1
Darius Maddox	1
Justyn Mutts	17
Sean Pedulla	11

#### 10+ Points

Grant Basile	25
Hunter Cattoor	14
MJ Collins	2
Lynn Kidd	4
Darius Maddox	10
Justyn Mutts	23
Sean Pedulla	28
Mylyjael Poteat	1
Rodney Rice	1

#### 10+ Assists

-	-
---	---

#### 5+ Steals

Justyn Mutts	1
Sean Pedulla	1

#### 5+ Blocks

-	-
---	---

#### First Off VT Bench

Grant Basile	1
John Camden	3
MJ Collins	13
Lynn Kidd	17
Mylyjael Poteat	7
Rodney Rice	2

#### Steals Leader

Grant Basile	5
Hunter Cattoor	6
MJ Collins	2
Lynn Kidd	2
Darius Maddox	3
Justyn Mutts	14
Sean Pedulla	13
Mylyjael Poteat	2
Rodney Rice	2

#### 20+ Points

Grant Basile	9
Hunter Cattoor	3
Justyn Mutts	2
Sean Pedulla	5

#### Double-Doubles

Grant Basile	3
Justyn Mutts	8

#### Points Leader

Grant Basile	14
Hunter Cattoor	3
Darius Maddox	1
Justyn Mutts	4
Sean Pedulla	13

#### 30+ Points

Grant Basile	3
--------------	---

#### 10+ Rebounds

Grant Basile	3
Lynn Kidd	1
Justyn Mutts	8

#### Triple-Doubles

-	-
---	---


THE LAST TIME

LAST TIME VIRGINIA TECH...

Scored 100+ points and won	100-64, vs. Delaware State, 11/20/19
Scored 100+ points and lost	100-104 (2OT), vs. Maryland, 2/27/10
Played in OT	65-70 (OT), at Boston College, 12/21/22
Played in consecutive OTs	82-77 (OT), vs. UAB, 11/28/15; 79-81 (OT), vs. Northwestern, 12/1/15
Played in 2OT	79-77 (2OT), vs. North Carolina, 1/22/20
Played in 3OT	95-102 (3OT), vs. Miami (Fla.), 2/19/20
Scored 100+ points	100-64, vs. Delaware State, 11/20/19
Scored 90-99 points	93-87, at Notre Dame, 2/11/23
Scored 80-89 points	83-92, at Miami, 1/31/23
Scored 70-79 points	71-54, at Louisville, 2/28/23
Scored 60-69 points	65-81, at Duke, 2/25/23
Scored 50-59 points	50-51, at #19 Clemson, 1/21/23
Scored 40-49 points	47-24, at #23 NC State, 2/2/19
Scored 30-39 points	39-65, at #19 Virginia, 1/4/20
Scored 20-29 points	27-40, at McGuire Hospital, 2/2/46
Scored 10-19 points	16-45, at Virginia, 1/30/39
Scored less than 10 points	9-29, vs. North Carolina, 1/12/35
Allowed 100+ points	95-102 (3OT), vs. Miami (Fla.), 1/19/20
Allowed 90-99 points	83-92, at Miami, 1/31/23
Allowed 80-89 points	65-81, at Duke, 2/25/23
Allowed 70-79 points	70-76, vs. #13 Miami, 2/21/23
Allowed 60-69 points	74-68, vs. #6 Virginia, 2/4/23
Allowed 50-59 points	71-54, at Louisville, 2/28/23
Allowed 40-49 points	74-48, vs. Grambling State, 12/17/22
Allowed 30-39 points	65-39, vs. Radford, 11/15/21
Allowed 20-29 points	47-24, at #23 NC State, 2/2/19
Allowed 10-19 points	60-19, vs. Lynchburg, 1/9/46
Allowed less than 10 points	28-9, vs. Hampden-Sydney, 1/17/1923
Scored at least 60 points in a half	66, 2nd Half, vs. The Citadel, 11/12/17
Largest margin of victory	83 points, vs. Randolph-Macon (87-4), 1/10/1911
Largest margin of victory in ACC	38 points, vs. Wake Forest (84-46), 2/27/21
Defeated a ranked opponent on the road	47-24, at #23 NC State, 2/2/19
Defeated a ranked opponent at home	74-68, vs. #6 Virginia, 2/4/23
Defeated a ranked opponent on a neutral court	82-67, vs. #7 Duke, 3/12/22
Defeated a defending national champion	65-51, vs. #8 Virginia, 1/30/21
Held opponent without a double-figure scorer	65-39, vs. Radford, 11/15/21
Failed to have a double-figure scorer	41-57, vs. Temple, 2/25/96
Had 5 or more players score in double figures	5, vs. Pitt, 2/18/23
Had 6 or more players score in double figures	vs. Cornell, 12/8/21
Had 7 or more players score in double figures	vs. Cornell, 12/8/21
Did not make a 3FG	at Providence, 2/1/03
Opponent did not make a 3FG	vs. Virginia, 2/14/22
Did not shoot a FT in the first half	at Georgia Tech, 2/15/23
Did not shoot a FT in the second half	at #10 Virginia, 1/18/23
Opponent did not shoot a FT	vs. Merrimack, 11/21/21
Held an opponent under 10 points in a half	9 points, vs. Eastern Michigan (1H), 12/22/11
Held an opponent under 20 points in a half	17 points, vs. Pitt (1H), 2/7/22
Had double-figure blocked shots	10, 84-46, vs. Wake Forest, 2/27/21
Came back from a double-figure deficit to win	10 points, vs. Grambling State, 12/17/22
Lost a double-digit lead	11 points, at Boston College, 1/22/22
Led by 20 or more points at halftime	21 points, vs. Dayton, 12/7/22
Had 20-29 assists in a game	26, vs. Syracuse, 1/28/23
Had 30 or more assists	36, vs. The Citadel, 11/12/17
Held a team under 20 percent from the floor	16.7%, at No. 23/22 NC State, 2/2/19
Held a team under three made FGs in a half	2 FG, vs. Notre Dame, 1/10/21
Won an ACC Tournament Championship	82-67, vs. #7 Duke, 3/12/22
Won an NCAA Tournament game	67-58, vs. Liberty, 3/24/19

WHAT'S A HOKIE?

The answer leads all the way back to 1896 when Virginia Agricultural and Mechanical College changed its name to Virginia Polytechnic Institute. With the change came the necessity for writing a new cheer and a contest for such a purpose was held by the student body.



Senior O.M. Stull won first prize for his "Hokie" yell which is still used today. Later, when asked if "Hokie" had any special meaning, Stull explained the word was solely the product of his imagination and was used only as an attention-getter for his yell. It soon became a nickname for all Tech teams and for those people loyal to Tech athletics.

The official university school colors - Chicago Maroon and Burnt Orange - also were introduced in 1896. The colors were chosen by a committee because they made a 'unique combination' not worn elsewhere at the time. The official definition of "Hokie" is "a loyal Virginia Tech Fan."



OUR NAME

When referring to our name, we ask that you use Virginia Tech, Hokies or Tech - and not 'Vah Tech.' Thank you!

## THE LAST TIME

### LAST TIME A VIRGINIA TECH PLAYER...

Recorded a double-double	Justyn Mutts (13 pts./12 rebs.), at Louisville, 2/28/23
Recorded a triple-double	Justyn Mutts (12 pts./14 rebs./11 ast.), vs. Syracuse, 2/12/22
Two Tech players recorded double-doubles in same game	Keve Aluma (14 pts./12 rebs.) & Justyn Mutts (14 pts./11 rebs.), at Notre Dame, 1/27/21
Two Tech players recorded double-doubles in consecutive games	vs. North Carolina (ACC Tournament), 3/13/09; vs. Duquesne (NIT), 3/18/09
Had five or more steals	Sean Pedulla (5), at Georgia Tech, 2/15/23
Had 10 or more assists in a game	Justyn Mutts (11), vs. Syracuse, 2/12/22
Had 20 or more rebounds in a game	Jeff Allen (21), vs. Longwood, 12/14/08
Two Tech players with double-figure rebounds	Grant Basile (10) and Lynn Kidd (10), vs. Delaware State, 11/7/22
Two Tech players had five or more assists	Justyn Mutts (9) & Sean Pedulla (5), at Notre Dame, 2/11/23
Three Tech players had five or more assists	Justyn Mutts (8), Hunter Cattoor (8) & Grant Basile (5), vs. Syracuse, 1/28/23
Four Tech players had five or more assists	Kerry Blackshear Jr. (8), Devin Wilson (7), Justin Robinson (7) & Chris Clarke (5), vs. The Citadel, 11/12/17
Three Tech players made five or more 3FG	Nahiem Alleyne (5), Jalen Cone (5) & Isaiah Wilkins (5), vs. Delaware State, 11/20/19
Eight or more Tech players made a 3FG	8 players, at Pitt, 2/5/22
Two Tech players scored 20 or more points	Hunter Cattoor (20) & Sean Pedulla (20), at Miami, 1/31/23
Three Tech players scored 20 or more points	Nickeil Alexander-Walker (25), Ahmed Hill (23) & Justin Robinson (23), vs. #23 Purdue, 11/18/18
Two Tech players scored 20 or more points in consecutive games	Nickeil Alexander-Walker & Kerry Blackshear Jr., 11/10/17 & 11/12/17
Tech player scored 30 or more points in consecutive games	Grant Basile, 2/8/23 & 2/11/23
Tech freshman scored 20 or more points in a game	Sean Pedulla (20), at Florida State, 1/29/22
Three Tech freshmen scored in double figures in a game	Hunter Cattoor (14), Jalen Cone (11) & Lander Nolley II (10), vs. North Carolina, 3/10/20
Four Tech freshmen scored in double figures in a game	Landers Nolley II (21), Tyrece Radford (21), Jalen Cone (15) & Nahiem Alleyne (10), at Wake Forest, 1/14/20
Tech player scored 30-39 points in a game	Grant Basile (33), at Notre Dame, 2/11/23
Tech player scored 40-49 points in a game	Dorenzo Hudson (41), vs. Seton Hall, 1/2/10
Tech player scored 50+ points in a game	Bimbo Coles (51), vs. Southern Miss, 2/6/88
Tech player had consecutive double-doubles	Justyn Mutts, 11/17/22, 11/18/22
Tech player had three consecutive double-doubles	Keve Aluma, 1/27/21, 1/30/21, 2/3/21
Tech freshman had consecutive double-doubles	Kerry Blackshear Jr., 12/13/15, 12/19/15
Tech allowed a triple-double	Dennis Smith Jr. (27 pts./11 rebs./11 ast.), at NC State, 1/4/17
Tech had a walk-on score double figures	Christian Beyer (13), vs. Alabama A&M, 12/14/14





## THEME NIGHTS

11/7

VS. 

ACC TITLE CELEBRATION  
PART I

11/10

VS. 

MILITARY APPRECIATION

11/13

VS. 

ACC TITLE CELEBRATION  
PART II

12/4

VS. 

ORANGE OUT

12/7

VS. 

THE FINALS COUNTDOWN  
60'S NIGHT

12/17

VS. 

THE KIDS' TAKEOVER DAY

1/23

VS. 

BLACK OUT

1/28

VS. 

COACHES VS. CANCER

2/4

VS. 

SMITHFIELD LEADERSHIP COLLEGE  
MAROON OUT

2/18

VS. 

#LOVE GAME

2/21

VS. 

THINK OF BEER  
WHITE OUT

3/4


VS. 

SENIOR DAY




2022-23 VIRGINIA TECH MEN'S BASKETBALL / HOKIESPORTS.COM / @HOKIESMBB

13



## MIKE YOUNG

Head Coach | Fourth Season at Virginia Tech

2020-21 ACC Coach of the Year

### CAREER RECORDS

Overall Record	370-293
Conference Games	209-162
Non-Conference Games	157-130
Conference Tournament	24-14
NCAA Tournament	1-7
Overtime Games	20-17
One-Point Games	12-15
vs. AP Top 25	9-29

### VS. CURRENT ACC HEAD COACHES

Coach	All	VT	Wofford
Earl Grant	0-3	0-3	-
Brad Brownell	4-5	4-3	0-2
Jon Scheyer	1-1	1-1	-
Leonard Hamilton	1-1	1-1	-
Josh Pastner	3-4	2-3	1-1
Kenny Payne	1-0	1-0	-
Jim Larrañaga	4-6	3-5	1-1
Kevin Keatts	2-2	2-2	-
Hubert Davis	2-2	2-2	-
Mike Brey	5-2	5-1	0-1
Jeff Capel III	4-1	4-1	-
Jim Boeheim	3-3	3-3	-
Tony Bennett	3-5	3-4	0-1
Steve Forbes	8-5	2-2	6-3
<b>Total</b>	<b>41-40</b>	<b>33-31</b>	<b>8-9</b>

#### vs. Coach Young

Earl Grant	3-0 at BC
Brad Brownell	5-4 at Clemson
Jon Scheyer	1-1 at Duke
Leonard Hamilton	1-1 at Florida State
Josh Pastner	4-3 at Georgia Tech
Kenny Payne	0-1 at Louisville
Jim Larrañaga	0-1 at GMU; 6-3 at Miami
Kevin Keatts	2-2 at NC State
Hubert Davis	2-2 at UNC
Mike Brey	2-5 at Notre Dame
Jeff Capel III	1-4 at Pitt
Jim Boeheim	3-3 at Syracuse
Tony Bennett	5-3 at UVA
Steve Forbes	3-6 at ETSU; 2-2 at Wake

### ▶ COACH YOUNG: CAREER BREAKDOWN

Season	School	Overall	Conference	Finish	Postseason	Ranking	RPI/NET
2002-03	Wofford	14-15 .483	8-8 .500	T6th	-	-/-	219
2003-04	Wofford	9-20 .310	4-12 .250	T10th	-	-/-	273
2004-05	Wofford	14-14 .500	7-9 .438	8th	-	-/-	225
2005-06	Wofford	11-18 .379	6-9 .400	9th	-	-/-	287
2006-07	Wofford	10-20 .333	5-13 .278	T9th	-	-/-	295
2007-08	Wofford	16-16 .500	8-12 .400	8th	-	-/-	191
2008-09	Wofford	16-14 .533	12-8 .600	4th	-	-/-	177
2009-10	Wofford	26-9 .743	15-3 .833	1st	NCAA First Round	-/-	73
2010-11	Wofford	21-13 .618	14-4 .778	T1st	NCAA First Round	-/-	105
2011-12	Wofford	19-14 .576	12-6 .667	T2nd	CBI	-/-	178
2012-13	Wofford	13-19 .406	7-11 .389	T8th	-	-/-	253
2013-14	Wofford	20-13 .606	11-5 .688	T3rd	NCAA First Round	-/-	152
2014-15	Wofford	28-7 .800	16-2 .889	1st	NCAA First Round	RV/-	49
2015-16	Wofford	15-17 .469	11-7 .611	T3rd	-	-/-	202
2016-17	Wofford	16-17 .485	10-8 .556	T4th	-	-/-	189
2017-18	Wofford	21-13 .618	11-7 .611	T4th	CIT	-/-	141
2018-19	Wofford	30-5 .857	18-0 1.000	1st	NCAA Second Round	19/18	14
<b>Totals</b>	<b>17 Seasons</b>	<b>299-244 .551</b>	<b>175-124 .585</b>				
2019-20	Virginia Tech	16-16 .500	7-13 .350	T10th	-	-/-	92
2020-21	Virginia Tech	15-7 .682	9-4 .692	3rd	NCAA First Round	25/RV	51
2021-22	Virginia Tech	23-13 .639	11-9 .550	7th	NCAA First Round	RV/RV	27
2022-23	Virginia Tech	17-13 .567	7-12 .368	-	-	-/-	70
<b>Totals</b>	<b>4 Seasons</b>	<b>71-49 .592</b>	<b>34-38 .472</b>				
<b>Overall</b>	<b>21 Seasons</b>	<b>370-293 .558</b>	<b>209-162 .563</b>				

### ▶ THE YOUNG FILE

Born	5/1/1963
Hometown	Radford, Virginia
Wife	Margaret
Children	Cooper, Davis
Education	Emory & Henry, 1986
Joined Tech Staff	4/7/2019
Years as College Head Coach	20
Years as College Coach	35

#### Coaching Career

1986-88	Assistant Coach, Emory & Henry
1988-89	Assistant Coach, Radford
1989-02	Assistant Coach, Wofford
2002-19	Head Coach, Wofford
2019-pr.	Head Coach, Virginia Tech

### ▶ ACCOMPLISHMENTS

#### Seven NCAA Tournaments

2022, 2021, 2019, 2015, 2014, 2011, 2010

#### One ACC Tournament Championship

2022

#### Five SoCon Tournament Championships

2019, 2015, 2014, 2011, 2010

#### Four SoCon Regular-Season Titles

2019, 2015, 2011, 2010

#### Two-time National Coach of the Year

2019 (Sporting News), 2010 (Hugh Durham)

#### Three AP All-America Selections

Fletcher Magee (2018-19), Karl Cochran (2014-15), Noah Dahlman (2009-10)

# 0 HUNTER CATTOOR

SENIOR Guard | 6-3 | 200 | M.A. in Education, Liberal Arts and Human Sciences  
Orlando, Florida | Bishop Moore



## SEASON/CAREER BESTS

**POINTS**  
Season 22 vs. William & Mary (11/13/22)  
Career 31 vs. Duke (3/12/22)

**REBOUNDS**  
Season 7 (2x), last at GT (2/15/23)  
Career 9 vs. Radford (11/15/21)

**ASSISTS**  
Season 8 vs. Syracuse (1/28/23)  
Career 8 vs. Syracuse (1/28/23)

**BLOCKS**  
Season 2 (2x), last vs. Pitt (2/18/23)  
Career 3 vs. Wake Forest (2/27/21)

**STEALS**  
Season 4 (2x), last vs. Miami (2/21/23)  
Career 4 (2x), last vs. Miami (2/21/23)

**MINUTES**  
Season 40 (3x), last vs. Miami (2/21/23)  
Career 40 (3x), last vs. Miami (2/21/23)

**FIELD GOALS MADE**  
Season 7 (2x), last at CofC (11/20/22)  
Career 11 vs. Duke (3/12/22)

**FIELD GOALS ATTEMPTED**  
Season 13 at CofC (11/20/22)  
Career 16 vs. Duke (3/12/22)

**3-PT. FIELD GOALS MADE**  
Season 6 (2x), last vs. Syracuse (1/28/23)  
Career 9 at Florida State (1/29/22)

**3-PT. FIELD GOALS ATTEMPTED**  
Season 10 (5x), last at Louisville (2/28/23)  
Career 11 at Florida State (1/29/22)

**FREE THROWS MADE**  
Season 7 vs. Oklahoma State (12/11/22)  
Career 7 vs. Oklahoma State (12/11/22)

**FREE THROWS ATTEMPTED**  
Season 8 vs. Oklahoma State (12/11/22)  
Career 8 (2x), last vs. Oklahoma St. (12/11/22)

## CAREER STATS

	GP-GS	MIN	AVG	FG-FGA	FG%	3FG-FGA	3FG%	FT-FTA	FT%	OFF-DEF-TOT	AVG	PF-FO	AST	TO	BLK	STL	PTS	AVG
2019-20	31-3	629	20.3	69-165	.418	51-127	.402	14-22	.636	4-73-77	2.5	44-0	35	16	4	31	203	6.5
2020-21	22-2	489	22.2	57-125	.456	39-90	.433	34-43	.791	2-39-41	1.9	34-1	30	26	11	20	187	8.5
2021-22	36-36	1183	32.9	121-278	.435	83-199	.417	36-50	.720	12-131-143	4.0	80-0	73	36	6	39	361	10.0
2022-23	26-26	886	34.1	89-206	.432	67-158	.424	33-45	.733	7-96-103	4.0	46-0	62	23	4	25	278	10.7
<b>TOTAL</b>	<b>115-67</b>	<b>3187</b>	<b>27.7</b>	<b>336-774</b>	<b>.434</b>	<b>240-574</b>	<b>.418</b>	<b>117-160</b>	<b>.731</b>	<b>25-339-364</b>	<b>3.2</b>	<b>204-1</b>	<b>200</b>	<b>101</b>	<b>25</b>	<b>115</b>	<b>1029</b>	<b>8.9</b>

- 2022 ACC Tournament MVP; 31 points vs. Duke in title game. *Last name pronounced: kuh-TOUR*
- MVP of Basketball Hall of Fame Shootout vs. St. Bonaventure.
- One of Tech's top threats from three.
- Had 12 games of hitting three or more 3FGs in back-to-back seasons (2020-22).
- Reached double-figure scoring 17 times as a junior.
- Erupted for nine 3-pointers (tied single-game program record) at Florida State, which was the turning point in the Hokies' 2021-22 season.
- Originally committed to Wofford, but signed with the Hokies after Virginia Tech's hiring of Mike Young.
- Four-year letterwinner at Bishop Moore High School.
- Scored 1,420 points in high school. Was a 3-star recruit (247 Sports).
- Also played quarterback on Bishop Moore's football team.
- Wants to coach basketball when playing career is over.

## 2022-23 GAME-BY-GAME STATS

OPPONENT	DATE	ST	MIN	FG-FGA	PCT	3FG-FGA	PCT	FT-FTA	PCT	OFF	DEF	TOT	PF	A	T/O	BLK	STL	PTS	
Delaware State	11/7/22	*	26	2-6	.333	1-4	.250	1-2	.500	1	2	3	0	2	0	2	0	6	
Lehigh	11/10/22	*	29	2-4	.500	1-3	.333	1-2	.500	0	1	1	1	1	1	1	0	6	
William & Mary	11/13/22	*	30	7-11	.636	6-10	.600	2-2	1.000	0	3	3	1	3	0	0	0	22	
vs. Old Dominion	11/17/22	*	30	3-7	.429	2-4	.500	2-2	1.000	0	3	3	3	0	0	0	0	10	
vs. Penn State	11/18/22	*	38	1-6	.167	1-5	.200	0-0	.000	0	4	4	1	1	0	0	4	3	
at College of Charleston	11/20/22	*	38	7-13	.538	3-7	.429	0-2	.000	0	5	5	1	1	2	0	2	17	
Charleston Southern	11/25/22	*	33	2-10	.200	2-6	.333	2-2	1.000	2	5	7	3	4	1	0	0	8	
Minnesota	11/28/22	*	32	2-6	.333	2-4	.500	0-0	.000	0	6	6	1	1	2	0	0	6	
North Carolina	12/4/22	*	29	5-7	.714	3-4	.750	0-1	.000	0	3	3	3	1	0	0	0	13	
Dayton	12/7/22	*	33	3-8	.375	1-6	.167	0-0	.000	0	3	3	1	0	0	0	1	7	
vs. Oklahoma State	12/11/22	*	35	1-5	.200	0-3	.000	7-8	.875	0	6	6	1	1	1	0	3	9	
Grambling State	12/17/22	*	26	4-8	.500	4-8	.500	1-2	.500	0	4	4	2	1	0	0	0	13	
at Boston College	12/21/22	*	30	2-5	.400	1-3	.333	0-0	.000	0	5	5	3	1	2	0	1	5	
at Wake Forest	12/31/22																		
Clemson	1/4/23																		
NC State	1/7/23																		
at Syracuse	1/11/23																		
at Virginia	1/18/23	*	34	4-8	.500	3-6	.500	0-0	.000	1	5	6	2	5	1	0	0	11	
at Clemson	1/21/23	*	37	2-8	.250	2-7	.286	0-0	.000	0	4	4	0	3	2	0	1	6	
Duke	1/23/23	*	40	5-10	.500	5-10	.500	0-1	.000	0	2	2	0	0	0	0	2	15	
Syracuse	1/28/23	*	36	6-10	.600	6-10	.600	2-2	1.000	0	3	3	2	8	2	0	1	20	
at Miami	1/31/23	*	39	6-10	.600	3-6	.500	5-5	1.000	1	3	4	0	4	2	0	1	20	
Virginia	2/4/23	*	34	3-10	.300	3-7	.429	1-3	.333	0	4	4	2	2	1	0	0	10	
Boston College	2/8/23	*	38	2-10	.200	2-9	.222	2-2	1.000	0	4	4	2	3	3	0	0	8	
at Notre Dame	2/11/23	*	36	2-3	.667	2-3	.667	2-2	1.000	0	4	4	2	3	0	0	1	8	
at Georgia Tech	2/15/23	*	40	3-7	.429	3-7	.429	2-2	1.000	0	7	7	3	3	0	0	1	11	
Pitt	2/18/23	*	32	4-7	.571	3-4	.750	1-3	.333	0	5	5	3	3	0	2	0	12	
Miami	2/21/23	*	40	5-11	.455	5-10	.500	0-0	.000	2	4	6	4	4	0	0	4	15	
at Duke	2/25/23	*	38	2-4	.500	0-2	.000	2-2	1.000	0	0	0	3	0	3	0	1	6	
at Louisville	2/28/23	*	34	4-12	.333	3-10	.300	0-0	.000	0	1	1	2	4	0	0	2	11	
Florida State	3/4/23																		

## PRODUCTION TRACKER

	This Season	Career
Scored 10+ Points	14	52
Scored 20+ Points	3	6
Led Tech in Scoring	3	11
Made 3+ 3FGs	13	37
Led Tech in 3FGM	17	43
Shot over 40% from 3	15	62
Had a Double-Double	-	-
Had Multiple Assists	15	54
Had Multiple Steals	6	32



# 1 RODNEY RICE

**FRESHMAN** Guard | 6-4 | 195 | Communication  
Clinton, Maryland | DeMatha Catholic



## SEASON/CAREER BESTS

### POINTS

Season 11 at Duke (2/25/23)  
Career 11 at Duke (2/25/23)

### REBOUNDS

Season 4 at Syracuse (1/11/23)  
Career 4 at Syracuse (1/11/23)

### ASSISTS

Season 2 at Duke (2/25/23)  
Career 2 at Duke (2/25/23)

### BLOCKS

Season 1 vs. Miami (2/21/23)  
Career 1 vs. Miami (2/21/23)

### STEALS

Season 3 at Syracuse (1/11/23)  
Career 3 at Syracuse (1/11/23)

### MINUTES

Season 29 at Syracuse (1/11/23)  
Career 29 at Syracuse (1/11/23)

### FIELD GOALS MADE

Season 3 at Duke (2/25/23)  
Career 3 at Duke (2/25/23)

### FIELD GOALS ATTEMPTED

Season 9 at Syracuse (1/11/23)  
Career 9 at Syracuse (1/11/23)

### 3-PT. FIELD GOALS MADE

Season 3 at Duke (2/25/23)  
Career 3 at Duke (2/25/23)

### 3-PT. FIELD GOALS ATTEMPTED

Season 5 (3x), last at Louisville (2/28/23)  
Career 5 (3x), last at Louisville (2/28/23)

### FREE THROWS MADE

Season 4 at Louisville (2/28/23)  
Career 4 at Louisville (2/28/23)

### FREE THROWS ATTEMPTED

Season 5 at Louisville (2/28/23)  
Career 5 at Louisville (2/28/23)

## CAREER STATS

	GP-GS	MIN	AVG	FG-FGA	FG%	3FG-FGA	3FG%	FT-FTA	FT%	OFF-DEF-TOT	AVG	PF-FO	AST	TO	BLK	STL	PTS	AVG
2022-23	4-0	78	19.5	5-25	.200	4-17	.235	6-8	.750	1-7-8	2.0	7-0	3	4	1	5	20	5.0
<b>TOTAL</b>	<b>4-0</b>	<b>78</b>	<b>19.5</b>	<b>5-25</b>	<b>.200</b>	<b>4-17</b>	<b>.235</b>	<b>6-8</b>	<b>.750</b>	<b>1-7-8</b>	<b>2.0</b>	<b>7-0</b>	<b>3</b>	<b>4</b>	<b>1</b>	<b>5</b>	<b>20</b>	<b>5.0</b>

- Suffered a broken finger in his right hand at the end of the Jan. 14 practice and missed 5.5 weeks.
- Recovered from ankle surgery in August to make his season debut at Syracuse on Jan. 11.
- Three-year letterwinner at DeMatha where he played one season under the direction of current Tech associate head coach Mike Jones.
- All-Met First Team selection in 2021-22 after leading the Stags in scoring.
- Averaged 18.5 points per game across a three-year career at DeMatha.
- Four-star recruit ranked 45th overall, third in Maryland and eighth at his position by ESPN.
- Chose the Hokies over Louisville, Alabama, Notre Dame, Georgetown and Maryland.
- Father, Rodney Rice Sr., played basketball at Richmond and led the Spiders to the Sweet 16 of the 1988 NCAA Tournament.

## 2022-23 GAME-BY-GAME STATS

OPPONENT	DATE	ST	MIN	FG-FGA	PCT	3FG-FGA	PCT	FT-FTA	PCT	OFF	DEF	TOT	PF	A	T/O	BLK	STL	PTS	
Delaware State	11/7/22																		
Lehigh	11/10/22																		
William & Mary	11/13/22																		
vs. Old Dominion	11/17/22																		
vs. Penn State	11/18/22																		
at College of Charleston	11/20/22																		
Charleston Southern	11/25/22																		
Minnesota	11/28/22																		
North Carolina	12/4/22																		
Dayton	12/7/22																		
vs. Oklahoma State	12/11/22																		
Grambling State	12/17/22																		
at Boston College	12/21/22																		
at Wake Forest	12/31/22																		
Clemson	1/4/23																		
NC State	1/7/23																		
at Syracuse	1/11/23		29	1-9	.111	0-5	.000	0-0	.000	1	3	4	3	1	2	0	3	2	
at Virginia	1/18/23																		
at Clemson	1/21/23																		
Duke	1/23/23																		
Syracuse	1/28/23																		
at Miami	1/31/23																		
Virginia	2/4/23																		
Boston College	2/8/23																		
at Notre Dame	2/11/23																		
at Georgia Tech	2/15/23																		
Pitt	2/18/23																		
Miami	2/21/23		11	0-3	.000	0-2	.000	0-0	.000	0	2	2	0	0	0	1	0	0	
at Duke	2/25/23		22	3-7	.429	3-5	.600	2-3	.667	0	2	1	2	2	0	2	11		
at Louisville	2/28/23		16	1-6	.167	1-5	.200	4-5	.800	0	0	0	3	0	0	0	0	7	
Florida State	3/4/23																		

## PRODUCTION TRACKER

	This Season
Scored 10+ Points	1
Scored 20+ Points	-
Led Tech in Scoring	-
Made multiple 3FGs	1
Led Tech in 3FGM	1
Shot over 40% from 3	1
Had a Double-Double	-
Had Multiple Assists	1
Had Multiple Steals	2





# 2 MJ COLLINS

**FRESHMAN** Guard | 6-4 | 190 | Communication  
Clover, South Carolina | Combine Academy



## SEASON/CAREER BESTS

### POINTS

Season 12 at Notre Dame (2/11/23)  
Career 12 at Notre Dame (2/11/23)

### REBOUNDS

Season 8 vs. UNC (12/4/22)  
Career 8 vs. UNC (12/4/22)

### ASSISTS

Season 4 vs. Miami (2/21/23)  
Career 4 vs. Miami (2/21/23)

### BLOCKS

Season -  
Career -

### STEALS

Season 2 vs. Syracuse (1/28/23)  
Career 2 vs. Syracuse (1/28/23)

### MINUTES

Season 36 vs. Pitt (2/18/23)  
Career 36 vs. Pitt (2/18/23)

### FIELD GOALS MADE

Season 4 (2x), last at Notre Dame (2/11/23)  
Career 4 (2x), last at Notre Dame (2/11/23)

### FIELD GOALS ATTEMPTED

Season 7 (4x), last at Notre Dame (2/11/23)  
Career 7 (4x), last at Notre Dame (2/11/23)

### 3-PT. FIELD GOALS MADE

Season 3 vs. Syracuse (1/28/23)  
Career 3 vs. Syracuse (1/28/23)

### 3-PT. FIELD GOALS ATTEMPTED

Season 5 vs. Syracuse (1/28/23)  
Career 5 vs. Syracuse (1/28/23)

### FREE THROWS MADE

Season 6 at Louisville (2/28/23)  
Career 6 at Louisville (2/28/23)

### FREE THROWS ATTEMPTED

Season 6 at Louisville (2/28/23)  
Career 6 at Louisville (2/28/23)

## CAREER STATS

	GP-GS	MIN	AVG	FG-FGA	FG%	3FG-FGA	3FG%	FT-FTA	FT%	OFF-DEF-TOT	AVG	PF-FO	AST	TO	BLK	STL	PTS	AVG
2022-23	30-12	722	24.1	44-124	.355	16-58	.276	22-28	.786	16-58-74	2.5	39-0	39	16	0	8	126	4.2
<b>TOTAL</b>	<b>30-12</b>	<b>722</b>	<b>24.1</b>	<b>44-124</b>	<b>.355</b>	<b>16-58</b>	<b>.276</b>	<b>22-28</b>	<b>.786</b>	<b>16-58-74</b>	<b>2.5</b>	<b>39-0</b>	<b>39</b>	<b>16</b>	<b>0</b>	<b>8</b>	<b>126</b>	<b>4.2</b>

- A two-year letterwinner at Westminster Catawba before transferring to Combine Academy for his senior season.
- Combine ended the season ranked No. 20 in the country with a 25-5 record and a state championship in 2021-22.
- All-state, all-conference and the Male Athlete of the Year after averaging 23 points per game as a junior.
- Coached by Sim Frazier while playing for Team Curry in the summer of 2021.
- Rated the 181st-best prospect in the 2022 class on 247Sports.
- Tabbed the second-best player in the state of South Carolina and the 27th-best combo guard nationally, according to 247Sports.
- Four-star recruit and ranked 22nd at his position by ESPN.
- Chose the Hokies over Clemson, Oklahoma, Providence, South Florida and East Tennessee State.
- His sister, Reneazia, won three state championships in track.

## 2022-23 GAME-BY-GAME STATS

OPPONENT	DATE	ST	MIN	FG-FGA	PCT	3FG-FGA	PCT	FT-FTA	PCT	OFF	DEF	TOT	PF	A	T/O	BLK	STL	PTS
Delaware State	11/7/22		23	2-7	.286	0-2	.000	0-0	.000	0	2	2	0	2	1	0	1	4
Lehigh	11/10/22		24	2-5	.400	1-3	.333	0-0	.000	0	0	1	1	0	0	1	5	
William & Mary	11/13/22		16	2-7	.286	1-3	.333	2-2	1.000	0	0	0	4	0	0	0	7	
vs. Old Dominion	11/17/22		19	1-2	.500	0-0	.000	0-0	.000	0	1	1	1	2	0	0	2	
vs. Penn State	11/18/22		16	0-2	.000	0-2	.000	2-2	1.000	1	3	4	2	1	0	0	2	
at College of Charleston	11/20/22		25	2-6	.333	0-3	.000	1-1	1.000	1	3	4	3	2	1	0	5	
Charleston Southern	11/25/22		16	0-2	.000	0-1	.000	0-0	.000	0	1	1	0	0	0	0	0	
Minnesota	11/28/22		21	1-2	.500	1-2	.500	0-0	.000	0	3	3	1	2	0	0	3	
North Carolina	12/4/22		21	2-7	.286	1-4	.250	3-4	.750	5	3	8	3	1	0	0	8	
Dayton	12/7/22		22	1-4	.250	0-2	.000	0-0	.000	0	2	2	0	3	0	0	2	
vs. Oklahoma State	12/11/22		14	1-3	.333	0-2	.000	0-0	.000	0	1	1	0	0	0	0	2	
Grambling State	12/17/22		22	2-3	.667	0-1	.000	0-1	.000	0	2	1	3	2	0	1	4	
at Boston College	12/21/22		21	0-2	.000	0-1	.000	0-0	.000	0	5	5	0	1	1	0	0	
at Wake Forest	12/31/22		28	1-4	.250	1-2	.500	0-0	.000	0	3	3	4	1	1	0	3	
Clemson	1/4/23		9	0-1	.000	0-0	.000	0-0	.000	0	2	2	0	0	1	0	0	
NC State	1/7/23	*	28	3-5	.600	0-1	.000	0-0	.000	1	1	2	0	3	0	0	6	
at Syracuse	1/11/23	*	21	0-3	.000	0-1	.000	0-0	.000	1	1	2	1	0	0	0	0	
at Virginia	1/18/23		19	3-5	.600	2-3	.667	0-0	.000	1	3	4	0	0	0	0	8	
at Clemson	1/21/23		28	2-3	.667	2-2	1.000	0-0	.000	0	1	1	1	0	0	1	6	
Duke	1/23/23		22	2-4	.500	1-2	.500	1-2	.500	1	4	5	3	1	1	0	6	
Syracuse	1/28/23	*	35	4-6	.667	3-5	.600	0-0	.000	1	0	1	4	0	2	0	2	11
at Miami	1/31/23	*	30	1-4	.250	0-1	.000	0-0	.000	0	2	2	1	1	2	0	2	
Virginia	2/4/23	*	35	2-5	.400	0-1	.000	1-2	.500	1	4	5	2	0	1	0	5	
Boston College	2/8/23	*	29	0-1	.000	0-1	.000	0-0	.000	0	3	3	0	2	0	0	0	
at Notre Dame	2/11/23	*	35	4-7	.571	1-3	.333	3-3	1.000	0	2	2	0	1	0	0	12	
at Georgia Tech	2/15/23	*	22	1-5	.200	1-2	.500	0-0	.000	1	4	5	3	2	1	0	3	
Pitt	2/18/23	*	36	1-5	.200	0-2	.000	3-4	.750	1	0	1	1	2	0	0	5	
Miami	2/21/23	*	32	2-5	.400	1-2	.500	0-0	.000	0	1	1	0	4	0	0	1	5
at Duke	2/25/23	*	23	1-4	.250	0-1	.000	0-1	.000	0	1	1	1	2	0	0	2	
at Louisville	2/28/23	*	30	1-5	.200	0-3	.000	6-6	1.000	1	0	1	0	3	1	0	1	8
Florida State	3/4/23																	

## PRODUCTION TRACKER

	This Season
Scored 10+ Points	2
Scored 20+ Points	-
Led Tech in Scoring	-
Made multiple 3FGs	3
Led Tech in 3FGM	2
Shot over 40% from 3	8
Had a Double-Double	-
Had Multiple Assists	13
Had Multiple Steals	1



# 3 SEAN PEDULLA

**SOPHOMORE** Guard | 6-1 | 195 | Sports Media and Analytics  
Edmond, Oklahoma | Edmond Memorial



## SEASON/CAREER BESTS

### POINTS

Season 22 (2x), last vs. Virginia (2/4/23)  
Career 22 (2x), last vs. Virginia (2/4/23)

### REBOUNDS

Season 7 at Clemson (1/21/23)  
Career 7 at Clemson (1/21/23)

### ASSISTS

Season 8 vs. Delaware State (11/7/22)  
Career 8 vs. Delaware State (11/7/22)

### BLOCKS

Season 1 (6x), last at Louisville (2/28/23)  
Career 1 (7x), last at Louisville (2/28/23)

### STEALS

Season 5 at Georgia Tech (2/15/23)  
Career 5 at Georgia Tech (2/15/23)

### MINUTES

Season 44 at Boston College (12/21/22)  
Career 44 at Boston College (12/21/22)

### FIELD GOALS MADE

Season 9 vs. Lehigh (11/10/22)  
Career 9 vs. Lehigh (11/10/22)

### FIELD GOALS ATTEMPTED

Season 18 (3x), last at Clemson (1/21/23)  
Career 18 (3x), last at Clemson (1/21/23)

### 3-PT. FIELD GOALS MADE

Season 5 vs. Delaware State (11/7/22)  
Career 6 at Florida State (1/29/22)

### 3-PT. FIELD GOALS ATTEMPTED

Season 11 at Syracuse (1/11/23)  
Career 11 at Syracuse (1/11/23)

### FREE THROWS MADE

Season 8 vs. Virginia (2/4/23)  
Career 10 vs. Texas (3/18/22)

### FREE THROWS ATTEMPTED

Season 9 (2x), last vs. Virginia (2/4/23)  
Career 10 vs. Texas (3/18/22)

## CAREER STATS

	GP-GS	MIN	AVG	FG-FGA	FG%	3FG-FGA	3FG%	FT-FTA	FT%	OFF-DEF-TOT	AVG	PF-FO	AST	TO	BLK	STL	PTS	AVG
2021-22	36-0	467	13.0	62-145	.428	34-76	.447	36-40	.900	6-36-42	1.2	54-2	47	31	1	21	194	5.4
2022-23	30-30	1076	35.9	159-384	.414	57-172	.331	78-90	.867	12-101-113	3.8	83-3	118	59	6	40	453	15.1
<b>TOTAL</b>	<b>66-30</b>	<b>1543</b>	<b>23.4</b>	<b>221-529</b>	<b>.418</b>	<b>91-248</b>	<b>.367</b>	<b>114-130</b>	<b>.877</b>	<b>18-137-155</b>	<b>2.3</b>	<b>137-5</b>	<b>165</b>	<b>90</b>	<b>7</b>	<b>61</b>	<b>647</b>	<b>9.8</b>

- Will take over the reins at point guard following the graduation of Storm Murphy. *Last name pronounced: puh-DOOL-uh*
- Solid sharpshooter from downtown – shot over 40% from three 18 times as a freshman.
- Posted a career-high 20 points at Florida State, which was the turning point in the Hokies' 2021-22 season. He drilled 6 of 7 from long range in that game.
- Guided Edmond Memorial to three state tournaments.
- Two-time all-state selection and COAC Offensive Player of the Year that averaged 17.6 points a game as a senior.
- Rated the 165th-best prospect in the 2021 class on 247Sports.
- Tabbed the second-best player in the state of Oklahoma and the 25th-best point guard nationally, according to 247Sports.
- Chose the Hokies over Minnesota and Oklahoma State.
- One of Dominic and Bernadette Pedulla's nine children. His siblings JJ, Edmund and Claire won state championships in high school basketball, while Brendan won a state championship in rugby.

## 2022-23 GAME-BY-GAME STATS

OPPONENT	DATE	ST	MIN	FG-FGA	PCT	3FG-FGA	PCT	FT-FTA	PCT	OFF	DEF	TOT	PF	A	T/O	BLK	STL	PTS
Delaware State	11/7/22	*	29	5-12	.417	5-8	.625	3-4	.750	0	4	4	1	8	2	0	1	18
Lehigh	11/10/22	*	33	9-17	.529	1-5	.200	1-1	1.000	0	3	3	0	2	0	1	0	20
William & Mary	11/13/22	*	36	7-11	.636	4-7	.571	4-4	1.000	1	3	4	2	4	1	1	1	22
vs. Old Dominion	11/17/22	*	34	7-15	.467	2-5	.400	2-5	.400	0	4	4	2	7	1	0	0	18
vs. Penn State	11/18/22	*	38	5-13	.385	0-6	.000	0-0	.000	0	1	1	1	3	1	0	3	10
at College of Charleston	11/20/22	*	34	7-15	.467	1-5	.200	2-2	1.000	0	3	3	3	3	4	0	2	17
Charleston Southern	11/25/22	*	37	6-10	.600	1-2	.500	2-3	.667	0	4	4	1	3	1	0	0	15
Minnesota	11/28/22	*	35	8-13	.615	1-3	.333	0-0	.000	1	3	4	2	2	1	0	0	17
North Carolina	12/4/22	*	36	5-14	.357	1-5	.200	3-4	.750	0	4	4	4	4	2	0	0	14
Dayton	12/7/22	*	27	8-13	.615	2-5	.400	1-1	1.000	0	1	1	5	2	1	0	2	19
vs. Oklahoma State	12/11/22	*	39	6-16	.375	2-4	.500	2-3	.667	1	4	5	3	4	1	0	1	16
Grambling State	12/17/22	*	33	5-12	.417	4-8	.500	7-9	.778	1	4	5	1	6	3	0	2	21
at Boston College	12/21/22	*	44	7-16	.438	1-5	.200	3-3	1.000	1	1	2	5	5	4	0	0	18
at Wake Forest	12/31/22	*	38	6-18	.333	1-9	.111	5-5	1.000	1	3	4	4	7	3	0	3	18
Clemson	1/4/23	*	37	5-18	.278	4-9	.444	0-0	.000	0	5	5	4	4	3	1	0	14
NC State	1/7/23	*	40	5-13	.385	1-3	.333	8-8	1.000	1	4	5	4	4	4	0	1	19
at Syracuse	1/11/23	*	40	3-15	.200	2-11	.182	2-2	1.000	0	6	6	3	7	2	0	2	10
at Virginia	1/18/23	*	40	4-9	.444	2-6	.333	0-0	.000	0	1	1	4	3	2	1	2	10
at Clemson	1/21/23	*	35	2-13	.154	1-7	.143	2-2	1.000	1	6	7	2	2	3	0	4	7
Duke	1/23/23	*	39	4-8	.500	3-5	.600	5-5	1.000	0	2	2	1	5	2	0	2	16
Syracuse	1/28/23	*	17	1-4	.250	1-3	.333	3-4	.750	0	3	3	4	2	2	0	2	6
at Miami	1/31/23	*	40	6-10	.600	2-5	.400	6-6	1.000	0	1	1	3	3	6	0	2	20
Virginia	2/4/23	*	34	6-13	.462	2-6	.333	8-9	.889	0	5	5	4	2	1	0	1	22
Boston College	2/8/23	*	37	4-13	.308	3-9	.333	1-2	.500	0	4	4	5	2	1	0	0	12
at Notre Dame	2/11/23	*	40	4-7	.571	1-3	.333	3-3	1.000	0	1	1	4	5	0	0	1	12
at Georgia Tech	2/15/23	*	40	5-17	.294	1-8	.125	0-0	.000	2	1	3	3	4	2	0	5	11
Pitt	2/18/23	*	39	4-9	.444	2-3	.667	2-2	1.000	1	5	6	2	5	1	0	2	12
Miami	2/21/23	*	36	6-15	.400	2-9	.222	3-3	1.000	1	5	6	4	4	3	0	0	17
at Duke	2/25/23	*	34	5-14	.357	2-4	.500	0-0	.000	0	5	5	1	1	0	1	0	12
at Louisville	2/28/23	*	36	4-11	.364	2-4	.500	0-0	.000	0	5	5	1	5	2	1	1	10
Florida State	3/4/23																	

## PRODUCTION TRACKER

	This Season	Career
Scored 10+ Points	28	33
Scored 20+ Points	5	6
Led Tech in Scoring	13	14
Made 3+ 3FGs	6	10
Led Tech in 3FGM	5	9
Shot over 40% from 3	13	31
Had a Double-Double	-	-
Had Multiple Assists	29	42
Had Multiple Steals	13	16



# 4 DARREN BUCHANAN JR.

**FRESHMAN** Forward | 6-7 | 235 | Communication  
Washington, D.C. | Woodrow Wilson



## SEASON/CAREER BESTS

### POINTS

Season -  
Career -

### REBOUNDS

Season -  
Career -

### ASSISTS

Season -  
Career -

### BLOCKS

Season -  
Career -

### STEALS

Season -  
Career -

### MINUTES

Season -  
Career -

### FIELD GOALS MADE

Season -  
Career -

### FIELD GOALS ATTEMPTED

Season -  
Career -

### 3-PT. FIELD GOALS MADE

Season -  
Career -

### 3-PT. FIELD GOALS ATTEMPTED

Season -  
Career -

### FREE THROWS MADE

Season -  
Career -

### FREE THROWS ATTEMPTED

Season -  
Career -

## CAREER STATS

	GP-GS	MIN	AVG	FG-FGA	FG%	3FG-FGA	3FG%	FT-FTA	FT%	OFF-DEF-TOT	AVG	PF-FO	AST	TO	BLK	STL	PTS	AVG	
2022-23																			
<b>TOTAL</b>																			

- Will redshirt the 2022-23 season.
- A four-year letterwinner at Woodrow Wilson in Washington, D.C.
- 2022 D.C. Gatorade Player of the Year and All-Met Player of the Year.
- Two-time DCIAA Player of the Year and two-time DCIAA champion.
- Two-time all-state first team selection, All-Met first team as a senior (joining teammate Rodney Rice) and two-time DCIAA first team.
- Averaged 17 points, 10 rebounds, four assists and three steals during his four-year career at Woodrow Wilson.
- Coached by Osman Bangura and Angelo Hernandez while playing for Team Durant on the Nike EYBL circuit for three years.
- Tabbed the second-best player in Washington, D.C., and the 47th-best small forward nationally, according to 247Sports; Three-star recruit according to multiple outlets.
- Chose the Hokies over Georgetown, Rutgers, George Mason and George Washington.
- Related to former NFL tight end Vernon Davis.

*Name pronounced: DARE-in BUH-can-in*

## 2022-23 GAME-BY-GAME STATS

OPPONENT	DATE	ST	MIN	FG-FGA	PCT	3FG-FGA	PCT	FT-FTA	PCT	OFF	DEF	TOT	PF	A	T/O	BLK	STL	PTS	
Delaware State	11/7/22																		DNP
Lehigh	11/10/22																		DNP
William & Mary	11/13/22																		DNP
vs. Old Dominion	11/17/22																		DNP
vs. Penn State	11/18/22																		DNP
at College of Charleston	11/20/22																		DNP
Charleston Southern	11/25/22																		DNP
Minnesota	11/28/22																		DNP
North Carolina	12/4/22																		DNP
Dayton	12/7/22																		DNP
vs. Oklahoma State	12/11/22																		DNP
Grambling State	12/17/22																		DNP
at Boston College	12/21/22																		DNP
at Wake Forest	12/31/22																		DNP
Clemson	1/4/23																		DNP
NC State	1/7/23																		DNP
at Syracuse	1/11/23																		DNP
at Virginia	1/18/23																		DNP
at Clemson	1/21/23																		DNP
Duke	1/23/23																		DNP
Syracuse	1/28/23																		DNP
at Miami	1/31/23																		DNP
Virginia	2/4/23																		DNP
Boston College	2/8/23																		DNP
at Notre Dame	2/11/23																		DNP
at Georgia Tech	2/15/23																		DNP
Pitt	2/18/23																		DNP
Miami	2/21/23																		DNP
at Duke	2/25/23																		DNP
at Louisville	2/28/23																		DNP
Florida State	3/4/23																		DNP

## PRODUCTION TRACKER

	This Season
Scored 10+ Points	-
Had 5+ Rebounds	-
Had Multiple Blocks	-
Led Tech in Blocks	-
Had Multiple Steals	-
Shot over 50% from the floor	-
Played 10+ Minutes	-
Shot 5+ Free Throws	-
Had Multiple Dunks	-



# 5 PATRICK WESSLER

**FRESHMAN** Center | 7-0 | 245 | Business Marketing  
 Matthews, North Carolina | Combine Academy



*Last name pronounced: WES-ler*

- Will redshirt the 2022-23 season.
- Invited to the Allen Iverson 24K Showcase game in Memphis.
- Played his final two seasons at Combine Academy where he guided the program to a state championship in 2021-22.
- Averaged 18 points, 14 rebounds and 2.3 blocks as a senior, while Combine ended the season ranked No. 20 in the country with a 25-5 record.
- Named 2020-21 HoopState Network Sixth Man of the Year.
- Played his freshman and sophomore seasons at David W. Butler High School in Matthews, N.C.
- Southwestern 4A Conference Player of the Year.
- Completed for CC Elite on the AAU circuit.
- Rated the 148th-best prospect in the 2022 class by 247Sports; Tabbed the third-best player in the state of North Carolina and the 24th-best center nationally, according to 247Sports.
- Chose the Hokies over Providence, Southern Cal, NC State and Ole Miss.

## SEASON/CAREER BESTS

### POINTS

Season -  
 Career -

### REBOUNDS

Season -  
 Career -

### ASSISTS

Season -  
 Career -

### BLOCKS

Season -  
 Career -

### STEALS

Season -  
 Career -

### MINUTES

Season -  
 Career -

### FIELD GOALS MADE

Season -  
 Career -

### FIELD GOALS ATTEMPTED

Season -  
 Career -

### 3-PT. FIELD GOALS MADE

Season -  
 Career -

### 3-PT. FIELD GOALS ATTEMPTED

Season -  
 Career -

### FREE THROWS MADE

Season -  
 Career -

### FREE THROWS ATTEMPTED


Season -  
 Career -

## 2022-23 GAME-BY-GAME STATS

OPPONENT	DATE	ST	MIN	FG-FGA	PCT	3FG-FGA	PCT	FT-FTA	PCT	OFF	DEF	TOT	PF	A	T/O	BLK	STL	PTS	
Delaware State	11/7/22																		DNP
Lehigh	11/10/22																		DNP
William & Mary	11/13/22																		DNP
vs. Old Dominion	11/17/22																		DNP
vs. Penn State	11/18/22																		DNP
at College of Charleston	11/20/22																		DNP
Charleston Southern	11/25/22																		DNP
Minnesota	11/28/22																		DNP
North Carolina	12/4/22																		DNP
Dayton	12/7/22																		DNP
vs. Oklahoma State	12/11/22																		DNP
Grambling State	12/17/22																		DNP
at Boston College	12/21/22																		DNP
at Wake Forest	12/31/22																		DNP
Clemson	1/4/23																		DNP
NC State	1/7/23																		DNP
at Syracuse	1/11/23																		DNP
at Virginia	1/18/23																		DNP
at Clemson	1/21/23																		DNP
Duke	1/23/23																		DNP
Syracuse	1/28/23																		DNP
at Miami	1/31/23																		DNP
Virginia	2/4/23																		DNP
Boston College	2/8/23																		DNP
at Notre Dame	2/11/23																		DNP
at Georgia Tech	2/15/23																		DNP
Pitt	2/18/23																		DNP
Miami	2/21/23																		DNP
at Duke	2/25/23																		DNP
at Louisville	2/28/23																		DNP
Florida State	3/4/23																		DNP

## PRODUCTION TRACKER

	This Season
Scored 10+ Points	-
Had 5+ Rebounds	-
Had Multiple Blocks	-
Led Tech in Blocks	-
Had Multiple Steals	-
Shot over 50% from the floor	-
Played 10+ Minutes	-
Shot 5+ Free Throws	-
Had Multiple Dunks	-



## CAREER STATS

	GP-GS	MIN	AVG	FG-FGA	FG%	3FG-FGA	3FG%	FT-FTA	FT%	OFF-DEF-TOT	AVG	PF-FO	AST	TO	BLK	STL	PTS	AVG	
2022-23																			
TOTAL																			

# 10 CAMDEN JOHNSON

**SOPHOMORE** Guard | 6-1 | 185 | Business Finance  
Waxhaw, North Carolina | Metrolina Christian Academy



## SEASON/CAREER BESTS

### POINTS

Season 1 at Duke (2/25/23)  
Career 3 vs. Merrimack (11/21/21)

### REBOUNDS

Season 2 at Duke (2/25/23)  
Career 2 at Duke (2/25/23)

### ASSISTS

Season 1 (4x), last vs. Grambling (12/17/22)  
Career 1 (5x), last vs. Grambling (12/17/22)

### BLOCKS

Season -  
Career -

### STEALS

Season -  
Career 1 (2x), last vs. Louisville (3/1/22)

### MINUTES

Season 8 vs. Delaware State (11/7/22)  
Career 8 vs. Delaware State (11/7/22)

### FIELD GOALS MADE

Season -  
Career 1 vs. Merrimack (11/21/21)

### FIELD GOALS ATTEMPTED

Season 1 (2x), last at Duke (2/25/23)  
Career 1 (5x), last at Duke (2/25/23)

### 3-PT. FIELD GOALS MADE

Season -  
Career 1 vs. Merrimack (11/21/21)

### 3-PT. FIELD GOALS ATTEMPTED

Season 1 at Duke (2/25/23)  
Career 1 (3x), last at Duke (2/25/23)

### FREE THROWS MADE

Season 1 at Duke (2/25/23)  
Career 1 at Duke (2/25/23)

### FREE THROWS ATTEMPTED

Season 2 at Duke (2/25/23)  
Career 2 at Duke (2/25/23)

## CAREER STATS

	GP-GS	MIN	AVG	FG-FGA	FG%	3FG-FGA	3FG%	FT-FTA	FT%	OFF-DEF-TOT	AVG	PF-FO	AST	TO	BLK	STL	PTS	AVG
2021-22	10-0	17	1.7	1-3	.333	1-2	.500	0-0	.000	0-2-2	0.2	1-0	1	0	0	2	3	0.3
2022-23	8-0	22	2.8	0-2	.000	0-1	.000	1-2	.500	2-3-5	0.6	2-0	4	1	0	0	1	0.1
<b>TOTAL</b>	<b>18-0</b>	<b>39</b>	<b>2.2</b>	<b>1-5</b>	<b>.200</b>	<b>1-3</b>	<b>.333</b>	<b>1-2</b>	<b>.500</b>	<b>2-5-7</b>	<b>0.4</b>	<b>3-0</b>	<b>5</b>	<b>1</b>	<b>0</b>	<b>2</b>	<b>4</b>	<b>0.2</b>

- Recruited as a preferred walk-on.
- Earned full scholarship on Jan. 14, 2023.
- Averaged 14 points, 6.6 rebounds, 3.2 assists and 2.3 steals per game his senior season at Metrolina.
- Parents, Joey and Cindy Johnson, both attended Virginia Tech.

## 2022-23 GAME-BY-GAME STATS

OPPONENT	DATE	ST	MIN	FG-FGA	PCT	3FG-FGA	PCT	FT-FTA	PCT	OFF	DEF	TOT	PF	A	T/O	BLK	STL	PTS
Delaware State	11/7/22		8	0-0	.000	0-0	.000	0-0	.000	1	0	1	1	1	0	0	0	0
Lehigh	11/10/22		2	0-0	.000	0-0	.000	0-0	.000	0	1	1	0	0	0	0	0	0
William & Mary	11/13/22		2	0-0	.000	0-0	.000	0-0	.000	0	0	0	0	1	0	0	0	0
vs. Old Dominion	11/17/22																	
vs. Penn State	11/18/22																	
at College of Charleston	11/20/22																	
Charleston Southern	11/25/22																	
Minnesota	11/28/22		2	0-1	.000	0-0	.000	0-0	.000	0	0	0	0	0	0	0	0	0
North Carolina	12/4/22																	
Dayton	12/7/22		2	0-0	.000	0-0	.000	0-0	.000	0	1	1	0	1	1	0	0	0
vs. Oklahoma State	12/11/22																	
Grambling State	12/17/22		4	0-0	.000	0-0	.000	0-0	.000	0	0	0	1	1	0	0	0	0
at Boston College	12/21/22																	
at Wake Forest	12/31/22																	
Clemson	1/4/23																	
NC State	1/7/23																	
at Syracuse	1/11/23																	
at Virginia	1/18/23																	
at Clemson	1/21/23																	
Duke	1/23/23																	
Syracuse	1/28/23																	
at Miami	1/31/23																	
Virginia	2/4/23																	
Boston College	2/8/23																	
at Notre Dame	2/11/23																	
at Georgia Tech	2/15/23																	
Pitt	2/18/23																	
Miami	2/21/23																	
at Duke	2/25/23		1	0-1	.000	0-1	.000	1-2	.500	1	1	2	0	0	0	0	0	1
at Louisville	2/28/23		1	0-0	.000	0-0	.000	0-0	.000	0	0	0	0	0	0	0	0	0
Florida State	3/4/23																	

## PRODUCTION TRACKER

	This Season	Career
Scored 5+ Points	-	-
Scored 10+ Points	-	-
Made Multiple 3FGs	-	-
Made 3+ 3FGs	-	-
Led Tech in 3FGM	-	-
Shot over 40% from 3	-	1
Played 5+ Minutes	1	1
Had Multiple Assists	-	-
Had Multiple Steals	-	-



# 11 JOHN CAMDEN

**R-FRESHMAN** Forward | 6-8 | 215 | Business Management  
 Downingtown, Pennsylvania | Memphis



## SEASON/CAREER BESTS

### POINTS

Season 8 vs. Syracuse (1/28/23)  
 Career 8 vs. Syracuse (1/28/23)

### REBOUNDS

Season 6 vs. Syracuse (1/28/23)  
 Career 6 vs. Syracuse (1/28/23)

### ASSISTS

Season 3 vs. Syracuse (1/28/23)  
 Career 3 vs. Syracuse (1/28/23)

### BLOCKS

Season 1 (2x), last at Virginia (1/18/23)  
 Career 1 (2x), last at Virginia (1/18/23)

### STEALS

Season -  
 Career -

### MINUTES

Season 27 vs. Syracuse (1/28/23)  
 Career 27 vs. Syracuse (1/28/23)

### FIELD GOALS MADE

Season 3 vs. Syracuse (1/28/23)  
 Career 3 vs. Syracuse (1/28/23)

### FIELD GOALS ATTEMPTED

Season 8 vs. Syracuse (1/28/23)  
 Career 8 vs. Syracuse (1/28/23)

### 3-PT. FIELD GOALS MADE

Season 2 vs. Delaware State (11/7/22)  
 Career 2 vs. Delaware State (11/7/22)

### 3-PT. FIELD GOALS ATTEMPTED

Season 5 vs. Syracuse (1/28/23)  
 Career 5 vs. Syracuse (1/28/23)

### FREE THROWS MADE

Season 3 at Wake Forest (12/31/22)  
 Career 3 at Wake Forest (12/31/22)

### FREE THROWS ATTEMPTED

Season 5 at Wake Forest (12/31/22)  
 Career 5 at Wake Forest (12/31/22)

## CAREER STATS

	GP-GS	MIN	AVG	FG-FGA	FG%	3FG-FGA	3FG%	FT-FTA	FT%	OFF-DEF-TOT	AVG	PF-FO	AST	TO	BLK	STL	PTS	AVG
2021-22	1-0	1	1.0	0-0	.000	0-0	.000	0-0	.000	0-1-1	1.0	0-0	0	0	0	0	0	0.0
2022-23	21-0	178	8.5	9-34	.265	6-24	.250	5-9	.556	6-16-22	1.0	17-0	4	2	2	0	29	1.4
<b>TOTAL</b>	<b>22-0</b>	<b>179</b>	<b>8.1</b>	<b>9-34</b>	<b>.265</b>	<b>6-24</b>	<b>.250</b>	<b>5-9</b>	<b>.556</b>	<b>6-17-23</b>	<b>1.0</b>	<b>17-0</b>	<b>4</b>	<b>2</b>	<b>2</b>	<b>0</b>	<b>29</b>	<b>1.3</b>

- Will be a versatile wing for Coach Young, who can play the 3 and the 4.
- Transferred from Memphis; battled a right foot injury most of freshman season.
- Chose the Hokies over LSU during the transfer process.
- Played senior season at Brewster Academy in Wolfeboro, N.H.
- Was rated a four-star recruit and the 90th-ranked player in the nation by Rivals.
- Averaged 15.8 points per game as a junior at Archbishop Carroll (Pa.) in 2019-20.
- Father, Tex, graduated from Virginia Tech in 1993.
- Sisters, Meg and Heather, played lacrosse at Ohio State and Drexel, respectively.
- Other older sister, Anna, plays basketball at Penn State.

## 2022-23 GAME-BY-GAME STATS

OPPONENT	DATE	ST	MIN	FG-FGA	PCT	3FG-FGA	PCT	FT-FTA	PCT	OFF	DEF	TOT	PF	A	T/O	BLK	STL	PTS
Delaware State	11/7/22		19	2-4	.500	2-4	.500	0-0	.000	0	2	2	3	0	0	0	0	6
Lehigh	11/10/22		8	0-0	.000	0-0	.000	0-0	.000	0	1	1	2	0	0	0	0	0
William & Mary	11/13/22		9	1-4	.250	0-3	.000	0-0	.000	1	0	1	2	0	1	0	0	2
vs. Old Dominion	11/17/22		2	0-0	.000	0-0	.000	0-0	.000	0	1	1	0	0	0	0	0	0
vs. Penn State	11/18/22							DNP										
at College of Charleston	11/20/22		1	0-0	.000	0-0	.000	0-0	.000	0	0	0	0	0	0	0	0	0
Charleston Southern	11/25/22							DNP										
Minnesota	11/28/22							DNP										
North Carolina	12/4/22							DNP										
Dayton	12/7/22		3	0-1	.000	0-1	.000	0-0	.000	0	0	0	0	0	0	0	0	0
vs. Oklahoma State	12/11/22							DNP										
Grambling State	12/17/22		5	0-1	.000	0-1	.000	0-0	.000	0	1	1	0	0	0	0	0	0
at Boston College	12/21/22		0	0-0	.000	0-0	.000	0-0	.000	0	0	0	0	0	0	0	0	0
at Wake Forest	12/31/22		15	1-3	.333	1-3	.333	3-5	.600	0	1	1	1	0	0	1	0	6
Clemson	1/4/23		10	0-3	.000	0-1	.000	0-0	.000	1	1	2	1	0	0	0	0	0
NC State	1/7/23		14	0-2	.000	0-2	.000	0-0	.000	0	1	1	1	0	0	0	0	0
at Syracuse	1/11/23							DNP										
at Virginia	1/18/23		1	0-0	.000	0-0	.000	0-0	.000	0	0	0	0	0	0	1	0	0
at Clemson	1/21/23							DNP										
Duke	1/23/23							DNP										
Syracuse	1/28/23		27	3-8	.375	1-5	.200	1-2	.500	3	3	6	1	3	0	0	0	8
at Miami	1/31/23		13	0-0	.000	0-0	.000	0-0	.000	0	2	2	1	0	0	0	0	0
Virginia	2/4/23		17	0-1	.000	0-0	.000	0-0	.000	0	1	1	0	1	0	0	0	0
Boston College	2/8/23		11	1-2	.500	1-2	.500	0-0	.000	0	0	0	1	0	0	0	0	3
at Notre Dame	2/11/23		9	0-1	.000	0-0	.000	0-0	.000	0	1	1	0	0	0	0	0	0
at Georgia Tech	2/15/23		2	0-1	.000	0-0	.000	0-0	.000	0	0	0	1	0	1	0	0	0
Pitt	2/18/23		9	0-1	.000	0-1	.000	1-2	.500	0	0	0	2	0	0	0	0	1
Miami	2/21/23							DNP										
at Duke	2/25/23		2	1-1	1.000	1-1	1.000	0-0	.000	1	0	1	1	0	0	0	0	3
at Louisville	2/28/23		1	0-1	.000	0-0	.000	0-0	.000	0	1	1	0	0	0	0	0	0
Florida State	3/4/23																	

## PRODUCTION TRACKER

	This Season	Career
Scored 5+ Points	3	3
Scored 10+ Points	-	-
Made Multiple 3FGs	1	1
Made 3+ 3FGs	-	-
Led Tech in 3FGM	-	-
Shot over 40% from 3	3	3
Played 5+ Minutes	12	12
Had Multiple Assists	1	1
Had Multiple Steals	-	-



# 13 DARIUS MADDOX

**JUNIOR** Guard | 6-5 | 180 | Sports Media and Analytics  
Bowie, Maryland | Oak Hill Academy



## SEASON/CAREER BESTS

### POINTS

Season 16 vs. NC State (1/7/23)  
Career 20 vs. North Carolina (3/11/22)

### REBOUNDS

Season 8 at Boston College (12/21/22)  
Career 8 at Boston College (12/21/22)

### ASSISTS

Season 3 (3x), last vs. Clemson (1/4/23)  
Career 4 vs. Miami (1/26/22)

### BLOCKS

Season 2 at Syracuse (1/11/23)  
Career 2 (3x), last at Syracuse (1/11/23)

### STEALS

Season 2 (2x), last vs. Clemson (1/4/23)  
Career 3 at Florida State (1/29/22)

### MINUTES

Season 40 at Boston College (12/21/22)  
Career 40 at Boston College (12/21/22)

### FIELD GOALS MADE

Season 5 (7x), last at Virginia (1/18/23)  
Career 7 vs. North Carolina (3/11/22)

### FIELD GOALS ATTEMPTED

Season 15 at Boston College (12/21/22)  
Career 15 at Boston College (12/21/22)

### 3-PT. FIELD GOALS MADE

Season 4 vs. NC State (1/7/23)  
Career 4 (2x), last vs. NC State (1/7/23)

### 3-PT. FIELD GOALS ATTEMPTED

Season 6 (2x), last vs. NC State (1/7/23)  
Career 6 (2x), last vs. NC State (1/7/23)

### FREE THROWS MADE

Season 4 vs. Delaware State (11/7/22)  
Career 4 (3x), last vs. Delaware St. (11/7/22)

### FREE THROWS ATTEMPTED

Season 5 vs. Delaware State (11/7/22)  
Career 5 vs. Delaware State (11/7/22)

## CAREER STATS

	GP-GS	MIN	AVG	FG-FGA	FG%	3FG-FGA	3FG%	FT-FTA	FT%	OFF-DEF-TOT	AVG	PF-FO	AST	TO	BLK	STL	PTS	AVG
2020-21	11-0	35	3.2	3-11	.273	3-7	.429	0-0	.000	2-0-2	0.2	3-0	3	1	1	0	9	0.8
2021-22	36-0	612	17.0	82-160	.513	40-79	.506	26-33	.788	17-52-69	1.9	42-0	19	20	8	11	230	6.4
2022-23	20-19	590	29.5	64-171	.374	20-62	.323	21-24	.875	26-37-63	3.2	35-0	22	12	7	11	169	8.5
<b>TOTAL</b>	<b>67-19</b>	<b>1237</b>	<b>18.5</b>	<b>149-342</b>	<b>.436</b>	<b>63-148</b>	<b>.426</b>	<b>47-57</b>	<b>.825</b>	<b>45-89-134</b>	<b>2.0</b>	<b>80-0</b>	<b>44</b>	<b>33</b>	<b>16</b>	<b>22</b>	<b>408</b>	<b>6.1</b>

- Potential to have a breakout season.
- 2022 ACC All-Tournament Second Team; dropped career-high 20 points vs. UNC in semis.
- Two game-winning 3-pointers in four games: at Miami and vs. Clemson.
- Dropped in a career-high 14 points on 4-of-8 shooting vs. Cornell; also set or tied career highs in rebounds (four), minutes played (23), field goals made (four) and free throws made (four).
- Appeared in 11 games in 2020-21, recording a season-high nine points vs. Coppin State (12/19/20).
- Rated 84th overall and the 14th-best shooting guard on 247 Sports.
- Chose the Hokies over Cincinnati, Creighton, Georgetown and Seton Hall.

## 2022-23 GAME-BY-GAME STATS

OPPONENT	DATE	ST	MIN	FG-FGA	PCT	3FG-FGA	PCT	FT-FTA	PCT	OFF	DEF	TOT	PF	A	T/O	BLK	STL	PTS
Delaware State	11/7/22	*	27	5-8	.625	0-1	.000	4-5	.800	0	3	3	0	0	0	0	1	14
Lehigh	11/10/22	*	24	3-7	.429	0-3	.000	2-2	1.000	0	4	4	0	0	0	0	0	8
William & Mary	11/13/22	*	31	5-9	.556	2-2	1.000	2-2	1.000	1	1	2	1	3	0	0	1	14
vs. Old Dominion	11/17/22	*	35	4-11	.364	2-5	.400	2-2	1.000	0	2	2	2	2	0	0	0	12
vs. Penn State	11/18/22	*	33	5-8	.625	1-2	.500	0-0	.000	3	2	5	1	1	1	0	0	11
at College of Charleston	11/20/22	*	22	4-9	.444	0-4	.000	0-0	.000	1	1	2	4	0	1	0	1	8
Charleston Southern	11/25/22	*	34	5-13	.385	1-4	.250	1-2	.500	2	0	2	3	0	2	0	0	12
Minnesota	11/28/22	*	30	1-7	.143	0-2	.000	2-2	1.000	3	1	4	1	2	1	1	0	4
North Carolina	12/4/22	*	37	1-6	.167	0-2	.000	0-0	.000	0	4	4	4	2	1	0	1	2
Dayton	12/7/22	*	31	5-13	.385	2-5	.400	0-0	.000	1	4	5	1	3	1	0	1	12
vs. Oklahoma State	12/11/22	*	33	3-9	.333	1-3	.333	0-0	.000	3	0	3	2	0	2	1	0	7
Grambling State	12/17/22	*	34	3-9	.333	1-4	.250	0-0	.000	2	1	3	1	1	0	1	1	7
at Boston College	12/21/22	*	40	4-15	.267	2-6	.333	0-0	.000	5	3	8	2	0	1	0	0	10
at Wake Forest	12/31/22	*	25	2-6	.333	0-1	.000	1-1	1.000	0	2	2	2	1	0	0	2	5
Clemson	1/4/23	*	36	4-11	.364	1-5	.200	2-2	1.000	2	2	4	1	3	1	0	2	11
NC State	1/7/23	*	38	5-12	.417	4-6	.667	2-2	1.000	0	2	2	4	1	0	1	0	16
at Syracuse	1/11/23	*	30	0-3	.000	0-1	.000	3-4	.750	1	0	1	1	2	0	2	1	3
at Virginia	1/18/23	*	25	5-9	.556	3-4	.750	0-0	.000	0	4	4	3	1	0	1	0	13
at Clemson	1/21/23	*	20	0-6	.000	0-2	.000	0-0	.000	2	1	3	2	0	1	0	0	0
Duke	1/23/23		6	0-0	.000	0-0	.000	0-0	.000	0	0	0	0	0	0	0	0	0
Syracuse	1/28/23								DNP									
at Miami	1/31/23								DNP									
Virginia	2/4/23								DNP									
Boston College	2/8/23								DNP									
at Notre Dame	2/11/23								DNP									
at Georgia Tech	2/15/23								DNP									
Pitt	2/18/23								DNP									
Miami	2/21/23								DNP									
at Duke	2/25/23								DNP									
at Louisville	2/28/23								DNP									
Florida State	3/4/23								DNP									

## PRODUCTION TRACKER

	This Season	Career
Scored 10+ Points	10	18
Scored 20+ Points	-	1
Led Tech in Scoring	1	3
Made 3+ 3FGs	2	8
Led Tech in 3FGM	4	9
Shot over 40% from 3	6	29
Had a Double-Double	-	-
Had Multiple Assists	7	11
Had Multiple Steals	2	3



# 14 OWYN DAWYOT

**FRESHMAN** Guard | 6-2 | 190 | Sports Media and Analytics  
Roanoke, Virginia | Cave Spring



## SEASON/CAREER BESTS

### POINTS

Season 2 vs. Dayton (12/7/22)  
Career 2 vs. Dayton (12/7/22)

### REBOUNDS

Season 1 vs. William & Mary (11/13/22)  
Career 1 vs. William & Mary (11/13/22)

### ASSISTS

Season -  
Career -

### BLOCKS

Season -  
Career -

### STEALS

Season -  
Career -

### MINUTES

Season 2 vs. Dayton (12/7/22)  
Career 2 vs. Dayton (12/7/22)

### FIELD GOALS MADE

Season 1 vs. Dayton (12/7/22)  
Career 1 vs. Dayton (12/7/22)

### FIELD GOALS ATTEMPTED

Season 1 (2x), last vs. Dayton (12/7/22)  
Career 1 (2x), last vs. Dayton (12/7/22)

### 3-PT. FIELD GOALS MADE

Season -  
Career -

### 3-PT. FIELD GOALS ATTEMPTED

Season 1 vs. William & Mary (11/13/22)  
Career 1 vs. William & Mary (11/13/22)

### FREE THROWS MADE

Season -  
Career -

### FREE THROWS ATTEMPTED

Season -  
Career -

## CAREER STATS

	GP-GS	MIN	AVG	FG-FGA	FG%	3FG-FGA	3FG%	FT-FTA	FT%	OFF-DEF-TOT	AVG	PF-FO	AST	TO	BLK	STL	PTS	AVG
2022-23	5-0	6	1.2	1-2	.500	0-1	.000	0-0	.000	0-1-1	0.2	1-0	0	0	0	0	2	0.4
<b>TOTAL</b>	<b>5-0</b>	<b>6</b>	<b>1.2</b>	<b>1-2</b>	<b>.500</b>	<b>0-1</b>	<b>.000</b>	<b>0-0</b>	<b>.000</b>	<b>0-1-1</b>	<b>0.2</b>	<b>1-0</b>	<b>0</b>	<b>0</b>	<b>0</b>	<b>0</b>	<b>2</b>	<b>0.4</b>

- Recruited as a preferred walk-on.
- VHSCA Class 3 State Co-Player of the Year as a senior.
- Led Cave Spring to the 2022 VHSL Class 3 state title, knocking down the game-winning free throw for a 76-75 victory over Petersburg.
- Scored a game-high 29 points in that state final.
- Averaged 16.2 points, 4.5 rebounds, 2.1 assists, and 2.3 steals per game in 2021-22.
- Earned First-Team All-District, First-Team All-Region and First-Team All-State as a senior.
- Transferred from Salem to Cave Spring for his senior season.
- Set the Cave Spring record for wins in a season with 29 during the 2021-22 campaign.
- Grandfather, Peter Dawyot, played football at Virginia Tech.

*Name pronounced: OWE-in DOY-yacht*

## 2022-23 GAME-BY-GAME STATS

OPPONENT	DATE	ST	MIN	FG-FGA	PCT	3FG-FGA	PCT	FT-FTA	PCT	OFF	DEF	TOT	PF	A	T/O	BLK	STL	PTS
Delaware State	11/7/22		1	0-0	.000	0-0	.000	0-0	.000	0	0	0	0	0	0	0	0	0
Lehigh	11/10/22																	
William & Mary	11/13/22	1		0-1	.000	0-1	.000	0-0	.000	0	1	1	0	0	0	0	0	0
vs. Old Dominion	11/17/22																	
vs. Penn State	11/18/22																	
at College of Charleston	11/20/22																	
Charleston Southern	11/25/22																	
Minnesota	11/28/22																	
North Carolina	12/4/22																	
Dayton	12/7/22	2		1-1	1.000	0-0	.000	0-0	.000	0	0	0	1	0	0	0	0	2
vs. Oklahoma State	12/11/22																	
Grambling State	12/17/22		1	0-0	.000	0-0	.000	0-0	.000	0	0	0	0	0	0	0	0	0
at Boston College	12/21/22																	
at Wake Forest	12/31/22																	
Clemson	1/4/23																	
NC State	1/7/23																	
at Syracuse	1/11/23																	
at Virginia	1/18/23																	
at Clemson	1/21/23																	
Duke	1/23/23																	
Syracuse	1/28/23																	
at Miami	1/31/23																	
Virginia	2/4/23																	
Boston College	2/8/23																	
at Notre Dame	2/11/23																	
at Georgia Tech	2/15/23																	
Pitt	2/18/23																	
Miami	2/21/23																	
at Duke	2/25/23																	
at Louisville	2/28/23		1	0-0	.000	0-0	.000	0-0	.000	0	0	0	0	0	0	0	0	0
Florida State	3/4/23																	

## PRODUCTION TRACKER

	This Season
Scored 5+ Points	-
Scored 10+ Points	-
Made Multiple 3FGs	-
Made 3+ 3FGs	-
Led Tech in 3FGM	-
Shot over 40% from 3	-
Played 5+ Minutes	-
Had Multiple Assists	-
Had Multiple Steals	-





# 15 LYNN KIDD

**JUNIOR** Center | 6-10 | 235 | Sociology  
Gainesville, Florida | Clemson



**SEASON/CAREER BESTS**

**POINTS**

**Season** 14 vs. NC State (1/7/23)  
**Career** 14 vs. NC State (1/7/23)

**REBOUNDS**

**Season** 10 vs. Delaware State (11/7/22)  
**Career** 10 vs. Delaware State (11/7/22)

**ASSISTS**

**Season** 3 vs. Delaware State (11/7/22)  
**Career** 3 vs. Delaware State (11/7/22)

**BLOCKS**

**Season** 2 (3x), last vs. BC (2/8/23)  
**Career** 2 (4x), last vs. BC (2/8/23)

**STEALS**

**Season** 2 at Duke (2/25/23)  
**Career** 2 at Duke (2/25/23)

**MINUTES**

**Season** 24 vs. Delaware State (11/7/22)  
**Career** 24 vs. Delaware State (11/7/22)

**FIELD GOALS MADE**

**Season** 7 vs. NC State (1/7/23)  
**Career** 7 vs. NC State (1/7/23)

**FIELD GOALS ATTEMPTED**

**Season** 9 vs. CSU (11/25/22)  
**Career** 9 vs. CSU (11/25/22)

**3-PT. FIELD GOALS MADE**

**Season** -  
**Career** -

**3-PT. FIELD GOALS ATTEMPTED**

**Season** -  
**Career** -

**FREE THROWS MADE**

**Season** 3 at Wake Forest (12/31/22)  
**Career** 3 at Wake Forest (12/31/22)

**FREE THROWS ATTEMPTED**

**Season** 5 (2x), last at Clemson (1/21/23)  
**Career** 5 (2x), last at Clemson (1/21/23)

- Look for increased production in his second season as a Hokie.
- Played in seven games, totaling eight points in 33 minutes of action as a freshman at Clemson.
- Reclassified from the 2021 recruiting class to 2020.
- No. 77 overall prospect on ESPN's Top-100 list of high school juniors; four-star recruit.
- Chose Clemson over Virginia Tech, Miami, Wake Forest, Auburn and Florida during his initial recruitment.

**2022-23 GAME-BY-GAME STATS**

OPPONENT	DATE	ST	MIN	FG-FGA	PCT	3FG-FGA	PCT	FT-FTA	PCT	OFF	DEF	TOT	PF	A	T/O	BLK	STL	PTS
Delaware State	11/7/22	*	24	3-4	.750	0-0	.000	2-2	1.000	4	6	10	1	3	2	0	0	8
Lehigh	11/10/22		12	3-5	.600	0-0	.000	0-0	.000	0	2	2	1	1	1	0	0	6
William & Mary	11/13/22		17	2-2	1.000	0-0	.000	2-2	1.000	2	2	4	1	0	0	0	0	6
vs. Old Dominion	11/17/22	*	12	2-5	.400	0-0	.000	1-2	.500	0	1	1	2	0	0	0	0	5
vs. Penn State	11/18/22		3	1-1	1.000	0-0	.000	0-0	.000	0	0	0	2	0	1	0	0	2
at College of Charleston	11/20/22		3	0-0	.000	0-0	.000	0-0	.000	0	1	1	1	0	1	0	0	0
Charleston Southern	11/25/22		15	5-9	.556	0-0	.000	1-1	1.000	5	3	8	1	1	0	1	0	11
Minnesota	11/28/22		16	2-3	.667	0-0	.000	0-0	.000	0	3	3	1	0	0	0	0	4
North Carolina	12/4/22		6	2-2	1.000	0-0	.000	0-0	.000	1	0	1	1	0	0	0	0	4
Dayton	12/7/22		13	3-5	.600	0-0	.000	0-0	.000	0	2	2	4	2	0	2	1	6
vs. Oklahoma State	12/11/22		10	1-2	.500	0-0	.000	0-0	.000	1	1	2	2	0	2	0	0	2
Grambling State	12/17/22		18	3-3	1.000	0-0	.000	1-3	.333	1	2	3	1	2	1	2	1	7
at Boston College	12/21/22		11	0-1	.000	0-0	.000	0-0	.000	0	4	4	1	1	1	1	0	0
at Wake Forest	12/31/22	*	18	2-5	.400	0-0	.000	3-5	.600	2	6	8	2	0	0	0	0	7
Clemson	1/4/23	*	18	2-5	.400	0-0	.000	0-0	.000	4	5	9	3	0	1	1	0	4
NC State	1/7/23		14	7-8	.875	0-0	.000	0-0	.000	1	4	5	2	0	1	0	0	14
at Syracuse	1/11/23		13	4-5	.800	0-0	.000	2-4	.500	0	6	6	1	0	1	1	0	10
at Virginia	1/18/23		15	2-2	1.000	0-0	.000	0-0	.000	0	4	4	0	0	1	0	0	4
at Clemson	1/21/23		15	4-6	.667	0-0	.000	2-5	.400	0	3	3	4	0	1	1	0	10
Duke	1/23/23	*	20	2-5	.400	0-0	.000	0-0	.000	2	2	4	2	2	0	0	0	4
Syracuse	1/28/23		10	1-1	1.000	0-0	.000	0-0	.000	0	2	2	1	0	0	1	0	2
at Miami	1/31/23		13	3-3	1.000	0-0	.000	0-0	.000	0	2	2	3	1	2	0	1	6
Virginia	2/4/23		10	3-3	1.000	0-0	.000	0-0	.000	0	5	5	0	2	1	0	1	6
Boston College	2/8/23		16	2-3	.667	0-0	.000	0-0	.000	2	4	6	3	0	0	2	1	4
at Notre Dame	2/11/23		8	2-2	1.000	0-0	.000	2-2	1.000	1	1	2	1	1	0	0	0	6
at Georgia Tech	2/15/23		16	3-6	.500	0-0	.000	0-0	.000	2	1	3	1	0	2	0	0	6
Pitt	2/18/23		8	0-0	.000	0-0	.000	0-0	.000	0	2	2	1	1	0	0	0	0
Miami	2/21/23		10	4-6	.667	0-0	.000	1-2	.500	2	0	2	2	0	1	0	0	9
at Duke	2/25/23		12	1-2	.500	0-0	.000	0-1	.000	2	2	4	4	2	1	0	2	2
at Louisville	2/28/23		10	2-4	.500	0-0	.000	0-0	.000	1	2	3	1	0	0	1	0	4
Florida State	3/4/23																	

**PRODUCTION TRACKER**

	This Season	Career
Scored 10+ Points	4	4
Had 10+ Rebounds	1	1
Had Multiple Blocks	3	4
Led Tech in Blocks	5	5
Had Multiple Steals	1	1
Shot over 50% from the floor	23	26
Played 10+ Minutes	25	26
Shot 5+ Free Throws	2	2
Had Multiple Dunks	4	4



**CAREER STATS**

	GP-GS	MIN	AVG	FG-FGA	FG%	3FG-FGA	3FG%	FT-FTA	FT%	OFF-DEF-TOT	AVG	PF-FO	AST	TO	BLK	STL	PTS	AVG
2020-21	7-0	33	4.7	2-6	.333	0-0	.000	4-4	1.000	4-3-7	1.0	6-0	1	2	2	0	8	1.1
2021-22	10-0	25	2.5	3-8	.375	0-0	.000	1-1	1.000	6-5-11	1.1	0-0	0	3	2	0	7	0.7
2022-23	30-5	385	12.8	71-108	.657	0-0	.000	17-29	.586	33-78-111	3.7	50-0	19	21	13	7	159	5.3
<b>TOTAL</b>	<b>47-5</b>	<b>443</b>	<b>9.4</b>	<b>76-122</b>	<b>.623</b>	<b>0-0</b>	<b>.000</b>	<b>22-34</b>	<b>.647</b>	<b>43-86-129</b>	<b>2.7</b>	<b>56-0</b>	<b>20</b>	<b>26</b>	<b>17</b>	<b>7</b>	<b>174</b>	<b>3.7</b>





# 33 MICHAEL WARD

**FRESHMAN** Guard | 6-2 | 175 | Business  
Bethesda, Maryland | Walt Whitman



## SEASON/CAREER BESTS

### POINTS

Season -  
Career -

### REBOUNDS

Season -  
Career -

### ASSISTS

Season -  
Career -

### BLOCKS

Season -  
Career -

### STEALS

Season -  
Career -

### MINUTES

Season 2 vs. Dayton (12/7/22)  
Career 2 vs. Dayton (12/7/22)

### FIELD GOALS MADE

Season -  
Career -

### FIELD GOALS ATTEMPTED

Season 2 at Louisville (2/28/23)  
Career 2 at Louisville (2/28/23)

### 3-PT. FIELD GOALS MADE

Season -  
Career -

### 3-PT. FIELD GOALS ATTEMPTED

Season 1 at Louisville (2/28/23)  
Career 1 at Louisville (2/28/23)

### FREE THROWS MADE

Season -  
Career -

### FREE THROWS ATTEMPTED

Season -  
Career -

## CAREER STATS

	GP-GS	MIN	AVG	FG-FGA	FG%	3FG-FGA	3FG%	FT-FTA	FT%	OFF-DEF-TOT	AVG	PF-FO	AST	TO	BLK	STL	PTS	AVG
2022-23	5-0	6	1.2	0-2	.000	0-1	.000	0-0	.000	0-0-0	0.0	0-0	0	1	0	0	0	0.0
<b>TOTAL</b>	<b>5-0</b>	<b>6</b>	<b>1.2</b>	<b>0-2</b>	<b>.000</b>	<b>0-1</b>	<b>.000</b>	<b>0-0</b>	<b>.000</b>	<b>0-0-0</b>	<b>0.0</b>	<b>0-0</b>	<b>0</b>	<b>1</b>	<b>0</b>	<b>0</b>	<b>0</b>	<b>0.0</b>

- Recruited as a preferred walk-on.
- Averaged 15.1 points, 5.7 rebounds, 1.9 assists, and 1.4 steals per game for Whitman in 2021-22.
- Shot 38% from 3-point range (57-149) and helped lead the Vikings to a 13-9 overall record and a berth in the 4A West Regional semifinals.
- Named First-Team 4A South Division and to the Montgomery County 4A South All-Division Team.

## 2022-23 GAME-BY-GAME STATS

OPPONENT	DATE	ST	MIN	FG-FGA	PCT	3FG-FGA	PCT	FT-FTA	PCT	OFF	DEF	TOT	PF	A	T/O	BLK	STL	PTS
Delaware State	11/7/22		1	0-0	.000	0-0	.000	0-0	.000	0	0	0	0	0	0	0	0	0
Lehigh	11/10/22																	
William & Mary	11/13/22	1		0-0	.000	0-0	.000	0-0	.000	0	0	0	0	0	0	0	0	0
vs. Old Dominion	11/17/22																	
vs. Penn State	11/18/22																	
at College of Charleston	11/20/22																	
Charleston Southern	11/25/22																	
Minnesota	11/28/22																	
North Carolina	12/4/22																	
Dayton	12/7/22	2		0-0	.000	0-0	.000	0-0	.000	0	0	0	0	0	0	0	0	0
vs. Oklahoma State	12/11/22																	
Grambling State	12/17/22	1		0-0	.000	0-0	.000	0-0	.000	0	0	0	0	0	1	0	0	0
at Boston College	12/21/22																	
at Wake Forest	12/31/22																	
Clemson	1/4/23																	
NC State	1/7/23																	
at Syracuse	1/11/23																	
at Virginia	1/18/23																	
at Clemson	1/21/23																	
Duke	1/23/23																	
Syracuse	1/28/23																	
at Miami	1/31/23																	
Virginia	2/4/23																	
Boston College	2/8/23																	
at Notre Dame	2/11/23																	
at Georgia Tech	2/15/23																	
Pitt	2/18/23																	
Miami	2/21/23																	
at Duke	2/25/23																	
at Louisville	2/28/23	1		0-2	.000	0-1	.000	0-0	.000	0	0	0	0	0	0	0	0	0
Florida State	3/4/23																	

## PRODUCTION TRACKER

	This Season
Scored 5+ Points	-
Scored 10+ Points	-
Made Multiple 3FGs	-
Made 3+ 3FGs	-
Led Tech in 3FGM	-
Shot over 40% from 3	-
Played 5+ Minutes	-
Had Multiple Assists	-
Had Multiple Steals	-



# 34 MYLYJAE POTEA

**JUNIOR** Forward | 6-9 | 265 | Sociology  
Reidsville, North Carolina | Rice



## SEASON/CAREER BESTS

### POINTS

Season 15 vs. Pitt (2/18/23)  
Career 18 vs. UAB (1/8/22)

### REBOUNDS

Season 6 (3x), last at Louisville (2/28/23)  
Career 11 vs. Ohio (3/19/22)

### ASSISTS

Season 1 (7x), last at Notre Dame (2/11/23)  
Career 3 vs. Jarvis Christian (2/8/22)

### BLOCKS

Season 1 (5x), last at Georgia Tech (2/15/23)  
Career 1 (16x), last at Georgia Tech (2/15/23)

### STEALS

Season 1 (4x), last vs. Clemson (1/4/23)  
Career 2 at Western Kentucky (2/13/21)

### MINUTES

Season 25 vs. Clemson (1/4/23)  
Career 25 vs. Clemson (1/4/23)

### FIELD GOALS MADE

Season 4 (3x), last vs. Pitt (2/18/23)  
Career 7 at Western Kentucky (1/13/22)

### FIELD GOALS ATTEMPTED

Season 6 vs. Lehigh (11/10/22)  
Career 10 at Western Kentucky (1/13/22)

### 3-PT. FIELD GOALS MADE

Season -  
Career -

### 3-PT. FIELD GOALS ATTEMPTED

Season -  
Career 1 at UAB (1/23/21)

### FREE THROWS MADE

Season 7 vs. Pitt (2/18/23)  
Career 9 at Louisiana Tech (1/27/22)

### FREE THROWS ATTEMPTED

Season 9 vs. Pitt (2/18/23)  
Career 10 at Louisiana Tech (1/27/22)

## CAREER STATS

	GP-GS	MIN	AVG	FG-FGA	FG%	3FG-FGA	3FG%	FT-FTA	FT%	OFF-DEF-TOT	AVG	PF-FO	AST	TO	BLK	STL	PTS	AVG
2020-21	13-0	131	10.1	19-29	.655	0-1	.000	20-25	.800	11-24-35	2.7	25-0	6	15	4	3	58	4.5
2021-22	33-3	456	13.8	93-150	.620	0-0	.000	67-99	.677	58-79-137	4.2	67-1	12	40	8	4	253	7.7
2022-23	30-0	263	8.8	33-50	.660	0-0	.000	43-57	.754	27-35-62	2.1	46-0	7	16	5	4	109	3.6
<b>TOTAL</b>	<b>76-3</b>	<b>824</b>	<b>10.8</b>	<b>145-229</b>	<b>.633</b>	<b>0-1</b>	<b>.000</b>	<b>130-181</b>	<b>.718</b>	<b>96-138-234</b>	<b>3.1</b>	<b>138-1</b>	<b>25</b>	<b>71</b>	<b>17</b>	<b>11</b>	<b>420</b>	<b>5.5</b>

- Has drawn high praise from Coach Young since arriving in Blacksburg – credits his footwork and hands. *Name pronounced: muh-LIE-juhl POH-teet*
- Tallied 311 career points and 172 career rebounds.
- Averaged 6.8 points and 3.7 rebounds per game for his career as an Owl.
- Recorded a pair of double-doubles in 2021-22.
- Connected on 70.2% (87-124) of his attempts from the floor in two seasons at Rice.
- One of five players to play all 33 games for the Owls in 2021-22.
- His 62.0 field-goal percentage was the seventh-highest in a season in program history in 2021-22.
- Reached double-figure scoring 14 times in 2021-22, leading the Owls in scoring and rebounding five times.

## 2022-23 GAME-BY-GAME STATS

OPPONENT	DATE	ST	MIN	FG-FGA	PCT	3FG-FGA	PCT	FT-FTA	PCT	OFF	DEF	TOT	PF	A	T/O	BLK	STL	PTS
Delaware State	11/7/22		17	2-3	.667	0-0	.000	5-7	.714	3	1	4	3	1	1	1	1	9
Lehigh	11/10/22		12	3-6	.500	0-0	.000	0-0	.000	2	1	3	0	0	0	1	0	6
William & Mary	11/13/22		13	3-4	.750	0-0	.000	0-0	.000	2	2	4	1	1	0	0	0	6
vs. Old Dominion	11/17/22		6	0-0	.000	0-0	.000	2-2	1.000	1	1	2	3	0	0	0	1	2
vs. Penn State	11/18/22		8	2-5	.400	0-0	.000	2-2	1.000	0	1	1	1	0	1	1	0	6
at College of Charleston	11/20/22		8	0-0	.000	0-0	.000	0-0	.000	0	0	0	3	0	0	0	0	0
Charleston Southern	11/25/22		5	0-0	.000	0-0	.000	0-0	.000	0	1	1	0	0	0	0	0	0
Minnesota	11/28/22		11	4-5	.800	0-0	.000	0-0	.000	1	0	1	4	0	1	0	0	8
North Carolina	12/4/22		4	0-0	.000	0-0	.000	0-0	.000	0	1	1	2	0	0	0	0	0
Dayton	12/7/22		12	1-1	1.000	0-0	.000	2-2	1.000	0	1	1	2	0	1	0	0	4
vs. Oklahoma State	12/11/22		15	1-2	.500	0-0	.000	6-6	1.000	2	4	6	3	1	0	0	0	8
Grambling State	12/17/22		11	2-3	.667	0-0	.000	0-0	.000	1	2	3	0	0	3	0	1	4
at Boston College	12/21/22		9	0-1	.000	0-0	.000	1-2	.500	2	1	3	0	1	0	0	0	1
at Wake Forest	12/31/22		18	4-4	1.000	0-0	.000	1-1	1.000	2	3	5	3	0	1	0	0	9
Clemson	1/4/23		25	2-2	1.000	0-0	.000	4-7	.571	1	3	4	2	1	1	1	1	8
NC State	1/7/23		6	0-0	.000	0-0	.000	1-2	.500	0	0	0	2	0	0	0	0	1
at Syracuse	1/11/23		2	0-0	.000	0-0	.000	0-0	.000	0	0	0	3	0	1	0	0	0
at Virginia	1/18/23		2	0-0	.000	0-0	.000	0-0	.000	0	0	0	0	1	0	0	0	0
at Clemson	1/21/23		4	0-0	.000	0-0	.000	0-0	.000	0	0	0	1	0	1	0	0	0
Duke	1/23/23		6	1-1	1.000	0-0	.000	2-2	1.000	0	1	1	3	0	2	0	0	4
Syracuse	1/28/23		4	1-1	1.000	0-0	.000	0-2	.000	0	0	0	1	0	0	0	0	2
at Miami	1/31/23		7	2-2	1.000	0-0	.000	4-5	.800	0	0	0	0	0	0	0	0	8
Virginia	2/4/23		2	0-0	.000	0-0	.000	0-0	.000	0	1	1	0	0	0	0	0	0
Boston College	2/8/23		3	0-0	.000	0-0	.000	0-0	.000	0	0	0	1	0	1	0	0	0
at Notre Dame	2/11/23		7	0-1	.000	0-0	.000	3-4	.750	2	2	4	0	1	0	0	0	3
at Georgia Tech	2/15/23		8	0-0	.000	0-0	.000	1-2	.500	0	0	0	3	0	0	1	0	1
Pitt	2/18/23		20	4-5	.800	0-0	.000	7-9	.778	2	4	6	2	0	2	0	0	15
Miami	2/21/23		5	1-1	1.000	0-0	.000	0-0	.000	0	0	0	0	0	0	0	0	2
at Duke	2/25/23		7	0-3	.000	0-0	.000	2-2	1.000	2	3	5	1	0	0	0	0	2
at Louisville	2/28/23		7	0-0	.000	0-0	.000	0-0	.000	4	2	6	2	0	0	0	0	0
Florida State	3/4/23																	

## PRODUCTION TRACKER

	This Season	Career
Scored 10+ Points	1	17
Had 10+ Rebounds	-	2
Had Multiple Blocks	-	-
Led Tech in Blocks	1	1
Had Multiple Steals	-	1
Shot over 50% from the floor	14	42
Played 10+ Minutes	10	44
Shot 5+ Free Throws	5	10
Had Multiple Dunks	3	3



# VIRGINIA TECH MEN'S BASKETBALL

## COMBINED TEAM STATS

### Game Records

Record	Overall	Home	Away	Neutral
ALL GAMES	17-13	12-4	2-9	3-0
CONFERENCE	7-12	5-4	2-8	0-0
NON-CONFERENCE	10-1	7-0	0-1	3-0

### Score by Periods

Team	1st	2nd	OT	TOT
Virginia Tech	1120	1097	6	2223
Opponents	977	1093	11	2081

### Team Box Score

No.	Player				Total		3-Point		F-Throw		Rebounds								PTS	AVG		
		GP-GS	MIN	AVG	FG-FGA	FG%	3FG-3FGA	3FG%	FT-FTA	FT%	OFF	DEF	TOT	AVG	PF	DQ	A	TO			BLK	STL
21	BASILE, Grant	30-29	840:06	28.0	191-369	.518	60-152	.395	55-78	.705	43	121	164	5.5	70	1	53	51	38	13	497	16.6
3	PEDULLA, Sean	30-30	1075:27	35.8	159-385	.413	57-172	.331	78-90	.867	12	101	113	3.8	83	3	118	59	6	40	453	15.1
25	MUTTS, Justyn	29-29	968:37	33.4	156-279	.559	13-37	.351	55-89	.618	53	159	212	7.3	74	0	137	82	21	45	380	13.1
0	CATTOOR, Hunter	26-26	884:50	34.0	89-206	.432	67-158	.424	33-45	.733	7	96	103	4.0	46	0	62	23	4	25	278	10.7
13	MADDOX, Darius	20-19	590:23	29.5	64-171	.374	20-62	.323	21-24	.875	26	37	63	3.2	35	0	22	12	7	11	169	8.5
15	KIDD, Lynn	30-5	383:51	12.8	71-108	.657	0-0	.000	17-29	.586	33	78	111	3.7	50	0	19	21	13	7	159	5.3
1	RICE, Rodney	4-0	79:50	20.0	5-25	.200	4-17	.235	6-8	.750	1	7	8	2.0	7	0	3	4	1	5	20	5.0
2	COLLINS, MJ	30-12	720:54	24.0	44-124	.355	16-58	.276	22-28	.786	16	58	74	2.5	39	0	39	16	0	8	126	4.2
34	POTEAT, Myljael	30-0	268:19	8.9	33-50	.660	0-0	.000	43-57	.754	27	35	62	2.1	46	0	7	16	5	4	109	3.6
11	CAMDEN, John	21-0	178:08	8.5	9-34	.265	6-24	.250	5-9	.556	6	16	22	1.0	17	0	4	2	2	0	29	1.4
14	DAWYOT, Owyn	5-0	05:53	1.2	1-2	.500	0-1	.000	0-0	.000	0	1	1	0.2	1	0	0	0	0	0	2	0.4
10	JOHNSON, Camden	8-0	22:51	2.9	0-2	.000	0-1	.000	1-2	.500	2	3	5	0.6	2	0	4	1	0	0	1	0.1
33	WARD, Michael	5-0	05:53	1.2	0-2	.000	0-1	.000	0-0	.000	0	0	0	0.0	0	0	0	1	0	0	0	0.0
Team											39	42	81					9				
<b>Total</b>		<b>30</b>	<b>6025</b>		<b>822-1757</b>	<b>.468</b>	<b>243-683</b>	<b>.356</b>	<b>336-459</b>	<b>.732</b>	<b>265</b>	<b>754</b>	<b>1019</b>	<b>34.0</b>	<b>470</b>	<b>4</b>	<b>468</b>	<b>297</b>	<b>97</b>	<b>158</b>	<b>2223</b>	<b>74.1</b>
<b>Opponents</b>		<b>30</b>	<b>6025</b>		<b>774-1759</b>	<b>.440</b>	<b>209-624</b>	<b>.335</b>	<b>324-459</b>	<b>.706</b>	<b>289</b>	<b>730</b>	<b>1019</b>	<b>34.0</b>	<b>472</b>	<b>4</b>	<b>374</b>	<b>332</b>	<b>106</b>	<b>169</b>	<b>2081</b>	<b>69.4</b>

### Team Statistics

	VT	OPP
<b>Scoring</b>	<b>2223</b>	<b>2081</b>
Points per game	74.1	69.4
Scoring margin	+4.7	-
<b>Field goals-att</b>	<b>822-1757</b>	<b>774-1759</b>
Field goal pct	.468	.440
<b>3 point fg-att</b>	<b>243-683</b>	<b>209-624</b>
3-point FG pct	.356	.335
3-pt FG made per game	8.1	7.0
<b>Free throws-att</b>	<b>336-459</b>	<b>324-459</b>
Free throw pct	.732	.706
F-Throws made per game	11.2	10.8
<b>Rebounds</b>	<b>1019</b>	<b>1019</b>
Rebounds per game	34.0	34.0
Rebounding margin	0.0	-
<b>Assists</b>	<b>468</b>	<b>374</b>
Assists per game	15.6	12.5
<b>Turnovers</b>	<b>297</b>	<b>332</b>
Turnovers per game	9.9	11.1
Turnover margin	+1.2	-
Assist/turnover ratio	1.6	1.1
<b>Steals</b>	<b>158</b>	<b>169</b>
Steals per game	5.3	5.6
<b>Blocks</b>	<b>97</b>	<b>106</b>
Blocks per game	3.2	3.5
<b>Winning streak</b>	<b>1</b>	<b>-</b>
Home win streak	0	-
<b>Attendance</b>	<b>134399</b>	<b>96137</b>
Home games-Avg/Game	16-8400	11-8740
Neutral site-Avg/Game	-	3-4071

### Team Results

Date	Opponent		Score	Att.
11/07/2022	Delaware St.	W	95-57	7899
11/10/2022	Lehigh	W	78-52	7541
11/13/2022	William & Mary	W	94-77	7936
11/17/2022	vs Old Dominion	W	75-71	2155
11/18/2022	vs Penn St.	W	61-59	2030
11/20/2022	at Col. of Charleston	L	75-77	5405
11/25/2022	Charleston So.	W	69-64	8925
11/28/2022	Minnesota	W	67-57	7870
12/04/2022	North Carolina	W	80-72	8925
12/07/2022	Dayton	W	77-49	7702
12/11/2022	vs Oklahoma St.	W	70-65	8028
12/17/2022	Grambling	W	74-48	7587
12/21/2022	at Boston College	Lot	65-70	4012
12/31/2022	at Wake Forest	L	75-77	8709
01/04/2023	Clemson	L	65-68	7539
01/07/2023	NC State	L	69-73	8925
01/11/2023	at Syracuse	L	72-82	16158
01/18/2023	at Virginia	L	68-78	14629
01/21/2023	at Clemson	L	50-51	9000
01/23/2023	Duke	W	78-75	8925
01/28/2023	Syracuse	W	85-70	8925
01/31/2023	at Miami (FL)	L	83-92	5834
02/04/2023	Virginia	W	74-68	8925
02/08/2023	Boston College	L	76-82	8925
02/11/2023	at Notre Dame	W	93-87	6632
02/15/2023	at Georgia Tech	L	70-77	4565
02/18/2023	Pittsburgh	W	79-72	8925
02/21/2023	Miami (FL)	L	70-76	8925
02/25/2023	at Duke	L	65-81	9314
02/28/2023	at Louisville	W	71-54	11879

# VIRGINIA TECH MEN'S BASKETBALL

## COMBINED TEAM STATS (ACC-ONLY)

### Game Records

Record	Overall	Home	Away	Neutral
ALL GAMES	7-12	5-4	2-8	0-0
CONFERENCE	7-12	5-4	2-8	0-0
NON-CONFERENCE	0-0	0-0	0-0	0-0

### Score by Periods

Team	1st	2nd	OT	TOT
Virginia Tech	672	710	6	1388
Opponents	666	728	11	1405

### Team Box Score

No.	Player				Total		3-Point		F-Throw		Rebounds								PTS	AVG		
		GP-GS	MIN	AVG	FG-FGA	FG%	3FG-3FGA	3FG%	FT-FTA	FT%	OFF	DEF	TOT	AVG	PF	DQ	A	TO			BLK	STL
21	BASILE, Grant	19-19	550:13	29.0	134-259	.517	35-92	.380	38-54	.704	32	69	101	5.3	53	1	32	31	15	9	341	17.9
25	MUTTS, Justyn	19-19	670:41	35.3	110-201	.547	7-24	.292	39-60	.650	39	97	136	7.2	51	0	103	58	14	27	266	14.0
3	PEDULLA, Sean	19-19	701:58	36.9	86-238	.361	34-114	.298	54-58	.931	8	67	75	3.9	62	2	74	43	4	28	260	13.7
0	CATTOOR, Hunter	15-15	536:56	35.8	55-122	.451	44-98	.449	17-23	.739	4	54	58	3.9	31	0	44	16	2	15	171	11.4
13	MADDOX, Darius	9-8	256:51	28.5	21-68	.309	10-27	.370	8-9	.889	10	18	28	3.1	19	0	10	4	4	6	60	6.7
15	KIDD, Lynn	19-3	242:11	12.7	46-69	.667	0-0	.000	10-19	.526	20	55	75	3.9	33	0	10	13	8	5	102	5.4
1	RICE, Rodney	4-0	79:50	20.0	5-25	.200	4-17	.235	6-8	.750	1	7	8	2.0	7	0	3	4	1	5	20	5.0
2	COLLINS, MJ	19-12	503:27	26.5	30-81	.370	13-37	.351	17-22	.773	14	40	54	2.8	26	0	23	12	0	5	90	4.7
34	POTEAT, Mylyjael	19-0	147:26	7.8	15-21	.714	0-0	.000	26-38	.684	15	21	36	1.9	26	0	4	9	2	1	56	2.9
11	CAMDEN, John	14-0	131:48	9.4	6-24	.250	4-15	.267	5-9	.556	5	11	16	1.1	10	0	4	1	2	0	21	1.5
10	JOHNSON, Camden	2-0	02:15	1.1	0-1	.000	0-1	.000	1-2	.500	1	1	2	1.0	0	0	0	0	0	0	1	0.5
14	DAWYOT, Owyn	1-0	00:43	0.7	0-0	.000	0-0	.000	0-0	.000	0	0	0	0.0	0	0	0	0	0	0	0	0.0
33	WARD, Michael	1-0	00:43	0.7	0-2	.000	0-1	.000	0-0	.000	0	0	0	0.0	0	0	0	0	0	0	0	0.0
Team											21	22	43				7					
<b>Total</b>		<b>19</b>	<b>3825</b>		<b>508-1111</b>	<b>.457</b>	<b>151-426</b>	<b>.354</b>	<b>221-302</b>	<b>.732</b>	<b>170</b>	<b>462</b>	<b>632</b>	<b>33.3</b>	<b>318</b>	<b>3</b>	<b>307</b>	<b>198</b>	<b>52</b>	<b>101</b>	<b>1388</b>	<b>73.1</b>
<b>Opponents</b>		<b>19</b>	<b>3825</b>		<b>509-1103</b>	<b>.461</b>	<b>135-391</b>	<b>.345</b>	<b>252-344</b>	<b>.733</b>	<b>174</b>	<b>473</b>	<b>647</b>	<b>34.1</b>	<b>303</b>	<b>3</b>	<b>251</b>	<b>195</b>	<b>73</b>	<b>115</b>	<b>1405</b>	<b>73.9</b>

### Team Statistics

	VT	OPP
<b>Scoring</b>	<b>1388</b>	<b>1405</b>
Points per game	73.1	73.9
Scoring margin	-0.9	-
<b>Field goals-att</b>	<b>508-1111</b>	<b>509-1103</b>
Field goal pct	.457	.461
<b>3 point fg-att</b>	<b>151-426</b>	<b>135-391</b>
3-point FG pct	.354	.345
3-pt FG made per game	7.9	7.1
<b>Free throws-att</b>	<b>221-302</b>	<b>252-344</b>
Free throw pct	.732	.733
F-Throws made per game	11.6	13.3
<b>Rebounds</b>	<b>632</b>	<b>647</b>
Rebounds per game	33.3	34.1
Rebounding margin	-0.8	-
<b>Assists</b>	<b>307</b>	<b>251</b>
Assists per game	16.2	13.2
<b>Turnovers</b>	<b>198</b>	<b>195</b>
Turnovers per game	10.4	10.3
Turnover margin	-0.2	-
Assist/turnover ratio	1.6	1.3
<b>Steals</b>	<b>101</b>	<b>115</b>
Steals per game	5.3	6.1
<b>Blocks</b>	<b>52</b>	<b>73</b>
Blocks per game	2.7	3.8
<b>Winning streak</b>	<b>1</b>	<b>-</b>
Home win streak	0	-
<b>Attendance</b>	<b>78939</b>	<b>90732</b>
Home games-Avg/Game	9-8771	10-9073
Neutral site-Avg/Game	-	0-0

### Team Results

Date	Opponent		Score	Att.
12/04/2022	North Carolina	W	80-72	8925
12/21/2022	at Boston College	Lot	65-70	4012
12/31/2022	at Wake Forest	L	75-77	8709
01/04/2023	Clemson	L	65-68	7539
01/07/2023	NC State	L	69-73	8925
01/11/2023	at Syracuse	L	72-82	16158
01/18/2023	at Virginia	L	68-78	14629
01/21/2023	at Clemson	L	50-51	9000
01/23/2023	Duke	W	78-75	8925
01/28/2023	Syracuse	W	85-70	8925
01/31/2023	at Miami (FL)	L	83-92	5834
02/04/2023	Virginia	W	74-68	8925
02/08/2023	Boston College	L	76-82	8925
02/11/2023	at Notre Dame	W	93-87	6632
02/15/2023	at Georgia Tech	L	70-77	4565
02/18/2023	Pittsburgh	W	79-72	8925
02/21/2023	Miami (FL)	L	70-76	8925
02/25/2023	at Duke	L	65-81	9314
02/28/2023	at Louisville	W	71-54	11879

# VIRGINIA TECH MEN'S BASKETBALL

## TEAM GAME-BY-GAME

Opponent	Date	Score	W	Total		3-Pointers		Free throws		Rebounds				PF	A	TO	BLK	STL	PTS	AVG
				FG-FGA	PCT	3FG-3FGA	PCT	FT-FTA	PCT	OFF	DEF	TOT	AVG							
Delaware St.	11/07/2022	95-57	W	33-60	.550	14-28	.500	15-20	.750	11	31	42	42.0	10	18	10	4	5	95	95.0
Lehigh	11/10/2022	78-52	W	31-58	.534	5-18	.278	11-16	.688	5	31	36	39.0	7	15	5	4	3	78	86.5
William & Mary	11/13/2022	94-77	W	33-59	.559	16-32	.500	12-12	1.000	9	19	28	35.3	18	19	7	5	4	94	89.0
vs Old Dominion	11/17/2022	75-71	W	25-56	.446	10-23	.435	15-21	.714	6	26	32	34.5	15	13	6	3	2	75	85.5
vs Penn St.	11/18/2022	61-59	W	26-58	.448	3-19	.158	6-9	.667	8	26	34	34.4	12	14	9	4	9	61	80.6
at Col. of Charleston	11/20/2022	75-77	L	33-66	.500	6-27	.222	3-5	.600	8	25	33	34.2	15	12	13	1	7	75	79.7
Charleston So.	11/25/2022	69-64	W	26-61	.426	6-21	.286	11-15	.733	14	23	37	34.6	11	14	7	4	1	69	78.1
Minnesota	11/28/2022	67-57	W	28-57	.491	5-14	.357	6-8	.750	11	31	42	35.5	17	12	14	8	2	67	76.8
North Carolina	12/04/2022	80-72	W	31-61	.508	7-19	.368	11-15	.733	10	29	39	35.9	21	16	10	0	4	80	77.1
Dayton	12/07/2022	77-49	W	31-63	.492	9-28	.321	6-7	.857	5	30	35	35.8	18	13	5	6	5	77	77.1
vs Oklahoma St.	12/11/2022	70-65	W	22-57	.386	7-20	.350	19-24	.792	11	26	37	35.9	18	12	10	3	11	70	76.5
Grambling	12/17/2022	74-48	W	26-51	.510	11-27	.407	11-20	.550	7	24	31	35.5	11	19	13	3	8	74	76.3
at Boston College	12/21/2022	65-70	Lot	27-66	.409	5-20	.250	6-9	.667	16	29	45	36.2	14	12	15	3	4	65	75.4
at Wake Forest	12/31/2022	75-77	L	27-59	.458	6-21	.286	15-19	.789	9	30	39	36.4	24	14	13	4	5	75	75.4
Clemson	01/04/2023	65-68	L	21-67	.313	9-24	.375	14-17	.824	12	30	42	36.8	17	12	11	3	4	65	74.7
NC State	01/07/2023	69-73	L	24-53	.453	5-18	.278	16-21	.762	6	23	29	36.3	21	12	11	4	5	69	74.3
at Syracuse	01/11/2023	72-82	L	29-67	.433	3-19	.158	11-14	.786	12	24	36	36.3	20	19	11	3	8	72	74.2
at Virginia	01/18/2023	68-78	L	27-55	.491	12-27	.444	2-2	1.000	5	22	27	35.8	13	19	8	4	3	68	73.8
at Clemson	01/21/2023	50-51	L	18-53	.340	6-22	.273	8-12	.667	7	27	34	35.7	15	13	14	2	9	50	72.6
Duke	01/23/2023	78-75	W	28-49	.571	10-19	.526	12-19	.632	5	22	27	35.3	16	16	11	2	5	78	72.9
Syracuse	01/28/2023	85-70	W	32-60	.533	13-32	.406	8-15	.533	12	25	37	35.3	17	26	15	2	7	85	73.4
at Miami (FL)	01/31/2023	83-92	L	29-51	.569	7-17	.412	18-20	.900	2	19	21	34.7	15	14	14	3	7	83	73.9
Virginia	02/04/2023	74-68	W	27-53	.509	7-18	.389	13-17	.765	3	28	31	34.5	12	19	8	3	4	74	73.9
Boston College	02/08/2023	76-82	L	26-62	.419	10-32	.313	14-21	.667	9	21	30	34.3	17	15	5	5	3	76	74.0
at Notre Dame	02/11/2023	93-87	W	32-56	.571	9-21	.429	20-25	.800	7	22	29	34.1	13	19	5	1	3	93	74.7
at Georgia Tech	02/15/2023	70-77	L	30-73	.411	6-23	.261	4-8	.500	15	25	40	34.3	21	19	10	4	9	70	74.5
Pittsburgh	02/18/2023	79-72	W	25-45	.556	9-19	.474	20-28	.714	7	23	30	34.2	20	17	11	2	2	79	74.7
Miami (FL)	02/21/2023	70-76	L	28-60	.467	9-27	.333	5-7	.714	7	24	31	34.1	14	17	12	2	6	70	74.5
at Duke	02/25/2023	65-81	L	23-57	.404	8-19	.421	11-16	.688	8	18	26	33.8	17	12	9	1	6	65	74.2
at Louisville	02/28/2023	71-54	W	24-64	.375	10-29	.345	13-17	.765	18	21	39	34.0	11	16	5	4	7	71	74.1
<b>Total</b>		<b>2223</b>		<b>822-1757</b>	<b>.468</b>	<b>243-683</b>	<b>.356</b>	<b>336-459</b>	<b>.732</b>	<b>265</b>	<b>754</b>	<b>1019</b>	<b>34.0</b>	<b>470</b>	<b>468</b>	<b>297</b>	<b>97</b>	<b>158</b>	<b>2223</b>	<b>74.1</b>
Opponents		2081		774-1759	.440	209-624	.335	324-459	.706	289	730	1019	34.0	472	374	332	106	169	2081	69.4

### Virginia Tech Averages

Games Played	Points/game	FG Pct	3FG Pct	FT Pct	Rebounds/game	Assists/game	Turnovers/game	Assist/Turnover ratio	Steals/game	Blocks/game
30	74.1	46.8	35.6	73.2	34.0	15.6	9.9	1.6	5.3	3.2



# VIRGINIA TECH MEN'S BASKETBALL

## OPPONENTS GAME-BY-GAME

Opponent	Date	Score		Total		3-Pointers		Free throws		Rebounds										
				FG-FGA	PCT	3FG-3FGA	PCT	FT-FTA	PCT	OFF	DEF	TOT	AVG	PF	A	TO	BLK	STL	PTS	AVG
Delaware St.	11/07/2022	95-57	W	24-62	.387	4-16	.250	5-7	.714	7	17	24	24.0	18	9	12	2	5	57	57.0
Lehigh	11/10/2022	78-52	W	23-63	.365	5-21	.238	1-2	.500	9	23	32	28.0	17	12	11	1	4	52	54.5
William & Mary	11/13/2022	94-77	W	29-58	.500	11-22	.500	8-12	.667	10	17	27	27.7	15	12	12	2	3	77	62.0
vs Old Dominion	11/17/2022	75-71	W	29-71	.408	6-19	.316	7-12	.583	18	28	46	32.3	16	10	7	6	4	71	64.3
vs Penn St.	11/18/2022	61-59	W	23-56	.411	11-30	.367	2-4	.500	8	26	34	32.6	12	15	14	0	6	59	63.2
at Col. of Charleston	11/20/2022	75-77	L	30-59	.508	8-23	.348	9-12	.750	6	27	33	32.7	14	11	14	3	9	77	65.5
Charleston So.	11/25/2022	69-64	W	26-60	.433	8-22	.364	4-8	.500	14	24	38	33.4	14	12	10	2	2	64	65.3
Minnesota	11/28/2022	67-57	W	22-60	.367	6-23	.261	7-14	.500	8	19	27	32.6	14	11	9	6	7	57	64.3
North Carolina	12/04/2022	80-72	W	24-51	.471	3-17	.176	21-27	.778	4	21	25	31.8	17	6	10	5	5	72	65.1
Dayton	12/07/2022	77-49	W	18-60	.300	3-15	.200	10-17	.588	15	27	42	32.8	11	7	12	3	1	49	63.5
vs Oklahoma St.	12/11/2022	70-65	W	22-55	.400	7-24	.292	14-19	.737	11	27	38	33.3	21	14	17	7	6	65	63.6
Grambling	12/17/2022	74-48	W	19-52	.365	5-18	.278	5-8	.625	9	22	31	33.1	17	10	19	1	7	48	62.3
at Boston College	12/21/2022	65-70	Lot	29-72	.403	3-19	.158	9-12	.750	17	23	40	33.6	14	12	9	3	7	70	62.9
at Wake Forest	12/31/2022	75-77	L	23-63	.365	11-28	.393	20-26	.769	14	24	38	33.9	16	12	7	2	5	77	63.9
Clemson	01/04/2023	65-68	L	22-53	.415	9-23	.391	15-18	.833	2	34	36	34.1	21	11	14	4	5	68	64.2
NC State	01/07/2023	69-73	L	24-58	.414	5-21	.238	20-25	.800	12	26	38	34.3	18	7	11	3	7	73	64.8
at Syracuse	01/11/2023	72-82	L	30-59	.508	8-16	.500	14-22	.636	9	28	37	34.5	16	15	12	6	7	82	65.8
at Virginia	01/18/2023	68-78	L	29-57	.509	8-23	.348	12-13	.923	7	23	30	34.2	9	19	5	5	7	78	66.4
at Clemson	01/21/2023	50-51	L	18-47	.383	3-18	.167	12-15	.800	4	31	35	34.3	14	8	17	4	10	51	65.6
Duke	01/23/2023	78-75	W	29-60	.483	9-23	.391	8-12	.667	9	21	30	34.1	17	17	7	3	4	75	66.1
Syracuse	01/28/2023	85-70	W	23-49	.469	7-18	.389	17-24	.708	6	20	26	33.7	16	13	15	3	8	70	66.3
at Miami (FL)	01/31/2023	83-92	L	35-60	.583	8-19	.421	14-17	.824	7	20	27	33.4	16	18	11	3	10	92	67.5
Virginia	02/04/2023	74-68	W	25-61	.410	6-18	.333	12-18	.667	10	24	34	33.4	14	14	7	4	6	68	67.5
Boston College	02/08/2023	76-82	L	29-59	.492	12-24	.500	12-18	.667	10	30	40	33.7	16	24	11	3	1	82	68.1
at Notre Dame	02/11/2023	93-87	W	34-62	.548	13-30	.433	6-7	.857	6	20	26	33.4	19	14	6	1	1	87	68.8
at Georgia Tech	02/15/2023	70-77	L	26-58	.448	11-22	.500	14-26	.538	10	31	41	33.7	13	15	12	8	8	77	69.2
Pittsburgh	02/18/2023	79-72	W	28-60	.467	3-18	.167	13-19	.684	12	18	30	33.5	24	12	9	4	7	72	69.3
Miami (FL)	02/21/2023	70-76	L	27-64	.422	7-22	.318	15-19	.789	14	25	39	33.7	11	10	11	3	8	76	69.5
at Duke	02/25/2023	65-81	L	30-53	.566	7-18	.389	14-17	.824	7	30	37	33.8	17	19	9	6	6	81	69.9
at Louisville	02/28/2023	71-54	W	24-57	.421	2-14	.143	4-9	.444	14	24	38	34.0	15	5	12	3	3	54	69.4
<b>Total</b>		<b>2081</b>		<b>774-1759</b>	<b>.440</b>	<b>209-624</b>	<b>.335</b>	<b>324-459</b>	<b>.706</b>	<b>289</b>	<b>730</b>	<b>1019</b>	<b>34.0</b>	<b>472</b>	<b>374</b>	<b>332</b>	<b>106</b>	<b>169</b>	<b>2081</b>	<b>69.4</b>
Virginia Tech		2223		822-1757	.468	243-683	.356	336-459	.732	265	754	1019	34.0	470	468	297	97	158	2223	74.1

### Opponents Averages

Games Played	Points/game	FG Pct	3FG Pct	FT Pct	Rebounds/game	Assists/game	Turnovers/game	Assist/Turnover ratio	Steals/game	Blocks/game
30	69.4	44.0	33.5	70.6	34.0	12.5	11.1	1.1	5.6	3.5

TEAM CATEGORY LEADERS

Points

##	Player	G	Pts	Pts/G
21	Basile, Grant	30	497	16.6
3	Pedulla, Sean	30	453	15.1
25	Mutts, Justyn	29	380	13.1
0	Cattoor, Hunter	26	278	10.7
13	Maddox, Darius	20	169	8.5
15	Kidd, Lynn	30	159	5.3
2	Collins, MJ	30	126	4.2
34	Poteat, Mylyjael	30	109	3.6
11	Camden, John	21	29	1.4
1	Rice, Rodney	4	20	5.0
14	Dawyot, Owyn	5	2	0.4
10	Johnson, Camden	8	1	0.1

Scoring Average

##	Player	G	Pts	Pts/G
21	Basile, Grant	30	497	16.6
3	Pedulla, Sean	30	453	15.1
25	Mutts, Justyn	29	380	13.1
0	Cattoor, Hunter	26	278	10.7
13	Maddox, Darius	20	169	8.5
15	Kidd, Lynn	30	159	5.3
1	Rice, Rodney	4	20	5.0
2	Collins, MJ	30	126	4.2
34	Poteat, Mylyjael	30	109	3.6
11	Camden, John	21	29	1.4
14	Dawyot, Owyn	5	2	0.4
10	Johnson, Camden	8	1	0.1

Field Goal Percentage

##	Player	FG	Att	Pct
34	Poteat, Mylyjael	33	50	.660
15	Kidd, Lynn	71	108	.657
25	Mutts, Justyn	156	279	.559
21	Basile, Grant	191	369	.518
14	Dawyot, Owyn	1	2	.500
0	Cattoor, Hunter	89	206	.432
3	Pedulla, Sean	159	385	.413
13	Maddox, Darius	64	171	.374
2	Collins, MJ	44	124	.355
11	Camden, John	9	34	.265
1	Rice, Rodney	5	25	.200

Field Goal Attempts

##	Player	G	Att	Att/G
3	Pedulla, Sean	30	385	12.8
21	Basile, Grant	30	369	12.3
25	Mutts, Justyn	29	279	9.6
0	Cattoor, Hunter	26	206	7.9
13	Maddox, Darius	20	171	8.6

Field Goals Made

##	Player	G	Made	Made/G
21	Basile, Grant	30	191	6.4
3	Pedulla, Sean	30	159	5.3
25	Mutts, Justyn	29	156	5.4
0	Cattoor, Hunter	26	89	3.4
15	Kidd, Lynn	30	71	2.4

3-Point FG Percentage

##	Player	3FG	Att	Pct
0	Cattoor, Hunter	67	158	.424
21	Basile, Grant	60	152	.395
25	Mutts, Justyn	13	37	.351
3	Pedulla, Sean	57	172	.331
13	Maddox, Darius	20	62	.323
2	Collins, MJ	16	58	.276
11	Camden, John	6	24	.250
1	Rice, Rodney	4	17	.235

3-Point FG Attempts

##	Player	G	Att	Att/G
3	Pedulla, Sean	30	172	5.7
0	Cattoor, Hunter	26	158	6.1
21	Basile, Grant	30	152	5.1
13	Maddox, Darius	20	62	3.1
2	Collins, MJ	30	58	1.9

3-Point FG Made

##	Player	G	Made	Made/G
0	Cattoor, Hunter	26	67	2.6
21	Basile, Grant	30	60	2.0
3	Pedulla, Sean	30	57	1.9
13	Maddox, Darius	20	20	1.0
2	Collins, MJ	30	16	0.5

TEAM CATEGORY LEADERS

Free Throw Percentage

##	Player	Made	Att	Pct
13	Maddox, Darius	21	24	.875
3	Pedulla, Sean	78	90	.867
2	Collins, MJ	22	28	.786
34	Poteat, Mylyjael	43	57	.754
1	Rice, Rodney	6	8	.750
0	Cattoor, Hunter	33	45	.733
21	Basile, Grant	55	78	.705
25	Mutts, Justyn	55	89	.618
15	Kidd, Lynn	17	29	.586
11	Camden, John	5	9	.556
10	Johnson, Camden	1	2	.500

Free Throw Attempts

##	Player	G	Att	Att/G
3	Pedulla, Sean	30	90	3.0
25	Mutts, Justyn	29	89	3.1
21	Basile, Grant	30	78	2.6
34	Poteat, Mylyjael	30	57	1.9
0	Cattoor, Hunter	26	45	1.7

Free Throws Made

##	Player	G	Made	Made/G
3	Pedulla, Sean	30	78	2.6
21	Basile, Grant	30	55	1.8
25	Mutts, Justyn	29	55	1.9
34	Poteat, Mylyjael	30	43	1.4
0	Cattoor, Hunter	26	33	1.3

Rebounds

##	Player	G	Reb	Reb/G
25	Mutts, Justyn	29	212	7.3
21	Basile, Grant	30	164	5.5
3	Pedulla, Sean	30	113	3.8
15	Kidd, Lynn	30	111	3.7
0	Cattoor, Hunter	26	103	4.0

Assists

##	Player	G	Ast	Ast/G
25	Mutts, Justyn	29	137	4.7
3	Pedulla, Sean	30	118	3.9
0	Cattoor, Hunter	26	62	2.4
21	Basile, Grant	30	53	1.8
2	Collins, MJ	30	39	1.3

Rebounds Average

##	Player	G	Reb	Reb/G
25	Mutts, Justyn	29	212	7.3
21	Basile, Grant	30	164	5.5
0	Cattoor, Hunter	26	103	4.0
3	Pedulla, Sean	30	113	3.8
15	Kidd, Lynn	30	111	3.7

Steals

##	Player	G	Stl	Stl/G
25	Mutts, Justyn	29	45	1.6
3	Pedulla, Sean	30	40	1.3
0	Cattoor, Hunter	26	25	1.0
21	Basile, Grant	30	13	0.4
13	Maddox, Darius	20	11	0.6

Offensive Rebounds

##	Player	G	OReb	OReb/G
25	Mutts, Justyn	29	53	1.8
21	Basile, Grant	30	43	1.4
15	Kidd, Lynn	30	33	1.1
34	Poteat, Mylyjael	30	27	0.9
13	Maddox, Darius	20	26	1.3

Blocked Shots

##	Player	G	Blk	Blk/G
21	Basile, Grant	30	38	1.3
25	Mutts, Justyn	29	21	0.7
15	Kidd, Lynn	30	13	0.4
13	Maddox, Darius	20	7	0.4
3	Pedulla, Sean	30	6	0.2

Defensive Rebounds

##	Player	G	DReb	DReb/G
25	Mutts, Justyn	29	159	5.5
21	Basile, Grant	30	121	4.0
3	Pedulla, Sean	30	101	3.4
0	Cattoor, Hunter	26	96	3.7
15	Kidd, Lynn	30	78	2.6

Minutes

##	Player	G	Min	Min/G
3	Pedulla, Sean	30	1075	35:51
25	Mutts, Justyn	29	969	33:24
0	Cattoor, Hunter	26	885	34:02
21	Basile, Grant	30	840	28:00
2	Collins, MJ	30	721	24:02

TEAM CATEGORY LEADERS

Fouls

##	Player	G	PF	PF/G
3	Pedulla, Sean	30	83	2.8
25	Mutts, Justyn	29	74	2.6
21	Basile, Grant	30	70	2.3
15	Kidd, Lynn	30	50	1.7
0	Cattoor, Hunter	26	46	1.8

Turnovers

##	Player	G	TO	TO/G
25	Mutts, Justyn	29	82	2.8
3	Pedulla, Sean	30	59	2.0
21	Basile, Grant	30	51	1.7
0	Cattoor, Hunter	26	23	0.9
15	Kidd, Lynn	30	21	0.7

Foul Outs

##	Player	G	FO
3	Pedulla, Sean	30	3
21	Basile, Grant	30	1

**TEAM GAME HIGHS**

**Virginia Tech - Game Highs**

<b>POINTS</b>	95		Delaware St. (11/07/2022)
	94		William & Mary (11/13/2022)
	93		at Notre Dame (02/11/2023)
	85		Syracuse (01/28/2023)
	83		at Miami (FL) (01/31/2023)
<b>FIELD GOALS MADE</b>	33		at Col. of Charleston (11/20/2022)
	33		William & Mary (11/13/2022)
	33		Delaware St. (11/07/2022)
<b>FIELD GOAL ATTEMPTS</b>	73		at Georgia Tech (02/15/2023)
	67		at Syracuse (01/11/2023)
	67		Clemson (01/04/2023)
<b>FIELD GOAL PERCENTAGE</b>	.571	(32-56)	at Notre Dame (02/11/2023)
	.571	(28-49)	Duke (01/23/2023)
<b>3 PT FG MADE</b>	16		William & Mary (11/13/2022)
	14		Delaware St. (11/07/2022)
<b>3 PT FG ATTEMPTS</b>	32		Boston College (02/08/2023)
	32		Syracuse (01/28/2023)
	32		William & Mary (11/13/2022)
<b>3 PT FG PERCENTAGE</b>	.526	(10-19)	Duke (01/23/2023)
	.500	(16-32)	William & Mary (11/13/2022)
	.500	(14-28)	Delaware St. (11/07/2022)
<b>FREE THROWS MADE</b>	20		Pittsburgh (02/18/2023)
	20		at Notre Dame (02/11/2023)
<b>FREE THROW ATTEMPTS</b>	28		Pittsburgh (02/18/2023)
	25		at Notre Dame (02/11/2023)
<b>FREE THROW PERCENTAGE</b>	1.000	(12-12)	William & Mary (11/13/2022)
	1.000	(2-2)	at Virginia (01/18/2023)
<b>REBOUNDS</b>	45		at Boston College (12/21/2022)
	42		Clemson (01/04/2023)
	42		Minnesota (11/28/2022)
	42		Delaware St. (11/07/2022)
<b>ASSISTS</b>	26		Syracuse (01/28/2023)
	19		at Georgia Tech (02/15/2023)
	19		at Notre Dame (02/11/2023)
	19		Virginia (02/04/2023)
	19		at Virginia (01/18/2023)
	19		at Syracuse (01/11/2023)
	19		Grambling (12/17/2022)
	19		William & Mary (11/13/2022)
<b>STEALS</b>	11		vs Oklahoma St. (N) (12/11/2022)
	9		at Georgia Tech (02/15/2023)
	9		at Clemson (01/21/2023)
	9		vs Penn St. (N) (11/18/2022)
<b>BLOCKED SHOTS</b>	8		Minnesota (11/28/2022)
	6		Dayton (12/07/2022)
<b>TURNOVERS</b>	15		Syracuse (01/28/2023)
	15		at Boston College (12/21/2022)
<b>FOULS</b>	24		at Wake Forest (12/31/2022)
	21		at Georgia Tech (02/15/2023)
	21		NC State (01/07/2023)
	21		North Carolina (12/04/2022)

OPPONENT GAME HIGHS

Opponent - Game Highs

<b>POINTS</b>	92	at Miami (FL) (01/31/2023)
	87	at Notre Dame (02/11/2023)
	82	Boston College (02/08/2023)
	82	at Syracuse (01/11/2023)
	81	at Duke (02/25/2023)
<b>FIELD GOALS MADE</b>	35	at Miami (FL) (01/31/2023)
	34	at Notre Dame (02/11/2023)
<b>FIELD GOAL ATTEMPTS</b>	72	at Boston College (12/21/2022)
	71	vs Old Dominion (N) (11/17/2022)
<b>FIELD GOAL PERCENTAGE</b>	.583 (35-60)	at Miami (FL) (01/31/2023)
	.566 (30-53)	at Duke (02/25/2023)
<b>3 PT FG MADE</b>	13	at Notre Dame (02/11/2023)
	12	Boston College (02/08/2023)
<b>3 PT FG ATTEMPTS</b>	30	at Notre Dame (02/11/2023)
	30	vs Penn St. (N) (11/18/2022)
<b>3 PT FG PERCENTAGE</b>	.500 (12-24)	Boston College (02/08/2023)
	.500 (11-22)	at Georgia Tech (02/15/2023)
	.500 (11-22)	William & Mary (11/13/2022)
	.500 (8-16)	at Syracuse (01/11/2023)
<b>FREE THROWS MADE</b>	21	North Carolina (12/04/2022)
	20	NC State (01/07/2023)
	20	at Wake Forest (12/31/2022)
<b>FREE THROW ATTEMPTS</b>	27	North Carolina (12/04/2022)
	26	at Georgia Tech (02/15/2023)
	26	at Wake Forest (12/31/2022)
<b>FREE THROW PERCENTAGE</b>	.923 (12-13)	at Virginia (01/18/2023)
	.857 (6-7)	at Notre Dame (02/11/2023)
<b>REBOUNDS</b>	46	vs Old Dominion (N) (11/17/2022)
	42	Dayton (12/07/2022)
<b>ASSISTS</b>	24	Boston College (02/08/2023)
	19	at Duke (02/25/2023)
	19	at Virginia (01/18/2023)
<b>STEALS</b>	10	at Miami (FL) (01/31/2023)
	10	at Clemson (01/21/2023)
<b>BLOCKED SHOTS</b>	8	at Georgia Tech (02/15/2023)
	7	vs Oklahoma St. (N) (12/11/2022)
<b>TURNOVERS</b>	19	Grambling (12/17/2022)
	17	at Clemson (01/21/2023)
	17	vs Oklahoma St. (N) (12/11/2022)
<b>FOULS</b>	24	Pittsburgh (02/18/2023)
	21	Clemson (01/04/2023)
	21	vs Oklahoma St. (N) (12/11/2022)

TEAM GAME LOWS

Virginia Tech - Game Lows

<b>POINTS</b>	50		at Clemson (01/21/2023)
	61		vs Penn St. (N) (11/18/2022)
	65		at Duke (02/25/2023)
	65		Clemson (01/04/2023)
	65		at Boston College (12/21/2022)
<b>FIELD GOALS MADE</b>	18		at Clemson (01/21/2023)
	21		Clemson (01/04/2023)
<b>FIELD GOAL ATTEMPTS</b>	45		Pittsburgh (02/18/2023)
	49		Duke (01/23/2023)
<b>FIELD GOAL PERCENTAGE</b>	.313	(21-67)	Clemson (01/04/2023)
	.340	(18-53)	at Clemson (01/21/2023)
<b>3 PT FG MADE</b>	3		at Syracuse (01/11/2023)
	3		vs Penn St. (N) (11/18/2022)
<b>3 PT FG ATTEMPTS</b>	14		Minnesota (11/28/2022)
	17		at Miami (FL) (01/31/2023)
<b>3 PT FG PERCENTAGE</b>	.158	(3-19)	at Syracuse (01/11/2023)
	.158	(3-19)	vs Penn St. (N) (11/18/2022)
<b>FREE THROWS MADE</b>	2		at Virginia (01/18/2023)
	3		at Col. of Charleston (11/20/2022)
<b>FREE THROW ATTEMPTS</b>	2		at Virginia (01/18/2023)
	5		at Col. of Charleston (11/20/2022)
<b>FREE THROW PERCENTAGE</b>	.500	(4-8)	at Georgia Tech (02/15/2023)
	.533	(8-15)	Syracuse (01/28/2023)
<b>REBOUNDS</b>	21		at Miami (FL) (01/31/2023)
	26		at Duke (02/25/2023)
<b>ASSISTS</b>	12		at Duke (02/25/2023)
	12		NC State (01/07/2023)
	12		Clemson (01/04/2023)
	12		at Boston College (12/21/2022)
	12		vs Oklahoma St. (N) (12/11/2022)
	12		Minnesota (11/28/2022)
	12		at Col. of Charleston (11/20/2022)
<b>STEALS</b>	1		Charleston So. (11/25/2022)
	2		Pittsburgh (02/18/2023)
	2		Minnesota (11/28/2022)
	2		vs Old Dominion (N) (11/17/2022)
<b>BLOCKED SHOTS</b>	0		North Carolina (12/04/2022)
	1		at Duke (02/25/2023)
	1		at Notre Dame (02/11/2023)
	1		at Col. of Charleston (11/20/2022)
<b>TURNOVERS</b>	5		at Louisville (02/28/2023)
	5		at Notre Dame (02/11/2023)
	5		Boston College (02/08/2023)
	5		Dayton (12/07/2022)
	5		Lehigh (11/10/2022)
<b>FOULS</b>	7		Lehigh (11/10/2022)
	10		Delaware St. (11/07/2022)

OPPONENT GAME LOWS

Opponent - Game Lows

<b>POINTS</b>	48	Grambling (12/17/2022)
	49	Dayton (12/07/2022)
	51	at Clemson (01/21/2023)
	52	Lehigh (11/10/2022)
	54	at Louisville (02/28/2023)
<b>FIELD GOALS MADE</b>	18	at Clemson (01/21/2023)
	18	Dayton (12/07/2022)
<b>FIELD GOAL ATTEMPTS</b>	47	at Clemson (01/21/2023)
	49	Syracuse (01/28/2023)
<b>FIELD GOAL PERCENTAGE</b>	.300 (18-60)	Dayton (12/07/2022)
	.365 (23-63)	at Wake Forest (12/31/2022)
	.365 (23-63)	Lehigh (11/10/2022)
	.365 (19-52)	Grambling (12/17/2022)
<b>3 PT FG MADE</b>	2	at Louisville (02/28/2023)
	3	Pittsburgh (02/18/2023)
	3	at Clemson (01/21/2023)
	3	at Boston College (12/21/2022)
	3	Dayton (12/07/2022)
	3	North Carolina (12/04/2022)
<b>3 PT FG ATTEMPTS</b>	14	at Louisville (02/28/2023)
	15	Dayton (12/07/2022)
<b>3 PT FG PERCENTAGE</b>	.143 (2-14)	at Louisville (02/28/2023)
	.158 (3-19)	at Boston College (12/21/2022)
<b>FREE THROWS MADE</b>	1	Lehigh (11/10/2022)
	2	vs Penn St. (N) (11/18/2022)
<b>FREE THROW ATTEMPTS</b>	2	Lehigh (11/10/2022)
	4	vs Penn St. (N) (11/18/2022)
<b>FREE THROW PERCENTAGE</b>	.444 (4-9)	at Louisville (02/28/2023)
	.500 (7-14)	Minnesota (11/28/2022)
	.500 (4-8)	Charleston So. (11/25/2022)
	.500 (2-4)	vs Penn St. (N) (11/18/2022)
	.500 (1-2)	Lehigh (11/10/2022)
<b>REBOUNDS</b>	24	Delaware St. (11/07/2022)
	25	North Carolina (12/04/2022)
<b>ASSISTS</b>	5	at Louisville (02/28/2023)
	6	North Carolina (12/04/2022)
<b>STEALS</b>	1	at Notre Dame (02/11/2023)
	1	Boston College (02/08/2023)
	1	Dayton (12/07/2022)
<b>BLOCKED SHOTS</b>	0	vs Penn St. (N) (11/18/2022)
	1	at Notre Dame (02/11/2023)
	1	Grambling (12/17/2022)
	1	Lehigh (11/10/2022)
<b>TURNOVERS</b>	5	at Virginia (01/18/2023)
	6	at Notre Dame (02/11/2023)
<b>FOULS</b>	9	at Virginia (01/18/2023)
	11	Miami (FL) (02/21/2023)
	11	Dayton (12/07/2022)







BOX SCORES

GAME 9: NORTH CAROLINA



Official Basketball Box Score - Final
North Carolina at Virginia Tech
12:04:22 Cassel Coliseum, Blacksburg, Va.
2022-23 Men's Basketball

Game Time: 3:00 PM
Game Duration: 2:03
Attendance: 8,955

Main box score table for Game 9: North Carolina vs Virginia Tech. Columns include NO., Name, FG, 3P, FT, Rebounds, Fouls, TP, AS, TO, ST, Blocks, +/-.

Shooting By Period summary for Game 9.

Dead Ball Rebounds: 0

Virginia Tech - 80 vs North Carolina - 72. Includes team totals and technical fouls (NONE).

Heels vs Hokies. Points from Turnovers, Second Chance, Fast Breaks, Bench.

GAME 10: DAYTON



Official Basketball Box Score - Final
Dayton at Virginia Tech
12:07:22 Cassel Coliseum, Blacksburg, Va.
2022-23 Men's Basketball

Game Time: 8:00 PM
Game Duration: 1:51
Attendance: 7,702

Main box score table for Game 10: Dayton vs Virginia Tech. Columns include NO., Name, FG, 3P, FT, Rebounds, Fouls, TP, AS, TO, ST, Blocks, +/-.

Shooting By Period summary for Game 10.

Dead Ball Rebounds: 4

Virginia Tech - 77 vs Dayton - 49. Includes team totals and technical fouls (NONE).

Flyers vs Hokies. Points from Turnovers, Second Chance, Fast Breaks, Bench.

GAME 11: OKLAHOMA STATE



Official Basketball Box Score - Final
Oklahoma St. at Virginia Tech
12:11:22 Barclays Center, Brooklyn, NY
2022 Basketball Hall of Fame Invitational

Game Time: 2:00 PM
Game Duration: 2:05

Officials: Kipp Kissinger, Bert Smith, Bart Lenox

Main box score table for Game 11: Oklahoma State vs Virginia Tech. Columns include NO., Name, FG, 3P, FT, Rebounds, Fouls, TP, AS, TO, ST, Blocks, +/-.

Shooting By Period summary for Game 11.

Dead Ball Rebounds: 1

Virginia Tech - 70 vs Oklahoma State - 65. Includes team totals and technical fouls (NONE).

OSU vs VT. Points from Turnovers, Second Chance, Fast Breaks, Bench.

Game Notes: 2022 Basketball Hall of Fame Invitational Game 2 MVP: Sean Pedulla (Virginia Tech)

GAME 12: GRAMBLING STATE



Official Basketball Box Score - Final
Grambling at Virginia Tech
12:17:22 Cassel Coliseum, Blacksburg, Va.
2022-23 Men's Basketball

Game Time: 4:00 PM
Game Duration: 1:51
Attendance: 5,787

Officials: Bill Covington Jr., Trey Sloyens, Kellen Miller

Main box score table for Game 12: Grambling State vs Virginia Tech. Columns include NO., Name, FG, 3P, FT, Rebounds, Fouls, TP, AS, TO, ST, Blocks, +/-.

Shooting By Period summary for Game 12.

Dead Ball Rebounds: 3

Virginia Tech - 74 vs Grambling State - 48. Includes team totals and technical fouls (Muts 2).

Tigers vs Hokies. Points from Turnovers, Second Chance, Fast Breaks, Bench.

Points from Turnovers, Second Chance, Fast Breaks, Bench for Game 12.





BOX SCORES

GAME 21: SYRACUSE



Official Basketball Box Score - Final
Syracuse at Virginia Tech
01/28/23 Cassell Coliseum, Blacksburg, Va.
2022-23 Men's Basketball
Game Time: 7:00 PM
Game Duration: 1:59
Attendance: 8,925
Officials: Jamie Luckie, Clarence Armstrong, Jeffrey Clark

Syracuse - 70
Record: 13-9 (6-5)
Shooting By Period: 1st FG% 11-23 47.8%, 2nd FG% 12-26 46.2%, 3rd FG% 3-9 33.3%, FT% 10-14 71.4%
GM FG% 23-49 46.9%, 3PT% 7-18 38.9%, FT% 17-24 70.8%
Dead Ball Rebounds: 2, 0

Virginia Tech - 85
Record: 13-8 (3-7)
Shooting By Period: 1st FG% 20-32 62.5%, 2nd FG% 11-20 55.0%, 3rd FG% 1-3 33.3%, FT% 7-12 58.3%
GM FG% 32-60 53.3%, 3PT% 13-30 43.3%, FT% 8-15 53.3%
Dead Ball Rebounds: 3, 0

Statistical summary table with columns: Cuse, Hokies, Points from Turnovers, Paint, Second Chance, Fast Breaks, Bench

GAME 22: MIAMI



Official Basketball Box Score - Final
Virginia Tech at Miami (FL)
01/31/23 Walco Center, Coral Gables
2022-23 Men's Basketball
Game Time: 7:00 PM
Game Duration: 2:00
Attendance: 5,834
Officials: Roger Ayers, Mike Roberts, A.J. Desai

Virginia Tech - 83
Record: 13-9 (3-6)
Shooting By Period: 1st FG% 17-27 63.0%, 2nd FG% 4-7 57.1%, 3rd FG% 3-10 30.0%, FT% 9-11 81.8%
GM FG% 29-51 56.9%, 3PT% 7-17 41.2%, FT% 14-17 82.4%
Dead Ball Rebounds: 1, 0

Miami - 92
Record: 17-5 (8-4)
Shooting By Period: 1st FG% 18-30 60.0%, 2nd FG% 9-24 37.5%, 3rd FG% 1-1 50.0%, FT% 8-19 42.1%
GM FG% 29-51 56.9%, 3PT% 8-19 42.1%, FT% 14-17 82.4%
Dead Ball Rebounds: 2, 1

Statistical summary table with columns: VaT, MIA, Points from Turnovers, Paint, Second Chance, Fast Breaks, Bench

GAME 23: VIRGINIA



Official Basketball Box Score - Final
Virginia at Virginia Tech
02/04/23 Cassell Coliseum, Blacksburg, Va.
2022-23 Men's Basketball
Game Time: 12:00 PM
Game Duration: 1:57
Attendance: 8,925
Officials: Ted Valentine, Lamar Simpson, Justin Portier

Virginia - 68
Record: 17-4 (9-3)
Shooting By Period: 1st FG% 11-28 39.3%, 2nd FG% 14-33 42.4%, 3rd FG% 7-11 63.6%, FT% 25-41 61.0%
GM FG% 29-59 49.2%, 3PT% 6-18 33.3%, FT% 12-18 66.7%
Dead Ball Rebounds: 4, 0

Virginia Tech - 74
Record: 14-9 (4-8)
Shooting By Period: 1st FG% 13-28 46.4%, 2nd FG% 14-25 56.0%, 3rd FG% 4-7 57.1%, FT% 13-17 76.5%
GM FG% 27-53 50.9%, 3PT% 7-18 38.9%, FT% 13-17 76.5%
Dead Ball Rebounds: 3, 0

Statistical summary table with columns: Cavs, Hokies, Points from Turnovers, Paint, Second Chance, Fast Breaks, Bench

GAME 24: BOSTON COLLEGE



Official Basketball Box Score - Final
Boston College at Virginia Tech
02/08/23 Cassell Coliseum, Blacksburg
2022-23 Men's Basketball
Game Time: 7:00 PM
Game Duration: 2:06
Attendance: 8,925
Officials: Clarence Armstrong, Keith Kimble, A.J. Desai

Boston College - 82
Record: 12-13 (6-5)
Shooting By Period: 1st FG% 15-32 46.9%, 2nd FG% 14-27 51.9%, 3rd FG% 5-9 55.6%, GM FG% 29-59 49.2%, 3PT% 12-24 50.0%, FT% 12-18 66.7%
Dead Ball Rebounds: 4, 0

Virginia Tech - 76
Record: 14-10 (4-8)
Shooting By Period: 1st FG% 10-26 38.5%, 2nd FG% 5-7 71.4%, 3rd FG% 8-14 57.1%, GM FG% 26-62 41.9%, 3PT% 10-32 31.3%, FT% 14-21 66.7%
Dead Ball Rebounds: 4, 1

Statistical summary table with columns: Eagles, Hokies, Points from Turnovers, Paint, Second Chance, Fast Breaks, Bench











**0 HUNTER CATTOOR**

SR. • G • 6-3 • 200  
ORLANDO, FLA.  
BISHOP MOORE



**1 RODNEY RICE**

FR. • G • 6-4 • 195  
CLINTON, MD.  
DEMATHA CATHOLIC



**2 MJ COLLINS**

FR. • G • 6-4 • 190  
CLOVER, S.C.  
COMBINE ACADEMY



**3 SEAN PEDULLA**

SO. • G • 6-1 • 195  
EDMOND, OKLA.  
EDMOND MEMORIAL



**4 DARREN BUCHANAN JR.**

FR. • F • 6-7 • 235  
WASHINGTON, D.C.  
WOODROW WILSON



**5 PATRICK WESSLER**

FR. • C • 7-0 • 245  
MATTHEWS, N.C.  
COMBINE ACADEMY



**10 CAMDEN JOHNSON**

SO. • G • 6-1 • 185  
WAXHAW, N.C.  
METROLINA CHRISTIAN ACADEMY



**11 JOHN CAMDEN**

R-FR. • F • 6-8 • 215  
DOWNINGTOWN, PA.  
BREWSTER ACADEMY



**13 DARIUS MADDOX**

JR. • G • 6-5 • 180  
BOWIE, MD.  
OAK HILL ACADEMY



**14 OWYN DAWYOT**

FR. • G • 6-2 • 190  
ROANOKE, VA.  
CAVE SPRING



**15 LYNN KIDD**

JR. • C • 6-10 • 235  
GAINESVILLE, FLA.  
CLEMSON



**21 GRANT BASILE**

GR. • F • 6-9 • 235  
PEWAUKEE, WIS.  
WRIGHT STATE



**25 JUSTYN MUTTS**

SR. • F • 6-7 • 220  
MILLVILLE, N.J.  
DELAWARE



**33 MICHAEL WARD**

FR. • G • 6-2 • 175  
BETHESDA, MD.  
WALT WHITMAN



**34 MYLYJAEEL POTEAT**

JR. • F • 6-9 • 265  
REIDSVILLE, N.C.  
RICE



**MIKE YOUNG**  
HEAD COACH  
4TH SEASON



**MIKE JONES**  
ASSOCIATE HEAD COACH  
2ND SEASON



**CHRISTIAN WEBSTER**  
ASSISTANT COACH  
7TH SEASON



**KEVIN GILTNER**  
ASSISTANT COACH  
4TH SEASON