



HOKIES

2023 Virginia Tech Softball Game Notes

Game Info

February 17-19
TaxAct Clearwater Invitational
Clearwater, Fla.

Where to Watch



Schedule

FEBRUARY

9	vs. East Carolina#	Wilmington, N.C.	W, 8-0 (5)
9	at UNCW#	Wilmington, N.C.	W, 5-1
10	at UNCW#	Wilmington, N.C.	W, 6-0
10	vs. East Carolina	Wilmington, N.C.	W, 4-2
11	vs. Purdue Fort Wayne#	Wilmington, N.C.	W, 9-0 (5)
17	vs. Oklahoma State\$	Clearwater, Fla.	10AM
17	vs. Nebraska\$	Clearwater, Fla.	4PM
18	vs. UCLA\$	Clearwater, Fla.	4PM
18	vs. Arizona\$	Clearwater, Fla.	7PM
19	vs. USF\$	Clearwater, Fla.	Noon
24	vs. Abilene Christian%	Austin, Texas	2:30PM
24	at Texas%	Austin, Texas	5PM
25	vs. Texas Southern%	Austin, Texas	11AM
25	at Texas%	Austin, Texas	5PM
26	vs. Abilene Christian	Austin, Texas	10:30AM

MARCH

3	N.C. STATE*	Blacksburg, Va.	6PM
4	N.C. STATE*	Blacksburg, Va.	2PM
5	N.C. STATE*	Blacksburg, Va.	Noon
7	MOUNT ST. MARY'S (DH)	Blacksburg, Va.	4 & 6PM
8	at Gardner-Webb	Boiling Springs, N.C.	5PM
10	at North Carolina*	Chapel Hill, N.C.	4PM
11	at North Carolina*	Chapel Hill, N.C.	6PM
12	at North Carolina	Chapel Hill, N.C.	4PM
15	at App State	Boone, N.C.	5PM
17	at Georgia Tech*	Atlanta, Ga.	6PM
18	at Georgia Tech*	Atlanta, Ga.	3PM
19	at Georgia Tech*	Atlanta, Ga.	1PM
22	CHARLOTTE	Blacksburg, Va.	5PM
24	CHATTANOOGA	Blacksburg, Va.	6PM
25	CHATTANOOGA (DH)	Blacksburg, Va.	Noon & 2PM
28	LIBERTY	Blacksburg, Va.	6PM
31	DUKE*	Blacksburg, Va.	6PM

APRIL

1	DUKE*	Blacksburg, Va.	2PM
2	DUKE*	Blacksburg, Va.	Noon
4	LONGWOOD (DH)	Blacksburg, Va.	4 & 6PM
6	at Virginia*	Charlottesville, Va.	TBA
7	at Virginia*	Charlottesville, Va.	TBA
8	at Virginia*	Charlottesville, Va.	TBA
11	TENNESSEE	Blacksburg, Va.	6PM
14	at Notre Dame*	South Bend, Ind.	5PM
15	at Notre Dame*	South Bend, Ind.	6PM
16	at Notre Dame*	South Bend, Ind.	Noon
18	RADFORD	Blacksburg, Va.	6PM
20	FLORIDA STATE*	Blacksburg, Va.	7PM
21	FLORIDA STATE*	Blacksburg, Va.	6PM
22	FLORIDA STATE*	Blacksburg, Va.	2PM
25	at Marshall	Huntington, W.Va.	3PM
28	CLEMSON*	Blacksburg, Va.	6PM
29	CLEMSON*	Blacksburg, Va.	2PM
30	CLEMSON*	Blacksburg, Va.	Noon

MAY

3	at Liberty	Lynchburg, Va.	6PM
10-13	ACC Championship	South Bend, Ind.	TBA

CAPS = HOME | AT = ROAD | VS. = NEUTRAL SITE | * = ACC CONFERENCE GAME | DH = DOUBLEHEADER
UNCW TOURNAMENT | \$ TAXACT CLEARWATER INVITATIONAL | % LONE STAR STATE INVITATIONAL | POSTSEASON

RANKINGS = USA TODAY/NFCA COACHES' POLL / ESPN.COM/USA SOFTBALL POLL

VIRGINIA TECH CONTACT

Bree Williams
Assistant Director, Strategic Communications
Phone: (513) 594-2278
Email: bwilliams17@vt.edu





@HokiesSoftball




@HokiesSoftball


INFORMATION


No. 8/9 Virginia Tech 
Hokies
Record.....5-0
Streak.....W5
Head Coach.....Pete D'Amour
Record at Tech (Years).....156-40 (5th)

No. 5/5 Oklahoma State 
Cowgirls
Record.....3-1
Streak.....W1
Head Coach.....Kenny Gajewski
Record at OSU (Years).....272-122 (8th)

RV/RV Nebraska 
Cornhuskers
Record.....4-1
Streak.....W3
Head Coach.....Rhonda Revelle
Record at Nebraska (Years).....1068-621 (31st)

No. 2/2 UCLA 
Bruins
Record.....7-0
Streak.....W7
Head Coach.....Kelly Inouye-Perez
Record at UCLA (Years).....729-190-1 (17th)

No. 10/15 Arizona 
Wildcats
Record.....5-0
Streak.....W5
Head Coach.....Caitlin Lowe
Record at Arizona (Years).....44-22 (2nd)

South Florida 
Bulls
Record.....2-3
Streak.....L1
Head Coach.....Ken Eriksen
Record at USF (Years).....1053-540-1 (26th)

SEASON OPENERS

- The Hokies have won five consecutive season openers, dating back to a win over RV Witchita State in 2019.
- Since the 2009 season, the Hokies are on a 14-1 streak in home openers, falling only to No. 14 Ole Miss 5-1 to open the 2018 season
- Tech hasn't lost consecutive season openers since 2001-02.
- To open the 2023 season, the Hokies recorded an 8-0 run-rule victory over East Carolina in Wilmington, N.C.

Year	W/L	Opponent	Score	Location
1996	L	Carson-Newman	10-0	Johnson City, Tenn.
1997	W	Charlotte	12-3	Charlotte, N.C.
1998	W	Akron	10-5	Durham, N.C.
1999	L	Georgia Tech	5-4	Atlanta, Ga.
2000	L	Ball State	4-3	Raleigh, N.C.
2001	L	SE Louisiana	3-2	Monroe, La.
2002	L	Miami (Ohio)	7-6	Raleigh, N.C.
2003	W	Boston	8-3	Raleigh, N.C.
2004	W	Buffalo	5-0	Athens, Ga.
2005	L	Iowa	8-0	Deland, Fla.
2006	W	Furman	8-0	Greenville, S.C.
2007	W	Tennessee Tech	6-2	Atlanta, Ga.
2008	L	Pitt	3-0	Miami, Fla.
2009	W	Maine	4-1	Chattanooga, Tenn.
2010	W	Bethune-Cookman	14-3	Jacksonville, Fla.
2011	W	Charlotte	16-5	Charlotte, N.C.
2012	W	Saint Louis	8-4	Jacksonville, Fla.
2013	W	LIU Brooklyn	9-1	Clermont, Fla.
2014	W	Miami (Ohio)	6-1	Nashville, Tenn.
2015	W	Maryland	7-6	Conway, S.C.
2016	W	South Florida	6-3	Tampa, Fla.
2017	W	Indiana State	4-3	Las Vegas, Nev.
2018	L	No. 14 Ole Miss	5-1	Gulf Shores, Ala.
2019	W	[RV] Wichita State	11-3	Charleston, S.C.
2020	W	Iowa	9-1	Conway, S.C.
2021	W	Kennesaw State	6-0	Kennesaw, Ga.
2022	W	Wisconsin	5-4	Leesburg, Fla.
2023	W	East Carolina	8-0	Wilmington, N.C.

PROBABLE LINEUP

#	Name	BA	H	R	RBI	HR
90	Emma Ritter (CF)	.471	8	6	4	2
97	Cameron Fagan (2B)	.357	5	4	5	1
2	Jayme Bailey (1B)	.714	10	3	5	1
88	Bre Peck (3B)	.375	6	6	4	2
6	Addy Greene (RF)	.333	3	2	5	2
16	Meredith Slaw (DP)	.125	1	1	0	0
7	Teagan Thrunk (SS)	.455	5	3	2	0
11	Kylie Aldridge (C)	.143	1	1	0	0
21	Kelsey Brown (LF)	.125	1	1	2	0
		ERA	IP	K	BB	W-L
3	Emma Lemley (P)	0.00	12.0	16	1	2-0



NFCA Week 1 Top 25 Poll

Feb 14 | *Opponents in italics*

Team (1st place votes)	Record	Points	Last
1 Oklahoma (32)	5-0	800	1
2 UCLA	5-0	767	2
3 Florida	3-0	713	4
4 Arkansas	5-0	667	7
5 <i>Oklahoma State</i>	3-1	642	3
6 <i>Florida State</i>	4-1	564	5
7 <i>Clemson</i>	5-0	557	10
8 Virginia Tech	5-0	510	11
9 <i>Texas</i>	2-1-1	508	6
10 <i>Arizona</i>	5-0	490	12
11 <i>Tennessee</i>	3-0	480	13
12 Washington	4-1	476	14
13 Georgia	5-0	469	15
14 Northwestern	2-2	420	8
15 Alabama	2-1	357	9
16 <i>Duke</i>	3-2	289	16
17 Kentucky	2-0-1	267	20
18 LSU	5-0	242	25
19 Stanford	3-2	237	17
20 UCF	3-1	229	18
21 Auburn	4-1	158	21
22 <i>Arizona State</i>	4-1	112	22
23 Maryland	4-1	92	NR
24 Oregon	3-2	60	24
25 Michigan	4-1	54	RV

Receiving Votes: Missouri (45), Louisiana (37), North Texas (29), Mississippi State (27), Oregon State (22), *Notre Dame* (21), *Nebraska* (19), San Diego State (12), Baylor (11), Ole Miss (8), Wichita State (4), Utah (3), *Liberty* (1), Louisville (1).

GENERAL INFORMATION

University Name Virginia Tech
 Location Blacksburg, Va.
 Founded 1872
 Enrollment 37,000
 President..... Dr. Timothy Sands
 Director of Athletics..... Whit Babcock
 Nickname Hokies
 Mascot Hokie Bird
 Colors..... Chicago Maroon and Burnt Orange
 Affiliation..... NCAA Division I
 Conference..... Atlantic Coast
 Home Field..... Tech Softball Park (TSP)
 Capacity 1,024

INFORMATION

2022 Record..... 46-10
 2022 Conference Record / Finish..... 21-2 / 1st in ACC
 Starters Returning / Lost..... 8 / 3
 Newcomers..... 8

STAFF

Head Coach (Alma Mater) Pete D'Amour (Missouri)
 Virginia Tech Record / Years 151-40 / Fifth season
 Overall Record / Years 230-77 / Seventh season
 Assistant Coach Doug Gillis (Northwood)
 Assistant Coach Mike Lewis (Missouri-Kansas City)
 Student Assistant Coach Mackenzie Lawter (Virginia Tech '22)
 Director of Operations..... Bill Old (Randolph-Macon)
 Athletic Trainer Kristen Matthis (Pitt, UCF)
 Strength & Conditioning Kelly Murphy (Cornell, Columbia)

USA Softball Week 1 Top 25 Poll

Feb 14 | *Opponents in italics*

Team (1st place votes)	Record	Points	Last
1 Oklahoma (25)	5-0	625	1
2 UCLA	6-0	599	2
3 Florida	3-0	561	5
4 Arkansas	5-0	539	6
5 <i>Oklahoma State</i>	3-1	491	3
6 <i>Clemson</i>	5-0	459	10
7 <i>Florida State</i>	4-1	437	4
8 <i>Tennessee</i>	3-0	436	12
9 Virginia Tech	5-0	436	12
10 Georgia	5-0	383	13
11 Northwestern	2-2	346	8
12 Alabama	2-1	342	7
13 <i>Texas</i>	2-1-1	335	9
14 Washington	4-1	332	16
15 <i>Arizona</i>	5-0	308	15
16 Kentucky	2-0-1	252	17
17 Stanford	3-2	216	14
18 LSU	5-0	213	20
19 <i>Duke</i>	3-2	201	19
20 UCF	3-1	195	18
21 Auburn	4-1	98	21
22 Louisiana	4-0	79	24
23 Missouri	3-2	52	23
24 Oregon	3-2	28	22
25 Maryland	4-1	33	NR

Receiving Votes: North Texas (27), Arizona State (26), Baylor (11), Ole Miss (11), *Notre Dame* (10), Louisville (9), Michigan (9), Texas A&M (9), San Diego State (8), Oregon State (6), *Nebraska* (3), Cal State Fullerton (2), Utah (1).

ROSTER

No.	Name	Yr.	B/T	Pos.	Ht.	Hometown	High School / Previous School
2	Jayme Bailey	Sr.	R/R	UT	5-5	Scott Depot, W.Va.	Hurricane
5	Jenna Pearson	R-So.	R/R	UT	5-8	North Stafford, Va.	North Stafford
6	Addy Greene	Jr.	L/R	OF	5-9	Suffolk, Va.	Nansemond-Suffolk Academy
7	Teagan Thrunk	Fr.	R/R	IF	5-8	Point Pleasant, N.J.	Point Pleasant Borough
8	Kelsey Bennett	Sr.	R/R	IF	5-5	Buford, Ga.	Buford
10	Megan Furr	Fr.	L/L	OF	5-7	Centreville, Va.	Westfield
11	Kylie Aldridge	Fr.	L/R	C	5-11	Fayetteville, N.C.	Gray's Creek
12	Shanan Hester	Gr.	R/R	UT	5-6	Wendell, N.C.	Roanoke College / Corinth Holders
13	Payton List	Fr.	R/R	P	5-11	Beaver, Pa.	Beaver Area
14	Emma Jackson	Fr.	R/R	OF	5-8	Chincoteague, Va.	Chincoteague
15	Emma Yates	Jr.	R/R	C	5-6	Fairfax Station, Va.	South County
16	Meredith Slaw	Sr.	L/R	IF	5-11	Warsaw, Va.	Rappahannock
17	Molly Jacobson	R-So.	R/R	P	6-0	Waukee, Iowa	Waukee
18	Lyndsey Grein	Fr.	R/R	P	5-7	Mokena, Ill.	Lincoln-Way Central
19	Madison Hanson	Jr.	R/R	IF	5-11	Smithfield, Va.	Isle of Wight Academy
20	Trinity Martin	Fr.	L/R	OF	5-8	Nathalie, Va.	Halifax County
21	Kelsey Brown	Sr.	L/R	OF	5-6	Haymarket, Va.	Battlefield / JMU
22	Maija Louko	Jr.	R/R	IF	5-7	Reston, Va.	South Lakes
24	Morgan Overaitis	Sr.	L/R	OF	5-4	Canton, Mich.	Salem / Michigan
27	Emma Lemley	So.	R/R	P	5-6	Forest, Va.	Jefferson Forest
28	Grace Chavez	Sr.	R/R	C	5-9	Las Vegas, Nev.	West Career & Technical Academy
44	Rachel Castine	So.	R/R	UT	5-9	Chesapeake, Va.	Greenbrier Christian Academy
88	Bre Peck	So.	R/R	UT	5-10	Royersford, Pa.	Spring-Ford
90	Emma Ritter	Jr.	R/R	OF	5-9	Perryville, Md.	John Carroll
97	Cameron Fagan	Jr.	L/R	IF	5-8	Dunnellon, Fla.	Dunnellon





2022 Regular Season ACC Standings

Team	Overall	ACC	Pct.
Virginia Tech	40-6	21-2	.913
Duke	40-7	19-3	.864
Florida State	49-5	19-5	.792
Notre Dame	39-9	16-5	.762
Clemson	37-14	14-10	.583
Virginia	27-23	13-11	.542
Georgia Tech	36-15	11-13	.458
Louisville	27-24	10-14	.417
Syracuse	24-20	7-15	.318
NC State	33-22	7-17	.292
North Carolina	23-28	6-18	.250
Boston College	20-27	6-18	.250
Pitt	14-27	2-20	.091

2023 Predicted Order of Finish

1. Florida State
2. **Virginia Tech**
3. Clemson
4. Duke
5. Notre Dame
6. Georgia Tech
7. Louisville
8. Virginia
9. Syracuse
10. NC State
11. North Carolina
12. Boston College
13. Pitt

2023 All-ACC Preseason Team

INF

Karina Gaskins, Notre Dame, Jr.
Cameron Fagan, Virginia Tech, Jr.
 Mack Leonard, Florida State, Gr.
 Alia Logoleo, Clemson, R-Jr.
 Devin Flaherty, Florida State, Sr.

OF

Kaley Mudge, Florida State, Sr.
Emma Ritter, Virginia Tech, Jr.
 McKenzie Clark, Clemson, Jr.
 Leaa Hanks, Notre Dame, Sr.

C

Emma Kauf, Georgia Tech, Sr.

P

Katheryn Sandercock, FSU, R-Sr.
 Valerie Cagle, Clemson, R-Jr.
Emma Lemley, Virginia Tech, So.

DP (Tie)

Kalei Harding, Florida St., Jr.
Meredith Slaw, Virginia Tech, Sr.

STRONG START

- The Hokies started the season off strong with a run-rule victory against East Carolina, recording 11 hits during the season opener
- Bre Peck led the offense going, 1-for-2 with a home run, walk and three RBI
- Freshman Teagan Thrunk had a memorable debut, going 3-for-3 at the plate
- Emma Lemley tossed a four-hit shutout in the circle, striking out seven Pirates
- The Hokies finished their opening weekend with a 5-0 record for the second straight season
- Tech outscored opponents 32-3 and the pitching staff recorded a 0.23 ERA over the five games played

BAILEY'S BAT

- Jayme Bailey went 10-for-14 last weekend to kick off her fifth year as a Hokie
- Throughout the weekend, she recorded one double, one triple and one home run
- She contributed five RBI to the and three runs
- Bailey led the team with a .741 batting average on the weekend and also stole two bases

STAFF DEBUT

- The Hokie pitching staff consisting of Grein, Jacobson, Lemley and Peck worked together to average a 0.23 ERA on the weekend
- The four pitchers only allowed four walks and three runs the entire weekend
- Newcomer Lyndsey Grein pitched the most innings for the staff with 14, striking out 11, nine of them against UNC Wilmington, a regional team a season ago
- Molly Jacobson and utility player Bre Peck also made their pitching debuts this season where they combined to toss a shutout against Purdue Fort Wayne
- This is Peck's first season on the pitching staff, playing primarily at 3rd base last season. Peck was the Pennsylvania Gatorade Player of the Year in 2019 and has a perfect game in the state quarter-finals on her resume

GREENE GOES YARD

- Junior Addy Greene had a memorable opening weekend, recording five RBI for the Hokies
- Four of those RBI came off of two home runs against Purdue Fort Wayne
- Greene also hit a key RBI sacrifice fly in the win against ECU

SERIES HISTORY

- The Hokies are 2-2 against Oklahoma State, with the last matchup a 14-6 loss in Clearwater. Tech last beat OSU in 2012, with a 3-0 win in Auburn, Ala.
- Virginia Tech hasn't faced Nebraska since 2010, falling 2-0 to the Cornhuskers. Tech is 0-2 in the

series against Nebraska.

- The last matchup against UCLA took place at the 2021 LA Super Regional, with the Hokies falling 6-0 in game three after winning game one in the series. Overall, Tech is 2-3 against the Bruins.
- The Hokies and Wildcats have only faced off twice, as Tech is 1-1 in those games. The last matchup was a 9-2 win in 2013
- The Hokies are 2-4 against South Florida, with the last matchup a 7-2 loss in Tampa

LAST TIME IN CLEARWATER

- The Hokies were last in Clearwater during the 2020 season, finishing the weekend 3-2
- Tech defeated No. 18 South Carolina (8-6), No. 13 Minnesota (2-1) and No. 21 Northwestern (6-5, 8 inn)
- The team's losses came against No. 16 Oklahoma State (14-6, 6 inn) and No. 18 Missouri (6-5)
- Leading Tech at the plate was Kelsey Bennett with a .500 average, recording six hits, including a double and a home run. She finished with four RBI
- Grace Chavez also had a good weekend, finishing with a .357 average with five hits, two home runs and three RBI
- Keely Rochard led the charge in the circle, as none of the current pitching staff has played in the Clearwater Invitational

ROSTER RUNDOWN

- The Hokies return eight starters, including All-American Emma Ritter, as well as ACC Freshman of the Year Emma Lemley.
- Other returners include utility Jayme Bailey, infielder Kelsey Bennett, designated player Meredith Slaw, outfielder Kelsey Brown, utility Bre Peck and infielder Cameron Fagan
- Tech lost three starters from 2022, including All-American pitcher Keely Rochard, catcher Mackenzie Lawter (who returns this year as a Student Assistant Coach) and outfielder Darby Trull
- The Hokies welcome eight newcomers to the 2023 roster, with seven freshman and one transfer ready to make an impact

SOPHOMORE SEASON

- Right-handed pitcher Emma Lemley returns to the circle this year after a standout rookie season
- During the 2022 season, the freshman was named a Top-3 Finalist for NFCA/Schutt Sports National Freshman of the Year, as well as the ACC Freshman of the Year. Other awards include NFCA Mid-Atlantic Region Second Team, All-ACC First Team and ACC All-Freshman Team
- Lemley finished with a 2.12 ERA, a 1.01 WHIP, and a .186 opponent batting average, recording a 16-6 record on the year. She added six shutouts, 212 strikeouts and three saves
- She finished ninth nationally in strikeouts per seven innings (10.7) and posted three of her shutouts during ACC play



HOKIES IN THE POLLS

	NFCA	USA Softball	Softball America	DI Softball
P	11	11	11	13
W1	8	9	8	11

Multiple Hit Games	2	3	4	5+	Total
2 Jayme Bailey	3	1	-	-	4
90 Emma Ritter	2	1	-	-	3
97 Cameron Fagan	2	-	-	-	2
88 Bre Peck	2	-	-	-	2
7 Teagan Thrunk	-	1	-	-	1
6 Addy Greene	1	-	-	-	1
24 Morgan Overaitis	1	-	-	-	1
TEAM	11	3	0	0	14

Hitting Streaks	Longest	Current
2 Jayme Bailey	5	5
88 Bre Peck	4	-
90 Emma Ritter	4	4
7 Teagan Thrunk	3	-
97 Cameron Fagan	2	1
44 Rachel Castine	2	2
6 Addy Greene	2	2
19 Madison Hanson	1	1
16 Meredith Slaw	1	-
24 Morgan Overaitis	1	-
28 Grace Chavez	1	-
21 Kelsey Brown	1	-
11 Kylie Aldridge	1	-

Multiple RBI Games	2	3	4	5+	Total
97 Cameron Fagan	2	-	-	-	2
2 Jayme Bailey	1	1	-	-	2
21 Kelsey Brown	1	-	-	-	1
6 Addy Greene	-	-	1	-	1
90 Emma Ritter	1	-	-	-	1
88 Bre Peck	-	1	-	-	1
7 Teagan Thrunk	1	-	-	-	1
TEAM	6	2	1	0	9

Reached Base Streaks	Longest	Current
88 Bre Peck	5	5
2 Jayme Bailey	5	5
97 Cameron Fagan	5	5
90 Emma Ritter	4	4
7 Teagan Thrunk	3	-
11 Kylie Aldridge	3	-
6 Addy Greene	2	2
16 Meredith Slaw	2	-
24 Morgan Overaitis	2	2
44 Rachel Castine	2	2
28 Grace Chavez	1	-
19 Madison Hanson	1	1
21 Kelsey Brown	1	-

FRESH FACES

- The Hokies welcome seven freshman and one grad transfer to the 2023 roster
- Teagan Thrunk, an infielder from New Jersey, was ranked the 58th best player in the 2022 signing class, a First Team All-American infielder by Extra Innings Softball and a PGF All-American. She finished her senior year with a .532 batting average with 42 hits, five triples and seven home runs, as well as a 1.091 slugging percentage
- A catcher out of North Carolina, Kylie Aldridge was a 2022 Extra Innings Softball High School All-American, as well the 3A East State Player of the Year in 2021. As a senior, posted a .520 batting average with 27 RBI, 34 hits, a .630 OBP and a 1.496 OPS
- Lyndsey Grein will see some time in the circle, joining the Hokies from Mokena, Illinois. She recorded a 1.25 ERA as a senior with 197 strikeouts in 2022. Grein helped her team to a second-place finish at the 2021 State Championship, totaling 292 strikeouts on the season. At the plate, she finished with a .427 batting average with 28 RBI.
- Megan Furr (Centreville, Va.), Payton List (Beaver, Pa.), Emma Jackson (Chincoteague, Va.) and Trinity Martin (Nathalie, Va.) join the Hokies for their freshman season and look to make an impact
- Shanan Hester joins the Hokies after a four-year career at Roanoke College. She played in 125 games over the course over her career, hitting over .300 each season. She was named NFCA All-Region and ODAC All-Tournament after a successful senior season

SCHEDULE SUMMARY

- The Hokies 2023 schedule consists of National Championship Runner-Up Texas, as well as four teams that made the College World Series and 15 NCAA Tournament teams
- Tech opens the season on the road at UNCW, followed by a trip down to Clearwater, taking on Oklahoma State, Nebraska, UCLA, Arizona and USF
- The following weekend, the Hokies will travel to Austin to battle National Championship Runner-Up Texas, as well as Texas Southern and Abilene Christian

ALL-AMERICAN RITTER

- Striking out only six times in 2022, Ritter was ranked first in the ACC and 12th nationally as the toughest to strike out. She also accounted for 23 of Tech's stolen bases which ranked her third in the ACC.
- Her .400 batting average was good for second in the ACC and Top-50 nationally. In the outfield, Ritter had a perfect 1.000 fielding percentage with 45 putouts.

MACK IS BACK

- Head coach Pete D'Amour and Virginia Tech softball announced in Septmeber that All-ACC catcher, Mackenzie Lawter, will be returning as a student assistant coach for the 2022-23 season.
- A key component behind the plate for the Hokies, Lawter finished up her fifth year of eligibility during the 2022 season. Following her senior season, the catcher was named to the All-ACC Second Team, as well as NFCA Mid-Atlantic Region Second Team.
- At the 2022 Blacksburg Regional, Lawter played a big role in advancing the Hokies to Super Regionals. She hit a two-run home run to bring in the game-winning

run over Miami (OH) in an elimination game. The next day, Lawter hit the go-ahead three-run home run against No. 15 Kentucky in game seven to put the Hokies in position to close out the Regional with a win.

- Lawter will work with all aspects of the program this season. She will graduate from Virginia Tech in May 2023 with a Master's in Reputation Management.

USA SOFTBALL TOP 50 WATCH LIST

- Emma Lemley and Emma Ritter earned a spot on the USA Softball Top 50 Watch List for Player of the Year for the first time in their respective careers.
- The Top 50 Watch List highlights athletes from 26 universities and nine athletic conferences from across the country. The ACC is represented with six athletes.
- The Top 25 finalists for Player of the Year will be announced on May 3, followed by the Top 10 on May 3 and Top 3 on May 17. The Player of the Year will be announced prior to the NCAA Women's College World Series.

PRESEASON ALL-ACC

- Cameron Fagan, Emma Lemley, Emma Ritter and Meredith Slaw all land a spot on the team in their respective positions.
- The Hokies were also ranked second in the ACC Preseason Coaches Poll, behind only Florida State. Clemson, Notre Dame and Duke round out the top five.
- This is Fagan's second straight Preseason ACC honor. This is the first preseason honor for Lemley, Ritter and Slaw

IN THE POLLS

- The Hokies entered the 2023 season ranked No. 11 in both the USA Softball preseason poll and the NFCA poll
- On April 25, 2022 the Virginia Tech Softball team achieved their highest-ever national ranking, coming in at No. 2 after taking the ACC series at Florida State
- On March 7, 2022 the Hokies were ranked No. 1 in the NCAA RPI after the three-game sweep against Clemson. Tech then spent three straight weeks at No. 1
- The Hokies finished their historic season ranked No. 9 in the final polls

MORE D'AMOUR

- D'Amour is back for his fifth season after leading the Hokies to their second straight Super Regional appearance
- The Virginia Tech skipper has a .791 win percentage with a 151-40 record since his arrival at Virginia Tech
- For the second straight season, D'Amour and his staff were honored with the NFCA Mid-Atlantic Staff of the Year award
- D'Amour is the 2022 ACC Coach of the Year, producing a conference high 11 All-ACC team members



2023 HONORS & AWARDS**Preseason**

Cameron Fagan, Preseason All-ACC Team
 Cameron Fagan, Extra Innings Top 100
 Emma Lemley, Softball America Preseason All-American
 Emma Lemley, D1 Softball Preseason Top 100
 Emma Lemley, Softball America Top 100
 Emma Lemley, Extra Innings Top 100
 Emma Lemley, Preseason All-ACC Team
 Emma Lemley, USA Softball Player of the Year Top 50 Watch List
 Emma Ritter, Softball America Preseason All-American
 Emma Ritter, D1 Softball Preseason Top 100
 Emma Ritter, Softball America Top 100
 Emma Ritter, Extra Innings Top 100
 Emma Ritter, Preseason All-ACC Team
 Emma Ritter, USA Softball Player of the Year Top 50 Watch List
 Meredith Slaw, Preseason All-ACC Team

2022 HONORS & AWARDS**Postseason**

Kelsey Bennett, All-ACC Third Team
 Kelsey Brown, All-ACC Third Team
 Cameron Fagan, All-ACC Second Team
 Cameron Fagan, NFCA First Team All-Mid Atlantic Region
 Cameron Fagan, VaSID All-State First Team
 Mackenzie Lawter, All-ACC Second Team
 Mackenzie Lawter, NFCA Second Team All-Mid Atlantic Region
 Emma Lemley, ACC Freshman of the Year
 Emma Lemley, All-ACC First Team
 Emma Lemley, ACC All-Freshman Team
 Emma Lemley, NFCA Second Team All-Mid Atlantic Region
 Emma Lemley, VaSID Freshman of the Year
 Emma Lemley, VaSID All-State First Team
 Morgan Overaitis, All-ACC Second Team
 Bre Peck, All-ACC Second Team
 Bre Peck, ACC All-Freshman Team
 Bre Peck, NFCA First Team All-Mid Atlantic Region
 Bre Peck, VaSID All-State First Team
 Emma Ritter, All-ACC First Team
 Emma Ritter, NFCA First Team All-Mid Atlantic Region
 Emma Ritter, NFCA Third Team All-American
 Emma Ritter, VaSID Player of the Year
 Emma Ritter, VaSID All-State First Team
 Keely Rochard, ACC Pitcher of the Year
 Keely Rochard, First Team All-ACC
 Keely Rochard, NFCA First Team All-Mid Atlantic Region
 Keely Rochard, NFCA First Team All-American
 Keely Rochard, VaSID Pitcher of the Year
 Keely Rochard, VaSID All-State First Team
 Meredith Slaw, All-ACC First Team
 Meredith Slaw, NFCA First Team All-Mid Atlantic Region
 Meredith Slaw, VaSID All-State First Team
 Darby Trull, All-ACC Third Team
 Darby Trull, NFCA Third Team All-Mid Atlantic Region

Inseason

Keely Rochard, ACC Pitcher of the Week (2/14), (4/5)
 Emma Lemley, ACC Pitcher of the Week (3/9), (3/29), (4/26)
 Meredith Slaw, ACC Player of the Week (4/12)
 Keely Rochard, USA Softball Collegiate Player of the Year Top-10 Finalist
 Emma Lemley, Schutt Sports/NFCA Freshman of the Year Top-3 Finalist

REGULAR SEASON CHAMPS

- The Hokies clinched their second ACC Regular Season Championship, run-ruling Boston College 9-0 to officially clinch the championship.
- Tech last won the regular season in 2019, finishing 20-4 in the Coastal Division. The Hokies clinched the 2019 championship at Boston College as well with a sweep of the Eagles.
- The 21-2 record in ACC play is the highest winning percentage in conference play in school history.

BEST ACC START

- Tech's 13-0 start in conference games during the 2022 season is the league's best start since Florida State began league play 10-0 back in 2018.
- The Hokies 13 straight ACC wins tied the 13 consecutive league contests the team won during a stretch of the 2014 season.
- Tech hadn't started undefeated through 13 games in conference play since joining the ACC

NATIONAL STAGE

- Emma Lemley was invited to join the USA National Softball team to compete in the 2022 Canada Cup
- Lemley helped the National Team earn gold at the Canada Cup, pitching the first game of the tournament, throwing three innings and recording 7 strikeouts.

MID-ATLANTIC STAFF OF THE YEAR

- For the second straight season, head coach Pete D'Amour and his coaching staff were recognized as the NFCA Mid-Atlantic Coaching Staff of the Year
- This is the third time D'Amour and his staff have been recognized with the award after earning it following the 2019 and 2021 seasons. This is the sixth time in school history that the Virginia Tech coaching staff has been named the Mid-Atlantic staff of the year (2007, 2008, 2012, 2013).

RANKED MATCHUPS

- The Hokies had 19 games in 2022 against an opponent ranked in the top 25 in either the NFCA/USA Today poll or the USA Softball/ESPN.com poll
- Tech finished 14-8 in ranked matchups with wins over then-RV/24 Northwestern, No. 11/12 Missouri, No. 19/20 Kentucky, No. 14/9 Clemson (3), No. 22/20 UCF (2) and No. 2/3 Florida State (2), No. 15/15 Kentucky (2) and No. 12/14 Florida
- Virginia Tech finished at No. 2 in the final NCAA RPI

4-FOR-FAGAN

- Cameron Fagan had two games a season ago where she went 4-for-4, including the win over Michigan State (2/12) and Liberty (4/12)
- She is the only player to have multiple four-hit games, with Bre Peck the only other Hokie to have a four-hit game a season ago
- The junior started in 55 games last year at second base and recorded a .936 fielding percentage. She was also a standout at the plate for the Hokies, posting a .351 batting average and a .474 on base percentage.
- During game six of the Blacksburg Regional against No. 15 Kentucky, Fagan led the Hokies with four RBI.

- The infielder was named to the 2022 NFCA Mid-Atlantic Region First Team, All-ACC Second Team and VASID First Team.

SLAW STATS

- Playing primarily as the designated player for the Hokies, Slaw appeared in 46 games in 2022, with a batting average of .353 and a 1.005 OPS.
- The slugger led the team with 41 RBI and recorded a 12-game hitting streak.
- During the series win against No. 2 Florida State, she went 6-for-7 in the first two games, with three home runs and seven RBI.
- Slaw was named to the 2022 NFCA Mid-Atlantic Region First Team, 2022 All-ACC First Team, and was named ACC Player of the Week following the Florida State series.

SERIES SWEEPS

- The Hokies did not drop a single ACC series in 2022, securing the ACC Regular Season Title
- Tech only fell in two ACC games of the 23, taking losses to Florida State and Virginia
- Tech swept Clemson for the first time in school history by outscoring the Tigers 14-3 over the three games played
- To put that in perspective, Clemson was not swept at all in 2021 in ACC play, posting a 29-5 record with six sweeps

RACKING UP THE Ks

- The Hokies led the conference in strikeouts last year, tallying 540 total over 376.1 innings pitched
- Tech also led the ACC and was seventh nationally in strikeouts to walk ratio with a 4.76
- Sophomore returner Emma Lemley recorded 212 of those strikeouts and is poised to carry a heavier load this season
- Although the Hokies lost All-American Keely Rochard, Lyndsey Grein and Bre Peck join the bullpen and will see innings for Tech

D'AMOUR GETS 200

- Head coach Pete D'Amour reached career-win 200 on March 11, 2022 as the Hokies run-ruled Syracuse 13-1.
- D'Amour became the fastest coach in school history to reach 100 wins at Virginia Tech in 2021, also in a win over Syracuse.

THREE BAGGERS

- A season ago, Tech finished second in triples per game with .32, which also put them at 11th nationally
- The Hokies had 18 total, compared to only seven triples hit by opponents
- Emma Ritter and Kelsey Brown led the way with four each, as well as Cameron Fagan, Morgan Overaitis, Darby Trull and Jayme Bailey each had two
- Eight different Hokies recorded a triple in 2022, covering the majority of their starting lineup



EMMA ²

- Emma Lemley and Emma Ritter have been racking up the preseason accolades this year for the Hokies
- Along with making the preseason All-ACC team and the Top 50 Watch List for Collegiate Player of the Year, the two were also recognized by D1 Softball, Extra Innings and Softball America
- Lemley ranked No. 36 and Ritter ranked No. 38 on the Softball America Top 100 Players List
- On the D100 Player rankings, Lemley earned the No. 30 spot, while Ritter was No. 42
- The Extra Elite 100 Player Rankings saw Lemley at No. 36, Ritter at No. 49 and Cameron Fagan at No. 68

HITS LEADER

- Virginia Tech led the ACC in hits during the 2023 season, finishing the year with 488 total
- The Hokies recorded 77 doubles, 18 triples and 66 home runs over the course of 1,551 total at bats
- Emma Ritter was the hits leader with 66 total, followed closely by Cameron Fagan with 65
- Jayme Bailey was the doubles leader with 12 and Bre Peck led the home run charge with 11 her freshman year

5TH YEAR BEST YEAR

- Jayme Bailey, Kelsey Bennett and Meredith Slaw all return for their fifth year at Virginia Tech, spending their entire career in Blacksburg
- Other fifth year players include Kelsey Brown, Morgan Overaitis and Shanan Hester, all transferring in to Tech

• This core group will lead the Hokies on the field this season, as each of them have been highly decorated throughout their respective careers

ROAD WARRIORS

- The Hokies spend the first three weekends of the 2023 season on the road, heading to Wilmington, N.C., Clearwater, Fla., and Austin, Texas
- In that three-week span, the Hokies will take on seven NCAA Tournament teams, three world series teams and the National Championship Runner-Up from a season ago
- Of the Hokies 54 games, 23 of them will be played at Tech Softball Park, where the team finished with an 18-4 record a season ago
- Tech was 17-5 in road games and 11-1 in neutral site games in 2022

THE KELSEYS

- Kelsey Bennett and Kelsey Brown both return for their fifth year of eligibility. Bennett has spent all five seasons at Virginia Tech, while Brown transferred from James Madison as a sophomore
- Bennett started in 54 games at shortstop for the Hokies last season, finishing with a .298 batting average and a .807 OPS. She was named to the All-ACC Third Team and had 29 RBI and five home runs last year
- Brown was also an All-ACC Third Team member after playing in 52 games a season ago. She was 13-for-16 in stolen base attempts, as well as posting a .289 batting average and four triples

HISTORIC NO-NOS

- The back-to-back no-hitters against Longwood (3/22/22) were the first-ever time the Hokies' no-hit both games of a doubleheader since the

program's inception in 1995.

- Tech pitchers had not tossed no-hitters in consecutive games in over 20 years, dating all the way back to May 7 and May 11, 2000 in shutouts vs. St. Bonaventure and Dayton.
- Rosenberry and Lemley, who both threw their first career no-hitters, joined a group of 11 other pitchers in Hokies history that have thrown no-hitters, including teammate Keely Rochard.
- With Rochard's no-hitter against UCF (4/3/22), it marked the third no-hitter in five games for the Hokies, all by different pitchers

D'AMOUR HOLDS OWN VS. TOP 25

- Tech coach Pete D'Amour is 20-13 (.606) versus the NFCA/USA Today and USA Softball/ESPN.com Top 25 polls since his arrival to Tech with wins over then-RV/24 Northwestern, No. 11/12 Missouri, No. 19/20 Kentucky, No. 14/9 Clemson (3), No. 22/20 UCF (2) and No. 2/3 Florida State (2), No. 15/15 Kentucky (2) and No. 12/14 Florida last season

EXTRA EXTRA

- The Hokies owned opponents last season in extra base hits, with 161 total compared to only 90 by opponents, a credit to the Hokie bats and Hokie pitching
- Tech posted 77 doubles, 18 triples and 66 home runs, vs. 49 doubles, 7 triples and 34 home runs from opponents

HOKIE HISTORY

- Tech had yet another historic season in 2022, finished the year with 46 wins and hosting a

STARTERS SUMMARY

Player	GS	Position										Batting Order											
		p	c	1b	2b	3b	ss	lf	cf	rf	of	dh	1st	2nd	3rd	4th	5th	6th	7th	8th	9th		
90 Emma Ritter	5	2	3	3	1	.	.	1
88 Bre Peck	5	1	.	.	.	2	.	.	2	4	1
97 Cameron Faga	5	.	.	.	5	4	.	.	1
2 Jayme Bailey	5	.	.	5	1	.	3	1	.	.	.
11 Kylie Aldridge	4	.	4	1	2	1
24 Morgan Overait	4	4	2	1
7 Teagan Thrun	4	4	1	3
21 Kelsey Brown	3	3	1
16 Meredith Slaw	3	3	.	.	3
6 Addy Greene	3	1	.	.	.	1	.	1	.	1	1	1	.	.	.
18 Lyndsey Grein	2	2
27 Emma Lemley	2	2
8 Kelsey Bennett	2	.	1	.	.	1	2	.	.
44 Rachel Castine	2	1	1	2	.
28 Grace Chavez	1	1	.	.	1



Regional and a Super Regional for the first time in program history

- The Hokies also set a record in ACC Play, going 21-2 on the way to a Regular Season Title, the best conference winning percentage in school history

Below are the most wins in school history.

Year	Wins	Overall Record	Postseason
1999	54	54-16 (14-2 A-10)	L, A-10 title game
2008	49	49-19 (16-5 ACC)	WCWS (OKC)
2007	49	49-16 (15-5 ACC)	Regionals (Columbus)
2019	47	47-11 (20-4 ACC)	Regionals (Lexington)
2022	46	46-10 (21-2 ACC)	Supers (Blacksburg)
2005	44	44-25 (4-13 ACC)	Regionals (Knoxville)
2012	42	42-21 (12-8 ACC)	Regionals (Knoxville)
2002	42	42-18 (12-8 BIG EAST)	L, BIG EAST title game
2000	41	41-22 (12-4 A-10)	L, A-10 title game

A DINGER A DAY

- The Hokies hit at least one home run in 36 games a season ago, which is more than half of their 56 total games
- Tech had an eight-game streak of at least one home run in a game, dating from the win over Clemson on March 6 to the win over North Carolina on March 20
- Tech had multiple games where more than one Hokie hit a home run, as well as Bre Peck, Meredith Slaw, and Emma Ritter had multi-home run game

ALL FOR ARTHUR



- Arthur Erwin is 6 1/2 years old and Hokie Softball's biggest fan. Arthur and his parents (Abbey and Zach Erwin) attended a game in March 2022. Coach D'Amour saw Arthur in the stands and went up to introduce himself and gave Arthur an autographed ball from Keely Rocharad.
- Following the game, Arthur was invited on the field to take a photo with the team and from there, Arthur attended every softball game he could, including the ACC Tournament in Pittsburgh.
- Arthur loves all Hokie sports, but softball is his favorite. He will send the team videos of encouragement before games.
- Arthur was diagnosed with cerebral palsy and is thankful for C.A.T.S.- Children's Assistive Technology Service, which is a non-profit in Virginia that accepts donations of gently used pediatric adaptive equipment, cleans and refurbishes it, and provides it to children with disabilities that need it at no cost.
- CATS has provided Arthur with tens of thousands of dollars' worth of equipment as he has grown up. More info and to donate: <https://atdevices->

forkids.org/

- Twice a year, Arthur goes to UVA for intensive therapy sessions that last anywhere from 2-4 weeks. While at UVA, he insists on wearing Hokie gear the entire time and you will often find him walking or biking through the hallway of the children's hospital yelling "Let's Go Hokies"

BY THE NUMBERS

- The Hokies had their best season as far as attendance in 2022, posting a regular season total of 8,933. The capacity for Tech Softball Park is 1,024 and Tech had three sellouts throughout the regular season
- During the Blacksburg Regional and Super Regional, that number total rose to 14,945. Temporary bleachers were set up in TSP, increasing capacity to 1,987.
- Attendance at Tech Softball Park has steadily increased since 2014

TECH SOFTBALL PARK



QUICK FACTS

Surface	Grass outfield, dirt infield
Dimensions (LF-CF-RF)	200-220-200
First Game	March 25, 1998, W, 8-6 (8 Inn.) vs. Charlotte
Seasons in Use	26th Season
Record at TSP	306-145 (.678) Games: 451
vs. Ranked Teams	18-34 (.346) Games: 52

UNDER D'AMOUR

At TSP	44-15
ACC Record at home	32-13
vs. Nonconference at home	12-2
vs. Ranked Teams at home	4-4

The Virginia Tech softball team has the luxury of playing and practicing in some of the finest facilities on the East Coast. Using the Tech Softball Park, Softball Indoor Facility and a state-of-the-art weight room, the Hokies train in terrific facilities designed to help them win championships. Combined with a new locker room and one of the best scoreboard and video boards in the country, the Hokies have it all when it comes to what they need to win.

Tech Softball Park, which was completed in the fall of 1997, has dimensions of 200 feet down the lines and 220 feet to center field. In January of 2008, an additional 746 permanent seats were installed, bringing the capacity up from 336 to 1,024. The new bleachers match the ones that were already in place and now extend down to the end of both dugouts.

Thanks to an anonymous donation, TSP now has seatbacks in the section behind home plate, which was completed in fall 2017.



RESULTS

Date	Opponent		Score	Inns	Overall	Conference	Pitcher of record	Attend	Time
Feb 9, 2023	vs East Carolina	w	8-0	5	1-0-0	0-0-0	E. Lemley (W 1-0)	100	1:31
Feb 9, 2023	at UNCW	w	5-1	7	2-0-0	0-0-0	L. Grein (W 1-0)	310	1:42
Feb 10, 2023	at UNCW	w	6-0	7	3-0-0	0-0-0	E. Lemley (W 2-0)	170	1:50
Feb 10, 2023	vs East Carolina	w	4-2	7	4-0-0	0-0-0	L. Grein (W 2-0)	100	1:41
Feb 11, 2023	vs Purdue - Fort Wayne	w	9-0	5	5-0-0	0-0-0	B. Peck (W 1-0)	100	1:20

() extra inning game



THE LAST TIME VIRGINIA TECH..

Recorded 10+ hits in a game	10 at UNCW (2/10/23)
Recorded 15+ hits in a game	21 at No. 2/3 FSU (4/9/22)
Scored 10+ runs in a game	13 vs. Liberty (5/3/22)
Scored 15+ runs in a game	23 at No. 2/3 FSU (4/9/22)
Drew eight walks or more in a game	8 vs. Dartmouth (2/21/20)
Stole five or more bases in a game	5 vs. Saint Francis (5/20/22)
Hit just 3 home runs in a game	3 vs. Purdue Fort Wayne (2/11/23)
Hit just 4 home runs in a game	4 at Liberty (4/12/22)
Hit 4+ home runs in a game	6 vs. East Tennessee State (3/9/22)
Had 3+ players with 3+ hits in a game	Fagan - 3, Peck - 3, Bennett - 3, Slaw - 3, at No. 2/3 FSU (4/9/22)
Turned a triple play	No. 1 Florida State, L, 12-5 [5] [1] (3/10/17)
Highest ranked opponent defeated	No. 2/3 FSU, 23-9, (4/9/22)
Defeated ranked opponent at home	No. 12 Florida (5/27/22)
Highest ranked opponent defeated at home	No. 6 JMU, 2-1 (4/6/16)
Defeated ranked opponent on the road	No. 15/14 Tennessee, 5-2, (4/20/22)
Highest ranked opponent defeated on the road	No. 2/3 FSU, 23-9, (4/9/22)
Defeated ranked opponent at neutral site	vs. No. 19 Kentucky, 6-1, in Leesburg, Fla. (2/13/22)
Highest ranked opponent defeated at neutral site	No. 4 Michigan, 6-2, at Gainesville, Fla. (2/20/99)
Defeated a top-10 team	No. 2/3 FSU, 23-9, (4/9/22)
Won a run-rule game	vs. Purdue Fort Wayne, 9-0 [5 inn.] (2/11/23)
Lost a run-rule game	vs. No. 12 Florida, 12-0 [5 inn.] (5/29/22)
Won an extra-inning game	vs. Virginia, 5-4 [8 inn.] (4/16/22)
Lost an extra-inning game	at UCF [11] (4/4/22)
Was no-hit by	Alexa Romero, vs. Syracuse, L, 2-0 (3/9/18)

THE LAST TIME A TECH PLAYER..

Recorded five hits in a game	Caroline Schoenewald, vs. Lamar (2/8/18)
Recorded four hits in a game	Cameron Fagan at Liberty (4/12/11)
Drove in 5+ runs in a game	7, Kelsey Bennett at NC State (3/14/21)
Scored 4+ runs in a game	4, Jayme Bailey at NC State (3/14/21)
Hit a grand slam	Meredith Slaw vs. Kentucky (5/21/22)
Hit 2+ home runs in a game	2, Addy Greene vs. Purdue Fort Wayne (2/11/23)
Player hit back-to-back home runs	5 inn. & 8 inn. Meredith Slaw at No. 2/3 FSU (4/8/22)
Players hit back-to-back home runs	Mackenzie Lawter and Cameron Fagan at Liberty [7th inn] (4/12/22)
Players hit back-to-back-to-back home runs	3rd inn. J. Bailey, K. Bennett and M. Overaitis vs. Radford [2] (3/17/21)
Hit for the cycle	Never
Had 2+ doubles in a game	2, Jayme Bailey vs. No. 12 Florida (5/28/22)
Had 2+ triples in a game	2, Courtney Brinkman at ETSU (4/25/02)
Drew 4+ walks in a game	4, Courtney Liddle vs. Miami (3/10/12)
Stole 3+ bases in a game	3, Kelsey Brown vs. Georgia Tech [2] (4/17/21)
Had a walk-off home run	Bre Peck vs. Middle Tennessee State (2/18/22)
Had a walk-off grand slam	Betty Rose vs. Cornell, 8-4 (3/20/12)
Had a walk-off hit	Mackenzie Lawter vs. Virginia, 5-4 [8 inn.] (4/16/22)

THE LAST TIME A TECH PLAYER..

Struck out 15+ batters	17 Keely Rochard vs. Saint Francis (5/20/22)
Struck out 10+ batters	12, Keely Rochard at Boston College (5/1/22)
Threw a no-hitter	Keely Rochard vs. Saint Francis (5/20/22)
Threw a 7-inning no-hitter	Keely Rochard vs. Saint Francis (5/20/22)
Threw a 7-plus-inning no hitter	Angela Tincher vs. Florida State (5/10/08)
Threw a perfect game	Keely Rochard vs. No. 20/17 JMU [5 Inn.] (4/10/19)
Threw a 7-plus-inning perfect game	Angela Tincher vs. Florida State [8 Inn.] (3/24/07)

THE LONGEST TECH GAMES..

14 Innings	Virginia Tech 3, Florida State 2; First Round of 2005 ACC Championship (College Park, Md.)
13 Innings	Virginia Tech 3, Marshall 2; 2013 NCAA Tournament (Lexington, Ky.)
12 Innings	BC 2, VT 1; 2003 (Chestnut Hill), VT 1, Louisville 0; 2005 NAAs (Knoxville), Arizona 4, VT 3; 2008 (Tucson)
11 Innings	3 times, last: UCF 5, VT 4; 2022 (UCF) 9
10 Innings	10 times; last: Virginia Tech 6, Pitt 3; 2015 (Pittsburgh, Pa.)
9 Innings	29 times; last: Virginia Tech 6, No. 2/3 FSU 3 (4/8/22)

What's a Hokie?



The answer leads all the way back to 1896 when Virginia Agricultural and Mechanical College changed its name to Virginia Polytechnic Institute. With the change came the necessity for writing a new cheer and a contest for such a purpose was held by the student body.

Senior O.M. Stull won first prize for his "Hokie" yell which is still used today. Later, when asked if "Hokie" had any special meaning, Stull explained the word was solely the product of his imagination and was used only as an attention-getter for his yell. It soon became a nickname for all Tech teams and for those people loyal to Tech athletics.

The official university school colors - Chicago Maroon and Burnt Orange - also were introduced in 1896. The colors were chosen by a committee because they made a 'unique combination' not worn elsewhere at the time. The official definition of "Hokie" is "a loyal Virginia Tech Fan".

'19 CLASS OF ACC COACHES

- The Atlantic Coast Conference entered 2019 with five new softball head coaches from its then-12 member institutions, including Louisville's Holly Aprile, NC State's Jennifer Patrick-Swift, Pitt's Jodi Hermanek, Syracuse's Shannon Doepking and Virginia Tech's Pete D'Amour.
- Previously, Aprile was the head coach at Pitt, Patrick-Swift was the head coach at St. Francis, Hermanek was the head coach at Ohio, Doepking was the head coach at Dartmouth and D'Amour was the head coach at Kennesaw State.

Name	Team	Overall	Win. %
Pete D'Amour	Virginia Tech	104-28	.788
Jennifer Patrick-Swift	NC State	76-58	.567
Holly Aprile	Louisville	66-64-1	.508
Shannon Doepking	Syracuse	52-66	.441
Jodi Hermanek	Pitt	38-82	.317

SOFTBALL INDOOR FACILITY

- The facility, which is attached to Rector Field House (track & field) and immediately adjacent to Tech Softball Park, opened the fall of 2018 and provides the Hokies with an indoor infield for practice during inclement weather, along with four cages for hitting and pitching practice.
- The one-story building also features two coaches rooms, an equipment room, a team room, a film room, a mudroom and team facilities. The facility will be available to the program year-round and will have uses for practice, team events and gameday necessities. The new facility will encompass more than 16,000 square feet.
- The facility was designed by Cannon Designs and was built by Branch Associates of Salem, Virginia. This project was a part of a larger plan that vastly improved Rector Field House (track & field) and all of the adjacent athletics facilities. Total cost was roughly \$18 million.



D'AMOUR'S RECORD WHEN...

Total:	235-77
Conference:	92-26
Nonconference:	140-51
Home:	89-31
Away:	86-30
Neutral:	60-16
Day:	172-56
Night:	63-21
1-Run games:	40-25
2-Run games:	27-15
5+Run games:	120-23
Extra innings:	12-9
Shutouts:	84-15
Scoring 0-2 runs:	191-42
Scoring 3-5 runs:	75-27
Scoring 6-9 runs:	102-5
Scoring 10+ runs:	42-0
Opponent 0-2 runs:	176-11
Opponent 3-5 runs:	49-28
Opponent 6-9 runs:	10-30
Opponent 10+ runs:	0-8
Scored in 1st inning:	112-13
Scores first:	194-24
Opp. scores first:	38-54
After 4 leading:	183-11
After 4 trailing:	15-53
After 4 tied:	28-14
After 5 leading:	178-8
After 5 trailing:	9-54
After 5 tied:	20-11
After 6 leading:	162-6
After 6 trailing:	6-55
After 6 tied:	14-8
Hit 0 home runs:	69-49
Hit 1 home run:	60-21
Hit 2+ home runs:	95-5
Opponent 0 home runs:	171-30
Opponent 1 home run:	46-23
Opponent 2+ HRs:	22-24
Made 0 errors:	118-29
Made 1 error:	71-24
Made 2+ errors:	42-25
Opp. made 0 errors:	74-30
Opp. made 1 error:	82-23
Opp. made 2+ errors:	81-23
Out-hit opponent:	210-14
Out-hit by opponent:	16-54
Hits are tied:	8-9

GAMES SUMMARY



VT Softball Games Summary for Virginia Tech (as of Feb 12, 2023) (All games)

Score by innings	1	2	3	4	5	6	7	Total
Virginia Tech	8	2	7	5	6	4	0	32
Opponents	2	0	0	0	0	0	1	3

Record when ...								
Overall	5-0							After 4 leading 4-0
Conference	0-0						 trailing 0-0
Non-Conference	5-0						 tied 1-0
Home games	0-0							After 5 leading 3-0
Away games	2-0						 trailing 0-0
Neutral site	3-0						 tied 0-0
Day games	4-0							After 6 leading 3-0
Night games	1-0						 trailing 0-0
vs Left starter	1-0						 tied 0-0
vs Right starter	4-0							
1-Run games	0-0							Hit 0 home runs 1-0
2-Run games	1-0							... 1 home run 1-0
5+Run games	3-0							... 2+ home runs 3-0
Extra innings	0-0							
Shutouts	3-0							Opponent 0 home runs 5-0
							 1 home run 0-0
							 2+ HRs 0-0
Scoring 0-2 runs	0-0							Made 0 errors 3-0
..... 3-5 runs	2-0						 1 error 1-0
..... 6-9 runs	3-0						 2+ errors 1-0
..... 10+ runs	0-0							
Opponent 0-2 runs	5-0							Opp. made 0 errors 0-0
..... 3-5 runs	0-0						 1 error 4-0
..... 6-9 runs	0-0						 2+ errors 1-0
..... 10+ runs	0-0							
Scored in 1st inning	3-0							Out-hit opponent 5-0
Opp. scored in 1st	1-0							Out-hit by opponent 0-0
Scores first	4-0							Hits are tied 0-0
Opp. scores first	1-0							

Record when team scores:

Runs	0	1	2	3	4	5	6	7	8	9	10+
W-L	0-0	0-0	0-0	0-0	1-0	1-0	1-0	0-0	1-0	1-0	0-0

Record when opponent scores:

Runs	0	1	2	3	4	5	6	7	8	9	10+
W-L	3-0	1-0	1-0	0-0	0-0	0-0	0-0	0-0	0-0	0-0	0-0

Record when leading after:

Inn.	1	2	3	4	5	6
W-L	3-0	3-0	3-0	4-0	3-0	3-0

Record when trailing after:

Inn.	1	2	3	4	5	6
W-L	1-0	0-0	0-0	0-0	0-0	0-0

Record when tied after:

Inn.	1	2	3	4	5	6
W-L	1-0	2-0	2-0	1-0	0-0	0-0

WHERE THEY AT

- Tech has 25 players on the squad who represent 12 states
- Virginia is where the most players (12) are from on the team, making up 48 percent.
- The next most popular spot, two other states with more than one player, is North Carolina and Pennsylvania with two.



WHEN THE LONG BALL...

- If a player under Coach D'Amour hits a home run, the outcome is likely over. D'Amour is 59-20 when there is one homer and 93-5 if two or more.

STATES

Virginia (12)

#5 Jenna Pearson	#6 Addy Greene
#10 Megan Furr	#14 Emma Jackson
#15 Emma Yates	#16 Meredith Slaw
#19 Madison Hanson	#20 Trinity Martin
#21 Kelsey Brown	#22 Maija Louko
#27 Emma Lemley	#44 Rachel Castine

STATES

North Carolina (2)	
#11 Kylie Aldridge	#12 Shanah Hester
Pennsylvania (2)	
#13 Payton List	#88 Bre Peck
New Jersey (1)	
#7 Teagan Thrunk	#97 Cameron Fagan
Iowa (1)	
#17 Molly Jacobson	#90 Emma Ritter
Michigan (1)	
#24 Morgan Overaitis	#28 Grace Chavez
Illinois (1)	
#18 Lyndsey Grein	#2 Jayme Bailey
Georgia (1)	
#8 Kelsey Bennett	



TEAM/INDIVIDUAL HIGHS

Batting	
At bats:	32 - at UNCW (Feb 10, 2023)
Runs scored:	9 - vs Purdue - Fort Wayne (Feb 11, 2023 at Wilmington, N.C.)
Hits:	11 - vs East Carolina (Feb 9, 2023 at Wilmington, N.C.)
RBI's:	9 - vs Purdue - Fort Wayne (Feb 11, 2023 at Wilmington, N.C.)
Doubles:	3 - at UNCW (Feb 9, 2023)
Triples:	3 - at UNCW (Feb 10, 2023)
Home runs:	1 - vs East Carolina (Feb 10, 2023 at Wilmington, N.C.)
Total bases:	1 - vs Purdue - Fort Wayne (Feb 11, 2023 at Wilmington, N.C.)
Walks:	3 - vs Purdue - Fort Wayne (Feb 11, 2023 at Wilmington, N.C.)
Strikeouts:	21 - vs Purdue - Fort Wayne (Feb 11, 2023 at Wilmington, N.C.)
Sac flies:	4 - vs East Carolina (Feb 10, 2023 at Wilmington, N.C.)
Stolen bases:	4 - vs Purdue - Fort Wayne (Feb 11, 2023 at Wilmington, N.C.)
Hit by pitch:	5 - at UNCW (Feb 9, 2023)
Caught stealing:	1 - vs East Carolina (Feb 9, 2023 at Wilmington, N.C.)
Runners LOB:	1 - at UNCW (Feb 9, 2023)
Hit into DP:	8 - at UNCW (Feb 9, 2023)
	1 - vs East Carolina (Feb 10, 2023 at Wilmington, N.C.)
	1 - vs Purdue - Fort Wayne (Feb 11, 2023 at Wilmington, N.C.)

Fielding	
Putouts:	21 - at UNCW (Feb 9, 2023)
Assists:	21 - at UNCW (Feb 10, 2023)
Errors:	21 - vs East Carolina (Feb 10, 2023 at Wilmington, N.C.)
DPs turned:	10 - vs Purdue - Fort Wayne (Feb 11, 2023 at Wilmington, N.C.)
	2 - vs East Carolina (Feb 10, 2023 at Wilmington, N.C.)
	2 - vs Purdue - Fort Wayne (Feb 11, 2023 at Wilmington, N.C.)

Pitching	
Innings pitched:	7.0 - at UNCW (Feb 9, 2023)
Runs allowed:	7.0 - at UNCW (Feb 10, 2023)
Earned runs:	7.0 - vs East Carolina (Feb 10, 2023 at Wilmington, N.C.)
Walks allowed:	2 - vs East Carolina (Feb 10, 2023 at Wilmington, N.C.)
Strikeouts:	1 - at UNCW (Feb 9, 2023)
Hits allowed:	2 - vs East Carolina (Feb 10, 2023 at Wilmington, N.C.)
Doubles allowed:	2 - vs East Carolina (Feb 10, 2023 at Wilmington, N.C.)
Triples allowed:	9 - at UNCW (Feb 9, 2023)
Hit batters:	9 - at UNCW (Feb 10, 2023)
	5 - vs Purdue - Fort Wayne (Feb 11, 2023 at Wilmington, N.C.)
	1 - at UNCW (Feb 9, 2023)
	1 - at UNCW (Feb 9, 2023)
	1 - at UNCW (Feb 9, 2023)
	1 - vs East Carolina (Feb 9, 2023 at Wilmington, N.C.)

Batting	
At bats:	4 - (9 times)
Runs scored:	3 - Emma Ritter vs Purdue - Fort Wayne (Feb 11, 2023 at Wilmington, N.C.)
Hits:	3 - Teagan Thruk vs East Carolina (Feb 9, 2023 at Wilmington, N.C.)
RBI's:	3 - Jayme Bailey vs Purdue - Fort Wayne (Feb 11, 2023 at Wilmington, N.C.)
Doubles:	3 - Emma Ritter vs Purdue - Fort Wayne (Feb 11, 2023 at Wilmington, N.C.)
Triples:	4 - Addy Greene vs Purdue - Fort Wayne (Feb 11, 2023 at Wilmington, N.C.)
Home runs:	1 - (9 times)
Total bases:	1 - Emma Ritter vs East Carolina (Feb 10, 2023 at Wilmington, N.C.)
Walks:	1 - Jayme Bailey vs Purdue - Fort Wayne (Feb 11, 2023 at Wilmington, N.C.)
Strikeouts:	2 - Addy Greene vs Purdue - Fort Wayne (Feb 11, 2023 at Wilmington, N.C.)
Sac flies:	8 - Addy Greene vs Purdue - Fort Wayne (Feb 11, 2023 at Wilmington, N.C.)
Stolen bases:	2 - Kylie Aldridge at UNCW (Feb 9, 2023)
Hit by pitch:	2 - Kylie Aldridge vs East Carolina (Feb 10, 2023 at Wilmington, N.C.)
Caught stealing:	2 - Cameron Fagan vs Purdue - Fort Wayne (Feb 11, 2023 at Wilmington, N.C.)
Runners LOB:	2 - Grace Chavez at UNCW (Feb 9, 2023)
	2 - Bre Peck at UNCW (Feb 10, 2023)
	2 - Teagan Thruk vs Purdue - Fort Wayne (Feb 11, 2023 at Wilmington, N.C.)
	2 - Kelsey Bennett vs East Carolina (Feb 9, 2023 at Wilmington, N.C.)
	1 - Addy Greene vs East Carolina (Feb 10, 2023 at Wilmington, N.C.)
	1 - (5 times)
	1 - Jayme Bailey vs East Carolina (Feb 9, 2023 at Wilmington, N.C.)
	1 - Meredith Slaw at UNCW (Feb 10, 2023)
	1 - Bre Peck at UNCW (Feb 9, 2023)
	4 - Emma Ritter at UNCW (Feb 9, 2023)

Fielding	
Putouts:	9 - Kylie Aldridge at UNCW (Feb 9, 2023)
Assists:	4 - Cameron Fagan vs Purdue - Fort Wayne (Feb 11, 2023 at Wilmington, N.C.)
Errors:	1 - Rachel Castine vs East Carolina (Feb 10, 2023 at Wilmington, N.C.)
DPs turned:	1 - Teagan Thruk vs East Carolina (Feb 10, 2023 at Wilmington, N.C.)
	1 - Teagan Thruk vs Purdue - Fort Wayne (Feb 11, 2023 at Wilmington, N.C.)

Pitching	
Innings pitched:	7.0 - Lyndsey Grein at UNCW (Feb 9, 2023)
Runs allowed:	7.0 - Emma Lemley at UNCW (Feb 10, 2023)
Earned runs:	7.0 - Lyndsey Grein vs East Carolina (Feb 10, 2023 at Wilmington, N.C.)
Walks allowed:	2 - Lyndsey Grein vs East Carolina (Feb 10, 2023 at Wilmington, N.C.)
Strikeouts:	1 - Lyndsey Grein at UNCW (Feb 9, 2023)
Hits allowed:	2 - Lyndsey Grein vs East Carolina (Feb 10, 2023 at Wilmington, N.C.)
Doubles allowed:	9 - Lyndsey Grein at UNCW (Feb 9, 2023)
Triples allowed:	9 - Emma Lemley at UNCW (Feb 10, 2023)
Hit batters:	4 - Emma Lemley vs East Carolina (Feb 9, 2023 at Wilmington, N.C.)
	4 - Lyndsey Grein at UNCW (Feb 9, 2023)
	1 - Lyndsey Grein at UNCW (Feb 9, 2023)
	1 - Lyndsey Grein at UNCW (Feb 9, 2023)
	1 - Emma Lemley vs East Carolina (Feb 9, 2023 at Wilmington, N.C.)

OPPONENT TEAM/INDIVIDUAL HIGHS

Batting	
At bats:	25 - at UNCW (Feb 9, 2023)
Runs scored:	2 - vs East Carolina (Feb 10, 2023 at Wilmington, N.C.)
Hits:	5 - vs Purdue - Fort Wayne (Feb 11, 2023 at Wilmington, N.C.)
RBI's:	1 - at UNCW (Feb 9, 2023)
Doubles:	1 - at UNCW (Feb 9, 2023)
Triples:	1 - at UNCW (Feb 9, 2023)
Total bases:	7 - at UNCW (Feb 9, 2023)
Walks:	2 - vs East Carolina (Feb 10, 2023 at Wilmington, N.C.)
Strikeouts:	9 - at UNCW (Feb 9, 2023)
Sac hits:	9 - at UNCW (Feb 10, 2023)
Sac flies:	2 - vs East Carolina (Feb 10, 2023 at Wilmington, N.C.)
Hit by pitch:	1 - vs East Carolina (Feb 10, 2023 at Wilmington, N.C.)
Runners LOB:	1 - vs East Carolina (Feb 10, 2023 at Wilmington, N.C.)
Hit into DP:	6 - vs East Carolina (Feb 9, 2023 at Wilmington, N.C.)
	2 - vs Purdue - Fort Wayne (Feb 11, 2023 at Wilmington, N.C.)

Fielding	
Putouts:	21 - at UNCW (Feb 9, 2023)
Assists:	21 - at UNCW (Feb 10, 2023)
Errors:	21 - vs East Carolina (Feb 10, 2023 at Wilmington, N.C.)
DPs turned:	9 - at UNCW (Feb 9, 2023)
	2 - at UNCW (Feb 9, 2023)
	1 - vs East Carolina (Feb 10, 2023 at Wilmington, N.C.)
	1 - vs Purdue - Fort Wayne (Feb 11, 2023 at Wilmington, N.C.)

Pitching	
Innings pitched:	7.0 - at UNCW (Feb 9, 2023)
Runs allowed:	7.0 - at UNCW (Feb 10, 2023)
Earned runs:	7.0 - vs East Carolina (Feb 10, 2023 at Wilmington, N.C.)
Walks allowed:	9 - vs Purdue - Fort Wayne (Feb 11, 2023 at Wilmington, N.C.)
Strikeouts:	9 - vs Purdue - Fort Wayne (Feb 11, 2023 at Wilmington, N.C.)
Hits allowed:	4 - vs East Carolina (Feb 10, 2023 at Wilmington, N.C.)
Doubles allowed:	5 - at UNCW (Feb 9, 2023)
Triples allowed:	11 - vs East Carolina (Feb 9, 2023 at Wilmington, N.C.)
Homers allowed:	3 - at UNCW (Feb 9, 2023)
Hit batters:	3 - at UNCW (Feb 10, 2023)
	1 - vs East Carolina (Feb 10, 2023 at Wilmington, N.C.)
	1 - vs Purdue - Fort Wayne (Feb 11, 2023 at Wilmington, N.C.)
	3 - vs Purdue - Fort Wayne (Feb 11, 2023 at Wilmington, N.C.)
	1 - vs East Carolina (Feb 9, 2023 at Wilmington, N.C.)
	1 - at UNCW (Feb 10, 2023)

Batting	
At bats:	3 - (14 times)
Runs scored:	1 - Borda,S at UNCW (Feb 9, 2023)
Hits:	1 - Sinnie vs East Carolina (Feb 10, 2023 at Wilmington, N.C.)
RBI's:	1 - Edwards vs East Carolina (Feb 10, 2023 at Wilmington, N.C.)
Doubles:	2 - Solis, S. vs Purdue - Fort Wayne (Feb 11, 2023 at Wilmington, N.C.)
Triples:	1 - Gamache,J at UNCW (Feb 9, 2023)
Total bases:	1 - Stockton,S at UNCW (Feb 9, 2023)
Walks:	1 - Gamache,J at UNCW (Feb 9, 2023)
Strikeouts:	3 - Gamache,J at UNCW (Feb 9, 2023)
Sac hits:	1 - (4 times)
Sac flies:	2 - (6 times)
Hit by pitch:	1 - Sawyer vs East Carolina (Feb 10, 2023 at Wilmington, N.C.)
Runners LOB:	1 - Kila vs East Carolina (Feb 10, 2023 at Wilmington, N.C.)
	1 - Wilson vs East Carolina (Feb 10, 2023 at Wilmington, N.C.)
	1 - Edwards vs East Carolina (Feb 9, 2023 at Wilmington, N.C.)
	3 - Lickey, B. vs Purdue - Fort Wayne (Feb 11, 2023 at Wilmington, N.C.)

Fielding	
Putouts:	10 - Gamache,J at UNCW (Feb 10, 2023)
Assists:	3 - Vitola,T at UNCW (Feb 10, 2023)
Errors:	1 - (6 times)

Pitching	
Innings pitched:	7.0 - Hatch vs East Carolina (Feb 10, 2023 at Wilmington, N.C.)
Runs allowed:	9 - Jones, A. vs Purdue - Fort Wayne (Feb 11, 2023 at Wilmington, N.C.)
Earned runs:	9 - Jones, A. vs Purdue - Fort Wayne (Feb 11, 2023 at Wilmington, N.C.)
Walks allowed:	4 - Hatch vs East Carolina (Feb 10, 2023 at Wilmington, N.C.)
Strikeouts:	4 - Jones, A. vs Purdue - Fort Wayne (Feb 11, 2023 at Wilmington, N.C.)
Hits allowed:	3 - Pearce,A at UNCW (Feb 9, 2023)
Doubles allowed:	9 - Jones, A. vs Purdue - Fort Wayne (Feb 11, 2023 at Wilmington, N.C.)
Triples allowed:	2 - Pearce,A at UNCW (Feb 9, 2023)
Homers allowed:	2 - Hammock,K at UNCW (Feb 10, 2023)
Hit batters:	1 - Hatch vs East Carolina (Feb 10, 2023 at Wilmington, N.C.)
	1 - Jones, A. vs Purdue - Fort Wayne (Feb 11, 2023 at Wilmington, N.C.)
	3 - Jones, A. vs Purdue - Fort Wayne (Feb 11, 2023 at Wilmington, N.C.)
	1 - Davis vs East Carolina (Feb 9, 2023 at Wilmington, N.C.)
	1 - Pearce,A at UNCW (Feb 10, 2023)



TEAM GAME-BY-GAME BATTING

Date	Opponent	ab	r	h	rbi	2b	3b	hr	tb	bb	ibb	sb	cs	hbp	sac	sf	gdp	k	po	a	e	lob	avg
Feb 9	vs East Carolina	23	8	11	8	2	0	1	16	2	0	1	0	1	0	1	0	1	15	4	0	7	.478
Feb 9	at UNCW	29	5	9	4	3	0	2	18	3	0	2	1	0	0	0	0	5	21	6	0	6	.385
Feb 10	at UNCW	32	6	10	6	3	0	2	19	2	0	1	0	1	0	0	0	2	21	4	0	8	.357
Feb 10	vs East Carolina	26	4	7	2	0	1	0	9	4	0	0	0	0	0	1	0	2	21	8	2	6	.336
Feb 11	vs Purdue - Fort Wayne	23	9	9	9	1	1	3	21	4	0	1	0	0	0	0	0	2	15	10	1	3	.346
Totals		133	32	46	29	9	2	8	83	15	0	5	1	2	0	2	0	12	93	32	3	30	.346



TEAM GAME-BY-GAME PITCHING

Date	Opponent	ip	h	r	er	bb	so	2b	3b	hr	wp	bk	hbp	dp	ibb	score	w-l	sv	era
Feb 9	vs East Carolina	5.0	4	0	0	1	7	0	0	0	0	0	1	0	0	8-0	1-0	0	0.00
Feb 9	at UNCW	7.0	4	1	1	1	9	1	1	0	0	0	0	0	0	5-1	2-0	0	0.58
Feb 10	at UNCW	7.0	1	0	0	0	9	0	0	0	0	0	0	0	0	6-0	3-0	0	0.37
Feb 10	vs East Carolina	7.0	1	2	0	2	2	0	0	0	0	0	0	0	0	4-2	4-0	0	0.27
Feb 11	vs Purdue - Fort Wayne	5.0	5	0	0	0	1	0	0	0	0	0	0	2	0	9-0	5-0	0	0.23
Totals		31.0	15	3	1	4	28	1	1	0	0	0	1	2	0	32-3	5-0	0	0.23



OPPONENT GAME-BY-GAME BATTING

Date	Opponent	ab	r	h	rbi	2b	3b	hr	tb	bb	ibb	sb	cs	hbp	sac	sf	gdp	k	po	a	e	lob	avg
Feb 9	vs East Carolina	19	0	4	0	0	0	0	4	1	0	0	0	1	0	0	0	7	12	3	1	6	.211
Feb 9	at UNCW	25	1	4	1	1	1	0	7	1	0	0	0	0	0	0	0	9	21	9	2	4	.182
Feb 10	at UNCW	22	0	1	0	0	0	0	1	0	0	0	0	0	0	0	0	9	21	8	1	1	.136
Feb 10	vs East Carolina	22	2	1	0	0	0	0	1	2	0	0	0	0	2	1	0	2	21	5	1	4	.114
Feb 11	vs Purdue - Fort Wayne	19	0	5	0	0	0	0	5	0	0	0	0	0	0	0	0	1	15	2	1	4	.140
Totals		107	3	15	1	1	1	0	18	4	0	0	0	1	2	1	0	28	90	27	6	19	.140



OPPONENT GAME-BY-GAME PITCHING

Date	Opponent	ip	h	r	er	bb	so	2b	3b	hr	wp	bk	hbp	dp	ibb	score	w-l	sv	era
Feb 9	vs East Carolina	4.0	11	8	7	2	1	2	0	1	0	0	1	0	0	0-8	0-1	0	12.25
Feb 9	at UNCW	7.0	9	5	3	3	5	3	0	2	0	0	0	0	0	1-5	0-2	0	6.36
Feb 10	at UNCW	7.0	10	6	5	2	2	3	0	2	0	0	1	0	0	0-6	0-3	0	5.83
Feb 10	vs East Carolina	7.0	7	4	2	4	2	0	1	0	0	0	0	1	0	2-4	0-4	0	4.76
Feb 11	vs Purdue - Fort Wayne	5.0	9	9	9	4	2	1	1	3	0	0	0	1	0	0-9	0-5	0	6.07
Totals		30.0	46	32	26	15	12	9	2	8	0	0	2	2	0	3-32	0-5	0	6.07



GAME-BY-GAME LEADERS

Opponent	Date	Hits	Runs	BB	RBI	HR	SB	Ks	IP
East Carolina	2/9/23	3- Thrunck	2 - (2 players)	1 - (2 players)	3 - Peck	1 - Peck	1 - Thrunck	7 - Lemley	5.0 - Lemley
UNCW	2/9/23	2 - (2 players)	1 - (5 players)	2 - Aldridge	2 - (2 players)	1 - (2 players)	1 - (2 players)	9 - Grein	7.0 - Grein
UNCW	2/10/23	2 - (4 players)	2 - (2 players)	1 - (2 players)	3 - Bailey	1 - (2 players)	1 - Bailey	9 - Lemley	7.0 - Lemley
East Carolina	2/10/23	2 - Bailey	1 - (4 players)	2 - Aldridge	1 - (2 players)	None	None	2 - Grein	7.0 - Grein
Purdue Fort Wayne	2/11/23	3 - (2 players)	3 - Ritter	1 - (2 players)	4 - Greene	2 - Greene	1 - Ritter	1 - Peck	3.0 - Peck



GAME-BY-GAME STARTERS

Opponent	Date	P	C	1B	2B	3B	SS	LF	CF	RF	DP
East Carolina	2/9/23	Lemley	Bennett	Bailey	Fagan	Peck	Thrunk	Brown	Ritter	Overaitis	Slaw
UNCW	2/9/23	Grein	Aldridge	Bailey	Fagan	Peck	Castine	Brown	Ritter	Greene	Chavez
UNCW	2/10/23	Lemley	Aldridge	Bailey	Fagan	Bennett	Thrunk	Ritter	Peck	Overaitis	Slaw
East Carolina	2/10/23	Grein	Aldridge	Bailey	Fagan	Castine	Thrunk	Ritter	Peck	Overaitis	Greene
Purdue Fort Wayne	2/11/23	Peck	Aldridge	Bailey	Fagan	Greene	Thrunk	Brown	Ritter	Overaitis	Slaw





Pete D'AMOUR (Duh-more)

- Fifth season at Virginia Tech
- 2019 & 2022 ACC Coach of the Year
- 7th as a head coach in Division I
- Led Kennesaw State to its first NCAA Regional appearance
- Went to five super regionals and three Women's CWS at Missouri

The D'Amour File

PERSONAL

BORN: Jan. 7, 1980
 HOMETOWN: Monrovia, Maryland
 FAMILY: Wife, Anna. Son, Reaux
 COACHING RECORD AT VIRGINIA TECH: 151-40 (5th year)
 CAREER HEAD COACHING RECORD: 230-77 (.749)

EDUCATION

Missouri - Bachelor's Degree in General Studies
 Missouri - Master's Degree in Sports Psychology
 JOINED TECH STAFF: May 31, 2018
 YEARS OF COLLEGIATE HEAD COACHING: 6
 YEARS OF COLLEGIATE COACHING: 15

COACHING HISTORY

2019- Virginia Tech (Head Coach)
 2017-18 Kennesaw State (Head Coach)
 2015-16 Missouri (Associate Head Coach)
 2009-14 Missouri (Assistant Coach)
 2007-08 Missouri (Volunteer Assistant Coach)

PLAYING HISTORY

Played SS and P in men's fastpitch for seven seasons
 MVP of the 2007 NSA World Series
 Played baseball at Texas A&M-Corpus Christi & Frostburg State

POSTSEASON EXPERIENCE

VT 2019 (Regional - Lexington, Ky.)
 2021 (Supers - Los Angeles, Calif.)
 2022 (Supers - Blacksburg, Va.)

KSU 2018 (Regional - Tallahassee, Fla.)
 2017 (NISC Semifinals - Lynchburg, Tenn.)

Missouri 2016 (Supers - Ann Arbor, Mich.)
 2015 (Supers - Los Angeles, Calif.)
 2014 (Regional - Columbia, Mo.)
 2013 (Supers - Columbia, Mo.)
 2012 (Supers - Columbia, Mo.)
 2011 (WCWS - Oklahoma City, Okla.)
 2010 (WCWS - Oklahoma City, Okla.)
 2009 (WCWS - Oklahoma City, Okla.)

D'Amour and his staff were recognized with the NFCA Mid-Atlantic Staff of the Year after yet another historic season in 2022. The staff also earned the award following the 2019 and 2021 seasons.

The Hokies advanced to the Super Regionals for the second straight season and hosted a Regional and a Super Regional for the first time in school history in D'Amour's fourth season at the helm. Tech also earned its second ACC Regular Season Title in four seasons, posting a 21-2 record in conference play, the best winning percentage in school history.

Virginia Tech had a conference-high 11 members on the All-ACC teams, including D'Amour being named Coach of the Year, Keely Rochard named Pitcher of the Year and Emma Lemley named Freshman of the Year. Rochard was also tabbed a Top-10 Finalist for USA Softball Player of the Year, while Lemley was a Top-3 Finalist for Schutt Sports/NFCA Freshman of the Year.

Under D'Amour, Rochard was named a First Team All-American for the second straight season and Emma Ritter earned a spot on the Third Team, marking the first time two Hokies have been honored as All-Americans in the same season. Tech finished the year with a 46-10 overall record, including 14 wins over Top-25 ranked opponents. D'Amour also notched his 200th career win in 2022.

D'Amour led the Hokies to their second ever appearance in the NCAA Super Regionals during the 2021 campaign, doing so in just his second full season. Selected for the NCAA Tournament in both full seasons as head coach, D'Amour's Hokies were the No. 2 seed at the 2021 Tempe Regional with national No. 15 seed Arizona State as the group's favorite. Tech emerged from the four-team regional undefeated under D'Amour's guidance, the first time in school history that the Hokies swept an NCAA Regional.

2021 was not just a historic year for the Hokies, but for D'Amour as well as he became the fastest head coach in program history to reach 100 wins, doing so in just 127 games. Under D'Amour's tutelage, pitcher Keely Rochard became Tech's third NFCA All-American ever and just the second to earn first-team honors. D'Amour and his wife Anna also welcomed their first son, Reaux, to the world prior to the NCAA Tournament.

In his second season leading the Hokies, Coach Pete D'Amour led the team to a 21-4 record and was in first place in the ACC when the season ended. He helped guide the team to an impressive 3-2 record at the St. Pete/Clearwater Elite Invitational against five top-25 opponents, including wins over #14 Minnesota and #17 South Carolina. D'Amour guided the progression of pitcher Keely Rochard, who was one of the nation's top pitchers in 2020, and also helped the Hokies' offense to the highest scoring in the ACC.

Guiding Virginia Tech to one of the biggest turnarounds in NCAA softball history, Pete D'Amour led the Hokies in his first year to a 24-game win improvement in 2019 after posting a 47-11 record, including a 20-4 mark in ACC play.

The 47 wins were the fourth most in school history while the 20 ACC wins were the most in program history. On Tech's way to 20 league wins, it earned an ACC regular-season title and a Coastal Division crown after being picked 10th in the ACC preseason poll. By doing so, it also earned the Hokies their first trip to the NCAA Tournament since 2015, winning two games at the Lexington Regional to pick up their first NCAA win since 2014.

No stranger to success, D'Amour, out of the new 11 Power Five head coaches in 2019, picked up the most wins of the group. The 2019 ACC Coach of the Year earned the nod to mark just Tech's second time winning it, while a school-record five Hokies made an All-ACC first team. Under D'Amour's direction, pitcher Carrie Eberle was named ACC Pitcher of the Year and third baseman Kelsey Bennett was tabbed Freshman of the Year.

He also tutored two Softball America All-Americans in outfielders Emma Strouth and Darby Trull, who both hit over .400 and tallied 60-plus putouts, as well as a school-record seven NFCA All-Region (Mid-Atlantic) selections and a school-record eight VaSID all-staters. D'Amour also was tabbed VaSID Coach of the Year.

Under his watch, Tech became ranked during the season, something that hadn't been done since 2015, and got up to as high as No. 19 in the ESPN.com/USA Softball poll and No. 22 in the USA Today/NFCA poll. The Hokies were ranked for 11 consecutive weeks in the ESPN.com/USA Softball poll, breaking the program record set in 2007 of 10 weeks.

Tech took big strides at the plate in '19, resetting over 20 individual and team school records, including batting average (.334) and home runs (97), just to name a few. The Hokies led the ACC in batting average and home runs per game (1.67), while also getting it done in the circle with shutouts (22). D'Amour had the Hokies ready to play against in-state rival Virginia in the Commonwealth Clash presented by Virginia529, sweeping the Cavaliers 3-0 and not allowing a runner to touch third base or home plate in the series, a first in program history, for three shutout wins.

D'Amour joined the Hokies after two seasons as the head coach at Kennesaw State, where he led the Owls to a 79-37 record and two postseason appearances. Before taking over the Kennesaw State program in 2017, he earned a reputation as one of the nation's premier recruiters during his 10-year tenure as assistant coach at the University of Missouri, a perennial NCAA tournament participant.

RECORD vs. OPPONENTS

Akron	1-0
Alabama	0-2
Arizona State	1-0
Army	1-0
Auburn	0-3
Austin Peay	0-1
Belmont	3-0
Bethune-Cookman	1-0
Binghamton	2-0
Boston College	6-0
Bradley	1-0
Brigham Young	2-0
Bucknell	2-0
Campbell	1-0
Central Michigan	1-0
Charleston Southern	2-0
Charlotte	2-1
Clemson	5-3
Coastal Carolina	1-0
College of Charleston	2-0
Dartmouth	3-0
DePaul	0-2
Detroit Mercy	3-0
Duke	6-1
East Carolina	3-0
East Tennessee State	3-0
Eastern Illinois	1-1
Evansville	2-0
Florida	1-2
Florida A&M	1-0
Florida Gulf Coast	4-3
Florida State	4-2
Fort Wayne	2-0
George Mason	1-0
George Washington	1-0
Georgia	1-2
Georgia State	7-1
Georgia Tech	3-3
Hofstra	0-1
Illinois	3-1
Iowa	1-1
IUPUI	1-0
Jacksonville	6-2
Jacksonville State	1-2
JMU	1-1
Kennesaw State	3-0
Kentucky	3-3
Lamar	0-1
Liberty	3-3
Lipscomb	6-0
LIU Brooklyn	1-0
Longwood	6-0
Louisville	8-2
Marist	2-0
Miami (OH)	2-0
Michigan State	3-0
Middle Tennessee	1-0
Minnesota	1-0
Missouri	1-1
Morehead State	2-1
NC State	7-3
North Carolina	4-2
North Carolina A&T	1-0
North Florida	0-1
Northwestern	2-0
Notre Dame	1-4
Ohio State	1-0
Oklahoma State	0-1
Omaha-Nebraska	1-0
Niagara	1-0
North Florida	5-2
Northern Iowa	0-1
Pitt	8-1
Purdue	4-0
Purdue Fort Wayne	1-0
Quinnipiac	0-1
Radford	6-1
Rutgers	0-2
Saint Francis (Pa)	1-0
Samford	1-0
South Carolina	2-0
South Carolina State	1-0
Southeast Missouri State	1-0
St. Louis	1-0
Stetson	5-1
Stony Brook	1-0
Syracuse	8-0
Tennessee	1-0
Tennessee Tech	1-0
Texas State	1-1
UAB	5-0
UConn	2-0
UCF	2-1
UCLA	1-2
UNC Greensboro	0-1
UNCW	2-0
USC Upstate	5-3
USF	0-1
Virginia	10-1
Weber State	1-0
Wichita State	1-0
Wisconsin	1-0
WKU	1-0





JAYME BAILEY (JAY-me)

Senior | 5-5
U | R/R

Hurricane HS
Scott Depot, W.Va.

Major: Public Relations

2

- 2021 NFCA All Mid-Atlantic First Team
- 2021 Second-Team All-ACC
- 2021 VaSID First Team All-State
- 2x Preseason All-ACC
- 2020 VaSID First-Team All-State
- 2019 VaSID Second-Team All-State
- JWOS All-Freshman Team
- Second-Team NFCA All-Region (Mid-Atlantic)
- Schutt Sports/NFCA National Freshman of the Year Top 25
- 2019 First Team All-ACC
- ACC All-Freshmen Team
- 2018-19 ACC Academic Honor Roll

CAREER HIGHS

Hits 3, 5x, last vs. Purdue Fort Wayne (2/11/23)
 Runs 4 at NC State (3/14/21)
 RBIs 4, 3x, last vs. Clemson (3/4/22)
 HRs 2 at Virginia (3/6/20)
 Walks 2, 4x, last vs. Virginia [1] (4/12/19)
 Stolen Bases 1, 11x, last at UNCW (2/10/23)
 Hitting Streak 11 games (3/10/19 - 3/27/19)

2023 GAME-BY-GAME STATS

Date	Opponent	Pos	AB	R	H	RBI	2B	3B	HR	BB	SB	CS	HBP	SAC	SF	GDP	K	PO	A	E	Avg
Feb 9	vs East Carolina	*1b	2	1	2	0	1	0	0	0	0	0	0	0	0	0	0	4	0	0	1.000
Feb 9	at UNCW	*1b	3	0	1	0	0	0	0	0	0	0	0	0	0	0	0	6	0	0	.600
Feb 10	at UNCW	*1b	3	1	2	3	0	0	1	0	0	0	0	0	0	0	0	6	0	0	.825
Feb 10	vs East Carolina	*1b	3	0	2	0	0	0	0	0	0	0	0	0	0	0	0	7	1	0	.825
Feb 11	vs Purdue - Fort Wavn	*1b	3	1	3	2	0	1	0	0	0	0	0	0	0	0	0	8	1	0	.714
Totals		5gs	14	3	10	5	1	1	1	0	2	0	1	0	0	0	0	31	2	0	.714

On base pct. .733 • Slugging pct. 1.143



JENNA PEARSON

Redshirt Sophomore | 5-8
U | R/R

North Stafford HS
North Stafford, Va.

Major: Computer Science

5

CAREER HIGHS

Hits
 Runs 1, 2x, last vs. Kentucky (5/22/22)
 RBIs
 HRs
 Walks
 Stolen Bases
 Hitting Streak

2023 GAME-BY-GAME STATS

Date	Opponent	Pos	AB	R	H	RBI	2B	3B	HR	BB	SB	CS	HBP	SAC	SF	GDP	K	PO	A	E	Avg
Feb 10	at UNCW	1b	0	0	0	0	0	0	0	0	0	0	0	0	0	0	0	0	0	0	.000
Totals		0gs	0	0	0	0	0	0	0	0	0	0	0	0	0	0	0	0	0	0	.000

On base pct. .000 • Slugging pct. .000





ADDY GREENE

Junior | 5-9
IF | L/R

Nansemond-Suffolk Academy
Suffolk, Va.

Major: Human Nutrition, Foods and
Exercise

6

CAREER HIGHS

Hits 3, 2x, last at Longwood [Game 2] (3/22/22)
Runs 3 at Pitt (3/25/22)
RBIs 4, 2x, last vs. Purdue Fort Wayne (2/11/23)
HRs 1, 5x, last at Florida State (4/10/22)
Walks 2, 2x, last vs. Purdue Fort Wayne (2/11/23)
Stolen Bases 1, 6x, last vs. East Tennessee State (3/9/22)
Hitting Streak 6 games (2/18/22 - 3/11/22)

2023 GAME-BY-GAME STATS

Date	Opponent	Pos	AB	R	H	RBI	2B	3B	HR	BB	SB	CS	HBP	SAC	SF	GDP	K	PO	A	E	Avg	
Feb 9	vs East Carolina	2b	0	0	0	0	0	0	0	0	0	0	0	0	0	0	0	0	0	0	0	.000
Feb 9	at UNCW	*of	3	0	0	0	0	0	0	0	0	0	0	0	0	0	2	0	0	0	0	.000
Feb 10	vs East Carolina	*dh	3	0	1	1	0	0	0	0	0	0	0	0	1	0	0	0	0	0	0	.167
Feb 11	vs Purdue - Fort Wayn	*3b	3	2	2	4	0	0	2	0	0	0	0	0	0	0	2	3	0	0	.333	
Totals		3gs	9	2	3	5	0	0	2	0	0	0	0	0	1	0	0	4	3	0		

On base pct. .300 • Slugging pct. 1.000



TEAGAN THRUNK (Tee-gan)

Freshman | 5-8
IF | R/R

Point Pleasant Borough HS
Point Pleasant, N.J.

Major: Human Nutrition Foods and
Exercise

7

CAREER HIGHS

Hits 3 vs. East Carolina (2/9/23)
Runs 2 at UNCW (2/10/23)
RBIs 2 vs. East Carolina (2/9/23)
HRs 1 at UNCW (2/10/23)
Walks 1 vs. East Carolina (2/9/23)
Stolen Bases 3 games (2/9/23 - 2/10/23)
Hitting Streak

2023 GAME-BY-GAME STATS

Date	Opponent	Pos	AB	R	H	RBI	2B	3B	HR	BB	SB	CS	HBP	SAC	SF	GDP	K	PO	A	E	Avg	
Feb 9	vs East Carolina	*ss	3	0	3	2	0	0	0	0	1	0	0	0	0	0	0	0	1	1	0	1.000
Feb 10	at UNCW	*ss	2	2	1	0	0	0	0	1	0	0	0	0	0	0	0	0	0	0	0	.800
Feb 10	vs East Carolina	*ss	3	1	0	0	0	0	0	0	0	0	0	0	0	0	0	0	1	3	1	.625
Feb 11	vs Purdue - Fort Wayn	*ss	3	0	0	0	0	0	0	0	0	0	0	0	0	0	2	1	2	1	.455	
Totals		4gs	11	3	5	2	0	0	0	1	1	0	0	0	0	0	2	3	6	2		

On base pct. .500 • Slugging pct. .455





KELSEY BENNETT

Senior | 5-5
IF | R/R

Buford HS
Buford, Ga.

Major: Public Relations

8

2022 All-ACC Third Team
2022 Preseason All-ACC
2022 Extra Inning Softball Extra Elite 100
2021 NFCA All Mid-Atlantic Second Team
2021 Second-Team All-ACC
2021 VaSID Second Team All-State
2021 JWOS Third Team All-American
3x Preseason All-ACC
2x Softball America Top 100 Players
2019 VaSID Rookie of the Year
2x VaSID First-Team All-State
JWOS All-Freshman Team
Schutt Sports/NFCA National Freshman of the Year Top 10
ACC Freshman of the Year
2019 First-Team All-ACC
ACC All-Freshman Team
2x ACC Co-Player of the Week (3/5/19) & (4/2/19)

CAREER HIGHS

Hits 4 at No. 12/8 Arizona State (5/21/21)
Runs 3, 5x, last at Florida State (4/9/22)
RBIs 7 at NC State (3/14/21)
HRs 3 at NC State (3/14/21)
Walks 3 at Pitt (3/23/19)
Stolen Bases 1, 3x, last vs. Missouri (2/12/22)
Hitting Streak 8 games (3/20/19 - 3/31/19)

2023 GAME-BY-GAME STATS

Date	Opponent	Pos	AB	R	H	RBI	2B	3B	HR	BB	SB	CS	HBP	SAC	SF	GDP	K	PO	A	E	Avg
Feb 9	vs East Carolina	1c	2	0	0	1	0	0	0	0	0	0	0	0	1	0	1	7	0	0	.000
Feb 10	at UNC-W	3b	1	0	0	0	0	0	0	0	0	0	0	0	0	0	0	1	1	0	.000
Totals		2gs	3	0	0	1	0	0	0	0	0	0	0	0	1	0	1	8	0	0	.000

On base pct. .000 • Slugging pct. .000



MEGAN FURR

Freshman | 5-7
OF | L/L

Westfield HS
Centreville, Va.

Major: Business - Undecided

10

CAREER HIGHS

Hits
Runs
RBIs
HRs
Walks
Stolen Bases
Hitting Streak





KYLIE ALDRIDGE (All-dridge)

Freshman | 5-11
C | L/R

Gray's Creek HS
Fayetteville, N.C.

Major: Public Health

11

CAREER HIGHS

Hits 1 at UNCW (2/9/23)
Runs 1 vs. East Carolina (2/10/23)
RBIs
HRs
Walks 2, 2x, last vs. East Carolina (2/10/23)
Stolen Bases
Hitting Streak

2023 GAME-BY-GAME STATS

Date	Opponent	Pos	AB	R	H	RBI	2B	3B	HR	BB	SB	CS	HBP	SAC	SF	GDP	K	PO	A	E	Avg
Feb 9	at UNCW	*c	1	0	1	0	1	0	0	2	0	0	0	0	0	0	0	9	1	0	1.000
Feb 10	at UNCW	*c	2	0	0	0	0	0	0	1	0	0	0	0	0	0	0	7	0	0	.333
Feb 10	vs East Carolina	*c	1	1	0	0	0	0	0	2	0	0	0	0	0	0	0	2	0	0	.250
Feb 11	vs Purdue - Fort Wayne	*c	3	0	0	0	0	0	0	0	0	0	0	0	0	0	0	2	0	0	.143
Totals		4gs	7	1	1	0	1	0	0	5	0	0	0	0	0	0	0	20	1	0	.143

On base pct. .500 • Slugging pct. .286



SHANAN HESTER (Shannon)

Graduate | 5-6
U | R/R

Corinth Holders HS / Roanoke College
Wendell, N.C.

Major: Natural Resources

12

CAREER HIGHS

Hits
Runs
RBIs
HRs
Walks
Stolen Bases
Hitting Streak

2023 GAME-BY-GAME STATS

Date	Opponent	Pos	AB	R	H	RBI	2B	3B	HR	BB	SB	CS	HBP	SAC	SF	GDP	K	PO	A	E	Avg
Feb 10	at UNCW	ph	1	0	0	0	0	0	0	0	0	0	0	0	0	0	0	0	0	0	.000
Totals		0gs	1	0	0	0	0	0	0	0	0	0	0	0	0	0	0	0	0	0	.000

On base pct. .000 • Slugging pct. .000





PAYTON LIST

Freshman | 5-11
RHP | R/R

Beaver HS
Beaver, Pa.

Major: Wildlife Conservation

13

CAREER HIGHS

- Innings (High)
- Strikeouts (High)
- Hits (Low)
- Runs (Low)
- Earned Runs (Low)
- Walks (Low)



EMMA JACKSON

Freshman | 5-8
OF | R/R

Chincoteague HS
Chincoteague, Va.

Major: University Studies

14

CAREER HIGHS

- Hits
- Runs
- RBIs
- HRs
- Walks
- Stolen Bases
- Hitting Streak

2023 GAME-BY-GAME STATS

Date	Opponent	Pos	AB	R	H	RBI	2B	3B	HR	BB	SB	CS	HBP	SAC	SF	GDP	K	PO	A	E	Avg	
Feb 9	atUNCW	ph	1	0	0	0	0	0	0	0	0	0	0	0	0	0	0	0	0	0	0	.000
Totals		0gs	1	0	0	0	0	0	0	0	0	0	0	0	0	0	0	0	0	0	0	.000

On base pct. .000 • Slugging pct. .000





EMMA YATES

Junior | 5-6
C | R/R

South County HS
Fairfax Station, Va.

Major: Criminology

15

CAREER HIGHS

Hits 1 vs. Syracuse [Game 1] (3/11/22)
 Runs 1, 10x, last vs East Carolina (2/9/23)
 RBIs 1 vs. Syracuse [Game 1] (3/11/22)
 HRs
 Walks 1 at Pitt (3/25/22)
 Stolen Bases
 Hitting Streak

2023 GAME-BY-GAME STATS

Date	Opponent	Pos	AB	R	H	RBI	2B	3B	HR	BB	SB	CS	HBP	SAC	SF	GDP	K	PO	A	E	Avg	
Feb 9	vs East Carolina	pr	0	1	0	0	0	0	0	0	0	0	0	0	0	0	0	0	0	0	0	.000
Feb 10	at UNCW	c	1	0	0	0	0	0	0	0	0	0	0	0	0	0	2	0	0	0	.000	
Totals		Ogs	1	1	0	0	0	0	0	0	0	0	0	0	0	0	2	0	0	0	.000	

On base pct. .000 • Slugging pct. .000



MEREDITH SLAW

Senior | 5-11
IF | L/R

Rappahannock HS
Warsaw, Va.

Major: Accounting & Information
Systems

16

2023 Presason All-ACC Team
 2022 NFCA Mid-Atlantic Region First Team
 2022 All-ACC First Team
 2022 All-ACC Academic Team
 2022 VaSID First Team
 2022 ACC Player of the Week (4/12)

CAREER HIGHS

Hits 3, 6x, last at Boston College (4/29/22)
 Runs 2, 3x, last vs. Virginia (4/16/22)
 RBIs 4, 7x, last vs. Kentucky (5/21/22)
 HRs 2, 2x, last vs. Virginia (4/16/22)
 Walks 3 at Kennesaw State [1] (2/13/21)
 Stolen Bases 1 vs. Dartmouth (2/21/20)
 Hitting Streak 12 games (3/25/22 - 4/23/22)

2023 GAME-BY-GAME STATS

Date	Opponent	Pos	AB	R	H	RBI	2B	3B	HR	BB	SB	CS	HBP	SAC	SF	GDP	K	PO	A	E	Avg
Feb 9	vs East Carolina	*dh	2	1	1	0	0	0	0	0	0	0	0	0	0	0	0	0	0	0	.500
Feb 10	at UNCW	*dh	3	0	0	0	0	0	0	0	0	0	1	0	0	0	0	0	0	0	.200
Feb 11	vs Purdue - Fort Wavn	*dh	3	0	0	0	0	0	0	0	0	0	0	0	0	0	0	0	0	0	.125
Totals		Ogs	8	1	1	0	0	0	0	0	0	0	1	0	0	0	0	0	0	0	.125

On base pct. .222 • Slugging pct. .125





MOLLY JACOBSON

R-Sophomore | 6-0
P | R/R

Waukee HS
Waukee, Iowa

Major: Criminology

17

CAREER HIGHS

Innings (High) 2.0, 2x, last vs. Purdue Fort Wayne (2/11/23)
Strikeouts (High) 1, 2x, last at George Mason (3/11/20)
Hits (Low) (Min. 5 IP)
Runs (Low) (Min. 5 IP)
Earned Runs (Low) (Min. 5 IP)
Walks (Low) (Min. 5 IP)

2023 GAME-BY-GAME STATS

Date	Opponent	GS	IP	H	R	ER	BB	SO	2B	3B	HR	WP	BK	HBP	IBB	Score	W-L	Sv	ERA	NP
Feb 11	vs Purdue - Fort Wavn	0	2.0	3	0	0	0	0	0	0	0	0	0	0	0	9-0	0-0	0	0.00	20
Totals		0	2.0	3	0	0	0	0	0	0	0	0	0	0	0	9-0	0-0	0	0.00	-



LYNDSEY GREIN (Grine)

Freshman | 5-7
RHP | R/R

Lincoln-Way Central HS
Mokena, Ill.

Major: Consumer Studies

18

CAREER HIGHS

Innings (High) 7.0, 3x, last vs. East Carolina (2/10/23)
Strikeouts (High) 9 at UNCW (2/9/23)
Hits (Low) (Min. 5 IP) 1 vs. East Carolina (2/10/23)
Runs (Low) (Min. 5 IP) 1 at UNCW (2/9/23)
Earned Runs (Low) (Min. 5 IP) 0 vs. East Carolina (2/10/23)
Walks (Low) (Min. 5 IP) 1 vs. UNCW (2/9/23)

2023 GAME-BY-GAME STATS

Date	Opponent	Pos	AB	R	H	RBI	2B	3B	HR	BB	SB	CS	HBP	SAC	SF	GDP	K	PO	A	E	Avg	
Feb 9	at UNCW	*P	0	0	0	0	0	0	0	0	0	0	0	0	0	0	0	0	2	0	0	.000
Feb 10	vs East Carolina	*P	0	0	0	0	0	0	0	0	0	0	0	0	0	0	0	0	1	0	0	.000
Totals		*P	0	0	0	0	0	0	0	0	0	0	0	0	0	0	0	0	1	2	0	.000

On base pct. .000 • Slugging pct. .000

#18 Lyndsey Grein - 2 appearances (All games)

Date	Opponent	GS	IP	H	R	ER	BB	SO	2B	3B	HR	WP	BK	HBP	IBB	Score	W-L	Sv	ERA	NP
Feb 9	at UNCW	*	7.0	4	1	1	1	9	1	1	0	0	0	0	0	5-1	1-0	0	1.00	105
Feb 10	vs East Carolina	*	7.0	1	2	0	2	2	0	0	0	0	0	0	0	4-2	2-0	0	0.50	79
Totals		2	14.0	5	3	1	3	11	1	1	0	0	0	0	0	9-3	2-0	0	0.50	-





MADISON HANSON

Junior | 5-11
IF | R/R

Isle of Wight Academy
Smithfield, Va.

Major: Agriculture and Life Sciences

19

CAREER HIGHS

Hits 2 vs. Iowa (2/7/20)
Runs 1 vs. North Carolina A&T (2/22/20)
RBIs 2 vs. Iowa (2/7/20)
HRs
Walks 1, 4x, last vs. Longwood [2] (4/7/21)
Stolen Bases
Hitting Streak 2 games (2/7/20 - 2/8/20)

2023 GAME-BY-GAME STATS

Date	Opponent	Pos	AB	R	H	RBI	2B	3B	HR	BB	CS	HBP	SAC	SF	GDP	K	PO	A	E	Avg
Feb 9	vs East Carolina	ph/dh	1	0	0	0	0	0	0	0	0	0	0	0	0	0	0	0	0	.000
Feb 10	at UNCW	ph	1	0	1	0	1	0	0	0	0	0	0	0	0	0	0	0	0	.500
Totals		Ogs	2	0	1	0	1	0	0	0	0	0	0	0	0	0	0	0	0	.500

On base pct. .500 • Slugging pct. 1.000



TRINITY MARTIN

Freshman | 5-8
OF | L/R

Halifax County HS
Nathalie, Va.

Major: Human Development

20

CAREER HIGHS

Hits
Runs
RBIs
HRs
Walks
Stolen Bases
Hitting Streak





KELSEY BROWN

Senior | 5-6
OF | L/R

Battlefield HS / JMU
Haymarket, Va.

Major: Business Administration

21

- 2022 All-ACC Third Team
- 2022 All-ACC Academic Team
- 2022 Preseason All-ACC
- 2022 Extra Inning Softball Extra Elite 100
- 2021 NFCA All Mid-Atlantic First Team
- 2021 Second-Team All-ACC
- 2021 VaSID First Team All-State
- 2020 VaSID Second Team All-State

CAREER HIGHS

Hits 3, 12x, last vs. North Carolina (3/18/22)
 Runs 3, 3x, last vs. North Carolina (3/18/22)
 RBIs 4, 2x, last vs. North Carolina (3/18/22)
 HRs 1, 2x, last vs. North Carolina (3/18/22)
 Walks 2 vs. No. 13/14 Florida State (2/21/21)
 Stolen Bases 3 vs. Georgia Tech [2] (4/17/21)
 Hitting Streak 14 games (2/21/20 – 3/11/20)

2023 GAME-BY-GAME STATS

Date	Opponent	Pos	AB	R	H	RBI	2B	3B	HR	BB	SB	CS	HBP	SAC	SF	GDP	K	PO	A	E	Avg
Feb 9	vs East Carolina	of	2	0	1	2	0	0	0	0	0	0	0	0	0	0	0	0	0	0	.500
Feb 9	at UNCW	of	3	1	0	0	0	0	0	0	1	0	0	0	0	0	1	0	1	0	.200
Feb 10	at UNCW	of	3	0	0	0	0	0	0	0	0	0	0	0	0	0	0	0	1	0	.125
Feb 10	vs East Carolina	pr/of	0	0	0	0	0	0	0	0	0	0	0	0	0	0	0	0	1	0	.125
Feb 11	vs Purdue - Fort Wavn	of	0	0	0	0	0	0	0	0	0	0	0	0	0	0	0	0	1	0	.125
Totals		Sgs	8	1	1	2	0	0	0	0	1	0	0	0	0	0	1	3	1	0	.125

On base pct. .125 • Slugging pct. .125



MAIJA LOUKO (MAI-ah LOO-koh)

Junior | 5-7
IF | R/R

South Lakes HS
Reston, Va.

Major: Business Information
Technology

22

CAREER HIGHS

Hits
 Runs 1, 19x, last vs. Florida (5/27/22)
 RBIs
 HRs
 Walks 1 vs. Longwood [2] (4/7/21)
 Stolen Bases 1, 3x, last vs. Miami (OH) (5/21/22)
 Hitting Streak

2023 GAME-BY-GAME STATS

Date	Opponent	Pos	AB	R	H	RBI	2B	3B	HR	BB	SB	CS	HBP	SAC	SF	GDP	K	PO	A	E	Avg
Feb 9	at UNCW	of	0	0	0	0	0	0	0	0	0	0	0	0	0	0	0	0	0	0	.000
Totals		Ogs	0	0	0	0	0	0	0	0	0	0	0	0	0	0	0	0	0	0	.000

On base pct. .000 • Slugging pct. .000





MORGAN OVERAITIS (Over-EYE-tis)

Senior | 5-4
OF | L/R

Salem HS / Michigan
Canton, Mich.

Major: Public Health

24

2022 All-ACC Second Team
2022 All-ACC Academic Team

CAREER HIGHS

Hits 3, 2x, last vs. Miami OH (2/26/22)
Runs 2, 7x, last vs. East Carolina (2/9/23)
RBIs 3, 3x, last vs. Liberty (5/3/22)
HRs 1, 8x, last vs. Liberty (5/3/22)
Walks 2 vs. Virginia (5/16/22)
Stolen Bases 1, 6x, last vs. Syracuse [Game 1] (3/11/22)
Hitting Streak 6 games, 2x, last (4/24/22 - 5/12/22)

2023 GAME-BY-GAME STATS

Date	Opponent	Pos	AB	R	H	RBI	2B	3B	HR	BB	SB	CS	HBP	SAC	SF	GDP	K	PO	A	E	Avg
Feb 9	vs East Carolina	*of	3	2	2	0	1	0	0	0	0	0	0	0	0	0	0	1	0	0	.667
Feb 10	at UNCW	*of	4	0	0	0	0	0	0	0	0	0	0	0	0	0	0	0	0	0	.250
Feb 10	vs East Carolina	*of	2	0	0	0	0	0	1	0	0	0	0	0	0	0	0	1	0	0	.222
Feb 11	vs Purdue - Fort Wayn	*of	2	0	0	1	0	0	0	0	0	0	0	0	0	0	0	0	0	0	.182
Totals		4gs	11	2	2	1	1	0	0	0	0	0	0	0	0	0	0	2	0	0	.182

On base pct. .308 • Slugging pct. .273



EMMA LEMLEY

Sophomore | 5-6
RHP | R/R

Jefferson Forest HS
Forest, Va.

Major: Sports Media & Analytics

27

2023 USA Softball Top 50 Watch List for Player of the Year
2023 Preseason All-ACC Team
2022 NFCA/Schutt Sports National Freshman of the Year Top 3 Finalist
2022 NFCA Mid-Atlantic Region Second Team
2022 All-ACC Academic Team
2022 ACC Freshman of the Year
2022 All-ACC First Team
2022 ACC All-Freshman Team
2022 VaSID Freshman of the Year
2022 VaSID First Team
2022 ACC Pitcher of the Week (3/9, 3/29, 4/26)

CAREER HIGHS

Innings 7.0, 10x, last at UNCW (2/10/23)
Strikeouts 16, last vs. Syracuse [Game 2] (3/11/22)
Hits (Low) (Min. 5 IP) 0 at Longwood [Game 1] (3/22/22)
Runs (Low) (Min. 5 IP) 0, 8x, last at UNCW (2/10/23)
Earned Runs (Low) (Min. 5 IP) 0, 8x, last at UNCW (2/10/23)
Walks (Low) (Min. 5 IP) 0, 5x, last at UNCW (2/10/23)
Number of Pitches (High) 137 vs. Virginia (4/15/22)

2023 GAME-BY-GAME STATS

Date	Opponent	Pos	AB	R	H	RBI	2B	3B	HR	BB	SB	CS	HBP	SAC	SF	GDP	K	PO	A	E	Avg	
Feb 9	vs East Carolina	*p	0	0	0	0	0	0	0	0	0	0	0	0	0	0	0	0	0	1	0	.000
Feb 10	at UNCW	*p	0	0	0	0	0	0	0	0	0	0	0	0	0	0	0	0	0	1	0	.000
Totals		2gs	0	0	0	0	0	0	0	0	0	0	0	0	0	0	0	0	0	2	0	.000

On base pct. .000 • Slugging pct. .000

#27 Emma Lemley - 2 appearances (All games)

Date	Opponent	GS	IP	H	R	ER	BB	SO	2B	3B	HR	WP	BK	HBP	IBB	Score	W-L	Sv	ERA	NP
Feb 9	vs East Carolina	*	5.0	4	0	0	1	7	0	0	0	0	0	1	0	8-0	1-0	0	0.00	92
Feb 10	at UNCW	*	7.0	1	0	0	9	0	0	0	0	0	0	0	0	6-0	2-0	0	0.00	77
Totals		2	12.0	5	0	0	16	0	0	0	0	0	0	1	0	14-0	2-0	0	0.00	





GRACE CHAVEZ (SHAW-vez)

Senior | 5-9
C | R/R

West Career & Technical Academy
Las Vegas, Nev.

Major: English

28

CAREER HIGHS

Hits 2, 7x, last at George Washington (3/10/20)
Runs 2, 2x, last at George Washington (3/10/20)
RBIs 3, 3x, last vs. No. 13/14 Florida State [2] (2/20/21)
HRs 2 at George Washington (3/10/20)
Walks 2, 2x, last vs. No. 21/23 Northwestern (2/22/20)
Stolen Bases
Hitting Streak 11 games (3/16/19 - 4/6/19)

2023 GAME-BY-GAME STATS

Date	Opponent	Pos	AB	R	H	RBI	2B	3B	HR	BB	CS	HBP	SAC	SF	GDP	K	PO	A	E	Avg
Feb 9	vs East Carolina	ph	1	0	1	0	0	0	0	0	0	0	0	0	0	0	0	0	0	1.000
Feb 9	at UNCW	dh	4	0	0	0	0	0	0	0	0	0	0	0	0	2	0	0	0	.200
Totals		1gs	5	0	1	0	0	0	0	0	0	0	0	0	0	2	0	0	0	.200

On base pct. .200 • Slugging pct. .200



RACHEL CASTINE (Cas-TEEN)

Sophomore | 5-7
U | R/R

Greenbrier Christian Academy
Chesapeake, Va.

Major: Psychology

44

CAREER HIGHS

Hits 1, 4x, last vs. East Carolina (2/10/23)
Runs 2 at Longwood [Game 2] (3/22/22)
RBIs 3 at Longwood [Game 2] (3/22/22)
HRs 1 at Longwood [Game 2] (3/22/22)
Walks 1, 3x, last at UNCW (2/9/23)
Stolen Bases
Hitting Streak 2 games, 2x, last (2/9/23 - 2/10/23)

2023 GAME-BY-GAME STATS

Date	Opponent	Pos	AB	R	H	RBI	2B	3B	HR	BB	CS	HBP	SAC	SF	GDP	K	PO	A	E	Avg
Feb 9	at UNCW	1st	2	1	1	0	1	0	0	1	0	0	0	0	0	0	1	1	0	.500
Feb 10	vs East Carolina	3b	3	1	1	0	0	0	0	0	0	0	0	0	0	1	0	1	1	.400
Totals		2gs	5	2	2	0	1	0	0	1	0	0	0	0	0	1	1	2	1	.400

On base pct. .500 • Slugging pct. .600





BRE PECK

Sophomore | 5-10
U | R/R

Spring-Ford HS
Royersford, Pa.

Major: University Studies

88

2022 NFCA Mid-Atlantic Region First Team
2022 All-ACC Second Team
2022 ACC All-Freshman Team
2022 VaSID First Team

CAREER HIGHS

Hits 4 at UCF (4/4/22)
Runs 3, 2x, last vs. Florida State (4/9/22)
RBIs 4 vs. Syracuse (3/13/22)
HRs 2 vs. Syracuse (3/13/22)
Walks 1, 12x, last vs. Purdue Fort Wayne (2/11/23)
Stolen Bases 1, 3x, last vs. Saint Francis (5/20/22)
Hitting Streak 6 games (5/3/22 - 5/21/22)

Innings (High) 3.0 vs Purdue Fort Wayne (2/11/23)
Strikeouts (High) 1 vs. Purdue Fort Wayne (2/11/23)
Hits (Low) (Min. 5 IP)
Runs (Low) (Min. 5 IP)
Earned Runs (Low) (Min. 5 IP)
Walks (Low) (Min. 5 IP)

2023 GAME-BY-GAME STATS

Date	Opponent	Pos	AB	R	H	RBI	2B	3B	HR	BB	SB	CS	HBP	SAC	SF	GDP	K	PO	A	E	Avg	
Feb 9	vs East Carolina	*3b	2	2	1	3	0	0	1	1	0	0	0	0	0	0	0	0	2	0	0	.500
Feb 9	at UNCW	*3b	4	1	2	0	0	0	0	0	0	1	0	0	0	0	1	0	1	0	0	.250
Feb 10	at UNCW	*of/3b	4	2	2	1	0	0	1	0	0	0	0	0	0	0	2	2	0	0	0	.500
Feb 10	vs East Carolina	*of	4	0	1	0	0	0	0	0	0	0	0	0	0	0	1	5	0	0	0	.429
Feb 11	vs Purdue - Fort Wavn	*of	2	1	0	0	0	0	1	0	0	0	0	0	0	0	0	0	0	0	0	.375
Totals		Sgs	16	6	6	4	0	0	2	2	0	1	0	0	0	0	4	7	3	0	0	.375

On base pct. .444 • Slugging pct. .750

#88 Bre Peck - 1 appearance (All games)

Date	Opponent	GS	IP	H	R	ER	BB	SO	2B	3B	HR	WP	BK	HBP	IBB	Score	W-L	Sv	ERA	NP
Feb 11	vs Purdue - Fort Wavn	1	3.0	2	0	0	0	1	0	0	0	0	0	0	0	9-0	1-0	0	0.00	42
Totals		1	3.0	2	0	0	0	1	0	0	0	0	0	0	0	9-0	1-0	0	0.00	42



EMMA RITTER

Junior | 5-9
OF | R/R

John Carroll HS
Perryville, Md.

Major: Agribusiness Management

90

2023 USA Softball Top 50 Watch List for Player of the Year
2023 Preseason All-ACC Team
2022 NFCA Third Team All-American
2022 NFCA Mid-Atlantic Region First Team
2022 All-ACC First Team
2022 VaSID Player of the Year
2022 VaSID First Team

CAREER HIGHS

Hits 3, 7x, last vs. Purdue Fort Wayne (2/11/23)
Runs 3, 3x, last vs. Purdue Fort Wayne (2/11/23)
RBIs 4, 2x, last vs. Syracuse [Game 1] (3/11/22)
HRs 2 vs. Florida (5/27/22)
Walks 2, 4x, last vs. Louisville (4/22/22)
Stolen Bases 2, 6x, last vs. Saint Francis (5/20/22)
Hitting Streak 7 games (3/22/22 - 4/4/22)

2023 GAME-BY-GAME STATS

Date	Opponent	Pos	AB	R	H	RBI	2B	3B	HR	BB	SB	CS	HBP	SAC	SF	GDP	K	PO	A	E	Avg	
Feb 9	vs East Carolina	*of	3	0	0	0	0	0	0	0	0	0	0	0	0	0	0	0	1	0	0	.000
Feb 9	at UNCW	*of	4	1	2	2	1	0	1	0	0	0	0	0	0	0	0	0	0	0	0	.250
Feb 10	at UNCW	*of	3	1	2	0	1	0	0	0	0	0	0	0	0	0	0	0	1	0	0	.400
Feb 10	vs East Carolina	*of	4	1	1	1	0	1	0	0	0	0	0	0	0	0	0	0	0	1	0	.357
Feb 11	vs Purdue - Fort Wavn	*of	3	3	3	1	0	0	1	0	1	0	0	0	0	0	0	0	0	0	0	.471
Totals		Sgs	17	6	8	4	2	1	2	0	1	0	0	0	0	0	0	0	3	0	0	.471

On base pct. .471 • Slugging pct. 1.059





CAMERON FAGAN (Faye-gin)

Junior | 5-8
IF | L/R

Dunnellon HS
Dunnellon, Fla.

Major: Agribusiness Management

97

- 2023 Preseason All-ACC Team
- 2022 NFCA Mid-Atlantic Region First Team
- 2022 All-ACC Second Team
- 2022 VaSID First Team
- 2022 Preseason All-ACC
- NFCA All Mid-Atlantic First Team
- Second-Team All-ACC
- ACC All-Freshman
- Schutt Sports/NFCA Division I Freshman of the Year Top 30
- 2021 VaSID First Team All-State

CAREER HIGHS

- Hits 4, 3x, last at Liberty (4/12/22)
- Runs 3, 4x, last vs. Miami OH (2/26/22)
- RBI 3 vs. Liberty (5/3/22)
- HRs 1, 12x, last at UNCW (2/9/23)
- Walks 2, 4x, last vs. Purdue Fort Wayne (2/11/23)
- Stolen Bases 2, 2x, last vs. Pitt [2] (3/20/21)
- Hitting Streak 14 games (3/13/21 - 5/1/21)

2023 GAME-BY-GAME STATS

Date	Opponent	Pos	AB	R	H	RBI	2B	3B	HR	BB	SB	CS	HBP	SAC	SF	GDP	K	PO	A	E	Avg
Feb 9	vs East Carolina	*2b	2	1	0	0	0	0	0	1	0	0	0	0	0	0	0	1	0	0	.000
Feb 9	at UNCW	*2b	4	1	2	2	0	0	1	0	0	0	0	0	0	0	0	1	3	0	.333
Feb 10	at UNCW	*2b	4	0	2	2	1	0	0	0	0	0	0	0	0	0	0	1	3	0	.400
Feb 10	vs East Carolina	*2b	3	0	0	0	0	0	1	0	0	0	0	0	0	0	0	2	3	0	.306
Feb 11	vs Purdue - Fort Wayn	*2b	1	2	1	1	1	0	2	0	0	0	0	0	0	0	0	1	4	0	.357
Totals		5gs	14	4	5	5	2	0	1	4	0	0	0	0	0	0	1	8	10	0	.357

On base pct. .500 • Slugging pct. .714



NCAA STATS

Batting Average (242 ranked)		31	3	0.346	Arizona	0.520	Clemson	0.445
Double Plays per Game (152 ranked)		55	5	0.40	App State	1.50	Boston College	0.80
Doubles (215 ranked)		21	2	9	Clemson	16	Clemson	16
Doubles per Game (223 ranked)		28	2	1.80	Clemson	3.20	Clemson	3.20
Earned Run Average (242 ranked)		7	1	0.23	Western Caro. Charleston So. Indiana St.	0.00 0.00 0.00	Virginia Tech	0.23
Fielding Percentage (242 ranked)		69	5	0.977	12 teams tied	1.000	Georgia Tech	0.991
Hit Batters (196 ranked)		1	1	1	53 teams tied	1	4 teams tied	1
Home Runs per game (173 ranked)		17	3	1.60	Arkansas	2.20	Clemson Virginia	1.80 1.80
On Base Percentage (242 ranked)		44	4	0.414	Arizona	0.587	Clemson	0.512
Scoring (239 ranked)		36	3	6.40	Florida	13.67	Clemson	8.80
Shutouts (37 ranked)		7	1	3	6 teams tied	4	Louisville Virginia Tech	3 3
Slugging Percentage (242 ranked)		12	2	0.624	Georgia	0.806	Clemson	0.759
Stolen Bases per Game (217 ranked)		107	8	1.00	USC Upstate	5.67	Pittsburgh	2.75
Strikeout-to-Walk Ratio (241 ranked)		12	1	7.00	North Texas	30.00	Virginia Tech	7.00
Triple Plays (0 ranked)								
Triples per Game (125 ranked)		33	5	0.40	UC Santa Barbara	1.25	Florida St. Louisville Virginia	0.60 0.60 0.60
WL Percentage (203 ranked)		1	1	1.000	37 teams tied	1.000	Clemson Virginia Tech	1.000 1.000
Walks (28 ranked)					Arkansas	31	Clemson	21
Batting Average (96 ranked)	Jayne Bailey	14	2	0.714	Gabby Moser, South Dakota Anna Hazlewood, UT Martin Kaili Phillips, Chattanooga	1.000 1.000 1.000	JoJo Hyatt, Clemson	0.778
Caught Stealing By (26 ranked)					Makenzie Macfarlane, Utah St. Isabella Perez, FIU Olivia Robison, Idaho St.	5 5 5	Sam Booe, Louisville Elana Ornelas, Louisville	2 2
Doubles (7 ranked)					Lauren Lucas, Wichita St.	6	Valerie Cagle, Clemson	4
Doubles Per Game (126 ranked)	Cameron Fagan Emma Ritter	126 126	8 8	0.40 0.40	Kailey Wilson, Creighton	1.25	Valerie Cagle, Clemson	0.80
Earned Run Average (150 ranked)	Emma Lemley Lyndsey Grein	1 103	1 12	0.00 0.50	99 players tied	0.00	11 players tied	0.00
Hit Batters (0 ranked)								
Hit by Pitch per Game (138 ranked)					4 players tied	1.00	Macy Hamilton, Pittsburgh	0.67
Hits (135 ranked)	Jayne Bailey Emma Ritter Bre Peck	7 35 135	1 3 10	10 8 6	Sydney McKinney, Wichita St.	14	Jayne Bailey, Virginia Tech Valerie Cagle, Clemson	10 10
Hits Allowed Per Seven Innings (139 ranked)	Lyndsey Grein Emma Lemley	46 63	9 11	2.50 2.92	Sam Landry, Louisiana	0.78	Eden Bigham, Virginia	1.27
Home Runs (92 ranked)	Addy Greene Bre Peck Emma Ritter Jayne Bailey Cameron Fagan	19 19 19 92 92	3 3 3 9 9	3 2 2 1 1	Maya Brady, UCLA Jayda Kearney, Georgia Taylor Pleasants, LSU	4 4 4	M.C. Eaton, Virginia Caroline Jacobsen, Clemson	3 3
Home Runs Per Game (83 ranked)	Addy Greene Bre Peck Emma Ritter	26 44 44	3 4 4	0.50 0.40 0.40	Annalia Paoli, Ohio	1.00	M.C. Eaton, Virginia Caroline Jacobsen, Clemson	0.60 0.60
Innings Pitched (28 ranked)					Chloe Wendling, Saint Louis	22.0		
On Base Percentage (144 ranked)	Jayne Bailey	23	2	0.733	Anna Hazlewood, UT Martin Gabby Moser, South Dakota Kaili Phillips, Chattanooga	1.000 1.000 1.000	JoJo Hyatt, Clemson	0.800
RBI's (24 ranked)					Carlie Scupin, Arizona	14	JoJo Hyatt, Clemson	8
Runs Batted In Per Game (148 ranked)	Addy Greene	102	5	1.25	Gabby Moser, South Dakota	5.00	JoJo Hyatt, Clemson	2.00
Runs per Game (118 ranked)	Bre Peck Emma Ritter	90 90	5 5	1.20 1.20	Jasmine Perezchica, Arizona	2.20	Angel Jasso, Syracuse Ryan Starr, Syracuse	1.67 1.67
Sacrifice Bunts per game (106 ranked)					5 players tied	1.00	Bri Stubbs, North Carolina	0.50
Sacrifice Flies (15 ranked)	Addy Greene	15	2	1	14 players tied	2	Kyah Keller, Clemson	2
Saves (8 ranked)					7 players tied	2	Eden Bigham, Virginia	2
Shutouts (7 ranked)	Emma Lemley	2	1	2	Courtney Wallace, Nebraska	3	Emma Lemley, Virginia Tech	2
Slugging Percentage (262 ranked)	Jayne Bailey Emma Ritter Addy Greene Bre Peck Cameron Fagan	36 52 55 177 210	4 6 7 16 21	1.143 1.059 1.000 0.750 0.714	Katie Whittaker, St. John's (NY) Presley Williamson, Chattanooga	2.000 2.000	Caroline Jacobsen, Clemson	1.308
Stolen Bases (87 ranked)	Jayne Bailey	87	5	2	Chelie Senini, Nevada	9	Bailey Drapola, Pittsburgh	5
Stolen Bases Per Game (108 ranked)					Chelie Senini, Nevada	1.80	Bailey Drapola, Pittsburgh	1.25
Strikeout-to-Walk Ratio (150 ranked)	Emma Lemley	58	5	16.00	51 players tied	0.00	4 players tied	0.00
Strikeouts (133 ranked)	Emma Lemley Lyndsey Grein	47 108	3 11	16 11	Maddie Penta, Auburn	31	Blake Neleman, Georgia Tech	19
Strikeouts Per Seven Innings (150 ranked)	Emma Lemley	72	6	9.3	Hailey McLean, Utah St.	15.8	Makenna Reid, Florida St.	12.8
Total Bases (141 ranked)	Emma Ritter Jayne Bailey Bre Peck Cameron Fagan	7 20 65 141	2 4 9 14	18 16 12 10	Maya Brady, UCLA	25	Valerie Cagle, Clemson	20
Toughest to Strike Out (119 ranked)	Cameron Fagan	81	7	14.0	Leah Polson, UC Davis	21.0	Nicole Giery, Boston College	18.0
Triples (12 ranked)	Jayne Bailey Emma Ritter	12 12	1 1	1	11 players tied	2	17 players tied	1
Triples Per Game (72 ranked)	Jayne Bailey Emma Ritter	72 72	9 9	0.20 0.20	Kindall DeRamus, Alabama St. Kaci Fuller, UT Martin	1.00 1.00	8 players tied	0.25
Victories (12 ranked)	Lyndsey Grein Emma Lemley	12 12	1 1	2	11 players tied	3	10 players tied	2
Walks Allowed Per Seven Innings (148 ranked)	Emma Lemley	64	6	0.58	51 players tied	0.00	4 players tied	0.00
Walks Per Game (109 ranked)	Kylie Aldridge	19	2	1.25	Gracie Prince, Charleston So.	2.00	Madison Knight, Syracuse	1.67



SEASON STATS



VT Softball Overall Statistics for Virginia Tech (as of Feb 11, 2023) (All games Sorted by Batting avg)

Record: 5-0 Home: 0-0 Away: 2-0 Neutral: 3-0 Conference: 2-0

Player	avg	gp-gs	ab	r	h	2b	3b	hr	rbi	tb	slg%	bb	hp	so	gdp	ob%	sf	sh	sb-att	po	a	e	fld%
2 Jayme Bailey	.714	5-5	14	3	10	1	1	1	5	16	1.143	0	1	0	0	.733	0	0	2-2	31	2	0	1.000
19 Madison Hanson	.500	2-0	2	0	1	1	0	0	0	2	1.000	0	0	0	0	.500	0	0	0-0	0	0	0	.000
90 Emma Ritter	.471	5-5	17	6	8	2	1	2	4	18	1.059	0	0	0	0	.471	0	0	1-1	3	0	0	1.000
7 Teagan Thrunck	.455	4-4	11	3	5	0	0	0	2	5	.455	1	0	2	0	.500	0	0	1-1	3	6	2	.818
44 Rachel Castine	.400	2-2	5	2	2	1	0	0	0	3	.600	1	0	1	0	.500	0	0	0-0	1	2	1	.750
88 Bre Peck	.375	5-5	16	6	6	0	0	2	4	12	.750	2	0	4	0	.444	0	0	0-1	7	3	0	1.000
97 Cameron Fagan	.357	5-5	14	4	5	2	0	1	5	10	.714	4	0	1	0	.500	0	0	0-0	8	10	0	1.000
6 Addy Greene	.333	4-3	9	2	3	0	0	2	5	9	1.000	0	0	0	0	.300	1	0	0-0	4	3	0	1.000
28 Grace Chavez	.200	2-1	5	0	1	0	0	0	0	1	.200	0	0	2	0	.200	0	0	0-0	0	0	0	.000
24 Morgan Overaitis	.182	4-4	11	2	2	1	0	0	1	3	.273	2	0	0	0	.308	0	0	0-0	2	0	0	1.000
11 Kylie Aldridge	.143	4-4	7	1	1	1	0	0	0	2	.286	5	0	0	0	.500	0	0	0-0	20	1	0	1.000
16 Meredith Slaw	.125	3-3	8	1	1	0	0	0	0	1	.125	0	1	0	0	.222	0	0	0-0	0	0	0	.000
21 Kelsey Brown	.125	5-3	8	1	1	0	0	0	2	1	.125	0	0	1	0	.125	0	0	1-1	3	1	0	1.000
8 Kelsey Bennett	.000	2-2	3	0	0	0	0	0	1	0	.000	0	0	1	0	.000	1	0	0-0	8	0	0	1.000
12 Shanan Hester	.000	1-0	1	0	0	0	0	0	0	0	.000	0	0	0	0	.000	0	0	0-0	0	0	0	.000
15 Emma Yates	.000	2-0	1	1	0	0	0	0	0	0	.000	0	0	0	0	.000	0	0	0-0	2	0	0	1.000
14 Emma Jackson	.000	1-0	1	0	0	0	0	0	0	0	.000	0	0	0	0	.000	0	0	0-0	0	0	0	.000
17 Molly Jacobson	.000	1-0	0	0	0	0	0	0	0	0	.000	0	0	0	0	.000	0	0	0-0	0	0	0	.000
5 Jenna Pearson	.000	1-0	0	0	0	0	0	0	0	0	.000	0	0	0	0	.000	0	0	0-0	0	0	0	.000
18 Lyndsey Grein	.000	2-2	0	0	0	0	0	0	0	0	.000	0	0	0	0	.000	0	0	0-0	1	2	0	1.000
22 Maija Louko	.000	1-0	0	0	0	0	0	0	0	0	.000	0	0	0	0	.000	0	0	0-0	0	0	0	.000
27 Emma Lemley	.000	2-2	0	0	0	0	0	0	0	0	.000	0	0	0	0	.000	0	0	0-0	0	2	0	1.000
Totals	.346	5	133	32	46	9	2	8	29	83	.624	15	2	12	0	.414	2	0	5-6	93	32	3	.977
Opponents	.140	5	107	3	15	1	1	0	1	18	.168	4	1	28	0	.177	1	2	0-0	90	27	6	.951

LOB - Team (30), Opp (19). DPs turned - Team (2), Opp (2).

(All games Sorted by Earned run avg)

Player	era	w-l	app	gs	cg	sho	sv	ip	h	r	er	bb	so	2b	3b	hr	b/avg	wp	hp	bk	sfa	sha
27 Emma Lemley	0.00	2-0	2	2	2	2/0	0	12.0	5	0	0	1	16	0	0	0	.122	0	1	0	0	0
88 Bre Peck	0.00	1-0	1	1	0	0/1	0	3.0	2	0	0	0	1	0	0	0	.182	0	0	0	0	0
17 Molly Jacobson	0.00	0-0	1	0	0	0/1	0	2.0	3	0	0	0	0	0	0	0	.375	0	0	0	0	0
18 Lyndsey Grein	0.50	2-0	2	2	2	0/0	0	14.0	5	3	1	3	11	1	1	0	.106	0	0	0	1	2
Totals	0.23	5-0	5	5	4	3/1	0	31.0	15	3	1	4	28	1	1	0	.140	0	1	0	1	2
Opponents	6.07	0-5	5	5	2	0/0	0	30.0	46	32	26	15	12	9	2	8	.346	0	2	0	2	0

Player	c	po	a	e	fld%	dp	sba	csb	sba%	pb	ci
2 Jayme Bailey	33	31	2	0	1.000	2	0	0	.000	0	0
11 Kylie Aldridge	21	20	1	0	1.000	0	0	0	.000	0	0
97 Cameron Fagan	18	8	10	0	1.000	1	0	0	.000	0	0
88 Bre Peck	10	7	3	0	1.000	0	0	0	.000	0	0
8 Kelsey Bennett	8	8	0	0	1.000	0	0	0	.000	0	0
6 Addy Greene	7	4	3	0	1.000	1	0	0	.000	0	0
21 Kelsey Brown	4	3	1	0	1.000	0	0	0	.000	0	0
18 Lyndsey Grein	3	1	2	0	1.000	0	0	0	.000	0	0
90 Emma Ritter	3	3	0	0	1.000	0	0	0	.000	0	0
27 Emma Lemley	2	0	2	0	1.000	0	0	0	.000	0	0
24 Morgan Overaitis	2	2	0	0	1.000	0	0	0	.000	0	0
15 Emma Yates	2	2	0	0	1.000	0	0	0	.000	0	0
7 Teagan Thrunck	11	3	6	2	.818	1	0	0	.000	0	0
44 Rachel Castine	4	1	2	1	.750	0	0	0	.000	0	0
22 Maija Louko	0	0	0	0	.000	0	0	0	.000	0	0
19 Madison Hanson	0	0	0	0	.000	0	0	0	.000	0	0
5 Jenna Pearson	0	0	0	0	.000	0	0	0	.000	0	0
28 Grace Chavez	0	0	0	0	.000	0	0	0	.000	0	0
16 Meredith Slaw	0	0	0	0	.000	0	0	0	.000	0	0
14 Emma Jackson	0	0	0	0	.000	0	0	0	.000	0	0
12 Shanan Hester	0	0	0	0	.000	0	0	0	.000	0	0
17 Molly Jacobson	0	0	0	0	.000	0	0	0	.000	0	0
Totals	128	93	32	3	.977	2	0	0	.000	0	0
Opponents	123	90	27	6	.951	2	5	1	.833	0	0



SITUATIONAL STATS



VT Softball Batting Analysis for Virginia Tech (as of Feb 12, 2023) (All games Sorted by Player Name)

Player	vs left			vs right			w/runners			w/bases empty			w/bases loaded			as leadoff			fly out	gnd out	fly/gnd
	h	ab	avg	h	ab	avg	h	ab	avg	h	ab	avg	h	ab	avg	h	ab	avg			
11 Kylie Aldridge	0	1	.000	1	6	.167	1	2	.500	0	5	.000	0	0	.000	1	2	.500	5	1	5.0
2 Jayme Bailey	3	4	.750	7	10	.700	6	7	.857	4	7	.571	0	0	.000	2	5	.400	2	2	1.0
8 Kelsey Bennett	0	0	.000	0	3	.000	0	3	.000	0	0	.000	0	0	.000	0	0	.000	2	0	99.9
21 Kelsey Brown	0	0	.000	1	8	.125	1	5	.200	0	3	.000	1	1	1.000	0	1	.000	2	3	0.7
44 Rachel Castine	1	3	.333	1	2	.500	1	3	.333	1	2	.500	0	1	.000	0	0	.000	2	0	99.9
28 Grace Chavez	1	1	1.000	0	4	.000	1	2	.500	0	3	.000	0	0	.000	0	2	.000	2	0	99.9
97 Cameron Fagan	0	5	.000	5	9	.556	4	7	.571	1	7	.143	0	1	.000	0	1	.000	5	3	1.7
6 Addy Greene	1	3	.333	2	6	.333	1	4	.250	2	5	.400	0	0	.000	0	0	.000	4	3	1.3
19 Madison Hanson	0	0	.000	1	2	.500	0	0	.000	1	2	.500	0	0	.000	0	1	.000	0	1	0.0
12 Shanan Hester	0	0	.000	0	1	.000	0	0	.000	0	1	.000	0	0	.000	0	1	.000	1	0	99.9
14 Emma Jackson	0	0	.000	0	1	.000	0	1	.000	0	0	.000	0	0	.000	0	0	.000	0	1	0.0
24 Morgan Overaitis	1	3	.333	1	8	.125	1	6	.167	1	5	.200	0	1	.000	2	5	.400	6	2	3.0
88 Bre Peck	1	4	.250	5	12	.417	1	6	.167	5	10	.500	0	1	.000	2	4	.500	6	0	99.9
90 Emma Ritter	1	6	.167	7	11	.636	3	7	.429	5	10	.500	0	1	.000	2	6	.333	7	2	3.5
16 Meredith Slaw	0	1	.000	0	7	.143	1	5	.200	0	3	.000	0	0	.000	0	1	.000	3	4	0.8
7 Teagan Thruk	2	4	.500	3	7	.429	3	7	.429	2	4	.500	0	2	.000	1	2	.500	1	3	0.3
15 Emma Yates	0	0	.000	0	1	.000	0	1	.000	0	0	.000	0	0	.000	0	0	.000	0	1	0.0
Totals	11	35	.314	35	98	.357	24	66	.364	22	67	.328	1	8	.125	10	31	.323	48	26	1.8
Opponents	0	0	.000	15	107	.140	4	39	.103	11	68	.162	0	0	.000	10	31	.323	32	31	1.0

Player	pinch hitting			w/runners in scoring pos			w/runner on 3rd and LT 2 out			with 2 outs			success adv runners			2- out	rnr adv	rnr lob	rch err	rch fc	kl
	h	ab	avg	h	ab	avg	rbi	ops	pct	h	ab	avg	adv	ops	pct						
11 Kylie Aldridge	0	0	.000	0	0	.000	0	0	.000	0	1	.000	3	4	.750	0	1	0	0	0	0
2 Jayme Bailey	0	0	.000	5	6	.833	0	0	.000	3	3	1.000	6	7	.857	2	0	0	0	0	0
8 Kelsey Bennett	0	0	.000	0	3	.000	1	1	1.000	0	1	.000	1	4	.250	0	2	1	1	0	0
21 Kelsey Brown	0	0	.000	1	5	.200	1	1	1.000	0	3	.000	2	5	.400	0	1	3	1	0	0
44 Rachel Castine	0	0	.000	1	2	.500	0	1	.000	0	1	.000	1	3	.333	0	0	0	0	0	0
28 Grace Chavez	1	1	1.000	1	2	.500	0	0	.000	0	1	.000	1	2	.500	0	0	1	0	0	1
97 Cameron Fagan	0	0	.000	2	5	.400	0	1	.000	4	7	.571	4	0	4	0	0	0	0	0	0
6 Addy Greene	0	0	.000	1	1	1.000	1	1	1.000	2	5	.400	2	5	.400	3	1	1	0	0	0
19 Madison Hanson	1	2	.500	0	0	.000	0	0	.000	0	0	.000	0	0	.000	0	0	0	0	0	0
12 Shanan Hester	0	1	.000	0	0	.000	0	0	.000	0	0	.000	0	0	.000	0	0	0	0	0	0
14 Emma Jackson	0	1	.000	0	1	.000	0	0	.000	0	0	.000	1	1	1.000	0	0	0	0	1	0
24 Morgan Overaitis	0	0	.000	0	2	.000	1	1	1.000	0	3	.000	3	6	.500	0	3	1	1	0	0
88 Bre Peck	0	0	.000	1	3	.333	0	0	.000	2	8	.250	2	7	.286	0	0	7	0	0	0
90 Emma Ritter	0	0	.000	1	5	.200	0	1	.000	1	4	.250	3	7	.429	1	0	5	0	0	0
16 Meredith Slaw	0	0	.000	0	3	.000	0	0	.000	0	3	.000	4	6	.667	0	2	1	0	0	0
7 Teagan Thruk	0	0	.000	3	5	.600	1	3	.333	2	4	.500	5	7	.714	1	1	3	0	1	0
15 Emma Yates	0	0	.000	0	1	.000	0	0	.000	0	1	.000	0	1	.000	0	0	1	0	0	0
Totals	2	5	.400	16	44	.364	5	10	.500	14	45	.311	38	72	.528	11	11	30	3	2	1
Opponents	0	6	.000	0	20	.000	0	3	.000	3	33	.091	15	44	.341	0	7	19	1	6	6

Success Advancing Runners = percentage of times the batter advanced at least one runner during a plate appearance
 #Rnrs Adv w/Out = TOTAL number of runners advanced when the player made an out



SITUATIONAL STATS



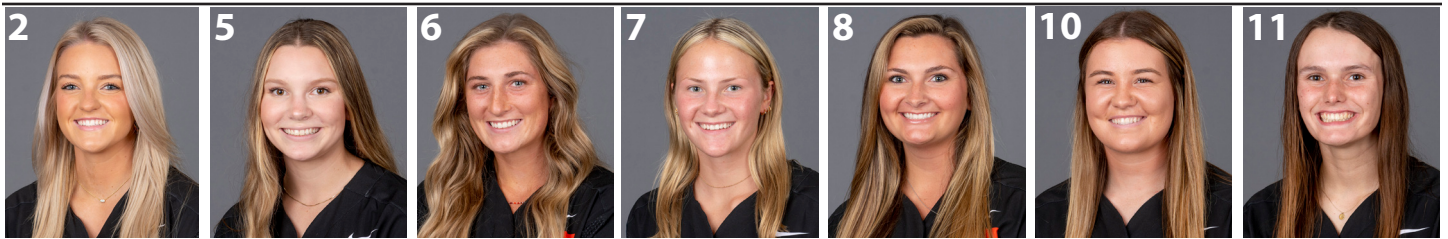
VT Softball
Pitching Analysis for Virginia Tech (as of Feb 12, 2023)
(All games Sorted by Player Name)

Player	vs left			vs right			w/runners			w/bases empty			vs leadoff			with 2 outs			fly	gnd	fly/	
	h	ab	avg	h	ab	avg	h	ab	avg	h	ab	avg	rch	ops	pct	h	ab	avg	out	out	gnd	gdp
18 Lyndsey Grein	2	14	.143	3	33	.091	2	22	.091	3	25	.120	7	14	.500	0	14	.000	17	14	1.2	0
17 Molly Jacobson	0	1	.000	3	7	.429	1	3	.333	2	5	.400	1	2	.500	2	4	.500	0	5	0.0	0
27 Emma Lemley	2	14	.143	3	27	.111	1	10	.100	4	31	.129	2	12	.167	1	13	.077	12	8	1.5	0
88 Bre Peck	0	4	.000	2	7	.286	0	4	.000	2	7	.286	0	3	.000	0	2	.000	3	4	0.8	0
Totals	4	33	.121	11	74	.149	4	39	.103	11	68	.162	10	31	.323	3	33	.091	32	31	1.0	0
Opponents	13	57	.228	33	76	.434	24	66	.364	22	67	.328	10	31	.323	14	45	.311	48	26	1.8	0

Player	app	gs	ip/app	*h/g	*r/g	*er/g	*bb/g	*so/g	k/bb	*2b/g	*3b/g	*hr/g	*fo/g	*go/g	*bf/g	sba	att	pct
18 Lyndsey Grein	2	2	7.00	2.50	1.50	0.50	1.50	5.50	3.7	0.50	0.50	0.00	8.50	7.00	26.50	0	0	.000
17 Molly Jacobson	1	0	2.00	10.50	0.00	0.00	0.00	0.00	0.0	0.00	0.00	0.00	0.00	17.50	28.00	0	0	.000
27 Emma Lemley	2	2	6.00	2.92	0.00	0.00	0.58	9.33	16.0	0.00	0.00	0.00	7.00	4.67	25.08	0	0	.000
88 Bre Peck	1	1	3.00	4.67	0.00	0.00	0.00	2.33	99.0	0.00	0.00	0.00	7.00	9.33	25.67	0	0	.000
Totals	5	5	6.20	3.39	0.68	0.23	0.90	6.32	7.0	0.23	0.23	0.00	7.23	7.00	25.97	0	0	.000
Opponents	5	5	6.00	10.73	7.47	6.07	3.50	2.80	0.8	2.10	0.47	1.87	11.20	6.07	35.47	5	6	.833

* = average based on 7-inning game





2
Jayme BAILEY
U | 5-5 | Sr.
Scott Depot, W.Va.
JAY-me

5
Jenna PEARSON
U | 5-8 | R-So.
North Stafford, Va.

6
Addy GREENE
OF | 5-9 | Jr.
Suffolk, Va.

7
Teagan THRUNK
IF | 5-8 | Fr.
Point Pleasant, N.J.
Tee-gan

8
Kelsey BENNETT
IF | 5-5 | Sr.
Buford, Ga.

10
Megan FURR
OF | 5-7 | Fr.
Centreville, Va.

11
Kylie ALDRIDGE
C | 5-11 | Fr.
Fayetteville, N.C.
All-dridge



12
Shanan Hester
UT | 5-6 | Gr.
Wendell, N.C.
Shanan (Shannon)

13
Payton LIST
P | 5-11 | Fr.
Beaver, Pa.

14
Emma JACKSON
OF | 5-8 | Fr.
Chincoteague, Va.

15
Emma YATES
C | 5-6 | Jr.
Fairfax Station, Va.

16
Meredith SLAW
IF | 5-11 | Sr.
Warsaw, Va.

17
Molly JACOBSON
P | 6-0 | R-So.
Waukee, Iowa

18
Lyndsey GREIN
P | 5-7 | Fr.
Mokena, Ill.
Grein (rhymes w/ pine)



19
Madison HANSON
IF | 5-11 | Jr.
Smithfield, Va.

20
Trinity MARTIN
OF | 5-8 | Fr.
Nathalie, Va.


21
Kelsey BROWN
OF | 5-6 | Sr.
Haymarket, Va.

22
Maija LOUKO
IF | 5-7 | Jr.
Reston, Va.
MAI-ah LOO-koh

24
Morgan OVERAITIS
OF | 5-4 | Sr.
Canton, Mich.
OH-ver-EYE-tis

27
Emma LEMLEY
P | 5-6 | So.
Forest, Va.

28
Grace CHAVEZ
C | 5-9 | Sr.
Las Vegas, Nev.
SHAW-vez



44
Rachel CASTINE
U | 5-9 | So.
Chesapeake, Va.
Cas-TEEN

88
Bre PECK
U | 5-10 | So.
Royersford, Pa.

90
Emma RITTER
OF | 5-9 | Jr.
Perryville, Md.

97
Cameron FAGAN
IF | 5-8 | Jr.
Dunnellon, Fla.
Faye-gin



Pete D'AMOUR
Head Coach
Fifth Season
Duh-More



Doug GILLIS
Assistant Coach
Fifth Season



Mike LEWIS
Assistant Coach
Third Season



Mackenzie LAWTER
Student Assistant Coach
First Season

