



Officials: Bert Smith, Tommy Morrissey, Jemel Spearman

NC State - 73

Record: 13-4 (3-3)

NO.	Name	Min	FG			Rebounds			Fouls		TP	AS	TO	ST	Blocks		+/-
			M-A	M-A	M-A	OR	DR	TOT	PF	FD					BS	BA	
21	Ebenezer Dowuona	F 23:29	1-1	0-0	0-0	1	3	4	1	0	2	0	0	0	1	0	10
23	Greg Gantt	F 37:09	0-2	0-2	1-2	4	5	9	4	2	1	1	1	2	1	0	8
0	Terquavion Smith	G 38:49	6-19	2-9	8-10	1	4	5	1	8	22	3	2	3	0	2	4
1	Jarkel Joiner	G 28:22	6-13	1-4	8-10	2	6	8	3	6	21	0	0	1	0	1	2
14	Casey Morsell	G 35:20	5-8	2-3	3-3	1	2	3	4	2	15	2	3	1	1	1	6
30	D.J. Burns Jr.	16:21	5-11	0-0	0-0	1	2	3	4	1	10	1	4	0	0	0	-6
4	LJ Thomas	10:15	1-2	0-1	0-0	1	2	3	0	1	2	0	1	0	0	0	-1
24	Ernest Ross	02:51	0-1	0-1	0-0	0	0	0	0	0	0	0	0	0	0	0	-4
10	Breon Pass	07:24	0-1	0-1	0-0	0	2	2	1	1	0	0	0	0	0	0	1
Team						1	0	1			0		0				
<b>Totals</b>			24-58	5-21	20-25	12	26	38	18	21	73	7	11	7	3	4	4

Shooting By Period		
1 <sup>st</sup> FG%	15-33	45.5%
3PT%	4-13	30.8%
FT%	2-3	66.7%
2 <sup>nd</sup> FG%	9-25	36.0%
3PT%	1-8	12.5%
FT%	18-22	81.8%
GM FG%	24-58	41.4%
3PT%	5-21	23.8%
FT%	20-25	80.0%

Dead Ball Rebounds: 3, 0

Technical Fouls: NONE

Virginia Tech - 69

Record: 11-5 (1-4)

NO.	Name	Min	FG			Rebounds			Fouls		TP	AS	TO	ST	Blocks		+/-
			M-A	M-A	M-A	OR	DR	TOT	PF	FD					BS	BA	
21	Grant Basile	F 21:47	1-8	0-5	2-4	0	3	3	4	2	4	1	1	0	1	3	3
25	Justyn Mutts	F 38:03	3-5	0-1	3-5	3	5	8	4	4	9	3	5	4	2	0	-4
2	MJ Collins	G 28:15	3-5	0-1	0-0	1	1	2	0	0	6	3	0	0	0	0	0
3	Sean Pedulla	G 40:00	5-13	1-3	8-8	1	4	5	4	7	19	4	4	1	0	0	-4
13	Darius Maddox	G 38:03	5-12	4-6	2-2	0	2	2	4	1	16	1	0	0	1	0	-5
15	Lynn Kidd	14:05	7-8	0-0	0-0	1	4	5	2	1	14	0	1	0	0	0	-3
11	John Camden	13:44	0-2	0-2	0-0	0	1	1	1	1	0	0	0	0	0	0	-4
34	Mylyjael Poteat	06:03	0-0	0-0	1-2	0	0	0	2	2	1	0	0	0	0	0	-3
Team						0	3	3			0		0				
<b>Totals</b>			24-53	5-18	16-21	6	23	29	21	18	69	12	11	5	4	3	-4

Shooting By Period		
1 <sup>st</sup> FG%	9-24	37.5%
3PT%	1-8	12.5%
FT%	3-4	75%
2 <sup>nd</sup> FG%	15-29	51.7%
3PT%	4-10	40.0%
FT%	13-17	76.5%
GM FG%	24-53	45.3%
3PT%	5-18	27.8%
FT%	16-21	76.2%

Dead Ball Rebounds: 2, 1

Technical Fouls: NONE

	Pack	Hokies
Biggest lead	14 (1 <sup>st</sup> 0:37)	0 (1 <sup>st</sup> 20:00)
Best Scoring Run	8 (1 <sup>st</sup> 16:55)	8 (2 <sup>nd</sup> 0:47)
Lead Changes	0	
Times Tied	0	
Time with Lead	39:45	00:00

Points from	Pack	Hokies
Turnovers	20	15
Paint	28	36
Second Chance	13	11
Fast Breaks	16	8
Bench	12	15

	Period by Period Scoring		
	1st	2nd	TOT
Pack	36	37	73
Hokies	22	47	69



**Period 1**

**Quarter Starters:**

<b>Hokies</b>	2 Collins M	3 Pedulla S	13 Maddox D	21 Basile G	25 Mutts J
<b>Pack</b>	0 Smith T	1 Joiner J	14 Morsell C	21 Dowuona E	23 Gantt G

Game Time	Hokies	Score	Diff	Pack
20:00	21 BASILE G jumpball lost			21 DOWUONA E jumpball won
19:45		<b>0-3</b>	<b>-3</b>	0 SMITH T 3pt FG , jump shot made (3)
19:45				14 MORSELL C assist (1)
19:20	21 BASILE G turnover lost ball (1)			0 SMITH T steal (1)
19:16		<b>0-5</b>	<b>-5</b>	1 JOINER J 2pt FG fast break from turnover in the paint, layup made (2)
19:16				0 SMITH T assist (1)
18:37	2 COLLINS M 2pt FG in the paint, layup made (2)	<b>2-5</b>	<b>-3</b>	
18:18	21 BASILE G foul personal (1 - 1)			1 JOINER J foul drawn (1)
18:18	21 BASILE G substitution out			
18:18	15 KIDD L substitution in			
18:07		<b>2-8</b>	<b>-6</b>	14 MORSELL C 3pt FG , jump shot made (3)
18:07				0 SMITH T assist (2)
17:54	3 PEDULLA S turnover bad pass (1)			0 SMITH T steal (2)
17:54				21 DOWUONA E substitution out
17:54				30 BURNS JR. D substitution in
17:43				30 BURNS JR. D turnover travel (1)
17:23	2 COLLINS M 3pt FG from turnover, jump shot missed			
17:19				1 JOINER J defensive rebound (1)
17:16		<b>2-11</b>	<b>-9</b>	0 SMITH T 3pt FG fast break, pull up jump shot made (6)
17:00	25 MUTTS J turnover lost ball (1)			
16:55		<b>2-13</b>	<b>-11</b>	14 MORSELL C 2pt FG from turnover in the paint, layup made (5)
16:55				23 GANTT G assist (1)
16:37	3 PEDULLA S 3pt FG , pull up jump shot missed			
16:34				0 SMITH T defensive rebound (1)
16:21				30 BURNS JR. D 2pt FG in the paint, layup missed
16:18	15 KIDD L defensive rebound (1)			
16:14	15 KIDD L 2pt FG fast break in the paint, dunk, made (2)	<b>4-13</b>	<b>-9</b>	
16:14	2 COLLINS M assist (1)			
15:44				30 BURNS JR. D 2pt FG in the paint, jump shot missed
15:41	15 KIDD L defensive rebound (2)			
15:35	2 COLLINS M 2pt FG outside the paint, floating jump shot missed			
15:31	15 KIDD L offensive rebound (3)			
15:31	15 KIDD L 2pt FG second chance in the paint, layup made (4)	<b>6-13</b>	<b>-7</b>	
15:13				0 SMITH T 3pt FG , jump shot missed
15:09	25 MUTTS J defensive rebound (1)			
15:04	13 MADDOX D 3pt FG , jump shot missed			
15:00				1 JOINER J defensive rebound (2)
14:52		<b>6-16</b>	<b>-10</b>	1 JOINER J 3pt FG , step back jump shot made (5)
14:36	Timeout media			
14:36				1 JOINER J substitution out
14:36				23 GANTT G substitution out



Game Time	Hokies	Score	Diff	Pack
14:36				4 THOMAS L substitution in
14:36				24 ROSS E substitution in
14:19	15 KIDD L 2pt FG outside the paint, jump shot made (6)	<b>8-16</b>	<b>-8</b>	
14:19	13 MADDOX D assist (1)			
14:02				30 BURNS JR. D turnover travel (2)
13:41	13 MADDOX D 2pt FG from turnover outside the paint, pull up jump shot missed			
13:38				30 BURNS JR. D defensive rebound (1)
13:26				0 SMITH T 3pt FG , step back jump shot blocked
13:26	25 MUTTS J block (1)			
13:21	2 COLLINS M defensive rebound (1)			
13:13	15 KIDD L 2pt FG in the paint, dunk, made (8)	<b>10-16</b>	<b>-6</b>	
13:13	3 PEDULLA S assist (1)			
12:56	15 KIDD L foul personal (1 - 2)			0 SMITH T foul drawn (1)
12:56	2 COLLINS M substitution out			
12:56	15 KIDD L substitution out			
12:56	11 CAMDEN J substitution in			
12:56	34 POTEAT M substitution in			
12:56				0 SMITH T substitution out
12:56				30 BURNS JR. D substitution out
12:56				1 JOINER J substitution in
12:56				21 DOWUONA E substitution in
12:38				24 ROSS E 3pt FG , jump shot missed
12:33				4 THOMAS L offensive rebound (1)
12:32		<b>10-18</b>	<b>-8</b>	4 THOMAS L 2pt FG second chance in the paint, layup made (2)
12:08	3 PEDULLA S foul drawn (1)			1 JOINER J foul shooting (1 - 1)
12:08	3 PEDULLA S free throw 1 - 2 made (1)	<b>11-18</b>	<b>-7</b>	
12:08	3 PEDULLA S free throw 2 - 2 made (2)	<b>12-18</b>	<b>-6</b>	
11:45				4 THOMAS L turnover out of bounds (1)
11:45	Timeout media			
11:45				14 MORSELL C substitution out
11:45				24 ROSS E substitution out
11:45				0 SMITH T substitution in
11:45				23 GANTT G substitution in
11:34	34 POTEAT M substitution out			
11:34	21 BASILE G substitution in			
11:27	21 BASILE G 3pt FG from turnover, jump shot missed			
11:23				23 GANTT G defensive rebound (1)
11:10				23 GANTT G 3pt FG , jump shot missed
11:06	21 BASILE G defensive rebound (1)			
10:48	11 CAMDEN J 3pt FG , jump shot missed			
10:44				23 GANTT G defensive rebound (2)
10:25				0 SMITH T 2pt FG in the paint, pull up jump shot missed
10:21				23 GANTT G offensive rebound (3)
10:18		<b>12-20</b>	<b>-8</b>	1 JOINER J 2pt FG second chance in the paint, pull up jump shot made (7)
09:58	21 BASILE G foul drawn (1)			1 JOINER J foul shooting (2 - 2)
09:58	21 BASILE G free throw 1 - 2 missed			
09:58	offensive dead ball rebound (1)			



Game Time	Hokies	Score	Diff	Pack
09:58	13 MADDOX D substitution out			
09:58	2 COLLINS M substitution in			
09:58				1 JOINER J substitution out
09:58				21 DOWUONA E substitution out
09:58				14 MORSELL C substitution in
09:58				30 BURNS JR. D substitution in
09:58				4 THOMAS L substitution out
09:58				10 PASS B substitution in
09:58	21 BASILE G free throw 2 - 2 made (1)	<b>13-20</b>	<b>-7</b>	
09:58	25 MUTTS J substitution out			
09:58	15 KIDD L substitution in			
09:37				0 SMITH T 2pt FG in the paint, driving layup missed
09:37	defensive dead ball rebound (2)			
09:37	jump ball situation			
09:19	15 KIDD L 2pt FG in the paint, layup made (10)	<b>15-20</b>	<b>-5</b>	
09:19	3 PEDULLA S assist (2)			
08:59				30 BURNS JR. D 2pt FG in the paint, pull up jump shot missed
08:56	3 PEDULLA S defensive rebound (1)			
08:47	21 BASILE G 3pt FG , jump shot blocked			
08:47				23 GANTT G block (1)
08:43				10 PASS B defensive rebound (1)
08:30		<b>15-22</b>	<b>-7</b>	30 BURNS JR. D 2pt FG in the paint, layup made (2)
08:08	15 KIDD L turnover bad pass (1)			0 SMITH T steal (3)
08:04				14 MORSELL C 3pt FG from turnover, jump shot missed
08:01				offensive rebound (10)
08:01	11 CAMDEN J substitution out			
08:01	15 KIDD L substitution out			
08:01	13 MADDOX D substitution in			
08:01	25 MUTTS J substitution in			
07:57		<b>15-24</b>	<b>-9</b>	0 SMITH T 2pt FG from turnover second chance outside the paint, jump shot made (8)
07:57				30 BURNS JR. D assist (1)
07:27	21 BASILE G 3pt FG , jump shot missed			
07:22				0 SMITH T defensive rebound (2)
07:07		<b>15-26</b>	<b>-11</b>	30 BURNS JR. D 2pt FG in the paint, turnaround jump shot made (4)
07:07	Timeout 30 Sec			
07:07	Timeout media			
06:51	3 PEDULLA S foul drawn (2)			10 PASS B foul personal (1 - 3)
06:38	13 MADDOX D 2pt FG outside the paint, pull up jump shot missed			
06:35				10 PASS B defensive rebound (2)
06:31				0 SMITH T 2pt FG in the paint, driving layup missed
06:26				30 BURNS JR. D offensive rebound (2)
06:26				30 BURNS JR. D 2pt FG second chance in the paint, layup missed
06:25	25 MUTTS J defensive rebound (2)			
06:23	13 MADDOX D 3pt FG , jump shot made (3)	<b>18-26</b>	<b>-8</b>	
06:23	25 MUTTS J assist (1)			
05:59				10 PASS B 3pt FG , jump shot missed



Game Time	Hokies	Score	Diff	Pack
05:57	21 BASILE G defensive rebound (2)			
05:40	3 PEDULLA S 2pt FG in the paint, pull up jump shot missed			
05:37				30 BURNS JR. D defensive rebound (3)
05:36	21 BASILE G foul shooting (2 - 3)			0 SMITH T foul drawn (2)
05:36				0 SMITH T free throw fast break 1 - 2 missed
05:36				offensive dead ball rebound (1)
05:36	21 BASILE G substitution out			
05:36	15 KIDD L substitution in			
05:36				30 BURNS JR. D substitution out
05:36				21 DOWUONA E substitution in
05:36		<b>18-27</b>	<b>-9</b>	0 SMITH T free throw fast break 2 - 2 made (9)
05:22	25 MUTTS J foul drawn (1)			14 MORSELL C foul personal (1 - 4)
05:13	15 KIDD L foul drawn (1)			23 GANTT G foul personal (1 - 5)
05:08	3 PEDULLA S 2pt FG in the paint, pull up jump shot made (4)	<b>20-27</b>	<b>-7</b>	
04:37		<b>20-29</b>	<b>-9</b>	0 SMITH T 2pt FG outside the paint, pull up jump shot made (11)
04:08	15 KIDD L 2pt FG in the paint, hook shot made (12)	<b>22-29</b>	<b>-7</b>	
04:08	2 COLLINS M assist (2)			
03:39		<b>22-31</b>	<b>-9</b>	21 DOWUONA E 2pt FG outside the paint, jump shot made (2)
03:39				14 MORSELL C assist (2)
03:24	15 KIDD L 2pt FG in the paint, hook shot missed			
03:21				21 DOWUONA E defensive rebound (1)
03:12	3 PEDULLA S foul personal (1 - 4)			10 PASS B foul drawn (1)
03:12	Timeout media			
03:12	2 COLLINS M substitution out			
03:12	15 KIDD L substitution out			
03:12	11 CAMDEN J substitution in			
03:12	34 POTEAT M substitution in			
03:12				10 PASS B substitution out
03:12				4 THOMAS L substitution in
03:08	34 POTEAT M foul personal (1 - 5)			0 SMITH T foul drawn (3)
02:56				0 SMITH T 3pt FG , jump shot missed
02:52				23 GANTT G offensive rebound (4)
02:51				14 MORSELL C 2pt FG second chance in the paint, floating jump shot missed
02:47	3 PEDULLA S defensive rebound (2)			
02:39	25 MUTTS J 2pt FG outside the paint, turnaround jump shot missed			
02:34				14 MORSELL C defensive rebound (1)
02:26				4 THOMAS L 3pt FG , jump shot missed
02:23	13 MADDOX D defensive rebound (1)			
01:59	25 MUTTS J turnover lost ball (2)			14 MORSELL C steal (1)
01:58	13 MADDOX D foul personal (1 - 6)			4 THOMAS L foul drawn (1)
01:58				21 DOWUONA E substitution out
01:58				30 BURNS JR. D substitution in
01:34				30 BURNS JR. D 2pt FG from turnover outside the paint, turnaround jump shot missed
01:30				23 GANTT G offensive rebound (5)
01:16		<b>22-33</b>	<b>-11</b>	0 SMITH T 2pt FG from turnover second chance in the paint, driving layup made (13)
01:05	3 PEDULLA S 2pt FG in the paint, driving layup missed			



Official Basketball Play by Play - First Half

**NC State at Virginia Tech**

01/07/23 Cassell Coliseum, Blacksburg, Va.  
2022-23 Men's Basketball

**Game Time:** 7:30 PM  
**Game Duration:** 1:58  
**Attendance:** 8,925

**Officials:** Bert Smith, Tommy Morrissey, Jemel Spearman

Game Time	Hokies	Score	Diff	Pack
01:03				4 THOMAS L defensive rebound (2)
00:51	34 POTEAT M foul drawn (1)			30 BURNS JR. D foul offensive (1 - 6)
00:51				30 BURNS JR. D turnover offensive (3)
00:51				30 BURNS JR. D substitution out
00:51				21 DOWUONA E substitution in
00:49	25 MUTTS J turnover bad pass (3)			
00:37		<b>22-35</b>	<b>-13</b>	14 MORSELL C 2pt FG from turnover in the paint, driving layup made (7)
00:37	25 MUTTS J foul shooting (1 - 7)			14 MORSELL C foul drawn (1)
00:37		<b>22-36</b>	<b>-14</b>	14 MORSELL C free throw 1 - 1 made (8)
00:37				14 MORSELL C substitution out
00:37				10 PASS B substitution in
00:22	3 PEDULLA S 2pt FG in the paint, layup missed			
00:20				4 THOMAS L defensive rebound (3)
00:00				0 SMITH T 3pt FG , pull up jump shot missed
00:00	13 MADDOX D defensive rebound (2)			
<b>END OF PERIOD</b>				
<b>Hokies 22-36 Pack</b>				



**NC State at Virginia Tech**

01/07/23 Cassell Coliseum, Blacksburg, Va.  
2022-23 Men's Basketball

Game Time: 7:30 PM  
Game Duration: 1:58  
Attendance: 8,925

Officials: Bert Smith, Tommy Morrissey, Jemel Spearman

**NC State - 36**

NO.	Name	Min	FG			Rebounds			Fouls		TP	AS	TO	ST	Blocks		+/-
			M-A	3P	FT	OR	DR	TOT	PF	FD					BS	BA	
21	Ebenezer Dowuona	F 09:33	1-1	0-0	0-0	0	1	1	0	0	2	0	0	0	0	0	12
23	Greg Gantt	F 17:09	0-1	0-1	0-0	3	2	5	1	0	0	1	0	0	1	0	18
0	Terquavion Smith	G 18:49	5-12	2-6	1-2	0	2	2	0	3	13	2	0	3	0	1	14
1	Jarkel Joiner	G 08:22	3-3	1-1	0-0	0	2	2	2	1	7	0	0	0	0	0	12
14	Casey Morsell	G 17:35	3-5	1-2	1-1	0	1	1	1	1	8	2	0	1	0	0	12
30	D.J. Burns Jr.	10:27	2-7	0-0	0-0	1	2	3	1	0	4	1	3	0	0	0	2
4	LJ Thomas	07:50	1-2	0-1	0-0	1	2	3	0	1	2	0	1	0	0	0	3
24	Ernest Ross	02:51	0-1	0-1	0-0	0	0	0	0	0	0	0	0	0	0	0	-4
10	Breon Pass	07:24	0-1	0-1	0-0	0	2	2	1	1	0	0	0	0	0	0	1
Team						1	0	1			0		0				
<b>Totals</b>			15-33	4-13	2-3	6	14	20	6	7	36	6	4	4	1	1	14

Shooting By Period		
1st FG%	15-33	45.5%
3PT%	4-13	30.8%
FT%	2-3	66.7%
GM FG%	15-33	45.5%
3PT%	4-13	30.8%
FT%	2-3	66.7%

Dead Ball Rebounds: 1, 0

Technical Fouls::NONE

**Virginia Tech - 22**

NO.	Name	Min	FG			Rebounds			Fouls		TP	AS	TO	ST	Blocks		+/-
			M-A	3P	FT	OR	DR	TOT	PF	FD					BS	BA	
21	Grant Basile	F 07:40	0-3	0-3	1-2	0	2	2	2	1	1	0	1	0	0	1	-5
25	Justyn Mutts	F 18:03	0-1	0-0	0-0	0	2	2	1	1	0	1	3	0	1	0	-14
2	MJ Collins	G 13:50	1-3	0-1	0-0	0	1	1	0	0	2	2	0	0	0	0	-7
3	Sean Pedulla	G 20:00	1-5	0-1	2-2	0	2	2	1	2	4	2	1	0	0	0	-14
13	Darius Maddox	G 18:03	1-4	1-2	0-0	0	2	2	1	0	3	1	0	0	0	0	-15
15	Lynn Kidd	09:43	6-7	0-0	0-0	1	2	3	1	1	12	0	1	0	0	0	-4
11	John Camden	08:07	0-1	0-1	0-0	0	0	0	0	0	0	0	0	0	0	0	-6
34	Mylyjael Poteat	04:34	0-0	0-0	0-0	0	0	0	1	1	0	0	0	0	0	0	-5
Team						0	0	0			0		0				
<b>Totals</b>			9-24	1-8	3-4	1	11	12	7	6	22	6	6	0	1	1	-14

Shooting By Period		
1st FG%	9-24	37.5%
3PT%	1-8	12.5%
FT%	3-4	75%
GM FG%	9-24	37.5%
3PT%	1-8	12.5%
FT%	3-4	75.0%

Dead Ball Rebounds: 1, 1

Technical Fouls::NONE

	Pack	Hokies
Biggest lead	14 (1 <sup>st</sup> 0:37)	0 (1 <sup>st</sup> 20:00)
Best Scoring Run	8(1 <sup>st</sup> 16:55)	4(1 <sup>st</sup> 15:31)
Lead Changes	0	
Times Tied	0	
Time with Lead	19:45	00:00

Points from	Pack	Hokies
Turnovers	11	0
Paint	16	14
Second Chance	8	2
Fast Breaks	6	2
Bench	6	12

	Period by Period Scoring		
	1st	2nd	TOT
Pack	36	37	73
Hokies	22	47	69



**Period 2**

**Quarter Starters:**

<b>Hokies</b>	2 Collins M	3 Pedulla S	13 Maddox D	21 Basile G	25 Mutts J
<b>Pack</b>	0 Smith T	1 Joiner J	14 Morseell C	21 Dowuona E	23 Gantt G

Game Time	Hokies	Score	Diff	Pack
20:00	11 CAMDEN J substitution out			
20:00	34 POTEAT M substitution out			
20:00	2 COLLINS M substitution in			
20:00	21 BASILE G substitution in			
20:00				4 THOMAS L substitution out
20:00				10 PASS B substitution out
20:00				1 JOINER J substitution in
20:00				14 MORSELL C substitution in
19:38				1 JOINER J 2pt FG outside the paint, step back jump shot missed
19:37	defensive rebound (13)			
19:19	25 MUTTS J foul drawn (2)			23 GANTT G foul shooting (2 - 1)
19:19	25 MUTTS J free throw 1 - 3 made (1)	<b>23-36</b>	<b>-13</b>	
19:19	25 MUTTS J free throw 2 - 3 made (2)	<b>24-36</b>	<b>-12</b>	
19:19	25 MUTTS J free throw 3 - 3 made (3)	<b>25-36</b>	<b>-11</b>	
18:59	25 MUTTS J steal (1)			23 GANTT G turnover bad pass (1)
18:54	21 BASILE G 2pt FG from turnover in the paint, layup blocked			
18:54				14 MORSELL C block (1)
18:51	2 COLLINS M offensive rebound (2)			
18:51	3 PEDULLA S foul drawn (3)			23 GANTT G foul personal (3 - 2)
18:48	25 MUTTS J foul drawn (3)			1 JOINER J foul personal (3 - 3)
18:39	21 BASILE G 2pt FG from turnover second chance in the paint, hook shot made (3)	<b>27-36</b>	<b>-9</b>	
18:20				0 SMITH T 3pt FG , pull up jump shot missed
18:17				14 MORSELL C offensive rebound (2)
18:13				14 MORSELL C turnover bad pass (1)
18:03	21 BASILE G 2pt FG from turnover in the paint, layup blocked			
18:03				21 DOWUONA E block (1)
17:58	25 MUTTS J offensive rebound (3)			
17:58	25 MUTTS J 2pt FG from turnover second chance in the paint, layup made (5)	<b>29-36</b>	<b>-7</b>	
17:52				Timeout 30 Sec
17:52	Timeout media			
17:35		<b>29-38</b>	<b>-9</b>	14 MORSELL C 2pt FG in the paint, driving layup made (10)
17:12	25 MUTTS J turnover lost ball (4)			23 GANTT G steal (1)
17:08		<b>29-41</b>	<b>-12</b>	14 MORSELL C 3pt FG fast break from turnover, jump shot made (13)
17:08				0 SMITH T assist (3)
16:48	21 BASILE G 3pt FG , jump shot missed			
16:45				0 SMITH T defensive rebound (3)
16:30				14 MORSELL C 2pt FG in the paint, driving layup blocked
16:30	13 MADDOX D block (1)			
16:27	25 MUTTS J defensive rebound (4)			
16:17	13 MADDOX D 2pt FG in the paint, pull up jump shot missed			





**NC State at Virginia Tech**

01/07/23 Cassell Coliseum, Blacksburg, Va.  
2022-23 Men's Basketball

**Game Time:** 7:30 PM  
**Game Duration:** 1:58  
**Attendance:** 8,925

**Officials:** Bert Smith, Tommy Morrissey, Jemel Spearman

Game Time	Hokies	Score	Diff	Pack
16:14	25 MUTTS J offensive rebound (5)			
16:14	25 MUTTS J 2pt FG second chance in the paint, layup made (7)	<b>31-41</b>	<b>-10</b>	
15:50		<b>31-43</b>	<b>-12</b>	1 JOINER J 2pt FG outside the paint, step back jump shot made (9)
15:26	2 COLLINS M 2pt FG in the paint, dunk, made (4)	<b>33-43</b>	<b>-10</b>	
15:26	21 BASILE G assist (1)			
15:02				0 SMITH T 3pt FG , pull up jump shot missed
14:59				1 JOINER J offensive rebound (3)
14:58				1 JOINER J 2pt FG second chance outside the paint, jump shot missed
14:55	3 PEDULLA S defensive rebound (3)			
14:49	3 PEDULLA S turnover bad pass (2)			23 GANTT G steal (2)
14:46	25 MUTTS J foul shooting (2 - 1)			14 MORSELL C foul drawn (2)
14:46	Timeout media			
14:46	2 COLLINS M substitution out			
14:46	11 CAMDEN J substitution in			
14:46				21 DOWUONA E substitution out
14:46				30 BURNS JR. D substitution in
14:46		<b>33-44</b>	<b>-11</b>	14 MORSELL C free throw fast break 1 - 2 made (14)
14:46		<b>33-45</b>	<b>-12</b>	14 MORSELL C free throw fast break 2 - 2 made (15)
14:32	3 PEDULLA S 2pt FG in the paint, driving layup made (6)	<b>35-45</b>	<b>-10</b>	
14:13	25 MUTTS J steal (2)			30 BURNS JR. D turnover lost ball (4)
14:13				30 BURNS JR. D substitution out
14:13				21 DOWUONA E substitution in
14:01	3 PEDULLA S foul drawn (4)			0 SMITH T foul personal (1 - 4)
13:57	11 CAMDEN J 3pt FG from turnover, jump shot missed			
13:53	3 PEDULLA S offensive rebound (4)			
13:44	21 BASILE G foul drawn (2)			21 DOWUONA E foul shooting (1 - 5)
13:44	21 BASILE G free throw 1 - 2 made (4)	<b>36-45</b>	<b>-9</b>	
13:43	21 BASILE G free throw 2 - 2 missed			
13:42				21 DOWUONA E defensive rebound (2)
13:29	13 MADDOX D foul shooting (2 - 2)			0 SMITH T foul drawn (4)
13:29		<b>36-46</b>	<b>-10</b>	0 SMITH T free throw 1 - 2 made (14)
13:29		<b>36-47</b>	<b>-11</b>	0 SMITH T free throw 2 - 2 made (15)
13:12	11 CAMDEN J foul drawn (1)			14 MORSELL C foul personal (2 - 6)
13:07	21 BASILE G 3pt FG , jump shot missed			
13:03				23 GANTT G defensive rebound (6)
12:40				0 SMITH T 2pt FG in the paint, driving layup blocked
12:40	21 BASILE G block (1)			
12:39	defensive rebound (20)			
12:14	25 MUTTS J 3pt FG , jump shot missed			
12:10				1 JOINER J defensive rebound (4)
12:00				14 MORSELL C turnover lost ball (2)
11:56	3 PEDULLA S foul drawn (5)			14 MORSELL C foul shooting (3 - 7)
11:56	Timeout media			
11:56	21 BASILE G substitution out			
11:56	15 KIDD L substitution in			
11:56				14 MORSELL C substitution out
11:56				21 DOWUONA E substitution out
11:56				4 THOMAS L substitution in



**NC State at Virginia Tech**

01/07/23 Cassell Coliseum, Blacksburg, Va.  
2022-23 Men's Basketball

**Game Time:** 7:30 PM  
**Game Duration:** 1:58  
**Attendance:** 8,925

**Officials:** Bert Smith, Tommy Morrissey, Jemel Spearman

Game Time	Hokies	Score	Diff	Pack
11:56				30 BURNS JR. D substitution in
11:56	3 PEDULLA S free throw fast break 1 - 2 made (7)	<b>37-47</b>	<b>-10</b>	
11:56	3 PEDULLA S free throw fast break 2 - 2 made (8)	<b>38-47</b>	<b>-9</b>	
11:40		<b>38-49</b>	<b>-11</b>	30 BURNS JR. D 2pt FG in the paint, hook shot made (6)
11:31	15 KIDD L 2pt FG in the paint, dunk, made (14)	<b>40-49</b>	<b>-9</b>	
11:31	25 MUTTS J assist (2)			
11:17	15 KIDD L foul personal (2 - 3)			30 BURNS JR. D foul drawn (1)
11:11		<b>40-51</b>	<b>-11</b>	30 BURNS JR. D 2pt FG in the paint, pull up jump shot made (8)
10:48	3 PEDULLA S 3pt FG , step back jump shot made (11)	<b>43-51</b>	<b>-8</b>	
10:21				1 JOINER J 3pt FG , pull up jump shot missed
10:17	25 MUTTS J defensive rebound (6)			
10:09	13 MADDOX D 2pt FG outside the paint, pull up jump shot missed			
10:06				0 SMITH T defensive rebound (4)
10:01				0 SMITH T 2pt FG in the paint, driving layup missed
09:59				1 JOINER J offensive rebound (5)
09:56				0 SMITH T 3pt FG second chance, jump shot missed
09:53	11 CAMDEN J defensive rebound (1)			
09:41	3 PEDULLA S foul drawn (6)			30 BURNS JR. D foul shooting (2 - 8)
09:41	3 PEDULLA S free throw 1 - 2 made (12)	<b>44-51</b>	<b>-7</b>	
09:41	11 CAMDEN J substitution out			
09:41	15 KIDD L substitution out			
09:41	2 COLLINS M substitution in			
09:41	34 POTEAT M substitution in			
09:41				4 THOMAS L substitution out
09:41				14 MORSELL C substitution in
09:41	3 PEDULLA S free throw 2 - 2 made (13)	<b>45-51</b>	<b>-6</b>	
09:21	3 PEDULLA S steal (1)			0 SMITH T turnover bad pass (1)
09:16	3 PEDULLA S 2pt FG fast break from turnover in the paint, driving layup missed			
09:12	25 MUTTS J offensive rebound (7)			
09:12	25 MUTTS J 2pt FG fast break from turnover second chance in the paint, dunk, made (9)	<b>47-51</b>	<b>-4</b>	
08:56		<b>47-53</b>	<b>-6</b>	30 BURNS JR. D 2pt FG in the paint, hook shot made (10)
08:26	34 POTEAT M foul drawn (2)			30 BURNS JR. D foul shooting (3 - 9)
08:26	34 POTEAT M free throw 1 - 2 made (1)	<b>48-53</b>	<b>-5</b>	
08:25	34 POTEAT M free throw 2 - 2 missed			
08:24				1 JOINER J defensive rebound (6)
08:12	34 POTEAT M foul personal (2 - 4)			0 SMITH T foul drawn (5)
08:12	34 POTEAT M substitution out			
08:12	21 BASILE G substitution in			
08:00		<b>48-55</b>	<b>-7</b>	1 JOINER J 2pt FG in the paint, pull up jump shot made (11)
07:41	25 MUTTS J turnover bad pass (5)			
07:41				Timeout media
07:22				30 BURNS JR. D 2pt FG from turnover in the paint, hook shot missed
07:20	25 MUTTS J defensive rebound (8)			
07:20	25 MUTTS J foul drawn (4)			30 BURNS JR. D foul personal (4 - 10)
07:20	25 MUTTS J free throw fast break 1 - 2 missed			
07:20	offensive dead ball rebound (3)			



**NC State at Virginia Tech**

01/07/23 Cassell Coliseum, Blacksburg, Va.  
2022-23 Men's Basketball

**Game Time:** 7:30 PM  
**Game Duration:** 1:58  
**Attendance:** 8,925

**Officials:** Bert Smith, Tommy Morrissey, Jemel Spearman

Game Time	Hokies	Score	Diff	Pack
07:20				30 BURNS JR. D substitution out
07:20				21 DOWUONA E substitution in
07:19	25 MUTTS J free throw fast break 2 - 2 missed			
07:17				23 GANTT G defensive rebound (7)
07:02				1 JOINER J 2pt FG in the paint, driving layup blocked
07:02	25 MUTTS J block (2)			
07:01	defensive rebound (25)			
06:46	3 PEDULLA S 2pt FG in the paint, driving layup made (15)	<b>50-55</b>	<b>-5</b>	
06:25				23 GANTT G 3pt FG , jump shot missed
06:22	3 PEDULLA S defensive rebound (5)			
06:16	3 PEDULLA S 2pt FG in the paint, driving layup missed			
06:14				23 GANTT G defensive rebound (8)
05:48				1 JOINER J 3pt FG , pull up jump shot missed
05:43	21 BASILE G defensive rebound (3)			
05:22	13 MADDOX D 2pt FG in the paint, floating jump shot missed			
05:19				21 DOWUONA E defensive rebound (3)
05:06	25 MUTTS J foul personal (3 - 5)			23 GANTT G foul drawn (1)
04:54		<b>50-57</b>	<b>-7</b>	1 JOINER J 2pt FG outside the paint, pull up jump shot made (13)
04:34	13 MADDOX D 2pt FG in the paint, layup made (5)	<b>52-57</b>	<b>-5</b>	
04:34	25 MUTTS J assist (3)			
04:05				1 JOINER J 3pt FG , pull up jump shot missed
04:00				21 DOWUONA E offensive rebound (4)
03:52	13 MADDOX D foul shooting (3 - 6)			0 SMITH T foul drawn (6)
03:52	Timeout media			
03:52	21 BASILE G substitution out			
03:52	15 KIDD L substitution in			
03:52		<b>52-58</b>	<b>-6</b>	0 SMITH T free throw 1 - 2 made (16)
03:52		<b>52-59</b>	<b>-7</b>	0 SMITH T free throw 2 - 2 made (17)
03:29	2 COLLINS M 2pt FG in the paint, floating jump shot made (6)	<b>54-59</b>	<b>-5</b>	
03:08	25 MUTTS J foul personal (4 - 7)			1 JOINER J foul drawn (2)
03:08		<b>54-60</b>	<b>-6</b>	1 JOINER J 1&1 free throw 1 made (14)
03:08				1 JOINER J 1&1 free throw 2 missed
03:07	15 KIDD L defensive rebound (4)			
02:39	13 MADDOX D 3pt FG , jump shot missed			
02:35				14 MORSELL C defensive rebound (3)
02:11				0 SMITH T 2pt FG in the paint, floating jump shot missed
02:10				0 SMITH T offensive rebound (5)
02:10	13 MADDOX D foul shooting (4 - 8)			0 SMITH T foul drawn (7)
02:10		<b>54-61</b>	<b>-7</b>	0 SMITH T free throw 1 - 2 made (18)
02:10	Timeout 30 Sec			
02:08				0 SMITH T free throw 2 - 2 missed
02:07	15 KIDD L defensive rebound (5)			
01:53	3 PEDULLA S 2pt FG in the paint, turnaround jump shot missed			
01:50				1 JOINER J defensive rebound (7)
01:45	3 PEDULLA S foul personal (2 - 9)			1 JOINER J foul drawn (3)
01:45		<b>54-62</b>	<b>-8</b>	1 JOINER J 1&1 free throw 1 made (15)
01:45	15 KIDD L substitution out			
01:45	21 BASILE G substitution in			



**NC State at Virginia Tech**

01/07/23 Cassell Coliseum, Blacksburg, Va.  
2022-23 Men's Basketball

**Game Time:** 7:30 PM  
**Game Duration:** 1:58  
**Attendance:** 8,925

**Officials:** Bert Smith, Tommy Morrissey, Jemel Spearman

Game Time	Hokies	Score	Diff	Pack
01:45		<b>54-63</b>	<b>-9</b>	1 JOINER J 1&1 free throw 2 made (16)
01:36	3 PEDULLA S turnover lost ball (3)			1 JOINER J steal (1)
01:31				1 JOINER J 2pt FG from turnover in the paint, driving layup missed
01:29				23 GANTT G offensive rebound (9)
01:12		<b>54-65</b>	<b>-11</b>	0 SMITH T 2pt FG from turnover second chance in the paint, turnaround jump shot made (20)
01:03	13 MADDOX D foul drawn (1)			23 GANTT G foul shooting (4 - 11)
01:03	13 MADDOX D free throw 1 - 2 made (6)	<b>55-65</b>	<b>-10</b>	
01:03				21 DOWUONA E substitution out
01:03				30 BURNS JR. D substitution in
01:03	13 MADDOX D free throw 2 - 2 made (7)	<b>56-65</b>	<b>-9</b>	
00:59	25 MUTTS J steal (3)			14 MORSELL C turnover bad pass (3)
00:55	13 MADDOX D 3pt FG from turnover, jump shot made (10)	<b>59-65</b>	<b>-6</b>	
00:55	3 PEDULLA S assist (3)			
00:55	Timeout 60 Sec			
00:52	25 MUTTS J steal (4)			0 SMITH T turnover bad pass (2)
00:47	13 MADDOX D 3pt FG from turnover, jump shot made (13)	<b>62-65</b>	<b>-3</b>	
00:47	2 COLLINS M assist (3)			
00:45				Timeout 60 Sec
00:38	21 BASILE G foul personal (3 - 10)			1 JOINER J foul drawn (4)
00:38		<b>62-66</b>	<b>-4</b>	1 JOINER J free throw 1 - 2 made (17)
00:38	2 COLLINS M substitution out			
00:38	11 CAMDEN J substitution in			
00:38		<b>62-67</b>	<b>-5</b>	1 JOINER J free throw 2 - 2 made (18)
00:31	3 PEDULLA S 2pt FG in the paint, layup made (17)	<b>64-67</b>	<b>-3</b>	
00:28	21 BASILE G foul personal (4 - 11)			23 GANTT G foul drawn (2)
00:28				23 GANTT G free throw 1 - 2 missed
00:28				offensive dead ball rebound (2)
00:28		<b>64-68</b>	<b>-4</b>	23 GANTT G free throw 2 - 2 made (1)
00:24	3 PEDULLA S turnover lost ball (4)			
00:22	3 PEDULLA S foul personal (3 - 12)			1 JOINER J foul drawn (5)
00:22		<b>64-69</b>	<b>-5</b>	1 JOINER J free throw 1 - 2 made (19)
00:22				30 BURNS JR. D substitution out
00:22				21 DOWUONA E substitution in
00:22		<b>64-70</b>	<b>-6</b>	1 JOINER J free throw 2 - 2 made (20)
00:16	13 MADDOX D 3pt FG , pull up jump shot made (16)	<b>67-70</b>	<b>-3</b>	
00:16	3 PEDULLA S assist (4)			
00:15	Timeout 30 Sec			
00:15	11 CAMDEN J substitution out			
00:15	2 COLLINS M substitution in			
00:15				21 DOWUONA E substitution out
00:15				30 BURNS JR. D substitution in
00:11	3 PEDULLA S foul personal (4 - 13)			1 JOINER J foul drawn (6)
00:11				1 JOINER J free throw fast break 1 - 2 missed
00:11				offensive dead ball rebound (3)
00:11				30 BURNS JR. D substitution out
00:11				4 THOMAS L substitution in
00:11		<b>67-71</b>	<b>-4</b>	1 JOINER J free throw fast break 2 - 2 made (21)
00:07	3 PEDULLA S foul drawn (7)			14 MORSELL C foul personal (4 - 12)



**NC State at Virginia Tech**

01/07/23 Cassell Coliseum, Blacksburg, Va.  
2022-23 Men's Basketball

**Game Time:** 7:30 PM  
**Game Duration:** 1:58  
**Attendance:** 8,925

**Officials:** Bert Smith, Tommy Morrissey, Jemel Spearman

Game Time	Hokies	Score	Diff	Pack
00:07	3 PEDULLA S free throw fast break 1 - 2 made (18)	<b>68-71</b>	<b>-3</b>	
00:07				4 THOMAS L substitution out
00:07				30 BURNS JR. D substitution in
00:07	3 PEDULLA S free throw fast break 2 - 2 made (19)	<b>69-71</b>	<b>-2</b>	
00:07	21 BASILE G substitution out			
00:07	11 CAMDEN J substitution in			
00:06	11 CAMDEN J foul personal (1 - 14)			0 SMITH T foul drawn (8)
00:06		<b>69-72</b>	<b>-3</b>	0 SMITH T free throw fast break 1 - 2 made (21)
00:06	2 COLLINS M substitution out			
00:06	21 BASILE G substitution in			
00:06		<b>69-73</b>	<b>-4</b>	0 SMITH T free throw fast break 2 - 2 made (22)
00:06				30 BURNS JR. D substitution out
00:06				4 THOMAS L substitution in
00:02	3 PEDULLA S 3pt FG , pull up jump shot missed			
00:00				1 JOINER J defensive rebound (8)
<b>END OF GAME</b>				
<b>Hokies 69-73 Pack</b>				



**NC State at Virginia Tech**

01/07/23 Cassell Coliseum, Blacksburg, Va.  
2022-23 Men's Basketball

**Game Time:** 7:30 PM  
**Game Duration:** 1:58  
**Attendance:** 8,925

**Officials:** Bert Smith, Tommy Morrissey, Jemel Spearman

**NC State - 37**

NO.	Name	F	Min	FG			3P			FT			Rebounds			Fouls		TP	AS	TO	ST	Blocks		+/-
				M-A	M-A	M-A	M-A	M-A	OR	DR	TOT	PF	FD	BS	BA									
21	Ebenezer Dowuona	F	13:56	0-0	0-0	0-0	1	2	3	1	0	0	0	0	0	0	0	0	0	0	1	0	-2	
23	Greg Gantt	F	20:00	0-1	0-1	1-2	1	3	4	3	2	1	0	1	2	0	0	1	2	0	0	0	-10	
0	Terquavion Smith	G	20:00	1-7	0-3	7-8	1	2	3	1	5	9	1	2	0	0	1	0	0	1	0	1	-10	
1	Jarkel Joiner	G	20:00	3-10	0-3	8-10	2	4	6	1	5	14	0	0	1	0	1	0	1	0	1	1	-10	
14	Casey Morsell	G	17:45	2-3	1-1	2-2	1	1	2	3	1	7	0	3	0	1	1	1	1	1	1	1	-6	
10	Breon Pass		00:00	0-0	0-0	0-0	0	0	0	0	0	0	0	0	0	0	0	0	0	0	0	0	0	
30	D.J. Burns Jr.		05:54	3-4	0-0	0-0	0	0	0	3	1	6	0	1	0	0	0	0	0	0	0	0	-8	
4	LJ Thomas		02:25	0-0	0-0	0-0	0	0	0	0	0	0	0	0	0	0	0	0	0	0	0	0	-4	
Team												0	0	0	0	0	0	0	0	0	0	0	0	
<b>Totals</b>				9-25	1-8	18-22	6	12	18	12	14	37	1	7	3	2	3	10						-10

Shooting By Period		
2 <sup>nd</sup> FG%	9-25	36.0%
3PT%	1-8	12.5%
FT%	18-22	81.8%
GM FG%	9-25	36.0%
3PT%	1-8	12.5%
FT%	18-22	81.8%

Dead Ball Rebounds: 2, 0

Technical Fouls::NONE

**Virginia Tech - 47**

NO.	Name	F	Min	FG			3P			FT			Rebounds			Fouls		TP	AS	TO	ST	Blocks		+/-
				M-A	M-A	M-A	M-A	M-A	OR	DR	TOT	PF	FD	BS	BA									
21	Grant Basile	F	14:07	1-5	0-2	1-2	0	1	1	2	1	3	1	0	0	1	2	8						8
25	Justyn Mutts	F	20:00	3-4	0-1	3-5	3	3	6	3	3	9	2	2	4	1	0	10						10
2	MJ Collins	G	14:25	2-2	0-0	0-0	1	0	1	0	0	4	1	0	0	0	7						7	
3	Sean Pedulla	G	20:00	4-8	1-2	6-6	1	2	3	3	5	15	2	3	1	0	10						10	
13	Darius Maddox	G	20:00	4-8	3-4	2-2	0	0	0	3	1	13	0	0	0	1	0	10						10
11	John Camden		05:37	0-1	0-1	0-0	0	1	1	1	1	0	0	0	0	0	2						2	
15	Lynn Kidd		04:22	1-1	0-0	0-0	0	2	2	1	0	2	0	0	0	0	1						1	
34	Mylyjael Poteat		01:29	0-0	0-0	1-2	0	0	0	1	1	1	0	0	0	0	2						2	
Team												0	3	3	0	0	0	0	0	0	0	0	0	
<b>Totals</b>				15-29	4-10	13-17	5	12	17	14	12	47	6	5	5	3	2	10						10

Shooting By Period		
2 <sup>nd</sup> FG%	15-29	51.7%
3PT%	4-10	40.0%
FT%	13-17	76.5%
GM FG%	15-29	51.7%
3PT%	4-10	40.0%
FT%	13-17	76.5%

Dead Ball Rebounds: 1, 0

Technical Fouls::NONE

	Pack	Hokies
Biggest lead	14 (2 <sup>nd</sup> 19:38)	0 (1 <sup>st</sup> 20:00)
Best Scoring Run	6(2 <sup>nd</sup> 1:12)	8(2 <sup>nd</sup> 0:47)
Lead Changes	0	
Times Tied	0	
Time with Lead	19:38	00:00

Points from	Pack	Hokies
Turnovers	9	15
Paint	12	22
Second Chance	5	9
Fast Breaks	10	6
Bench	6	3

	Period by Period Scoring		
	1st	2nd	TOT
Pack	36	37	73
Hokies	22	47	69



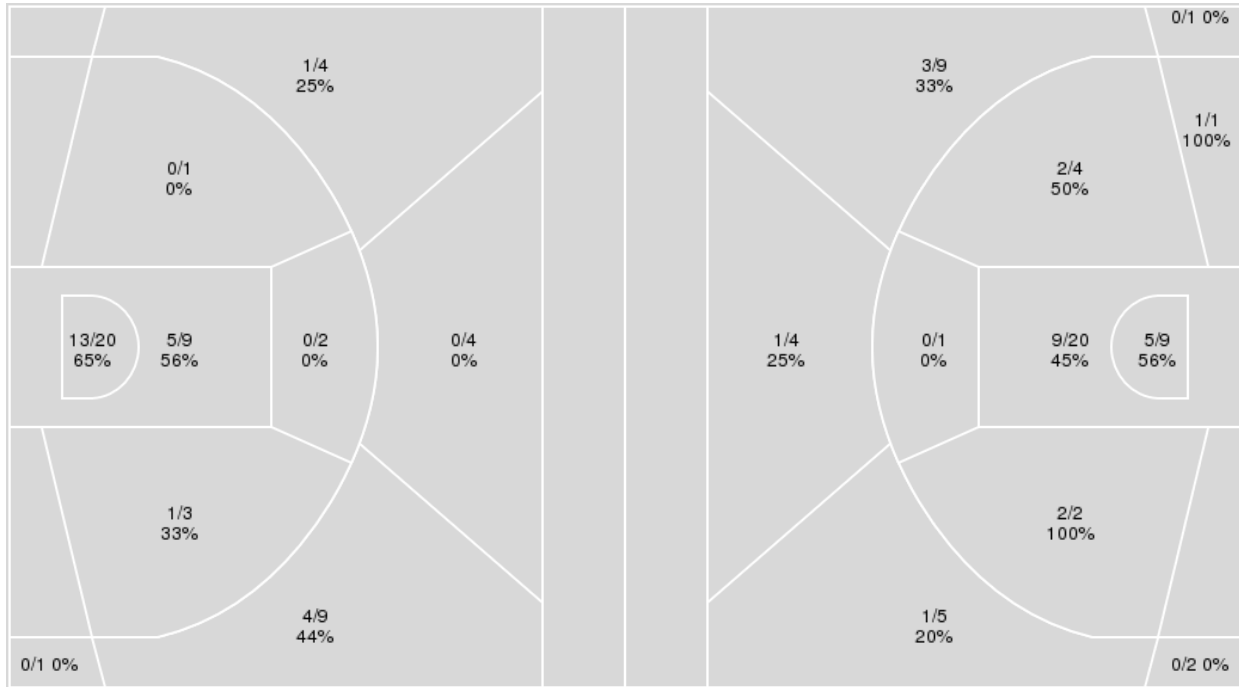
**Officials:** Bert Smith, Tommy Morrissey, Jemel Spearman

{ Players => 0, 1, 2, 3, 4, 5, 10, 11, 13, 14, 15, 21, 25, 33, 34; } FG  
 Types => All; Results => All;

{ Players => 0, 1, 3, 4, 5, 10, 11, 12, 13, 14, 20, 21, 22, 23, 24, 30; } FG  
 Types => All; Results => All;

**Virginia Tech**

**NC State**



Virginia Tech	M/A	%
Field Goals	24/53	45
2 Points	19/35	54
3 Points	5/18	28
Free Throws	16/21	76

NC State	M/A	%
Field Goals	24/58	41
2 Points	19/37	51
3 Points	5/21	24
Free Throws	20/25	80



**NC State at Virginia Tech**

01/07/23 Cassell Coliseum, Blacksburg, Va.  
2022-23 Men's Basketball

**Game Time:** 7:30 PM  
**Game Duration:** 1:58  
**Attendance:** 8,925

**Officials:** Bert Smith, Tommy Morrissey, Jemel Spearman

**NC State**

No	Name	Mins		Score		Points Diff		Points per Min		Assists		Rebounds		Steals		Turnovers	
		On	Off	On	Off	On	Off	On	Off	On	Off	On	Off	On	Off	On	Off
0	Terquavion Smith	38:49	01:11	71 - 67	2 - 2	4	0	1.83	1.69	7	0	37	1	7	0	10	1
1	Jarkel Joiner	28:22	11:38	57 - 55	16 - 14	2	2	2.01	1.38	5	2	25	13	5	2	9	2
4	LJ Thomas	10:15	29:45	14 - 15	59 - 54	-1	5	1.37	1.98	0	7	13	25	1	6	3	8
10	Breon Pass	07:24	32:36	11 - 10	62 - 59	1	3	1.49	1.90	2	5	8	30	1	6	0	11
14	Casey Morsell	35:20	04:40	67 - 61	6 - 8	6	-2	1.90	1.29	7	0	32	6	7	0	11	0
21	Ebenezer Dowuona	23:29	16:31	40 - 30	33 - 39	10	-6	1.70	2.00	5	2	22	16	6	1	4	7
23	Greg Gantt	37:09	02:51	71 - 63	2 - 6	8	-4	1.91	0.70	7	0	36	2	7	0	9	2
24	Ernest Ross	02:51	37:09	2 - 6	71 - 63	-4	8	0.70	1.91	0	7	2	36	0	7	2	9
30	D.J. Burns Jr.	16:21	23:39	32 - 38	41 - 31	-6	10	1.96	1.73	2	5	15	23	1	6	7	4

**Virginia Tech**

No	Name	Mins		Score		Points Diff		Points per Min		Assists		Rebounds		Steals		Turnovers	
		On	Off	On	Off	On	Off	On	Off	On	Off	On	Off	On	Off	On	Off
2	MJ Collins	28:15	11:45	51 - 51	18 - 22	0	-4	1.81	1.53	10	2	21	8	4	1	8	3
3	Sean Pedulla	40:00	00:00	69 - 73	0 - 0	-4	0	1.73	0.00	12	0	29	0	5	0	11	0
11	John Camden	13:44	26:16	21 - 25	48 - 48	-4	0	1.53	1.83	3	9	9	20	1	4	4	7
13	Darius Maddox	38:03	01:57	66 - 71	3 - 2	-5	1	1.73	1.54	11	1	28	1	5	0	10	1
15	Lynn Kidd	14:05	25:55	24 - 27	45 - 46	-3	-1	1.70	1.74	6	6	10	19	0	5	3	8
21	Grant Basile	21:47	18:13	41 - 38	28 - 35	3	-7	1.88	1.54	7	5	16	13	4	1	7	4
25	Justyn Mutts	38:03	01:57	67 - 71	2 - 2	-4	0	1.76	1.03	11	1	28	1	5	0	10	1
34	Mylyjael Poteat	06:03	33:57	6 - 9	63 - 64	-3	-1	0.99	1.86	0	12	4	25	1	4	2	9



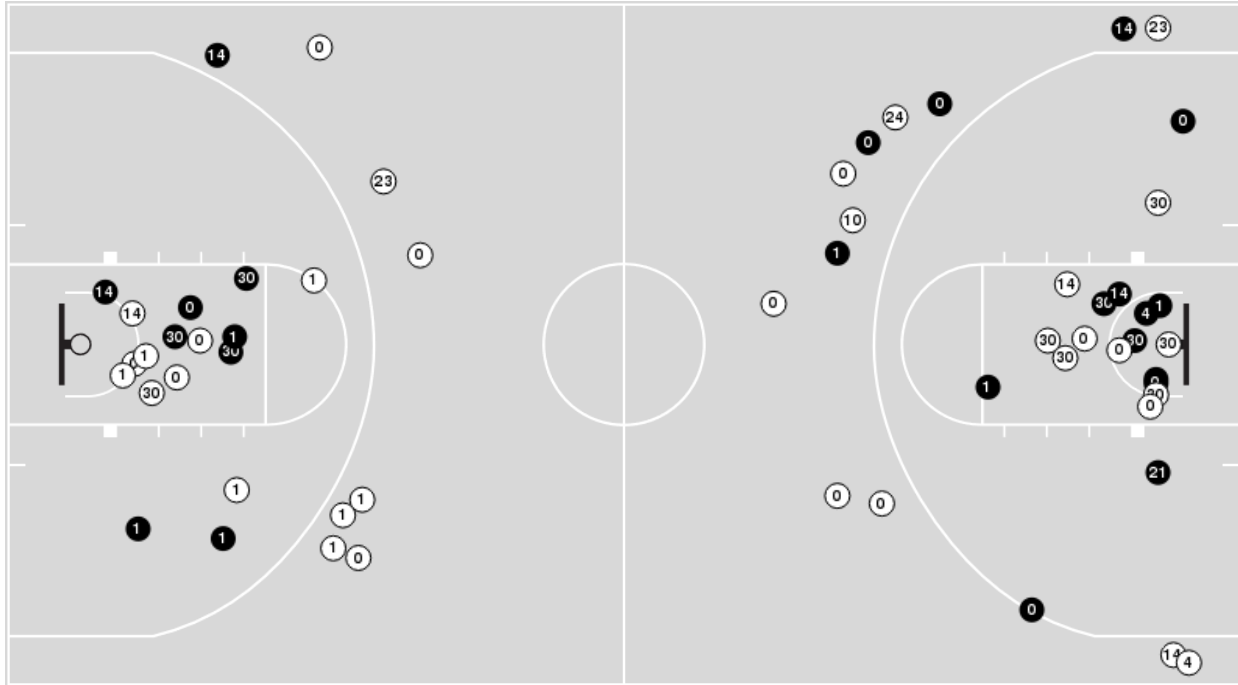


**Officials:** Bert Smith, Tommy Morrissey, Jemel Spearman

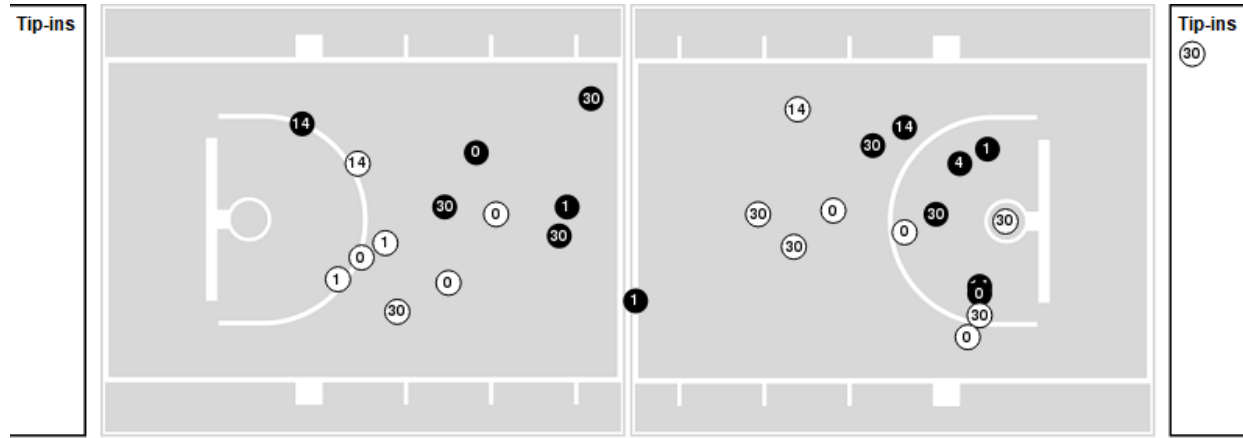
Players => 0, 1, 3, 4, 5, 10, 11, 12, 13, 14, 20, 21, 22, 23, 24, 30 FG Types=>All Results=>All

**NC State**

**All Field Goals**



**Blow Up Chart**



● Made ○ Missed N - Player Number

NC State	M/A	%
Field Goals	24/58	41
2 Points	19/37	51
3 Points	5/21	24
Free Throws	20/25	80

NC State	M/A	%
Points in the Paint	28 (14 / 29)	48
Fast Break Points	16 (11/13)	85
Second Chance Points	13 (8/13)	62
Effective FG%	46	

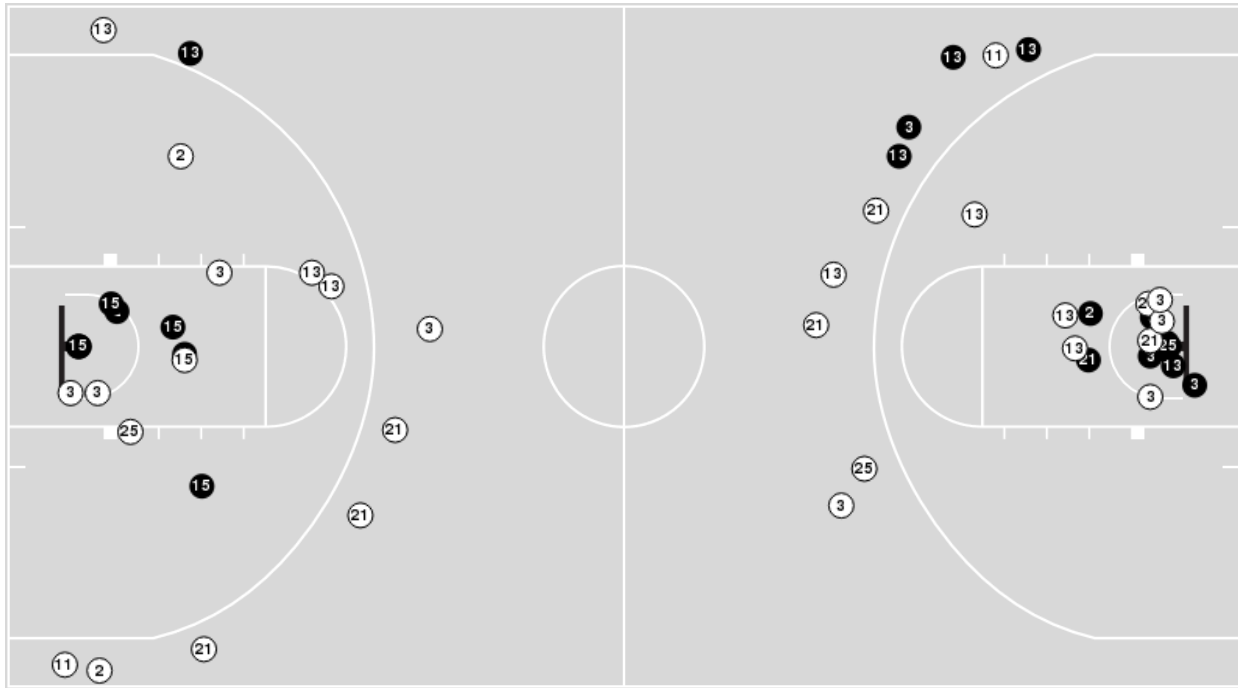


**Officials:** Bert Smith, Tommy Morrissey, Jemel Spearman

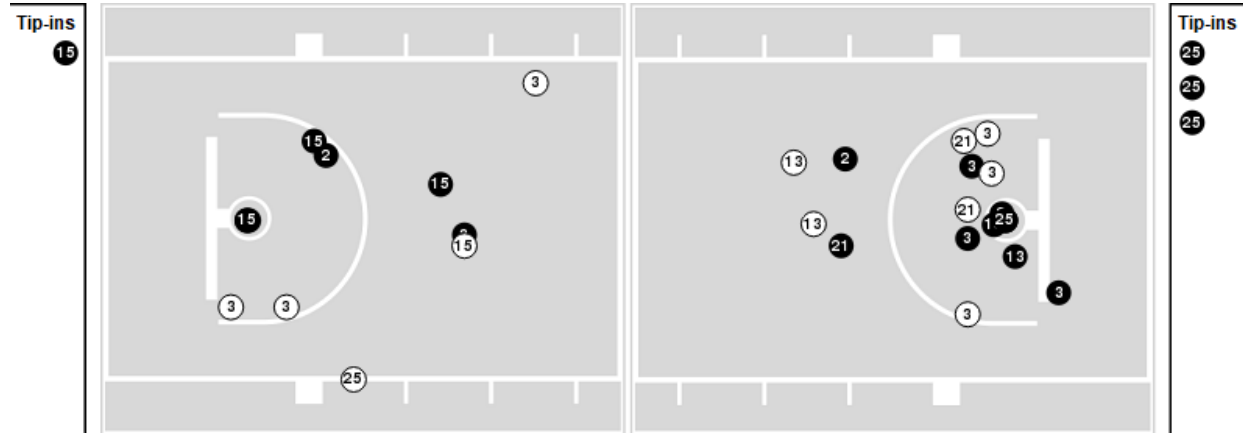
Players => 0, 1, 2, 3, 4, 5, 10, 11, 13, 14, 15, 21, 25, 33, 34FG Types=>AllResults=>All

**Virginia Tech**

**All Field Goals**



**Blow Up Chart**



● Made ○ Missed N - Player Number

Virginia Tech	M/A	%
Field Goals	24/53	45
2 Points	19/35	54
3 Points	5/18	28
Free Throws	16/21	76

Virginia Tech	M/A	%
Points in the Paint	36 (18 / 29)	62
Fast Break Points	8 (6/9)	67
Second Chance Points	11 (6/7)	86
Effective FG%	50	



**NC State at Virginia Tech**

01/07/23 Cassell Coliseum, Blacksburg, Va.  
2022-23 Men's Basketball

**Game Time:** 7:30 PM  
**Game Duration:** 1:58  
**Attendance:** 8,925

**Officials:** Bert Smith, Tommy Morrissey, Jemel Spearman

**NC State**

Lineup	Quarter On	Time On	Quarter Off	Time Off	Time on Court	Score	Score Diff	Reb	Stl	Tov	Ass	PPP
0- Smith T/ 1- Joiner J/ 14- Morsell C/ 21- Dowuona E/ 23- Gantt G/	1	20:00	1	17:54	02:06	8-2	6	0	2	0	3	2.6667
0- Smith T/ 1- Joiner J/ 14- Morsell C/ 23- Gantt G/ 30- Burns Jr. D/	1	17:54	1	14:36	03:18	8-4	4	3	0	1	1	1.1429
0- Smith T/ 4- Thomas L/ 14- Morsell C/ 24- Ross E/ 30- Burns Jr. D/	1	14:36	1	12:56	01:40	0-4	-4	1	0	1	0	0.0000
1- Joiner J/ 4- Thomas L/ 14- Morsell C/ 21- Dowuona E/ 24- Ross E/	1	12:56	1	11:45	01:11	2-2	0	1	0	1	0	1.0000
0- Smith T/ 1- Joiner J/ 4- Thomas L/ 21- Dowuona E/ 23- Gantt G/	1	11:45	1	09:58	01:47	2-0	2	3	0	0	0	1.0000
0- Smith T/ 4- Thomas L/ 14- Morsell C/ 23- Gantt G/ 30- Burns Jr. D/	1	09:58	1	09:58	00:00	0-0	0	0	0	0	0	0.0000
0- Smith T/ 10- Pass B/ 14- Morsell C/ 23- Gantt G/ 30- Burns Jr. D/	1	09:58	1	05:36	04:22	6-6	0	6	1	0	1	0.8065
0- Smith T/ 10- Pass B/ 14- Morsell C/ 21- Dowuona E/ 23- Gantt G/	1	05:36	1	03:12	02:24	5-4	1	1	0	0	1	2.0492
0- Smith T/ 4- Thomas L/ 14- Morsell C/ 21- Dowuona E/ 23- Gantt G/	1	03:12	1	01:58	01:14	0-0	0	2	1	0	0	0.0000
0- Smith T/ 4- Thomas L/ 14- Morsell C/ 23- Gantt G/ 30- Burns Jr. D/	1	01:58	1	00:51	01:07	2-0	2	2	0	1	0	1.0000
0- Smith T/ 4- Thomas L/ 14- Morsell C/ 21- Dowuona E/ 23- Gantt G/	1	00:51	1	00:37	00:13	3-0	3	0	0	0	0	2.0833
0- Smith T/ 4- Thomas L/ 10- Pass B/ 21- Dowuona E/ 23- Gantt G/	1	00:37	2	20:00	00:38	0-0	0	1	0	0	0	0.0000
0- Smith T/ 1- Joiner J/ 14- Morsell C/ 21- Dowuona E/ 23- Gantt G/	2	20:00	2	14:46	05:14	7-11	-4	3	2	2	1	0.8750
0- Smith T/ 1- Joiner J/ 14- Morsell C/ 23- Gantt G/ 30- Burns Jr. D/	2	14:46	2	14:13	00:33	2-2	0	0	0	1	0	1.0638
0- Smith T/ 1- Joiner J/ 14- Morsell C/ 21- Dowuona E/ 23- Gantt G/	2	14:13	2	11:56	02:17	2-1	1	3	0	1	0	0.6944
0- Smith T/ 1- Joiner J/ 4- Thomas L/ 23- Gantt G/ 30- Burns Jr. D/	2	11:56	2	09:41	02:15	4-8	-4	2	0	0	0	1.0000
0- Smith T/ 1- Joiner J/ 14- Morsell C/ 23- Gantt G/ 30- Burns Jr. D/	2	09:41	2	07:20	02:21	4-4	0	1	0	1	0	1.0000
0- Smith T/ 1- Joiner J/ 14- Morsell C/ 21- Dowuona E/ 23- Gantt G/	2	07:20	2	01:03	06:17	10-7	3	8	1	0	0	1.1737
0- Smith T/ 1- Joiner J/ 14- Morsell C/ 23- Gantt G/ 30- Burns Jr. D/	2	01:03	2	00:22	00:40	4-9	-5	0	0	2	0	0.9524
0- Smith T/ 1- Joiner J/ 14- Morsell C/ 21- Dowuona E/ 23- Gantt G/	2	00:22	2	00:15	00:08	1-3	-2	0	0	0	0	2.2727
0- Smith T/ 1- Joiner J/ 14- Morsell C/ 23- Gantt G/ 30- Burns Jr. D/	2	00:15	2	00:11	00:03	0-0	0	0	0	0	0	0.0000
0- Smith T/ 1- Joiner J/ 4- Thomas L/ 14- Morsell C/ 23- Gantt G/	2	00:11	2	00:07	00:04	1-1	0	0	0	0	0	2.2727
0- Smith T/ 1- Joiner J/ 14- Morsell C/ 23- Gantt G/ 30- Burns Jr. D/	2	00:07	2	00:06	00:02	2-1	1	0	0	0	0	2.2727
0- Smith T/ 1- Joiner J/ 4- Thomas L/ 14- Morsell C/ 23- Gantt G/	2	00:06	2	00:00	00:06	0-0	0	1	0	0	0	0.0000



NC State at Virginia Tech

01/07/23 Cassell Coliseum, Blacksburg, Va.  
2022-23 Men's Basketball

Game Time: 7:30 PM  
Game Duration: 1:58  
Attendance: 8,925

Officials: Bert Smith, Tommy Morrissey, Jemel Spearman

Virginia Tech

Lineup	Quarter On	Time On	Quarter Off	Time Off	Time on Court	Score	Score Diff	Reb	Stl	Tov	Ass	PPP
2- Collins M/ 3- Pedulla S/ 13- Maddox D/ 21- Basile G/ 25- Mutts J/	1	20:00	1	18:18	01:42	2-5	-3	0	0	1	0	1.0000
2- Collins M/ 3- Pedulla S/ 13- Maddox D/ 15- Kidd L/ 25- Mutts J/	1	18:18	1	12:56	05:22	8-11	-3	5	0	2	3	0.8000
3- Pedulla S/ 11- Camden J/ 13- Maddox D/ 25- Mutts J/ 34- Poteat M/	1	12:56	1	11:34	01:22	2-2	0	0	0	0	0	2.2727
3- Pedulla S/ 11- Camden J/ 13- Maddox D/ 21- Basile G/ 25- Mutts J/	1	11:34	1	09:58	01:36	0-2	-2	1	0	0	0	0.0000
2- Collins M/ 3- Pedulla S/ 11- Camden J/ 21- Basile G/ 25- Mutts J/	1	09:58	1	09:58	00:00	1-0	1	0	0	0	0	2.2727
2- Collins M/ 3- Pedulla S/ 11- Camden J/ 15- Kidd L/ 21- Basile G/	1	09:58	1	08:01	01:57	2-2	0	1	0	1	1	0.6667
2- Collins M/ 3- Pedulla S/ 13- Maddox D/ 21- Basile G/ 25- Mutts J/	1	08:01	1	05:36	02:25	3-4	-1	2	0	0	1	0.7500
2- Collins M/ 3- Pedulla S/ 13- Maddox D/ 15- Kidd L/ 25- Mutts J/	1	05:36	1	03:12	02:24	4-5	-1	0	0	0	1	1.3333
3- Pedulla S/ 11- Camden J/ 13- Maddox D/ 25- Mutts J/ 34- Poteat M/	1	03:12	2	20:00	03:12	0-5	-5	3	0	2	0	0.0000
2- Collins M/ 3- Pedulla S/ 13- Maddox D/ 21- Basile G/ 25- Mutts J/	2	20:00	2	14:46	05:14	11-7	4	6	1	2	1	1.3221
3- Pedulla S/ 11- Camden J/ 13- Maddox D/ 21- Basile G/ 25- Mutts J/	2	14:46	2	11:56	02:50	3-4	-1	2	1	0	0	0.7732
3- Pedulla S/ 11- Camden J/ 13- Maddox D/ 15- Kidd L/ 25- Mutts J/	2	11:56	2	09:41	02:15	8-4	4	2	0	0	1	1.8519
2- Collins M/ 3- Pedulla S/ 13- Maddox D/ 25- Mutts J/ 34- Poteat M/	2	09:41	2	08:12	01:29	4-2	2	1	1	0	0	1.7241
2- Collins M/ 3- Pedulla S/ 13- Maddox D/ 21- Basile G/ 25- Mutts J/	2	08:12	2	03:52	04:20	4-4	0	4	0	1	1	0.6803
2- Collins M/ 3- Pedulla S/ 13- Maddox D/ 15- Kidd L/ 25- Mutts J/	2	03:52	2	01:45	02:07	2-5	-3	2	0	0	0	0.6667
2- Collins M/ 3- Pedulla S/ 13- Maddox D/ 21- Basile G/ 25- Mutts J/	2	01:45	2	00:38	01:06	8-4	4	0	2	1	2	2.0619
3- Pedulla S/ 11- Camden J/ 13- Maddox D/ 21- Basile G/ 25- Mutts J/	2	00:38	2	00:15	00:24	5-4	1	0	0	1	1	1.6667
2- Collins M/ 3- Pedulla S/ 13- Maddox D/ 21- Basile G/ 25- Mutts J/	2	00:15	2	00:07	00:07	2-1	1	0	0	0	0	2.2727
2- Collins M/ 3- Pedulla S/ 11- Camden J/ 13- Maddox D/ 25- Mutts J/	2	00:07	2	00:06	00:02	0-1	-1	0	0	0	0	0.0000
3- Pedulla S/ 11- Camden J/ 13- Maddox D/ 21- Basile G/ 25- Mutts J/	2	00:06	2	00:00	00:06	0-1	-1	0	0	0	0	0.0000



**NC State at Virginia Tech**

01/07/23 Cassell Coliseum, Blacksburg, Va.  
2022-23 Men's Basketball

**Game Time:** 7:30 PM  
**Game Duration:** 1:58  
**Attendance:** 8,925

**Officials:** Bert Smith, Tommy Morrissey, Jemel Spearman

**NC State**

Lineup	Time	Score	Score Diff	Pts/Min	Reb	Stl	Tov	Ass	PPP
0- Smith T/ 1- Joiner J/ 14- Morsell C/ 21- Dowuona E/ 23- Gantt G/	16:02	28-24	4	1.7464	14	5	3	4	1.2259
0- Smith T/ 1- Joiner J/ 14- Morsell C/ 23- Gantt G/ 30- Burns Jr. D/	06:57	20-20	0	2.8777	4	0	5	1	1.0870
0- Smith T/ 10- Pass B/ 14- Morsell C/ 23- Gantt G/ 30- Burns Jr. D/	04:22	6-6	0	1.3740	6	1	0	1	0.8065
0- Smith T/ 10- Pass B/ 14- Morsell C/ 21- Dowuona E/ 23- Gantt G/	02:24	5-4	1	2.0833	1	0	0	1	2.0492
0- Smith T/ 1- Joiner J/ 4- Thomas L/ 23- Gantt G/ 30- Burns Jr. D/	02:15	4-8	-4	1.7778	2	0	0	0	1.0000
0- Smith T/ 1- Joiner J/ 4- Thomas L/ 21- Dowuona E/ 23- Gantt G/	01:47	2-0	2	1.1215	3	0	0	0	1.0000
0- Smith T/ 4- Thomas L/ 14- Morsell C/ 24- Ross E/ 30- Burns Jr. D/	01:40	0-4	-4	0.0000	1	0	1	0	0.0000
0- Smith T/ 4- Thomas L/ 14- Morsell C/ 21- Dowuona E/ 23- Gantt G/	01:27	3-0	3	2.0690	2	1	0	0	0.8721
1- Joiner J/ 4- Thomas L/ 14- Morsell C/ 21- Dowuona E/ 24- Ross E/	01:11	2-2	0	1.6901	1	0	1	0	1.0000
0- Smith T/ 4- Thomas L/ 14- Morsell C/ 23- Gantt G/ 30- Burns Jr. D/	01:07	2-0	2	1.7910	2	0	1	0	1.0000
0- Smith T/ 4- Thomas L/ 10- Pass B/ 21- Dowuona E/ 23- Gantt G/	00:38	0-0	0	0.0000	1	0	0	0	0.0000
0- Smith T/ 1- Joiner J/ 4- Thomas L/ 14- Morsell C/ 23- Gantt G/	00:10	1-1	0	6.0000	1	0	0	0	2.2727



**NC State at Virginia Tech**

01/07/23 Cassell Coliseum, Blacksburg, Va.  
2022-23 Men's Basketball

**Game Time:** 7:30 PM  
**Game Duration:** 1:58  
**Attendance:** 8,925

**Officials:** Bert Smith, Tommy Morrissey, Jemel Spearman

**Virginia Tech**

Lineup	Time	Score	Score Diff	Pts/Min	Reb	Stl	Tov	Ass	PPP
2- Collins M/ 3- Pedulla S/ 13- Maddox D/ 21- Basile G/ 25- Mutts J/	14:54	30-25	5	2.0134	12	3	5	5	1.2019
2- Collins M/ 3- Pedulla S/ 13- Maddox D/ 15- Kidd L/ 25- Mutts J/	09:53	14-21	-7	1.4165	7	0	2	4	0.8750
3- Pedulla S/ 11- Camden J/ 13- Maddox D/ 21- Basile G/ 25- Mutts J/	04:56	8-11	-3	1.6216	3	1	1	1	0.7752
3- Pedulla S/ 11- Camden J/ 13- Maddox D/ 25- Mutts J/ 34- Poteat M/	04:34	2-7	-5	0.4380	3	0	2	0	0.3401
3- Pedulla S/ 11- Camden J/ 13- Maddox D/ 15- Kidd L/ 25- Mutts J/	02:15	8-4	4	3.5556	2	0	0	1	1.8519
2- Collins M/ 3- Pedulla S/ 11- Camden J/ 15- Kidd L/ 21- Basile G/	01:57	2-2	0	1.0256	1	0	1	1	0.6667
2- Collins M/ 3- Pedulla S/ 13- Maddox D/ 25- Mutts J/ 34- Poteat M/	01:29	4-2	2	2.6966	1	1	0	0	1.7241
2- Collins M/ 3- Pedulla S/ 11- Camden J/ 13- Maddox D/ 25- Mutts J/	00:02	0-1	-1	0.0000	0	0	0	0	0.0000
2- Collins M/ 3- Pedulla S/ 11- Camden J/ 21- Basile G/ 25- Mutts J/	00:00	1-0	1	∞	0	0	0	0	2.2727