



VIRGINIA TECH

2022-23 MEN'S BASKETBALL



13 NCAA APPEARANCES / 13 NIT APPEARANCES (2 CHAMPIONSHIPS) /
18 ALL-ACC SELECTIONS / 10 ALL-AMERICANS / 20 NBA DRAFT PICKS

GAME 18

THE MATCHUP

VIRGINIA TECH HOKIES

11-6, 1-5 ACC

Head Coach: Mike Young (Emory & Henry, 1986)
Record at Virginia Tech: 65-42 (4th Season)
Career Record: 364-286 (21st Season)
vs. Virginia: 2-5

AT

#10 VIRGINIA CAVALIERS

13-3, 5-2 ACC

Head Coach: Tony Bennett (Green Bay, 1992)
Record at Virginia: 329-120 (14th Season)
Career Record: 398-153 (17th Season)
vs. Virginia Tech: 17-8

GAME 18 | VIRGINIA TECH at VIRGINIA - JAN. 18, 2023 | 7PM | ESPN | CHARLOTTESVILLE, VA. | JOHN PAUL JONES ARENA (14,623)

BROADCAST INFORMATION

TV | ESPN

Dave O'Brien, PxP
Jay Bilas, Analyst

RADIO | VT Sports Network

Zach Mackey, PxP
Mike Burnop, Analyst

VIDEO STREAM

ESPN.com and ESPN app

LIVE STATS

stats.hokiesports.com



@HokiesMBB

@UVMensHoops

PROJECTED STARTERS

Virginia Tech	Ht.	Wt.	Yr.	Hometown	PPG	RPG	Other
G 3 Sean Pedulla	6-1	195	So.	Edmond, Okla.	16.8	3.8	Scored 10+ in every game this year
G 0 Hunter Cattoor	6-3	200	Sr.	Orlando, Fla.	9.6	4.1	40.3 3FG% (27-67)
G 13 Darius Maddox	6-5	180	Jr.	Bowie, Md.	9.2	3.3	Season-high 16p vs. NC State
F 25 Justyn Mutts	6-7	220	Sr.	Millville, N.J.	13.6	7.9	5 double-doubles
F 21 Grant Basile	6-9	235	Gr.	Pewaukee, Wis.	13.9	5.3	Double-double at Cuse (26p/10r)



KEY STORYLINES

THE SERIES

- UVA owns a 96-58 advantage in the all-time series, which dates back to Feb. 20, 1915.
- The 2021-22 season series was split with each team winning on its home court.
- The Hokies are 14-40 against UVA in Charlottesville. Their last win on the road in the series came on Feb. 10, 2018 when the Hokies outlasted No. 2 UVA 61-60 in overtime. Kerry Blackshear Jr.'s putback with six seconds to go proved to be the difference.
- Wednesday night is the first of two meetings scheduled this season between Tech and UVA.
- A half point is up for

grabs in the Smithfield Commonwealth Clash. UVA currently leads, 4.5-1.

HOKIE HEADLINES

- Tech is seeking back-to-back wins against UVA for the first time since the 2009-10 season.
- Grant Basile dialed up a game-high 26 points and 10 rebounds at Syracuse to record his third double-double of the season.
- Justyn Mutts ranks third in the ACC in field-goal percentage at 58.1%. Mutts is the only player in the ACC to average at least 13 ppg, 3.5 apg, 1.5 spg and 50% shooting.

CLIMBING THE LADDER

- Hunter Cattoor is currently ninth all-time in career 3-pointers made in VT history. He became the ninth Hokie to reach 200 for his career at Boston College.

Seasons	Name	3FG
2005-09	A.D. Vassallo	267
2007-11	Malcolm Delaney	264
1986-89	Wally Lancaster	257
2014-18	Justin Bibbs	254
1999-2003	Brian Chase	239
2014-19	Ahmed Hill	230
2000-05	Carlos Dixon	215
2003-07	Zabian Dowdell	210
2019-pr.	Hunter Cattoor	200
2010-14	Jarell Eddie	192

2022-23 SCHEDULE

RECORD	11-6
ACC	1-5
NON-CONFERENCE	10-1
HOME	8-2
AWAY	0-4
NEUTRAL	3-0

Date	Opponent	TV	Time/Result
11/7	Delaware State	ACGN	W, 95-57
11/10	Lehigh	ACGN	W, 78-52
11/13	William & Mary	RSN	W, 94-77
11/17	Old Dominion ¹	ESPN2	W, 75-71
11/18	Penn State ¹	ESPN2	W, 61-59
11/20	at College of Charleston ¹	ESPN2	L, 75-77
11/25	Charleston Southern	ACGN	W, 69-64
11/28	Minnesota ²	ESPN2	W, 67-57

12/4	#18 North Carolina [*]	ACGN	W, 80-72
12/7	Dayton	ACGN	W, 77-49
12/11	Oklahoma State ³	ESPN2	W, 70-65
12/17	Grambling State	RSN	W, 74-48
12/21	at Boston College [*]	ACGN	L, 65-70 (OT)
12/31	at Wake Forest	RSN	L, 75-77

1/4	Clemson [*]	ESPN	L, 65-68
1/7	NC State [*]	RSN	L, 69-73
1/11	at Syracuse [*]	RSN	L, 72-82
1/18	at #10 Virginia [*]	ESPN	7 PM
1/21	at #19 Clemson [*]	ESPN2	6 PM
1/23	Duke [*]	ESPN	7 PM
1/28	Syracuse [*]	ACGN	7 PM
1/31	at Miami [*]	ESPN	7 PM

2/4	Virginia [*]	TBD	12 PM
2/8	Boston College [*]	ACGN	7 PM
2/11	at Notre Dame [*]	RSN	2 PM
2/15	at Georgia Tech [*]	ACGN	7 PM
2/18	Pitt [*]	ACGN	5 PM
2/21	Miami [*]	TBD	7 PM
2/25	at Duke [*]	ESPN	6/8 PM
2/28	at Louisville [*]	ACGN	9 PM

3/4	Florida State [*]	ESPN/2	TBD
3/7-11	ACC Tournament ⁴	ESPN	-

All Times Eastern

* - ACC Game

1 - Shriners Children's Charleston Classic (Charleston, S.C.)

2 - ACC/Big Ten Challenge (Blacksburg, Va.)

3 - Basketball Hall of Fame Invitational (Brooklyn, N.Y.)

4 - New York Life ACC Tournament (Greensboro, N.C.)



CONTACT INFO

Brian Cox | Phone: (540) 250-0624
Email: bcox90@vt.edu
Associate AD, Creative Communications

Will Copeland | Phone: (757) 814-0930
Email: cwil99@vt.edu
Assistant Director, Creative Communications

QUICK FACTS

THE BASICS

University Name: Virginia Tech
 Location: Blacksburg, Va.
 Founded: 1872
 Enrollment: 37,000
 President: Dr. Tim Sands
 Director of Athletics: Whit Babcock
 Nickname: Hokies
 Mascot: Hokie Bird
 Colors: Chicago Maroon and Burnt Orange
 Affiliation: NCAA Division I
 Conference: Atlantic Coast (18th Season)

FACILITY FACTS

CASSELL COLISEUM
 Capacity: 8,925
 Record in Arena: 643-210 (.754)
 Largest Crowd: 11,500 (vs. Purdue; Dec. 3, 1966)

TEAM INFORMATION

2021-22 Record: 23-13
 Home/Away/Neutral: 11-4/7-6/5-3
 Conference Record: 11-9
 Home/Away: 6-4/5-5
 Conference Finish: 7th
 Conference Tournament: Champion
 Starters Returning/Lost: 2/3
 Letterwinners Returning/Lost: 6/6
 Newcomers: 9

Total seasons: 115
 First season: 1908-09
 All-Time Record: 1,529-1,262
 All-Time ACC Record: 139-174
 All-Time ACC Tournament Record: 14-17
 ACC Championship Game Appearances (Titles): 1 (1 - 2022)
 NCAA Tournament Appearances (Last): 13 (2022)
 All-Time NCAA Record: 8-13



MEDIA INFORMATION

CREDENTIALS

Outlets interested in obtaining credentials to cover Virginia Tech basketball home games must apply for credentials via: media.hokiesports.com/credentials.

You may also email: bcox90@vt.edu.

All credentials for Virginia Tech home games this season will be issued on a single-game basis, and media seating is extremely limited.

INTERVIEW POLICY

During ACC play, Mike Young conducts weekly media press conferences, via Zoom. To request the Zoom link for a particular week, please email Brian Cox (bcox90@vt.edu).

Gamedays: Coach Mike Young and select players will be available to the media following a 10-minute cooling off period after the game. For home games, interviews of Coach Young and players will be conducted in-person in the Cassell Coliseum media center.

Non-Gamedays: All coach and player interview requests need to be arranged through the Virginia Tech Creative Communications Office - contact Brian Cox (c. 540-250-0624; e. bcox90@vt.edu). Players and coaches should not be contacted directly under any circumstances.



2022-23 VIRGINIA TECH NUMERICAL ROSTER

No.	Name	Cl.	Pos.	Ht.	Wt.	Hometown	Previous School
0	Hunter Cattoor	Sr.	G	6-3	200	Orlando, Fla.	Bishop Moore
1	Rodney Rice	Fr.	G	6-4	195	Clinton, Md.	DeMatha Catholic
2	MJ Collins	Fr.	G	6-4	190	Clover, S.C.	Combine Academy
3	Sean Pedulla	So.	G	6-1	195	Edmond, Okla.	Edmond Memorial
4	Darren Buchanan Jr.	Fr.	F	6-7	235	Washington, D.C.	Woodrow Wilson
5	Patrick Wessler	Fr.	C	7-0	245	Matthews, N.C.	Combine Academy
10	Camden Johnson	So.	G	6-1	185	Waxhaw, N.C.	Metrolina Christian Academy
11	John Camden	r-Fr.	F	6-8	215	Downingtown, Pa.	Memphis
13	Darius Maddox	Jr.	G	6-5	180	Bowie, Md.	Oak Hill Academy
14	Owyn Dawyot	Fr.	G	6-2	190	Roanoke, Va.	Cave Spring
15	Lynn Kidd	Jr.	C	6-10	235	Gainesville, Fla.	Clemson
21	Grant Basile	Gr.	F	6-9	235	Pewaukee, Wis.	Wright State
25	Justyn Mutts	Sr.	F	6-7	220	Millville, N.J.	Delaware
33	Michael Ward	Fr.	G	6-2	175	Bethesda, Md.	Walt Whitman
34	Mylyjael Poteat	Jr.	F	6-9	265	Reidsville, N.C.	Rice

COACHING & SUPPORT STAFF

Head Coach: Mike Young (Emory & Henry, 1986)
Record at VT: 65-42 (4th Year)
Overall Record: 364-286 (21st Year)
Associate Head Coach: Mike Jones (2nd Year)
Assistant Coach: Christian Webster (7th Year)
Assistant Coach: Kevin Giltner (4th Year)
Chief of Staff: Stephanie Ballein (4th Year)
Special Assistant for Recruiting: Matt Olinger (4th Year)
Director of Player Personnel: Ryan Nadeu (5th Year)
Special Assistant to the Head Coach: Ace Custis (4th Year)
Strength & Conditioning: David Jackson (15th Year)
Athletic Trainer: Hisham Ziyout (4th Year)

PRONUNCIATION GUIDE

Hunter Cattoor	cuh-TOUR
Sean Pedulla	puh-DOOL-uh
Darren Buchanan Jr.	DARE-in BUH-can-in
Patrick Wessler	WES-lerr
Darius Maddox	Mad-DOCKS
Owyn Dawyot	Doy-YACHT
Grant Basile	buh-ZILLY
Justyn Mutts	JUST-in
Mylyjael Poteat	Muh-LIE-juh! POH-teet

ROSTER BY CLASS

Freshmen (7)	Sophomores (2)	Juniors (3)	Seniors (3)
Darren Buchanan Jr.	Camden Johnson	Lynn Kidd	Grant Basile [^]
John Camden*	Sean Pedulla	Darius Maddox	Hunter Cattoor
MJ Collins		Mylyjael Poteat	Justyn Mutts
Owyn Dawyot			
Rodney Rice			
Michael Ward			
Patrick Wessler			

* = Redshirt
[^] = Graduate Student

SOCIAL



BY THE NUMBERS

8

Tech (eighth) and **UVA (fourth)** both inside the **top eight**, nationally, in **turnovers per game**. Similarly, **Tech (21st)** and **UVA (fifth)** rank inside the top 25 for **assist/turnover ratio**.

3

The Hokies are in the middle of a season-long, **three-game road swing**, which began at Syracuse. Tech will also travel to Virginia (Jan. 18) and Clemson (Jan. 21) during this stretch.

2

Despite its 1-5 start to ACC play, Tech will have **two opportunities** to register **Quad 1 wins** this week and get back on track quickly. Both Virginia and Clemson rank inside the top 50 of the NET.

NOTEWORTHY

RING THE BELL

- Tech got the ball in great spots against Syracuse's 2-3 zone last Wednesday, but only managed to connect on 3 of 19 from beyond the arc.
- "Didn't shoot it well, but I thought the ball got in great spots," Young said after the game. "You've got to ring the bell. You've got to make shots. That's just the bottom line."
- The trio of Grant Basile, Justyn Mutts and Lynn Kidd combined to shoot 25-37 (67.6%) against the Orange, while the rest of the team shot 4-30 (13.3%).
- It was the fifth straight game the Hokies failed to make double-digit 3-pointers.

RICE MAKES TECH DEBUT AT SYRACUSE

- Rodney Rice, the No. 45 rated prospect by ESPN in the Class of 2022, made his Virginia Tech debut at Syracuse after rehabbing an ankle injury from August.
- The freshman from Clinton, Maryland, played 29 minutes, going 1 for 9 from the floor.
- "I just needed to get my feet under me," Rice said. "I'm a shot maker at the end of the day. I hit shots. And it'll be better in the future, for sure."

NO KIDDING AROUND

- Lynn Kidd has been special in the last couple outings for the Hokies, averaging 12 points per game and 5.5 rebounds per game.
- Perhaps most impressive is his field-goal percentage during those two games. He has connected on 11 of his last 13 attempts (84.6%).
- For the season, Kidd has 96 total points. He had 15 points in his first two seasons in college, combined.

VALUE THE BALL

- An emphasis in Coach Young's system is valuing the basketball, thus limiting turnovers.
- Through 17 games, the Hokies are averaging 10.0 turnovers per game, which ranks eighth in the country.
- Tech ranks 21st nationally in assist/turnover ratio (1.45).
- In the Hokies' six losses, they are averaging 12.3 turnovers per game.
- Since recording a season-low-tying five miscues vs. Dayton, Tech has logged double-digit turnovers in its last seven

games.

'DULLA TURNING HEADS

- Sean Pedulla has reached double-figure scoring in each of his first 17 games of the season. Pedulla is the first Hokie to do that since Erick Green scored double figures in all 32 games of the 2012-13 season.
- Below is a chart of the sophomores in the country who have increased their points per game from a season ago by double digits. Pedulla is ninth overall and the only Power 5 player.

Player	School	21-22	22-23	Change
Brandin Podziemski	Santa Clara	1.4	18.7	+17.3
Ty Johnson	UC Davis	0.9	15.1	+14.2
Bryce Hopkins	Providence	2.1	16.2	+14.1
Javon Small	East Carolina	2.0	15.8	+13.8
Davon Barnes	Texas Southern	2.1	15.6	+13.5
Abdoulaye Thiam	High Point	0.8	14.2	+13.4
Zhuric Phelps	SMU	3.8	17.1	+13.3
Curtis Jones	Buffalo	2.5	15.3	+12.8
Sean Pedulla	Virginia Tech	5.4	16.8	+11.4
Noah Reynolds	Wyoming	2.9	14.2	+11.3
Emoni Bates	Eastern Michigan	9.7	19.8	+10.1

BASILE AMONG ACTIVE SCORING LEADERS

- Grant Basile eclipsed the 1,400 career point mark at Boston College. He is 87th in the country among active career scoring leaders.
- Below is a chart of active career scoring leaders in the ACC.

Player	School	Points
Jayden Gardner	Virginia	2,163
Tyree Appleby	Wake Forest	1,872
Jarkel Joiner	NC State	1,759
Ben Vander Plas	Virginia	1,699
Nike Sibande	Pitt	1,694
Armando Bacot	UNC	1,596
Dane Goodwin	Notre Dame	1,561
Isaiah Wong	Miami	1,560
Marcus Hammond	Notre Dame	1,509
Jordan Miller	Miami	1,511
Daivien Williamson	Wake Forest	1,486
Grant Basile	Virginia Tech	1,465
Joseph Girard III	Syracuse	1,426

- Thirteen players in the ACC have at least 1,400 career points.

FIVE STRAIGHT TICKETS PUNCHED

- The Hokies are among the nation's leaders in active NCAA Tournament appearances. With their program record fifth straight appearance locked up in 2022, they own the eighth-longest active streak. It's the second-longest among ACC programs.

School	Streak	Conference
Kansas	32	Big 12
Michigan State	24	Big Ten
Gonzaga	23	WCC
North Carolina	11	ACC
Villanova	9	BIG EAST
Purdue	7	Big Ten
Michigan	6	Big Ten
Virginia Tech	5	ACC

- A pretty remarkable turnaround for a program that prior to 2017 had only gone to the NCAA Tournament once (2007) in 20 years.

TRACKING THE TREY

- Coach Young's last four teams at Wofford all finished inside the top 10, nationally, in 3-point field-goal percentage.
- With three Hokies shooting over 40% from three, Tech made a big jump in this category in 2021-22.

Season	School	3FG%	Rank
2022-23	Virginia Tech	33.6	201st
2021-22	Virginia Tech	39.2	3rd
2020-21	Virginia Tech	35.4	95th
2019-20	Virginia Tech	35.2	81st
2018-19	Wofford	41.4	2nd
2017-18	Wofford	41.3	5th
2016-17	Wofford	40.3	7th
2015-16	Wofford	40.8	8th

TRIO OF TRANSFERS

- Tech landed Grant Basile (Wright State), John Camden (Memphis) and Mylyjael Poteat (Rice) out of the transfer portal in the offseason.
- Basile is the favorite to replace two-time All-ACC honoree Keve Aluma at the five position for the Hokies. The 6-foot-9 forward is versatile and has 3-point range, which will once again provide VT the opportunity to space the floor with all five starters having the green light from three.
- Camden will add depth at the wing, playing the three and the four positions for Tech. At

6-foot-8, Camden gives VT the option to play big when he slides over to the three position. He will be another sharpshooter to add to the Hokies' already potent outside attack.

- Poteat has perhaps been the biggest surprise among the transfers. His footwork and hands have drawn praise from Coach Young over the summer. He will primarily play at the five position for Tech.

DEPTH ON THE FRONT LINE

- As opposed to last year, the Hokies should have significant depth in the frontcourt this season.
- "We're deeper on the front line than we've ever been," Young said at ACC Tipoff in Charlotte. "We were thin as nickel soup last year in the frontcourt after Mutts and Aluma. But I am comfortable with Darren Buchanan, John Camden. ... And ... Mylyjael and Lynn Kidd ... are going to help our team — big, strong, athletic people. Lynn Kidd's an amazing athlete. Mylyjael Poteat is just a physical person that can run. He's got exceptional hands."

SIZING US UP

- Entering the 2022-23 season, Tech will feature seven scholarship players at 6-foot-7 or taller.
- That figure ties for the second-most since the start of the Seth Greenberg era. - h/t David Cunningham

Season	# of players 6-7 or taller	Players
2003-04	5	Calloway, Matthews, McCandies, Dixon, Collins
2004-05	7	Witherspoon, Washington, Krabbendam, Calloway, Dixon, Collins, Tucker
2005-06	8	Witherspoon, Washington, Krabbendam, Vinson, Calloway, Collins, Diakite, Tucker
2006-07	7	Washington, Krabbendam, Vinson, Witcher, Collins, Diakite, Tucker
2007-08	5	Allen, Washington, Vinson, Witcher, Diakite
2008-09	6	Allen, Davila, Vinson, Witcher, Diakite, Swindle
2009-10	6	Allen, Raines, Davila, Witcher, Atkins, Swindle
2010-11	6	Allen, Chaney, Raines, Davila, Atkins, Eddie
2011-12	6	Van Zegeren, Raines, Davila, Finney-Smith, Eddie, Barksdale
2012-13	5	Van Zegeren, Raines, Eddie, Wood, Barksdale
2013-14	7	Van Zegeren, Raines, Kirby, Eddie, Thompson, Wood, Barksdale
2014-15	3	Henry, Van Zegeren, Pierce
2015-16	5	Henry, Pierce, Hamilton, Blackshear Jr., LeDay
2016-17	2	Sy, LeDay
2017-18	2	Fullard, Blackshear Jr.
2018-19	1	Blackshear Jr.
2019-20	3	Nolley, Ojiako, Johnson
2020-21	5	Ojiako, Aluma, N'Guessan, Pemsli, Mutts
2021-22	6	N'Guessan, Haynes, Kidd, Ojiako, Aluma, Mutts
2022-23	7	Kidd, Basile, Poteat, Camden, Buchanan Jr., Wessler, Mutts

BASILE THE PERFECT FIT

- More than 50 schools reached out to Grant Basile when he went into the transfer portal last spring. After his latest outing - a 23-point, 10-rebound performance against Dayton, Basile continues to deliver at a high rate for the Hokies.
- "He's just the perfect fit to go along with the other four starters that we have and the rest of the team," Sean Pedulla said. "Just a completely unselfish guy, a very team-oriented guy. And like the rest of us, he gets excited when other people play well and we're all excited when he plays well. Just a great overall fit."

JUSTYN MUTTS: A MAN OF THE PEOPLE

- Mutts has a special place in his heart for mentoring the youth. Recently, the senior forward has been involved with the West End Center for Youth in Roanoke, Virginia, hosting clinics and mentoring young people.
- "Being a basketball player at a big-time program like Virginia Tech, I can use my platform to my advantage," Mutts pointed out. "When I talk, the kids listen intently and give me their full attention when I offer advice or words of wisdom. I know I had a mentor when I was around the middle school age, and this person was an extremely influential person in my life that helped guide me down the right path. That's exactly who I want to be for these kids."



STANDINGS

TEAM	OVERALL	ACC	PCT
1. Clemson	15-3	7-0	.833
2. Miami	14-3	5-2	.824
3. Virginia	13-3	5-2	.812
4. Wake Forest	13-5	5-2	.722
5. Pitt	12-6	5-2	.667
Syracuse	12-6	5-2	.667
7. NC State	14-4	4-3	.778
8. Duke	13-5	4-3	.722
9. North Carolina	12-6	4-3	.667
10. Florida State	5-13	3-4	.278
11. Boston College	8-10	2-5	.444
12. Virginia Tech	11-6	1-5	.647
13. Notre Dame	9-9	1-6	.500
14. Georgia Tech	8-9	1-6	.471
15. Louisville	2-16	0-7	.111

PREDICTED ORDER OF FINISH

TEAM (FIRST-PLACE VOTES)	POINTS
1. North Carolina (90)	1504
2. Duke (2)	1339
3. Virginia (6)	1310
4. Miami (2)	1138
5. Florida State	1064
6. Notre Dame	971
7. Virginia Tech (1)	921
8. Syracuse	700
9. Wake Forest	672
10. NC State	548
11. Clemson	528
12. Louisville	477
13. Boston College	368
14. Pitt	320
15. Georgia Tech	260

PRESEASON ALL-ACC TEAM

First Team

Armando Bacot, North Carolina
 Isaiah Wong, Miami
 Caleb Love, North Carolina
 Terquavion Smith, NC State
 Jeremy Roach, Duke

Second Team

Jayden Gardner, Virginia
 Dereck Lively II, Duke
Justyn Mutts, Virginia Tech
 PJ Hall, Clemson
 RJ Davis, North Carolina

PRESEASON ACC PLAYER OF THE YEAR

Armando Bacot, North Carolina

PRESEASON ACC FRESHMAN OF THE YEAR

Dereck Lively II, Duke



TEAM COMPARISON

VT	Stat	UVA
74.2	Points Per Game	69.5
65.8	Opponents Points Per Game	59.4
+8.4	Scoring Margin	+10.1
36.3	Rebounds Per Game	32.4
+1.8	Rebounding Margin	+0.3
.464	FG Percentage	.457
.412	FG Percentage Defense	.403
.336	3FG Percentage	.385
.317	3FG Percentage Defense	.342
7.5	3FG Made Per Game	7.6
.746	FT Percentage	.699
14.5	Assists Per Game	15.9
10.0	Turnovers Per Game	9.5

ELITE COMPANY

- Tech's Mike Young joined an elite group of head coaches who have won an ACC tournament title within the first three seasons at their respective school.

Coach	School	Year (#)
Vic Bubas	Duke	1960 (1)
Jim Valvano	NC State	1983 (3)
Press Maravich	NC State	1965 (1)
Terry Holland	Virginia	1976 (2)
Bill Guthridge	North Carolina	1998 (1)
Jim Larrañaga	Miami	2013 (2)
Mike Young	Virginia Tech	2022 (3)

- With the win against Duke, Young improved to 6-0 in conference tournament championship games. His six titles are as many as Michigan State's Tom Izzo and one more than Syracuse's Jim Boeheim.

RAVE REVIEWS FOR POTEAT

- Junior forward Mylyjael Poteat has been a pleasant surprise for Coach Young.
- "He's got unbelievable hands," Young said of Poteat. "Much, much better feet. I liked him coming out of high school and I called him three or four times. ... He's gonna help us win. He's big and he's physical and he's not afraid of contact. He knows who he is as a player, and I think that's a benefit of playing college basketball for two years."

NO CEILING

- Although the Hokies feature nine new faces in 2022-23, Justyn Mutts believes this group can be even better than last year.
- "There is no ceiling. I think our team is so diverse and so talented and so dynamic that if we really start to click the way I feel we can, it'll be scary. Just the way we defend, the way we can make shots, the way we can get to the basket or space it out or our pace of offense. I think once we really start clicking on all cylinders with the relationships that we have as people off the court, it'll be a lot of fun."

1-800-TRIFECTA

- Tech's trio of Hunter Cattoor, Darius Maddox and Sean Pedulla all shot above 40% from three last season (min. 30 makes).

Player	3FGM - 3FGA	3FG%
Hunter Cattoor	83-199	41.7
Darius Maddox	40-79	50.6
Sean Pedulla	34-76	44.7

- Cattoor's 83 makes led all Hokies and were tied for the fourth-most threes made in a single season in program history.
- Cattoor also ranks ninth all-time in career 3-pointers made at VT with 200. The record is held by A.D. Vassallo at 267.
- As a team, the Hokies buried 319 treys in 2021-22 - the second-most in a single season in Tech history.
- Two of the Hokies' three best single-season marks have come under Coach Young.

Season	3FG	3FG%
2018-19	327	39.4
2021-22	319	39.2
2019-20	315	35.2

J-MUTTY: THE ULTIMATE SCHOLAR

- Justyn Mutts, the ACC's Skip Prosser Award winner last season, embarks on his 11th semester in college - having already earned a bachelor's degree and two master's degrees.
- He's currently enrolled in human development - his second undergraduate program.

DO IT FOR THE CITY

- Justyn Mutts has his sights set on a third consecutive trip to the Big Dance in March. However, getting there isn't the end goal.
- "I've never won a game in March Madness," Mutts said. "That's definitely a huge thing for me this year. We need multiple wins [in the NCAAs], just for the city. Blacksburg, they deserve it [for] the love that they show us."

DEPENDABLE DEFENDERS

- Hunter Cattoor almost always draws the assignment of guarding the opposing team's best guard or wing.
- He's come a long way in that department, as Coach Young has gone on record of saying "he couldn't guard me" when Cattoor first arrived in Blacksburg.
- Combined with Justyn Mutts, who is as good of a defender as Young has ever coached, the Hokies have two elite leaders on the defensive side of the ball.

MEMORABLE YEAR

- Saturday's game vs. Grambling State was Virginia Tech's final home game of 2022. Tech posted a 14-3 record inside of Cassell Coliseum in the calendar year.
- The Hokies are 8-0 at home this season and riding a nine-game win streak in their home quarters dating back to last season.



The 2022-23 season marks the 21st for Mike Young as a head coach.

SPECIALTY STAT TRACKER

Opponent	Off TOs	Paint	2nd Chance	FB	Bench
Delaware State	18	28	16	8	19
Lehigh	16	40	4	2	17
William & Mary	14	24	14	6	21
Old Dominion	6	28	8	2	19
Penn State	8	40	11	2	10
at College of Charleston	15	44	9	7	5
Charleston Southern	14	40	8	8	11
Minnesota	13	40	13	2	15
North Carolina	10	42	8	10	12
Dayton	10	36	7	2	14
Oklahoma State	19	24	10	7	12
Grambling State	23	24	9	3	15
at Boston College	6	42	7	6	1
at Wake Forest	7	34	15	4	18
Clemson	11	18	9	4	8
NC State	15	36	11	8	15
at Syracuse	15	46	8	12	12
at Virginia					
at Clemson					
Duke					
Syracuse					
at Miami					
Virginia					
Boston College					
at Notre Dame					
at Georgia Tech					
Pitt					
Miami					
at Duke					
at Louisville					
Florida State					
Total +/-	+22	+108	-25	-23	-147
Season Highs	23	46	16	12	21

FAST BREAK

Tech has registered **two** wins over Top-5 programs under head coach Mike Young - most recently an 81-73 win over No. 3 Villanova on Nov. 28, 2020.

SCHOOL RECORDS

INDIVIDUAL

Games Played (Season)	36, by 5 players
Games Started (Season)	36, by 5 players
Games Played (Career)	136, Malcolm Delaney (2007-11)
Games Started (Career)	126, Dell Curry (1982-86); Bobby Beecher (1982-86)
Consecutive Starts	123, Ace Custis (1993-97)
Minutes Played (Game)	55, by 3 players
Minutes Played (Season)	1,300, Malcolm Delaney (2010-11), 34 games
Minutes Played (Highest Season Average)	38.6, Jay Purcell (1991-92), 28 games
Minutes Played (Career)	4,688, Malcolm Delaney (2007-11)
Minutes Played (Highest Career Average)	35.1, Dale Solomon, 1978-82
Points (Overall Game)	52, Allan Bristow vs. George Washington (2-21-73)
Points (ACC Game)	37, Malcolm Delaney vs. Clemson (1-29-09)
Points (ACC Tournament Game)	32, Jalen Hudson vs. Wake Forest (3-10-15)
Points (NCAA Tournament)	29, Glen Combs vs. Indiana (3-17-67)
Points (NIT)	33, A.D. Vasallo vs. Duquesne (3-18-09)
Points (Season)	801, Erick Green (2012-13), 32 games
Points (ACC Season)	469, Erick Green (2012-13), 18 games
Points (Season Average)	26.6, Bimbo Coles (1988-89), 27 games
Points (Double-Figure Games, Season)	34, Dell Curry (1983-84), 35 games
Points (Career)	2,484, Bimbo Coles (1986-90)
Points (Career Average)	23.1, Allan Bristow (1970-73)
Points (Double-Figure Games, Career)	115, Dell Curry (1982-86)
Field Goals Made (Game)	22, Allan Bristow vs. George Washington (2-21-73)
3-Pointers Made (Game)	9, Hunter Cattoor at Florida State (1-29-22); Justin Robinson vs. Syracuse (1-26-19)
Field Goals Made (Season)	305, Dell Curry (1985-86), 30 games
3-Pointers Made (Season)	106, Wally Lancaster (1987-88), 29 games
Field Goals Made (Career)	1,021, Dell Curry (1982-86)
3-Pointers Made (Career)	267, A.D. Vasallo (2005-09)
Free Throws Made (Game)	20, by 3 players
Free Throws Made (Season)	230, Malcolm Delaney (2009-10), 33 games
Free Throws Made (Career)	721, Malcolm Delaney (2007-11)
Rebounds (Game)	36, Chris Smith vs. Washington & Lee (1-9-59)
Rebounds (Season)	495, Chris Smith (1959-60), 26 games
Rebounds (Career)	1,508, Chris Smith (1957-61)
Assists (Game)	12, by 3 players
Assists (Season)	192, Dave Sensibaugh (1975-76), 28 games
Assists (Career)	547, Bimbo Coles (1986-90)
Steals (Game)	8, by 3 players
Steals (Season)	94, Jamon Gordon (2006-07), 34 games
Steals (Career)	295, Dell Curry (1982-86)
Blocks (Game)	9, Roy Brow vs. James Madison (12-6-86); vs. Baptist College (12-12-87)
Blocks (Season)	100, Roy Brow (1987-88), 28 games
Blocks (Career)	251, Roy Brow (1984-88)
TEAM	
Points (Game)	141, vs. Southern Miss (2-6-88)
Points (Season)	2,646, 1987-88, 29 games
Field Goals Made (Game)	52, vs. VMI (2-20-59)
Field Goals Made (Season)	1,058, 1983-84, 35 games
FG Percentage (Game)	.722 (39-54), vs. Syracuse (1-28-76)
FG Percentage (Season)	.517 (1,030-1,993), 1981-82
3-Pointers Made (Game)	21, vs. Delaware State (11-20-19)
3-Pointers Made (Season)	327, 2018-19, 35 games
3FG Percentage (Game)	.720 (18-25), at Florida State (1-29-22)
3FG Percentage (Season)	.403 (290-720), 2016-17
Rebounds (Game)	83, vs. VMI (2-19-61)
Assists (Game)	36, vs. The Citadel (11-12-17)
Steals (Game)	21, at Clemson (2-8-06)
Blocks (Game)	15 (2x), last vs. VMI (12-9-09)

2022-23 HONORS WATCH



Justyn Mutts

- ACC Preseason Voting*
- Second-Team All-ACC

Naismith Memorial Basketball Hall of Fame

- Karl Malone Award Watch List

Shriners Children's Charleston Classic

- All-Tournament Team

ACC Player of the Week

- Dec. 5 (21.5 ppg, 10.0 rpg, 65.5 FG%)

Sean Pedulla

Basketball Hall of Fame Invitational

- MVP vs. Oklahoma State (16p, 5r, 4a)



GLUE GUY

- Jon Rothstein voted Justyn Mutts as one of his top-10 "glue guys" heading into the 2022-23 season.



WINNINGEST STRETCH IN PROGRAM HISTORY

- Tech has racked up 143 wins over the last seven seasons, which is tied for the winningest stretch in program history.



- Between 1979 and 1986, VT also recorded 143 wins.
- The Hokies will need 23 wins or more in 2022-23 to break the best eight-season stretch in program history.

Season	Head Coach	Record
2015-16	Buzz Williams	20-15
2016-17	Buzz Williams	22-11
2017-18	Buzz Williams	21-12
2018-19	Buzz Williams	26-9
2019-20	Mike Young	16-16
2020-21	Mike Young	15-7
2021-22	Mike Young	23-12
2022-23	Mike Young	11-6

- Five of those seven seasons have resulted in an NCAA tournament appearance.

LEADING AT THE BREAK

- Over the last three seasons, Tech is 42-8 when leading at halftime.
- The Hokies are 55-12 in the Mike Young era when up at half.

NATIONAL POLLS

ASSOCIATED PRESS POLL

Updated: January 16

Rank	School	Record	Points
1	Houston (34)	17-1	1460
2	Kansas (23)	16-1	1446
3	Purdue (3)	16-1	1382
4	Alabama	15-2	1347
5	UCLA	16-2	1237
6	Gonzaga	16-3	1178
7	Texas	15-2	1122
8	Xavier	15-3	1047
9	Tennessee	14-3	1019
10	Virginia	13-3	926
11	Arizona	15-3	838
12	Iowa State	13-3	795
13	Kansas State	15-2	771
14	TCU	14-3	753
15	UConn	15-4	668
16	Auburn	14-3	553
17	Miami	14-3	487
18	Charleston	18-1	351
19	Clemson	15-3	339
20	Marquette	14-5	306
21	Baylor	12-5	267
22	Providence	14-4	262
23	Rutgers	13-5	131
24	Florida Atlantic	16-1	126
25	Arkansas	12-5	115

Receiving Votes: NC State 111, Saint Mary's 106, Arizona State 79, New Mexico 67, Illinois 61, San Diego State 44, Michigan State 29, Duke 24, Wisconsin 14, Creighton 9, Kent State 8, Boise State 6, Texas A&M 5, Ohio State 3, Missouri 3, VCU 2, Iowa 2, North Carolina 1

Dropped from Rankings: Wisconsin 18, Missouri 20, San Diego State 23, Duke 24

USA TODAY COACHES' POLL

Updated: January 16

Rank	School	Record	Points
1	Houston (17)	17-1	777
2	Kansas (9)	16-1	768
3	Purdue (5)	16-1	743
4	Alabama (1)	15-2	699
5	UCLA	16-2	645
6	Gonzaga	16-3	616
7	Texas	15-2	574
8	Xavier	15-3	555
9	Tennessee	14-3	537
10	Virginia	13-3	499
11	Arizona	15-3	410
12	Iowa State	13-3	379
13	TCU	14-3	372
14	UConn	15-4	367
15	Kansas State	15-2	364
16	Miami	14-3	266
17	Auburn	14-3	235
18	Marquette	14-5	197
19	Clemson	15-3	177
20	Providence	14-4	172
21	Charleston	18-1	153
22	Baylor	12-5	133
23	Illinois	12-5	97
24	Saint Mary's	16-4	88
25	Arkansas	12-5	82

Receiving Votes: Rutgers 74, Duke 64, Florida Atlantic 58, Michigan State 42, Wisconsin 41, Indiana 32, New Mexico 25, San Diego State 24, Iowa 23, Ohio State 21, Missouri 21, Arizona State 20, NC State 16, Kentucky 10, Texas A&M 8, Boise State 7, Texas Tech 3, North Carolina 3, Nevada 2, Tulane 1

Dropped from Rankings: Wisconsin 18, Missouri 20, Duke 21, San Diego State 25

TRACKING TECH

	AP	Coaches
Preseason	RV	RV
11/14	RV	RV
11/21	RV	RV
11/28	RV	-
12/5	RV	RV
12/12	24	T23
12/19	21	20
12/26	RV	RV
1/2	RV	RV
1/9	-	-
1/16	-	-
1/23	-	-
1/30	-	-
2/6	-	-
2/13	-	-
2/20	-	-
2/27	-	-
3/6	-	-
3/13	-	-
Final	-	-

Ratings Tracker (through January 16)

ESPN.com BPI	47
KenPom.com	45
Massey	61
NCAA NET Rankings	55
Sagarin	59

Virginia Tech's "Best" NET Wins:

North Carolina	33
Oklahoma State	56
Penn State	51



NOTEWORTHY

WHERE ARE THEY NOW?

- The Hokies lost 54.5% of their scoring from a year ago.
- Below is a rundown of where the letterwinners lost are now.

Name	Points	Current Team
Keve Aluma	567	Niigata (Japan)
Nahiem Alleyne	346	UConn
Storm Murphy	288	Medipolis SC Jena (Germany)
David N'Guessan	132	Kansas State
John Ojiako	47	George Mason
Jalen Haynes	7	ETSU
Ben Varga	3	No longer playing basketball

MUTTS DISHING IT OUT WITH THE BEST OF THEM

- Justyn Mutts was among the nation's leaders in assists from the forward position last season.
- He tied for fourth in the country with 124 assists. Ironically, the person he tied was the No. 1 pick in the 2022 NBA Draft.

Name	Assists	Team
Tosan Evbuomwan	142	Princeton
Kyle Rode	140	Liberty
Jalen Slawson	125	Furman
Justyn Mutts	124	Virginia Tech
Paolo Banchemo	124	Duke

50TH ANNIVERSARY OF '73 NIT CHAMPIONSHIP TEAM

- The 2022-23 season marks the 50th anniversary of the 1973 NIT championship team.
- It was the first postseason championship in program history.
- The Hokies captured the tournament by winning four games by a combined five points at Madison Square Garden in New York City.

Opponent	Score	Date
New Mexico	W, 65-63	3/18/73
Fairfield	W, 77-76	3/22/73
Alabama	W, 74-73	3/24/73
Notre Dame	W, 92-91 (OT)	3/25/73

- Bobby Stevens drained the game-winning basket as time expired to lift the Hokies over Notre Dame in the final.

DANCIN' IN BACK-TO-BACK SEASONS

- In previous seasons in Virginia Tech history, the fastest head coach to make the NCAA Tournament was in Year Three. Those Hokies were Howie Shannon, Charlie Moir and Buzz Williams.
- Therefore, with Mike Young doing so in Year Two, he became the fastest Tech coach to make The Dance.
- The Hokies have also never had a head coach lead them to the NCAA Tournament in two of their first three seasons.
- Mike Young becomes just the third head coach in program history to register multiple trips to the NCAA Tournament, joining Charlie Moir and Buzz Williams.
- Here's a rundown of the head coaches who have guided Tech to the NCAA Tournament.

Head Coach	NCAAT Years	# of App.
Charlie Moir	1979, 1980, 1985, 1986	4
Buzz Williams	2017, 2018, 2019	3
Mike Young	2021, 2022	2
Don DeVoe	1976	1
Bill Foster	1996	1
Seth Greenberg	2007	1
Howie Shannon	1967	1

HOKIE CENSUS

- Tech has 15 players on the squad who represent nine states and Washington, D.C.
- Maryland and North Carolina lead the way

with three players apiece, followed by Florida (two).

50 SPOT

- Tech shot over 50 percent in a game five times during the 2020-21 season - going 5-0.
- Since Young got to Blacksburg, the Hokies are 28-3 in contests shooting 50 percent or greater - only losses: vs. BYU (11/27/19), vs. Miami (1/26/22), at College of Charleston (11/20/22).
- Since the 2010-11 season, Tech is 99-14 when shooting 50 percent or better.

RANKED WINS BECOMIN' COMMON

- Tech had four ranked wins in 2020-21, tying the most-ever in school history (set 2017-18).
- The Hokies notched their first two of the 2021-22 season in Brooklyn against No. 25 North Carolina in the ACC semifinals and No. 7 Duke in the championship game.
- Tech's 80-72 win over No. 18 North Carolina on Dec. 4 was the Hokies' first ranked win of the 2022-23 season.

ONE BIG FAMILY

- The camaraderie between the VT men's and women's basketball teams as described by Hunter Cattoor:
- "I'd say it's like a whole big family there. We play and practice in the same facility, so we see them every day, whether that's working out on our own time or during lift and practice. We see them all around. We're saying hey to them. I know Coach Brooks is doing a great job over there with that team. But I look at them as family. ... I think it's great for both programs to be together and support each other and want each other to do well."



CASSELL COLISEUM - RENDERING OF PROPOSED \$75 MILLION-PLUS RENOVATION OF VIRGINIA TECH'S HOME VENUE

REACH FOR EXCELLENCE


- Virginia Tech announced on April 20, 2021 a \$400 million fundraising campaign to propel Hokie sports to the forefront of the Atlantic Coast Conference, prepare generations of student-athletes for success in life, and raise the university's profile nationwide.
- The campaign will leverage the momentum of recent successes on the field and in fundraising, such as adding about 10,000 more Hokie Club members in the past five years and opening the Student-Athlete Performance Center, thanks to a record gift. Still, leaders acknowledged that the athletics enterprise needs an infusion of revenue in order to compete at the top of the ACC.
- The budget increase will support athletics in three primary areas: facilities, coaching, and the student-athlete experience.



- The Reach for Excellence campaign has five main pillars, which are:
 - A football enhancement fund to build a program that consistently competes at the top of the ACC, by allotting \$30 million over time for recruiting, assistant coaches' salaries, quality-control coaches, player development, and capital needs.
 - Renovations to improve Cassell Coliseum, with at least \$50 million to be raised privately.
 - The Drive for 25 initiative to increase Hokie Club membership to 25,000 and raise \$20 million annually for student-

athlete scholarships.

- Striving for comprehensive excellence for all sports by providing operating expenses, facility improvements, nutritional and strength and conditioning programs, and more.
- Increasing the number of student-athlete scholarship endowments to expand capacity to support students and broaden reach in recruiting.
- When it's filled with nearly 10,000 fans cheering the Hokies to victory in the last seconds of a basketball game, Cassell Coliseum is an amazing sight. But when it's empty, the home of Virginia Tech basketball, volleyball, and wrestling shows its age. Built in the early 1960s, the Coliseum is due for an extensive renovation.
- Plans call for a completely redesigned experience, including:
 - A new glass entrance along Washington Street
 - Extended concourse areas along both sides to allow fans easier access to different sections of the coliseum
 - The addition of high-end premium seating areas, including club seating and luxury suites on both sides
- This much-needed \$75 million-plus project, helped by at least \$50 million in private support, would create one of the best home venues in the ACC.



“HOKIE TRACKS”

COMMENTS THAT LEFT AN IMPRESSION

“I think we have always had that standard. I think coming into the year, we wanted to be the best team that we could possibly be and achieve the most that we could achieve. I think throughout the year, we hit ups and downs, but at the end of the day, we never wavered from what our goal was. So, once we won the ACC championship, obviously, it may have been a big shock for everyone else, but for us, it wasn't a shock of that we couldn't have won it. I felt like since Day 1 we felt like we could have won it. I think the standard is trying to win each day, and whatever happens past that happens.”

- Hunter Cattoor on last year's success raising the standard

“I think we've got a really good culture. We've got good guys on the team that when things start going south, I can look to my left and my right and see guys that I trust, guys I believe in. If it's a big shot, I've got guys that I trust with those big shots”

- Justyn Mutts on the Hokies' composure when the game gets tight

“That guy came back for a reason. He didn't come back to sit on his laurels and piddle-paddle around. He came back to win.”

- Mike Young on Justyn Mutts

2022-23 RANKING SUMMARY

Statistic	National Rank	Conference Rank	Value National Leader	Value	Conference Leader	Value
Assist/Turnover Ratio (352 ranked)	21	2	1.45 Penn St.	1.74	Virginia	1.67
Assists Per Game (352 ranked)	98	5	14.5 Xavier	21.1	Virginia	15.9
Bench Points per game (352 ranked)	332	12	13.18 Fla. Atlantic	37.41	Georgia Tech	23.24
Blocks Per Game (352 ranked)	129	11	3.6 Utah Valley	6.6	Syracuse	5.9
Effective FG pct (352 ranked)	102	6	0.526 Colgate	0.584	Wake Forest	0.552
Fastbreak Points (352 ranked)	333	14	5.47 TCU	22.00	NC State	17.28
Field Goal Percentage (352 ranked)	85	5	46.4 Gonzaga	51.7	Miami (FL)	48.5
Field Goal Percentage Defense (352 ranked)	77	5	41.2 Tennessee	33.6	Clemson	39.4
Fouls Per Game (352 ranked)	97	7	15.8 Butler	12.7	Notre Dame	12.9
Free Throw Attempts Per Game (352 ranked)	316	14	14.8 UTRGV	27.4	North Carolina	24.6
Free Throw Percentage (352 ranked)	53	5	74.6 Villanova	84.3	Clemson	78.9
Free Throws Made Per Game (352 ranked)	280	13	11.1 Texas A&M	19.2	North Carolina	18.1
Rebound Margin (352 ranked)	167	5	1.8 Purdue	12.2	Duke	9.0
Rebounds (Defensive) Per Game (352 ranked)	71	4	26.88 Alabama	32.35	North Carolina	29.17
Rebounds (Offensive) Per Game (352 ranked)	244	9	9.41 Marshall	14.89	Duke	13.72
Rebounds Per Game (352 ranked)	140	7	36.29 Alabama	45.94	Duke	39.78
Scoring Defense (352 ranked)	90	3	65.8 Houston	52.9	Virginia	59.4
Scoring Margin (352 ranked)	86	6	8.4 Houston	23.1	NC State	11.1
Scoring Offense (352 ranked)	135	8	74.2 Gonzaga	86.9	North Carolina	80.0
Steals Per Game (352 ranked)	318	14	5.1 Missouri	11.6	NC State	8.9
Three Point Attempts Per Game (352 ranked)	160	5	22.2 Cornell	31.1	NC State	25.3
Three Point Percentage (352 ranked)	201	11	33.6 Utah St.	42.6	Virginia	38.5
Three Point Percentage Defense (352 ranked)	101	4	31.7 Tennessee	21.3	Duke	28.4
Three Pointers Per Game (352 ranked)	181	7	7.5 Chattanooga Liberty	11.9	Wake Forest	9.2
Turnover Margin (352 ranked)	88	4	1.8 UNLV	7.2	NC State	4.5
Turnovers Forced Per Game (352 ranked)	282	12	11.76 Morgan St.	20.18	NC State	14.89
Turnovers Per Game (352 ranked)	8	3	10.0 Penn St.	8.6	Notre Dame	9.3
Winning Percentage (352 ranked)	111	10	64.7 Col. of Charleston	94.7	Clemson	83.3

GAMES STARTED

	Streak	22-23	Career	ACC
Hunter Cattoor	-	13	54	25
Rodney Rice	-	-	-	-
MJ Collins	2	2	2	2
Sean Pedulla	17	17	17	6
Darren Buchanan Jr.	-	-	-	-
Patrick Wessler	-	-	-	-
Camden Johnson	-	-	-	-
John Camden	-	-	-	-
Darius Maddox	17	17	17	6
Owyn Dawyot	-	-	-	-
Lynn Kidd	2	4	4	2
Grant Basile	13	16	72	6
Justyn Mutts	16	16	123	39
Michael Ward	-	-	-	-
Mylyjael Poteat	-	-	3	-




NON-CONFERENCE BREAKDOWN

Team	NET	Result
Delaware State	352	W, 95-57
Lehigh	317	W, 78-52
William & Mary	279	W, 94-77
Old Dominion	130	W, 75-71
Penn State	41	W, 61-59
College of Charleston	53	L, 75-77
Charleston Southern	298	W, 69-64
Minnesota	240	W, 67-57
Dayton	112	W, 77-49
Oklahoma State	46	W, 70-65
Grambling State	128	W, 74-48

Tech returned to the site of its 2022 ACC tournament championship on Dec. 11 vs. Oklahoma State.



Hunter Cattoor is ninth all-time at VT in career 3-pointers made with 200.



SEASON BREAKDOWN

TECH'S RECORD WHEN...

	2022-23
Overall	11-6
ACC	1-5
At home	8-2
On the road	0-4
At neutral sites	3-0
After a win	9-2
After a loss	1-4
In overtime	0-1
vs. ranked opponents	1-0
Winning the opening tip	7-2
Losing the opening tip	4-4
Decided by 1-4 points or OT	2-5
Decided by 5-10 points	4-1
Decided by 11-20 points	1-0
Decided by 21+ points	4-0
Leading at half	11-2
Tied at half	0-1
Trailing at half	0-3
VT shoots 50% or better	5-1
VT shoots 40-49.9%	5-4
VT shoots less than 40%	1-1
VT out-shoots opponent	9-3
Opp. out-shoots VT	2-3
Opp. shoots 40% or better	6-5
Opp. shoots less than 40%	5-1
VT out-rebounds opponent	5-3
Opp. out-rebounds VT	4-2
Rebounds are tied	2-1
VT has more FT attempts	7-0
Opp. has more FT attempts	3-6
VT makes more 3-pointers	6-1
Opp. makes more 3-pointers	3-3
VT wins turnover battle	9-3
Opp. wins turnover battle	1-2
Turnovers are tied	1-1
VT scores 100+	0-0
VT scores 90-99 points	2-0
VT scores 80-89 points	1-0
VT scores 70-79 points	5-3
VT scores 60-69 points	3-3
VT scores 50-59 points	0-0
VT scores < 50 points	0-0
Opp. scores > 99 points	0-0
Opp. scores 90-99 points	0-0
Opp. scores 80-89 points	0-1
Opp. scores 70-79 points	3-4
Opp. scores 60-69 points	2-1
Opp. scores 50-59 points	4-0
Opp. scores < 50 points	2-0
Playing on Monday	2-0
Playing on Tuesday	0-0
Playing on Wednesday	1-3
Playing on Thursday	2-0
Playing on Friday	2-0
Playing on Saturday	1-2
Playing on Sunday	3-1
In November	7-1
In December	4-2
In January	0-3
In February	0-0
In March	0-0
Playing during the day	5-1
Playing at night	6-5
Wearing White	8-2
Wearing Maroon	0-2
Wearing Orange	2-1
Wearing Black	1-1

STARTING LINEUPS

W/L

1-0	Sean Pedulla, Hunter Cattoor, Darius Maddox, Grant Basile, Lynn Kidd
9-2	Sean Pedulla, Hunter Cattoor, Darius Maddox, Justyn Mutts, Grant Basile
1-0	Sean Pedulla, Hunter Cattoor, Darius Maddox, Justyn Mutts, Lynn Kidd
0-2	Sean Pedulla, Darius Maddox, Justyn Mutts, Grant Basile, Lynn Kidd
0-2	Sean Pedulla, MJ Collins, Darius Maddox, Justyn Mutts, Lynn Kidd

Margin of Victory/Defeat

	1	2	3	4	5	6	7	8	9	10	11-19	20+
Wins	-	1	-	1	2	-	-	1	-	1	1	4
Losses	-	2	1	1	1	-	-	-	-	1	-	-

Most First Half Points

Virginia Tech	57 vs. William & Mary (11/13/22)
Opponents	43 by Syracuse (1/11/23)

Most Second Half Points

Virginia Tech	47 vs. NC State (1/7/23)
Opponents	46 by Old Dominion (11/17/22)

Fewest First Half Points

Virginia Tech	22 vs. NC State (1/7/23)
Opponents	21 by Dayton (12/7/22)

Fewest Second Half Points

Virginia Tech	24 vs. Penn State (11/18/22)
Opponents	23 by Grambling State (12/17/22)

Largest Halftime Lead

Virginia Tech	25 vs. Delaware State (11/7/22)
Opponents	14 by NC State (1/7/23)

Largest Margin of Victory

Virginia Tech	38 vs. Delaware State (11/7/22)
Opponents	10 by Syracuse (1/11/23)

MISCELLANEOUS

How 1st Points Were Scored

Layup	7
3FG	5
Jumper	3
Dunk	1
Free Throw	1
Tip-in	-

Rebounds Leader

Grant Basile	4
Lynn Kidd	3
Darius Maddox	1
Justyn Mutts	12
Sean Pedulla	2
Mylyjael Poteat	2

Blocks Leader

Grant Basile	9
Hunter Cattoor	1
Lynn Kidd	2
Darius Maddox	1
Justyn Mutts	4
Sean Pedulla	2
Mylyjael Poteat	2

15+ Rebounds

-	-
---	---

20+ Rebounds

-	-
---	---

5+ Assists

Justyn Mutts	6
Sean Pedulla	6

Scored VT's 1st Points

Grant Basile	4
Hunter Cattoor	3
MJ Collins	1
Lynn Kidd	2
Darius Maddox	1
Justyn Mutts	4
Sean Pedulla	2

Assists Leader

Grant Basile	3
MJ Collins	1
Darius Maddox	1
Justyn Mutts	8
Sean Pedulla	9

10+ Points

Grant Basile	12
Hunter Cattoor	5
Lynn Kidd	3
Darius Maddox	9
Justyn Mutts	13
Sean Pedulla	17

10+ Assists

-	-
---	---

5+ Steals

Justyn Mutts	1
--------------	---

Steals Leader

Grant Basile	3
Hunter Cattoor	2
MJ Collins	1
Darius Maddox	3
Justyn Mutts	10
Sean Pedulla	6
Mylyjael Poteat	2
Rodney Rice	1

First Off VT Bench

Grant Basile	1
John Camden	1
MJ Collins	10
Lynn Kidd	7
Mylyjael Poteat	6
Rodney Rice	1

20+ Points

Grant Basile	3
Hunter Cattoor	1
Justyn Mutts	2
Sean Pedulla	3

Double-Doubles

Grant Basile	3
Justyn Mutts	5

Points Leader

Grant Basile	5
Hunter Cattoor	2
Justyn Mutts	4
Sean Pedulla	10

30+ Points

Grant Basile	1
--------------	---

Triple-Doubles

-	-
---	---

10+ Rebounds

Grant Basile	3
Lynn Kidd	1
Justyn Mutts	5


THE LAST TIME

LAST TIME VIRGINIA TECH...

Scored 100+ points and won	100-64, vs. Delaware State, 11/20/19
Scored 100+ points and lost	100-104 (2OT), vs. Maryland, 2/27/10
Played in OT	65-70 (OT), at Boston College, 12/21/22
Played in consecutive OTs	82-77 (OT), vs. UAB, 11/28/15; 79-81 (OT), vs. Northwestern, 12/1/15
Played in 2OT	79-77 (2OT), vs. North Carolina, 1/22/20
Played in 3OT	95-102 (3OT), vs. Miami (Fla.), 2/19/20
Scored 100+ points	100-64, vs. Delaware State, 11/20/19
Scored 90-99 points	94-77, vs. William & Mary, 11/13/22
Scored 80-89 points	80-72, vs. #18 North Carolina, 12/4/22
Scored 70-79 points	72-82, at Syracuse, 1/11/23
Scored 60-69 points	69-73, vs. NC State, 1/7/23
Scored 50-59 points	59-63, at Clemson, 3/5/22
Scored 40-49 points	47-24, at #23 NC State, 2/2/19
Scored 30-39 points	39-65, at #19 Virginia, 1/4/20
Scored 20-29 points	27-40, at McGuire Hospital, 2/2/46
Scored 10-19 points	16-45, at Virginia, 1/30/39
Scored less than 10 points	9-29, vs. North Carolina, 1/12/35
Allowed 100+ points	95-102 (3OT), vs. Miami (Fla.), 1/19/20
Allowed 90-99 points	77-90, vs. BYU, 11/27/19
Allowed 80-89 points	72-82, at Syracuse, 1/11/23
Allowed 70-79 points	69-73, vs. NC State, 1/7/23
Allowed 60-69 points	65-68, vs. Clemson, 1/4/23
Allowed 50-59 points	67-57, vs. Minnesota, 11/28/22
Allowed 40-49 points	74-48, vs. Grambling State, 12/17/22
Allowed 30-39 points	65-39, vs. Radford, 11/15/21
Allowed 20-29 points	47-24, at #23 NC State, 2/2/19
Allowed 10-19 points	60-19, vs. Lynchburg, 1/9/46
Allowed less than 10 points	28-9, vs. Hampden-Sydney, 1/17/1923
Scored at least 60 points in a half	66, 2nd Half, vs. The Citadel, 11/12/17
Largest margin of victory	83 points, vs. Randolph-Macon (87-4), 1/10/1911
Largest margin of victory in ACC	38 points, vs. Wake Forest (84-46), 2/27/21
Defeated a ranked opponent on the road	47-24, at #23 NC State, 2/2/19
Defeated a ranked opponent at home	80-72, vs. #18 North Carolina, 12/4/22
Defeated a ranked opponent on a neutral court	82-67, vs. #7 Duke, 3/12/22
Defeated a defending national champion	65-51, vs. #8 Virginia, 1/30/21
Held opponent without a double-figure scorer	65-39, vs. Radford, 11/15/21
Failed to have a double-figure scorer	41-57, vs. Temple, 2/25/96
Had 6 or more players score in double figures	vs. Cornell, 12/8/21
Had 7 or more players score in double figures	vs. Cornell, 12/8/21
Did not make a 3FG	at Providence, 2/1/03
Opponent did not make a 3FG	vs. Virginia, 2/14/22
Did not shoot a FT in the first half	vs. #3 Villanova, 11/28/20
Did not shoot a FT in the second half	vs. Minnesota, 11/28/22
Opponent did not shoot a FT	vs. Merrimack, 11/21/21
Held an opponent under 10 points in a half	9 points, vs. Eastern Michigan (1H), 12/22/11
Held an opponent under 20 points in a half	17 points, vs. Pitt (1H), 2/7/22
Had double-figure blocked shots	10, 84-46, vs. Wake Forest, 2/27/21
Came back from a double-figure deficit to win	10 points, vs. Grambling State, 12/17/22
Lost a double-digit lead	11 points, at Boston College, 1/22/22
Led by 20 or more points at halftime	21 points, vs. Dayton, 12/7/22
Had 20-29 assists in a game	21, at Miami, 2/26/22
Had 30 or more assists	36, vs. The Citadel, 11/12/17
Held a team under 20 percent from the floor	16.7%, at No. 23/22 NC State, 2/2/19
Held a team under three made FGs in a half	2 FG, vs. Notre Dame, 1/10/21
Won an ACC Tournament Championship	82-67, vs. #7 Duke, 3/12/22
Won an NCAA Tournament game	67-58, vs. Liberty, 3/24/19

WHAT'S A HOKIE?

The answer leads all the way back to 1896 when Virginia Agricultural and Mechanical College changed its name to Virginia Polytechnic Institute. With the change came the necessity for writing a new cheer and a contest for such a purpose was held by the student body.



Senior O.M. Stull won first prize for his "Hokie" yell which is still used today. Later, when asked if "Hokie" had any special meaning, Stull explained the word was solely the product of his imagination and was used only as an attention-getter for his yell. It soon became a nickname for all Tech teams and for those people loyal to Tech athletics.

The official university school colors - Chicago Maroon and Burnt Orange - also were introduced in 1896. The colors were chosen by a committee because they made a 'unique combination' not worn elsewhere at the time. The official definition of "Hokie" is "a loyal Virginia Tech Fan."



OUR NAME

When referring to our name, we ask that you use Virginia Tech, Hokies or Tech - and not 'Vah Tech.' Thank you!

THE LAST TIME

LAST TIME A VIRGINIA TECH PLAYER...

Recorded a double-double	Grant Basile (26 pts./10 rebs.), at Syracuse, 1/11/23
Recorded a triple-double	Justyn Mutts (12 pts./14 rebs./11 ast.), vs. Syracuse, 2/12/22
Two Tech players recorded double-doubles in same game	Keve Aluma (14 pts./12 rebs.) & Justyn Mutts (14 pts./11 rebs.), at Notre Dame, 1/27/21
Two Tech players recorded double-doubles in consecutive games	vs. North Carolina (ACC Tournament), 3/13/09; vs. Duquesne (NIT), 3/18/09
Had five or more steals	Justyn Mutts (6), vs. Oklahoma State, 12/11/22
Had 10 or more assists in a game	Justyn Mutts (11), vs. Syracuse, 2/12/22
Had 20 or more rebounds in a game	Jeff Allen (21), vs. Longwood, 12/14/08
Two Tech players with double-figure rebounds	Grant Basile (10) and Lynn Kidd (10), vs. Delaware State, 11/7/22
Two Tech players had five or more assists	Justyn Mutts (9) & Sean Pedulla (7), at Syracuse, 1/11/23
Three Tech players had five or more assists	Chris Clarke (10), Justin Robinson (6) & Seth Allen (6), vs. The Citadel, 12/17/16
Four Tech players had five or more assists	Kerry Blackshear Jr. (8), Devin Wilson (7), Justin Robinson (7) & Chris Clarke (5), vs. The Citadel, 1/30/21
Three Tech players made five or more 3FG	Nahiem Alleyne (5), Jalen Cone (5) & Isaiah Wilkins (5), vs. Delaware State, 11/20/19
Eight or more Tech players made a 3FG	8 players, at Pitt, 2/5/22
Two Tech players scored 20 or more points	Grant Basile (26) & Justyn Mutts (21), at Syracuse, 1/11/23
Three Tech players scored 20 or more points	Nickeil Alexander-Walker (25), Ahmed Hill (23) & Justin Robinson (23), vs. #23 Purdue, 11/18/18
Two Tech players scored 20 or more points in consecutive games	Nickeil Alexander-Walker & Kerry Blackshear Jr., 11/10/17 & 11/12/17
Tech freshman scored 20 or more points in a game	Sean Pedulla (20), at Florida State, 1/29/22
Three Tech freshmen scored in double figures in a game	Hunter Cattoor (14), Jalen Cone (11) & Lander Nolley II (10), vs. North Carolina, 3/10/20
Four Tech freshmen scored in double figures in a game	Landers Nolley II (21), Tyrece Radford (21), Jalen Cone (15) & Nahiem Alleyne (10), at Wake Forest, 1/14/20
Tech player scored 30-39 points in a game	Grant Basile (30), vs. Delaware State, 11/7/22
Tech player scored 40-49 points in a game	Dorenzo Hudson (41), vs. Seton Hall, 1/2/10
Tech player scored 50+ points in a game	Bimbo Coles (51), vs. Southern Miss, 2/6/88
Tech player had consecutive double-doubles	Justyn Mutts, 11/17/22, 11/18/22
Tech player had three consecutive double-doubles	Keve Aluma, 1/27/21, 1/30/21, 2/3/21
Tech freshman had consecutive double-doubles	Kerry Blackshear Jr., 12/13/15, 12/19/15
Tech allowed a triple-double	Dennis Smith Jr. (27 pts./11 rebs./11 ast.), at NC State, 1/4/17
Tech had a walk-on score double figures	Christian Beyer (13), vs. Alabama A&M, 12/14/14






THEME NIGHTS

11/7 vs.  ACC TITLE CELEBRATION <small>2-1-1</small>	11/10 vs.  MILITARY APPRECIATION	11/13 vs.  ACC TITLE CELEBRATION <small>2-1-1</small>	12/4 vs.  ORANGE OUT
12/7 vs.  THE FINALS COUNTDOWN <small>60'S NIGHT</small>	12/17 vs.  THE KIDS' TAKEOVER DAY	1/23 vs.  BLACK OUT	1/28 vs.  COACHES VS. CANCER
2/4 vs.  SMITTYFIELD MAROON OUT	2/18 vs.  #LOVE GAME	2/21 vs.  THINK OF BEER WILDONE OUT	3/4 vs.  SENIOR DAY



MIKE YOUNG

Head Coach | Fourth Season at Virginia Tech

2020-21 ACC Coach of the Year

CAREER RECORDS

Overall Record	364-286
Conference Games	203-155
Non-Conference Games	157-130
Conference Tournament	24-14
NCAA Tournament	1-7
Overtime Games	20-17
One-Point Games	12-14
vs. AP Top 25	8-25

VS. CURRENT ACC HEAD COACHES

Coach	All	VT	Wofford
Earl Grant	0-2	0-2	-
Brad Brownell	4-4	4-2	0-2
Jon Scheyer	-	-	-
Leonard Hamilton	1-1	1-1	-
Josh Pastner	3-3	2-2	1-1
Kenny Payne	-	-	-
Jim Larrañaga	4-4	3-3	1-1
Kevin Keatts	2-2	2-2	-
Hubert Davis	2-2	2-2	-
Mike Brey	4-2	4-1	0-1
Jeff Capel III	3-1	3-1	-
Jim Boeheim	2-3	2-3	-
Tony Bennett	2-4	2-3	0-1
Steve Forbes	8-5	2-2	6-3
Total	35-33	27-24	8-9

vs. Coach Young

Earl Grant	2-0 at BC
Brad Brownell	4-4 at Clemson
Jon Scheyer	0-0 at Duke
Leonard Hamilton	1-1 at Florida State
Josh Pastner	3-3 at Georgia Tech
Kenny Payne	0-0 at Louisville
Jim Larrañaga	0-1 at GMU; 4-3 at Miami
Kevin Keatts	2-2 at NC State
Hubert Davis	2-2 at UNC
Mike Brey	2-4 at Notre Dame
Jeff Capel III	1-3 at Pitt
Jim Boeheim	3-2 at Syracuse
Tony Bennett	4-2 at UVA
Steve Forbes	3-6 at ETSU; 2-2 at Wake

▶ COACH YOUNG: CAREER BREAKDOWN

Season	School	Overall	Conference	Finish	Postseason	Ranking	RPI/NET
2002-03	Wofford	14-15 .483	8-8 .500	T6th	-	-/-	219
2003-04	Wofford	9-20 .310	4-12 .250	T10th	-	-/-	273
2004-05	Wofford	14-14 .500	7-9 .438	8th	-	-/-	225
2005-06	Wofford	11-18 .379	6-9 .400	9th	-	-/-	287
2006-07	Wofford	10-20 .333	5-13 .278	T9th	-	-/-	295
2007-08	Wofford	16-16 .500	8-12 .400	8th	-	-/-	191
2008-09	Wofford	16-14 .533	12-8 .600	4th	-	-/-	177
2009-10	Wofford	26-9 .743	15-3 .833	1st	NCAA First Round	-/-	73
2010-11	Wofford	21-13 .618	14-4 .778	T1st	NCAA First Round	-/-	105
2011-12	Wofford	19-14 .576	12-6 .667	T2nd	CBI	-/-	178
2012-13	Wofford	13-19 .406	7-11 .389	T8th	-	-/-	253
2013-14	Wofford	20-13 .606	11-5 .688	T3rd	NCAA First Round	-/-	152
2014-15	Wofford	28-7 .800	16-2 .889	1st	NCAA First Round	RV/-	49
2015-16	Wofford	15-17 .469	11-7 .611	T3rd	-	-/-	202
2016-17	Wofford	16-17 .485	10-8 .556	T4th	-	-/-	189
2017-18	Wofford	21-13 .618	11-7 .611	T4th	CIT	-/-	141
2018-19	Wofford	30-5 .857	18-0 1.000	1st	NCAA Second Round	19/18	14
Totals	17 Seasons	299-244 .551	175-124 .585				
2019-20	Virginia Tech	16-16 .500	7-13 .350	T10th	-	-/-	92
2020-21	Virginia Tech	15-7 .682	9-4 .692	3rd	NCAA First Round	25/RV	51
2021-22	Virginia Tech	23-13 .639	11-9 .550	7th	NCAA Tournament	RV/RV	27
2022-23	Virginia Tech	11-6 .647	1-5 .167	-	-	-/-	55
Totals	4 Seasons	65-42 .607	28-31 .475				
Overall	21 Seasons	364-286 .560	203-155 .567				

▶ THE YOUNG FILE

Born	5/1/1963
Hometown	Radford, Virginia
Wife	Margaret
Children	Cooper, Davis
Education	Emory & Henry, 1986
Joined Tech Staff	4/7/2019
Years as College Head Coach	20
Years as College Coach	35

Coaching Career

1986-88	Assistant Coach, Emory & Henry
1988-89	Assistant Coach, Radford
1989-02	Assistant Coach, Wofford
2002-19	Head Coach, Wofford
2019-pr.	Head Coach, Virginia Tech

▶ ACCOMPLISHMENTS

Seven NCAA Tournaments

2022, 2021, 2019, 2015, 2014, 2011, 2010

One ACC Tournament Championship

2022

Five SoCon Tournament Championships

2019, 2015, 2014, 2011, 2010

Four SoCon Regular-Season Titles

2019, 2015, 2011, 2010

Two-time National Coach of the Year

2019 (Sporting News), 2010 (Hugh Durham)

Three AP All-America Selections

Fletcher Magee (2018-19), Karl Cochran (2014-15), Noah Dahlman (2009-10)

O HUNTER CATTOOR

SENIOR Guard | 6-3 | 200 | M.A. in Education, Liberal Arts and Human Sciences
Orlando, Florida | Bishop Moore



SEASON/CAREER BESTS

POINTS

Season 22 vs. William & Mary (11/13/22)
Career 31 vs. Duke (3/12/22)

REBOUNDS

Season 7 vs. CSU (11/25/22)
Career 9 vs. Radford (11/15/21)

ASSISTS

Season 4 (2x), last vs. CSU (11/25/22)
Career 6 at Miami (2/26/22)

BLOCKS

Season 2 vs. Delaware State (11/7/22)
Career 3 vs. Wake Forest (2/27/21)

STEALS

Season 4 vs. Penn State (11/18/22)
Career 4 vs. Penn State (11/18/22)

MINUTES

Season 38 (2x), last at CofC (11/20/22)
Career 39 at Virginia (1/12/22)

FIELD GOALS MADE

Season 7 (2x), last at CofC (11/20/22)
Career 11 vs. Duke (3/12/22)

FIELD GOALS ATTEMPTED

Season 13 at CofC (11/20/22)
Career 16 vs. Duke (3/12/22)

3-PT. FIELD GOALS MADE

Season 6 vs. William & Mary (11/13/22)
Career 9 at Florida State (1/29/22)

3-PT. FIELD GOALS ATTEMPTED

Season 10 vs. William & Mary (11/13/22)
Career 11 at Florida State (1/29/22)

FREE THROWS MADE

Season 7 vs. Oklahoma State (12/11/22)
Career 7 vs. Oklahoma State (12/11/22)

FREE THROWS ATTEMPTED

Season 8 vs. Oklahoma State (12/11/22)
Career 8 (2x), last vs. Oklahoma St. (12/11/22)

CAREER STATS

	GP-GS	MIN	AVG	FG-FGA	FG%	3FG-FGA	3FG%	FT-FTA	FT%	OFF-DEF-TOT	AVG	PF-FO	AST	TO	BLK	STL	PTS	AVG
2019-20	31-3	629	20.3	69-165	.418	51-127	.402	14-22	.636	4-73-77	2.5	44-0	35	16	4	31	203	6.5
2020-21	22-2	489	22.2	57-125	.456	39-90	.433	34-43	.791	2-39-41	1.9	34-1	30	26	11	20	187	8.5
2021-22	36-36	1183	32.9	121-278	.435	83-199	.417	36-50	.720	12-131-143	4.0	80-0	73	36	6	39	361	10.0
2022-23	13-13	408	31.4	41-96	.427	27-67	.403	16-23	.696	3-50-53	4.1	21-0	20	9	2	11	125	9.6
TOTAL	102-54	2709	26.6	288-664	.434	200-483	.414	100-138	.725	21-293-314	3.1	179-1	158	87	23	101	876	8.6

- 2022 ACC Tournament MVP; 31 points vs. Duke in title game. *Last name pronounced: kuh-TOUR*
- MVP of Basketball Hall of Fame Shootout vs. St. Bonaventure.
- One of Tech's top threats from three.
- Had 12 games of hitting three or more 3FGs in back-to-back seasons (2020-22).
- Reached double-figure scoring 17 times as a junior.
- Erupted for nine 3-pointers (tied single-game program record) at Florida State, which was the turning point in the Hokies' 2021-22 season.
- Originally committed to Wofford, but signed with the Hokies after Virginia Tech's hiring of Mike Young.
- Four-year letterwinner at Bishop Moore High School.
- Scored 1,420 points in high school. Was a 3-star recruit (247 Sports).
- Also played quarterback on Bishop Moore's football team.
- Wants to coach basketball when playing career is over.

2022-23 GAME-BY-GAME STATS

OPPONENT	DATE	ST	MIN	FG-FGA	PCT	3FG-FGA	PCT	FT-FTA	PCT	OFF	DEF	TOT	PF	A	T/O	BLK	STL	PTS
Delaware State	11/7/22	*	26	2-6	.333	1-4	.250	1-2	.500	1	2	3	0	2	0	2	0	6
Lehigh	11/10/22	*	29	2-4	.500	1-3	.333	1-2	.500	0	1	1	1	4	1	0	0	6
William & Mary	11/13/22	*	30	7-11	.636	6-10	.600	2-2	1.000	0	3	3	1	3	0	0	0	22
vs. Old Dominion	11/17/22	*	30	3-7	.429	2-4	.500	2-2	1.000	0	3	3	3	0	0	0	0	10
vs. Penn State	11/18/22	*	38	1-6	.167	1-5	.200	0-0	.000	0	4	4	1	1	0	0	4	3
at College of Charleston	11/20/22	*	38	7-13	.538	3-7	.429	0-2	.000	0	5	5	1	1	2	0	2	17
Charleston Southern	11/25/22	*	33	2-10	.200	2-6	.333	2-2	1.000	2	5	7	3	4	1	0	0	8
Minnesota	11/28/22	*	32	2-6	.333	2-4	.500	0-0	.000	0	6	6	1	1	2	0	0	6
North Carolina	12/4/22	*	29	5-7	.714	3-4	.750	0-1	.000	0	3	3	3	1	0	0	0	13
Dayton	12/7/22	*	33	3-8	.375	1-6	.167	0-0	.000	0	3	3	1	0	0	0	1	7
vs. Oklahoma State	12/11/22	*	35	1-5	.200	0-3	.000	7-8	.875	0	6	6	1	1	1	0	3	9
Grambling State	12/17/22	*	26	4-8	.500	4-8	.500	1-2	.500	0	4	4	2	1	0	0	0	13
at Boston College	12/21/22	*	30	2-5	.400	1-3	.333	0-0	.000	0	5	5	3	1	2	0	1	5
at Wake Forest	12/31/22																	DNP
Clemson	1/4/23																	DNP
NC State	1/7/23																	DNP
at Syracuse	1/11/23																	DNP
at Virginia	1/18/23																	
at Clemson	1/21/23																	
Duke	1/23/23																	
Syracuse	1/28/23																	
at Miami	1/31/23																	
Virginia	2/4/23																	
Boston College	2/8/23																	
at Notre Dame	2/11/23																	
at Georgia Tech	2/15/23																	
Pitt	2/18/23																	
Miami	2/21/23																	
at Duke	2/25/23																	
at Louisville	2/28/23																	
Florida State	3/4/23																	

PRODUCTION TRACKER

	This Season	Career
Scored 10+ Points	5	43
Scored 20+ Points	1	4
Led Tech in Scoring	2	10
Made 3+ 3FGs	4	28
Led Tech in 3FGM	8	34
Shot over 40% from 3	6	53
Had a Double-Double	-	-
Had Multiple Assists	4	43
Had Multiple Steals	3	29



1 RODNEY RICE

FRESHMAN Guard | 6-4 | 195 | Communication
Clinton, Maryland | DeMatha Catholic



SEASON/CAREER BESTS

POINTS

Season 2 at Syracuse (1/11/23)
Career 2 at Syracuse (1/11/23)

REBOUNDS

Season 4 at Syracuse (1/11/23)
Career 4 at Syracuse (1/11/23)

ASSISTS

Season 1 at Syracuse (1/11/23)
Career 1 at Syracuse (1/11/23)

BLOCKS

Season -
Career -

STEALS

Season 3 at Syracuse (1/11/23)
Career 3 at Syracuse (1/11/23)

MINUTES

Season 29 at Syracuse (1/11/23)
Career 29 at Syracuse (1/11/23)

FIELD GOALS MADE

Season 1 at Syracuse (1/11/23)
Career 1 at Syracuse (1/11/23)

FIELD GOALS ATTEMPTED

Season 9 at Syracuse (1/11/23)
Career 9 at Syracuse (1/11/23)

3-PT. FIELD GOALS MADE

Season -
Career -

3-PT. FIELD GOALS ATTEMPTED

Season 5 at Syracuse (1/11/23)
Career 5 at Syracuse (1/11/23)

FREE THROWS MADE

Season -
Career -

FREE THROWS ATTEMPTED

Season -
Career -

CAREER STATS

	GP-GS	MIN	AVG	FG-FGA	FG%	3FG-FGA	3FG%	FT-FTA	FT%	OFF-DEF-TOT	AVG	PF-FO	AST	TO	BLK	STL	PTS	AVG
2022-23	1-0	29	29.0	1-9	.111	0-5	.000	0-0	.000	1-3-4	4.0	3-0	1	2	0	3	2	2.0
TOTAL	1-0	29	29.0	1-9	.111	0-5	.000	0-0	.000	1-3-4	4.0	3-0	1	2	0	3	2	2.0

- Three-year letterwinner at DeMatha where he played one season under the direction of current Tech associate head coach Mike Jones.
- All-Met First Team selection in 2021-22 after leading the Stags in scoring.
- Averaged 18.5 points per game across a three-year career at DeMatha.
- Four-star recruit ranked 45th overall, third in Maryland and eighth at his position by ESPN.
- Chose the Hokies over Louisville, Alabama, Notre Dame, Georgetown and Maryland.
- Father, Rodney Rice Sr., played basketball at Richmond and led the Spiders to the Sweet 16 of the 1988 NCAA Tournament.

2022-23 GAME-BY-GAME STATS

OPPONENT	DATE	ST	MIN	FG-FGA	PCT	3FG-FGA	PCT	FT-FTA	PCT	OFF	DEF	TOT	PF	A	T/O	BLK	STL	PTS	
Delaware State	11/7/22																		DNP
Lehigh	11/10/22																		DNP
William & Mary	11/13/22																		DNP
vs. Old Dominion	11/17/22																		DNP
vs. Penn State	11/18/22																		DNP
at College of Charleston	11/20/22																		DNP
Charleston Southern	11/25/22																		DNP
Minnesota	11/28/22																		DNP
North Carolina	12/4/22																		DNP
Dayton	12/7/22																		DNP
vs. Oklahoma State	12/11/22																		DNP
Grambling State	12/17/22																		DNP
at Boston College	12/21/22																		DNP
at Wake Forest	12/31/22																		DNP
Clemson	1/4/23																		DNP
NC State	1/7/23																		DNP
at Syracuse	1/11/23		29	1-9	.111	0-5	.000	0-0	.000	1	3	4	3	1	2	0	3	2	
at Virginia	1/18/23																		
at Clemson	1/21/23																		
Duke	1/23/23																		
Syracuse	1/28/23																		
at Miami	1/31/23																		
Virginia	2/4/23																		
Boston College	2/8/23																		
at Notre Dame	2/11/23																		
at Georgia Tech	2/15/23																		
Pitt	2/18/23																		
Miami	2/21/23																		
at Duke	2/25/23																		
at Louisville	2/28/23																		
Florida State	3/4/23																		

PRODUCTION TRACKER

	This Season
Scored 10+ Points	-
Scored 20+ Points	-
Led Tech in Scoring	-
Made multiple 3FGs	-
Led Tech in 3FGM	-
Shot over 40% from 3	-
Had a Double-Double	-
Had Multiple Assists	-
Had Multiple Steals	1



2 MJ COLLINS

FRESHMAN Guard | 6-4 | 190 | Communication
Clover, South Carolina | Combine Academy



- A two-year letterwinner at Westminster Catawba before transferring to Combine Academy for his senior season.
- Combine ended the season ranked No. 20 in the country with a 25-5 record and a state championship in 2021-22.
- All-state, all-conference and the Male Athlete of the Year after averaging 23 points per game as a junior.
- Coached by Sim Frazier while playing for Team Curry in the summer of 2021.
- Rated the 181st-best prospect in the 2022 class on 247Sports.
- Tabbed the second-best player in the state of South Carolina and the 27th-best combo guard nationally, according to 247Sports.
- Four-star recruit and ranked 22nd at his position by ESPN.
- Chose the Hokies over Clemson, Oklahoma, Providence, South Florida and East Tennessee State.
- His sister, Reneazia, won three state championships in track.

SEASON/CAREER BESTS

POINTS

Season 8 vs. UNC (12/4/22)
Career 8 vs. UNC (12/4/22)

REBOUNDS

Season 8 vs. UNC (12/4/22)
Career 8 vs. UNC (12/4/22)

ASSISTS

Season 3 (3x), last vs. NC State (1/7/23)
Career 3 (3x), last vs. NC State (1/7/23)

BLOCKS

Season -
Career -

STEALS

Season 1 (3x), last vs. Grambling (12/17/22)
Career 1 (3x), last vs. Grambling (12/17/22)

MINUTES

Season 28 (2x), last vs. NC State (1/7/23)
Career 28 (2x), last vs. NC State (1/7/23)

FIELD GOALS MADE

Season 3 vs. NC State (1/7/23)
Career 3 vs. NC State (1/7/23)

FIELD GOALS ATTEMPTED

Season 7 (3x), last vs. UNC (12/4/22)
Career 7 (3x), last vs. UNC (12/4/22)

3-PT. FIELD GOALS MADE

Season 1 (5x), last at Wake (12/31/22)
Career 1 (5x), last at Wake (12/31/22)

3-PT. FIELD GOALS ATTEMPTED

Season 4 vs. UNC (12/4/22)
Career 4 vs. UNC (12/4/22)

FREE THROWS MADE

Season 3 vs. UNC (12/4/22)
Career 3 vs. UNC (12/4/22)

FREE THROWS ATTEMPTED

Season 4 vs. UNC (12/4/22)
Career 4 vs. UNC (12/4/22)

2022-23 GAME-BY-GAME STATS

OPPONENT	DATE	ST	MIN	FG-FGA	PCT	3FG-FGA	PCT	FT-FTA	PCT	OFF	DEF	TOT	PF	A	T/O	BLK	STL	PTS
Delaware State	11/7/22		23	2-7	.286	0-2	.000	0-0	.000	0	2	2	0	2	1	0	1	4
Lehigh	11/10/22		24	2-5	.400	1-3	.333	0-0	.000	0	0	0	1	1	0	0	1	5
William & Mary	11/13/22		16	2-7	.286	1-3	.333	2-2	1.000	0	0	0	4	0	0	0	0	7
vs. Old Dominion	11/17/22		19	1-2	.500	0-0	.000	0-0	.000	0	1	1	1	2	0	0	0	2
vs. Penn State	11/18/22		16	0-2	.000	0-2	.000	2-2	1.000	1	3	4	2	1	0	0	0	2
at College of Charleston	11/20/22		25	2-6	.333	0-3	.000	1-1	1.000	1	3	4	3	2	1	0	0	5
Charleston Southern	11/25/22		16	0-2	.000	0-1	.000	0-0	.000	0	1	1	0	0	0	0	0	0
Minnesota	11/28/22		21	1-2	.500	1-2	.500	0-0	.000	0	3	3	1	2	0	0	0	3
North Carolina	12/4/22		21	2-7	.286	1-4	.250	3-4	.750	5	3	8	3	1	0	0	0	8
Dayton	12/7/22		22	1-4	.250	0-2	.000	0-0	.000	0	2	2	0	3	0	0	0	2
vs. Oklahoma State	12/11/22		14	1-3	.333	0-2	.000	0-0	.000	0	1	1	0	0	0	0	0	2
Grambling State	12/17/22		22	2-3	.667	0-1	.000	0-1	.000	0	2	2	1	3	2	0	1	4
at Boston College	12/21/22		21	0-2	.000	0-1	.000	0-0	.000	0	5	5	0	1	1	0	0	0
at Wake Forest	12/31/22		28	1-4	.250	1-2	.500	0-0	.000	0	3	3	4	1	1	0	0	3
Clemson	1/4/23		9	0-1	.000	0-0	.000	0-0	.000	0	2	2	0	0	1	0	0	0
NC State	1/7/23	*	28	3-5	.600	0-1	.000	0-0	.000	1	1	2	0	3	0	0	0	6
at Syracuse	1/11/23	*	21	0-3	.000	0-1	.000	0-0	.000	1	1	2	1	0	0	0	0	0
at Virginia	1/18/23																	
at Clemson	1/21/23																	
Duke	1/23/23																	
Syracuse	1/28/23																	
at Miami	1/31/23																	
Virginia	2/4/23																	
Boston College	2/8/23																	
at Notre Dame	2/11/23																	
at Georgia Tech	2/15/23																	
Pitt	2/18/23																	
Miami	2/21/23																	
at Duke	2/25/23																	
at Louisville	2/28/23																	
Florida State	3/4/23																	

PRODUCTION TRACKER

	This Season
Scored 10+ Points	-
Scored 20+ Points	-
Led Tech in Scoring	-
Made multiple 3FGs	-
Led Tech in 3FGM	1
Shot over 40% from 3	2
Had a Double-Double	-
Had Multiple Assists	7
Had Multiple Steals	-



CAREER STATS

	GP-GS	MIN	AVG	FG-FGA	FG%	3FG-FGA	3FG%	FT-FTA	FT%	OFF-DEF-TOT	AVG	PF-FO	AST	TO	BLK	STL	PTS	AVG
2022-23	17-2	346	20.4	20-65	.308	5-30	.167	8-10	.800	9-33-42	2.5	21-0	22	7	0	3	53	3.1
TOTAL	17-2	346	20.4	20-65	.308	5-30	.167	8-10	.800	9-33-42	2.5	21-0	22	7	0	3	53	3.1

3 SEAN PEDULLA

SOPHOMORE Guard | 6-1 | 195 | Sports Media and Analytics
Edmond, Oklahoma | Edmond Memorial



SEASON/CAREER BESTS

POINTS

Season 22 vs. William & Mary (11/13/22)
Career 22 vs. William & Mary (11/13/22)

REBOUNDS

Season 6 at Syracuse (1/11/23)
Career 6 at Syracuse (1/11/23)

ASSISTS

Season 8 vs. Delaware State (11/7/22)
Career 8 vs. Delaware State (11/7/22)

BLOCKS

Season 1 (3x), last vs. Clemson (1/4/23)
Career 1 (4x), last vs. Clemson (1/4/23)

STEALS

Season 3 (2x), last at Wake (12/31/22)
Career 3 (2x), last at Wake (12/31/22)

MINUTES

Season 44 at Boston College (12/21/22)
Career 44 at Boston College (12/21/22)

FIELD GOALS MADE

Season 9 vs. Lehigh (11/10/22)
Career 9 vs. Lehigh (11/10/22)

FIELD GOALS ATTEMPTED

Season 18 (2x), last vs. Clemson (1/4/23)
Career 18 (2x), last vs. Clemson (1/4/23)

3-PT. FIELD GOALS MADE

Season 5 vs. Delaware State (11/7/22)
Career 6 at Florida State (1/29/22)

3-PT. FIELD GOALS ATTEMPTED

Season 11 at Syracuse (1/11/23)
Career 11 at Syracuse (1/11/23)

FREE THROWS MADE

Season 7 vs. Grambling (12/17/22)
Career 10 vs. Texas (3/18/22)

FREE THROWS ATTEMPTED

Season 9 vs. Grambling (12/17/22)
Career 10 vs. Texas (3/18/22)

CAREER STATS

	GP-GS	MIN	AVG	FG-FGA	FG%	3FG-FGA	3FG%	FT-FTA	FT%	OFF-DEF-TOT	AVG	PF-FO	AST	TO	BLK	STL	PTS	AVG
2021-22	36-0	467	13.0	62-145	.428	34-76	.447	36-40	.900	6-36-42	1.2	54-2	47	31	1	21	194	5.4
2022-23	17-17	609	35.8	104-241	.432	33-100	.330	45-54	.833	7-57-64	3.8	45-2	75	34	3	18	286	16.8
TOTAL	53-17	1076	20.3	166-386	.430	67-176	.381	81-94	.862	13-93-106	2.0	99-4	122	65	4	39	480	9.1

- Will take over the reins at point guard following the graduation of Storm Murphy. *Last name pronounced: puh-DOOL-uh*
- Solid sharpshooter from downtown – shot over 40% from three 18 times as a freshman.
- Posted a career-high 20 points at Florida State, which was the turning point in the Hokies' 2021-22 season. He drilled 6 of 7 from long range in that game.
- Guided Edmond Memorial to three state tournaments.
- Two-time all-state selection and COAC Offensive Player of the Year that averaged 17.6 points a game as a senior.
- Rated the 165th-best prospect in the 2021 class on 247Sports.
- Tabbed the second-best player in the state of Oklahoma and the 25th-best point guard nationally, according to 247Sports.
- Chose the Hokies over Minnesota and Oklahoma State.
- One of Dominic and Bernadette Pedulla's nine children. His siblings JJ, Edmund and Claire won state championships in high school basketball, while Brendan won a state championship in rugby.

2022-23 GAME-BY-GAME STATS

OPPONENT	DATE	ST	MIN	FG-FGA	PCT	3FG-FGA	PCT	FT-FTA	PCT	OFF	DEF	TOT	PF	A	T/O	BLK	STL	PTS
Delaware State	11/7/22	*	29	5-12	.417	5-8	.625	3-4	.750	0	4	4	1	8	2	0	1	18
Lehigh	11/10/22	*	33	9-17	.529	1-5	.200	1-1	1.000	0	3	3	0	2	0	1	0	20
William & Mary	11/13/22	*	36	7-11	.636	4-7	.571	4-4	1.000	1	3	4	2	4	1	1	1	22
vs. Old Dominion	11/17/22	*	34	7-15	.467	2-5	.400	2-5	.400	0	4	4	2	7	1	0	0	18
vs. Penn State	11/18/22	*	38	5-13	.385	0-6	.000	0-0	.000	0	1	1	1	3	1	0	3	10
at College of Charleston	11/20/22	*	34	7-15	.467	1-5	.200	2-2	1.000	0	3	3	3	3	4	0	2	17
Charleston Southern	11/25/22	*	37	6-10	.600	1-2	.500	2-3	.667	0	4	4	1	3	1	0	0	15
Minnesota	11/28/22	*	35	8-13	.615	1-3	.333	0-0	.000	1	3	4	2	2	1	0	0	17
North Carolina	12/4/22	*	36	5-14	.357	1-5	.200	3-4	.750	0	4	4	4	4	2	0	0	14
Dayton	12/7/22	*	27	8-13	.615	2-5	.400	1-1	1.000	0	1	1	5	2	1	0	2	19
vs. Oklahoma State	12/11/22	*	39	6-16	.375	2-4	.500	2-3	.667	1	4	5	3	4	1	0	1	16
Grambling State	12/17/22	*	33	5-12	.417	4-8	.500	7-9	.778	1	4	5	1	6	3	0	2	21
at Boston College	12/21/22	*	44	7-16	.438	1-5	.200	3-3	1.000	1	1	2	5	5	4	0	0	18
at Wake Forest	12/31/22	*	38	6-18	.333	1-9	.111	5-5	1.000	1	3	4	4	7	3	0	3	18
Clemson	1/4/23	*	37	5-18	.278	4-9	.444	0-0	.000	0	5	5	4	4	3	1	0	14
NC State	1/7/23	*	40	5-13	.385	1-3	.333	8-8	1.000	1	4	5	4	4	4	0	1	19
at Syracuse	1/11/23	*	40	3-15	.200	2-11	.182	2-2	1.000	0	6	6	3	7	2	0	2	10
at Virginia	1/18/23																	
at Clemson	1/21/23																	
Duke	1/23/23																	
Syracuse	1/28/23																	
at Miami	1/31/23																	
Virginia	2/4/23																	
Boston College	2/8/23																	
at Notre Dame	2/11/23																	
at Georgia Tech	2/15/23																	
Pitt	2/18/23																	
Miami	2/21/23																	
at Duke	2/25/23																	
at Louisville	2/28/23																	
Florida State	3/4/23																	

PRODUCTION TRACKER

	This Season	Career
Scored 10+ Points	17	22
Scored 20+ Points	3	4
Led Tech in Scoring	10	11
Made 3+ 3FGs	4	8
Led Tech in 3FGM	5	9
Shot over 40% from 3	8	26
Had a Double-Double	-	-
Had Multiple Assists	17	30
Had Multiple Steals	6	9



4 DARREN BUCHANAN JR.

FRESHMAN Forward | 6-7 | 235 | Communication
Washington, D.C. | Woodrow Wilson



SEASON/CAREER BESTS

POINTS

Season -
Career -

REBOUNDS

Season -
Career -

ASSISTS

Season -
Career -

BLOCKS

Season -
Career -

STEALS

Season -
Career -

MINUTES

Season -
Career -

FIELD GOALS MADE

Season -
Career -

FIELD GOALS ATTEMPTED

Season -
Career -

3-PT. FIELD GOALS MADE

Season -
Career -

3-PT. FIELD GOALS ATTEMPTED

Season -
Career -

FREE THROWS MADE

Season -
Career -

FREE THROWS ATTEMPTED

Season -
Career -

CAREER STATS

	GP-GS	MIN	AVG	FG-FGA	FG%	3FG-FGA	3FG%	FT-FTA	FT%	OFF-DEF-TOT	AVG	PF-FO	AST	TO	BLK	STL	PTS	AVG	
2022-23																			
TOTAL																			

- Will redshirt the 2022-23 season. *Name pronounced: DARE-in BUH-can-in*
- A four-year letterwinner at Woodrow Wilson in Washington, D.C.
- 2022 D.C. Gatorade Player of the Year and All-Met Player of the Year.
- Two-time DCIAA Player of the Year and two-time DCIAA champion.
- Two-time all-state first team selection, All-Met first team as a senior (joining teammate Rodney Rice) and two-time DCIAA first team.
- Averaged 17 points, 10 rebounds, four assists and three steals during his four-year career at Woodrow Wilson.
- Coached by Osman Bangura and Angelo Hernandez while playing for Team Durant on the Nike EYBL circuit for three years.
- Tabbed the second-best player in Washington, D.C., and the 47th-best small forward nationally, according to 247Sports; Three-star recruit according to multiple outlets.
- Chose the Hokies over Georgetown, Rutgers, George Mason and George Washington.
- Related to former NFL tight end Vernon Davis.

2022-23 GAME-BY-GAME STATS

OPPONENT	DATE	ST	MIN	FG-FGA	PCT	3FG-FGA	PCT	FT-FTA	PCT	OFF	DEF	TOT	PF	A	T/O	BLK	STL	PTS	
Delaware State	11/7/22																		DNP
Lehigh	11/10/22																		DNP
William & Mary	11/13/22																		DNP
vs. Old Dominion	11/17/22																		DNP
vs. Penn State	11/18/22																		DNP
at College of Charleston	11/20/22																		DNP
Charleston Southern	11/25/22																		DNP
Minnesota	11/28/22																		DNP
North Carolina	12/4/22																		DNP
Dayton	12/7/22																		DNP
vs. Oklahoma State	12/11/22																		DNP
Grambling State	12/17/22																		DNP
at Boston College	12/21/22																		DNP
at Wake Forest	12/31/22																		DNP
Clemson	1/4/23																		DNP
NC State	1/7/23																		DNP
at Syracuse	1/11/23																		DNP
at Virginia	1/18/23																		DNP
at Clemson	1/21/23																		DNP
Duke	1/23/23																		DNP
Syracuse	1/28/23																		DNP
at Miami	1/31/23																		DNP
Virginia	2/4/23																		DNP
Boston College	2/8/23																		DNP
at Notre Dame	2/11/23																		DNP
at Georgia Tech	2/15/23																		DNP
Pitt	2/18/23																		DNP
Miami	2/21/23																		DNP
at Duke	2/25/23																		DNP
at Louisville	2/28/23																		DNP
Florida State	3/4/23																		DNP

PRODUCTION TRACKER

	This Season
Scored 10+ Points	-
Had 5+ Rebounds	-
Had Multiple Blocks	-
Led Tech in Blocks	-
Had Multiple Steals	-
Shot over 50% from the floor	-
Played 10+ Minutes	-
Shot 5+ Free Throws	-
Had Multiple Dunks	-



5 PATRICK WESSLER

FRESHMAN Center | 7-0 | 245 | Business Marketing
 Matthews, North Carolina | Combine Academy



Last name pronounced: WES-ler

- Will redshirt the 2022-23 season.
- Invited to the Allen Iverson 24K Showcase game in Memphis.
- Played his final two seasons at Combine Academy where he guided the program to a state championship in 2021-22.
- Averaged 18 points, 14 rebounds and 2.3 blocks as a senior, while Combine ended the season ranked No. 20 in the country with a 25-5 record.
- Named 2020-21 HoopState Network Sixth Man of the Year.
- Played his freshman and sophomore seasons at David W. Butler High School in Matthews, N.C.
- Southwestern 4A Conference Player of the Year.
- Completed for CC Elite on the AAU circuit.
- Rated the 148th-best prospect in the 2022 class by 247Sports; Tabbed the third-best player in the state of North Carolina and the 24th-best center nationally, according to 247Sports.
- Chose the Hokies over Providence, Southern Cal, NC State and Ole Miss.

SEASON/CAREER BESTS

POINTS

Season -
 Career -

REBOUNDS

Season -
 Career -

ASSISTS

Season -
 Career -

BLOCKS

Season -
 Career -

STEALS

Season -
 Career -

MINUTES

Season -
 Career -

FIELD GOALS MADE

Season -
 Career -

FIELD GOALS ATTEMPTED

Season -
 Career -

3-PT. FIELD GOALS MADE

Season -
 Career -

3-PT. FIELD GOALS ATTEMPTED

Season -
 Career -

FREE THROWS MADE

Season -
 Career -

FREE THROWS ATTEMPTED

Season -
 Career -

CAREER STATS

2022-23 GAME-BY-GAME STATS

OPPONENT	DATE	ST	MIN	FG-FGA	PCT	3FG-FGA	PCT	FT-FTA	PCT	OFF	DEF	TOT	PF	A	T/O	BLK	STL	PTS	
Delaware State	11/7/22																		DNP
Lehigh	11/10/22																		DNP
William & Mary	11/13/22																		DNP
vs. Old Dominion	11/17/22																		DNP
vs. Penn State	11/18/22																		DNP
at College of Charleston	11/20/22																		DNP
Charleston Southern	11/25/22																		DNP
Minnesota	11/28/22																		DNP
North Carolina	12/4/22																		DNP
Dayton	12/7/22																		DNP
vs. Oklahoma State	12/11/22																		DNP
Grambling State	12/17/22																		DNP
at Boston College	12/21/22																		DNP
at Wake Forest	12/31/22																		DNP
Clemson	1/4/23																		DNP
NC State	1/7/23																		DNP
at Syracuse	1/11/23																		DNP
at Virginia	1/18/23																		DNP
at Clemson	1/21/23																		DNP
Duke	1/23/23																		DNP
Syracuse	1/28/23																		DNP
at Miami	1/31/23																		DNP
Virginia	2/4/23																		DNP
Boston College	2/8/23																		DNP
at Notre Dame	2/11/23																		DNP
at Georgia Tech	2/15/23																		DNP
Pitt	2/18/23																		DNP
Miami	2/21/23																		DNP
at Duke	2/25/23																		DNP
at Louisville	2/28/23																		DNP
Florida State	3/4/23																		DNP

PRODUCTION TRACKER

	This Season
Scored 10+ Points	-
Had 5+ Rebounds	-
Had Multiple Blocks	-
Led Tech in Blocks	-
Had Multiple Steals	-
Shot over 50% from the floor	-
Played 10+ Minutes	-
Shot 5+ Free Throws	-
Had Multiple Dunks	-



	GP-GS	MIN	AVG	FG-FGA	FG%	3FG-FGA	3FG%	FT-FTA	FT%	OFF-DEF-TOT	AVG	PF-FO	AST	TO	BLK	STL	PTS	AVG	
2022-23																			
TOTAL																			

10 CAMDEN JOHNSON

SOPHOMORE Guard | 6-1 | 185 | Business Finance
Waxhaw, North Carolina | Metrolina Christian Academy



SEASON/CAREER BESTS

POINTS

Season -
Career 3 vs. Merrimack (11/21/21)

REBOUNDS

Season 1 (3x), last vs. Dayton (12/7/22)
Career 1 (4x), last vs. Dayton (12/7/22)

ASSISTS

Season 1 (4x), last vs. Grambling (12/17/22)
Career 1 (5x), last vs. Grambling (12/17/22)

BLOCKS

Season -
Career -

STEALS

Season -
Career 1 (2x), last vs. Louisville (3/1/22)

MINUTES

Season 8 vs. Delaware State (11/7/22)
Career 8 vs. Delaware State (11/7/22)

FIELD GOALS MADE

Season -
Career 1 vs. Merrimack (11/21/21)

FIELD GOALS ATTEMPTED

Season 1 vs. Minnesota (11/28/22)
Career 1 (4x), last vs. Minnesota (11/28/22)

3-PT. FIELD GOALS MADE

Season -
Career 1 vs. Merrimack (11/21/21)

3-PT. FIELD GOALS ATTEMPTED

Season -
Career 1 (2x), last vs. St. Bona. (12/17/21)

FREE THROWS MADE

Season -
Career -

FREE THROWS ATTEMPTED

Season -
Career -

CAREER STATS

	GP-GS	MIN	AVG	FG-FGA	FG%	3FG-FGA	3FG%	FT-FTA	FT%	OFF-DEF-TOT	AVG	PF-FO	AST	TO	BLK	STL	PTS	AVG
2021-22	10-0	17	1.7	1-3	.333	1-2	.500	0-0	.000	0-2-2	0.2	1-0	1	0	0	2	3	0.3
2022-23	6-0	20	3.3	0-1	.000	0-0	.000	0-0	.000	1-2-3	0.5	2-0	4	1	0	0	0	0.0
TOTAL	16-0	37	2.3	1-4	.250	1-2	.500	0-0	.000	1-4-5	0.3	3-0	5	1	0	2	3	0.2

- Recruited as a preferred walk-on.
- Averaged 14 points, 6.6 rebounds, 3.2 assists and 2.3 steals per game his senior season at Metrolina.
- Parents, Joey and Cindy Johnson, both attended Virginia Tech.

2022-23 GAME-BY-GAME STATS

OPPONENT	DATE	ST	MIN	FG-FGA	PCT	3FG-FGA	PCT	FT-FTA	PCT	OFF	DEF	TOT	PF	A	T/O	BLK	STL	PTS
Delaware State	11/7/22		8	0-0	.000	0-0	.000	0-0	.000	1	0	1	1	1	0	0	0	0
Lehigh	11/10/22		2	0-0	.000	0-0	.000	0-0	.000	0	1	1	0	0	0	0	0	0
William & Mary	11/13/22		2	0-0	.000	0-0	.000	0-0	.000	0	0	0	0	1	0	0	0	0
vs. Old Dominion	11/17/22								DNP									
vs. Penn State	11/18/22								DNP									
at College of Charleston	11/20/22								DNP									
Charleston Southern	11/25/22								DNP									
Minnesota	11/28/22		2	0-1	.000	0-0	.000	0-0	.000	0	0	0	0	0	0	0	0	0
North Carolina	12/4/22								DNP									
Dayton	12/7/22		2	0-0	.000	0-0	.000	0-0	.000	0	1	1	0	1	1	0	0	0
vs. Oklahoma State	12/11/22								DNP									
Grambling State	12/17/22		4	0-0	.000	0-0	.000	0-0	.000	0	0	0	1	1	0	0	0	0
at Boston College	12/21/22								DNP									
at Wake Forest	12/31/22								DNP									
Clemson	1/4/23								DNP									
NC State	1/7/23								DNP									
at Syracuse	1/11/23								DNP									
at Virginia	1/18/23								DNP									
at Clemson	1/21/23								DNP									
Duke	1/23/23								DNP									
Syracuse	1/28/23								DNP									
at Miami	1/31/23								DNP									
Virginia	2/4/23								DNP									
Boston College	2/8/23								DNP									
at Notre Dame	2/11/23								DNP									
at Georgia Tech	2/15/23								DNP									
Pitt	2/18/23								DNP									
Miami	2/21/23								DNP									
at Duke	2/25/23								DNP									
at Louisville	2/28/23								DNP									
Florida State	3/4/23								DNP									

PRODUCTION TRACKER

	This Season	Career
Scored 5+ Points	-	-
Scored 10+ Points	-	-
Made Multiple 3FGs	-	-
Made 3+ 3FGs	-	-
Led Tech in 3FGM	-	-
Shot over 40% from 3	-	1
Played 5+ Minutes	1	1
Had Multiple Assists	-	-
Had Multiple Steals	-	-



11 JOHN CAMDEN

R-FRESHMAN Forward | 6-8 | 215 | Business Management
 Downingtown, Pennsylvania | Memphis



SEASON/CAREER BESTS

POINTS

Season 6 (2x), last at Wake (12/31/22)
 Career 6 (2x), last at Wake (12/31/22)

REBOUNDS

Season 2 (2x), last vs. Clemson (1/4/23)
 Career 2 (2x), last vs. Clemson (1/4/23)

ASSISTS

Season -
 Career -

BLOCKS

Season 1 at Wake Forest (12/31/22)
 Career 1 at Wake Forest (12/31/22)

STEALS

Season -
 Career -

MINUTES

Season 19 vs. Delaware State (11/7/22)
 Career 19 vs. Delaware State (11/7/22)

FIELD GOALS MADE

Season 2 vs. Delaware State (11/7/22)
 Career 2 vs. Delaware State (11/7/22)

FIELD GOALS ATTEMPTED

Season 4 (2x), last vs. William & Mary (11/13/22)
 Career 4 (2x), last vs. William & Mary (11/13/22)

3-PT. FIELD GOALS MADE

Season 2 vs. Delaware State (11/7/22)
 Career 2 vs. Delaware State (11/7/22)

3-PT. FIELD GOALS ATTEMPTED

Season 4 vs. Delaware State (11/7/22)
 Career 4 vs. Delaware State (11/7/22)

FREE THROWS MADE

Season 3 at Wake Forest (12/31/22)
 Career 3 at Wake Forest (12/31/22)

FREE THROWS ATTEMPTED

Season 5 at Wake Forest (12/31/22)
 Career 5 at Wake Forest (12/31/22)

CAREER STATS

	GP-GS	MIN	AVG	FG-FGA	FG%	3FG-FGA	3FG%	FT-FTA	FT%	OFF-DEF-TOT	AVG	PF-FO	AST	TO	BLK	STL	PTS	AVG
2021-22	1-0	1	1.0	0-0	.000	0-0	.000	0-0	.000	0-1-1	1.0	0-0	0	0	0	0	0	0.0
2022-23	11-0	86	7.8	4-18	.222	3-15	.200	3-5	.600	2-8-10	0.9	10-0	0	1	1	0	14	1.3
TOTAL	12-0	87	7.3	4-18	.222	3-15	.200	3-5	.600	2-9-11	0.9	10-0	0	1	1	0	14	1.2

- Will be a versatile wing for Coach Young, who can play the 3 and the 4.
- Transferred from Memphis; battled a right foot injury most of freshman season.
- Chose the Hokies over LSU during the transfer process.
- Played senior season at Brewster Academy in Wolfeboro, N.H.
- Was rated a four-star recruit and the 90th-ranked player in the nation by Rivals.
- Averaged 15.8 points per game as a junior at Archbishop Carroll (Pa.) in 2019-20.
- Father, Tex, graduated from Virginia Tech in 1993.
- Sisters, Meg and Heather, played lacrosse at Ohio State and Drexel, respectively.
- Other older sister, Anna, plays basketball at Penn State.

2022-23 GAME-BY-GAME STATS

OPPONENT	DATE	ST	MIN	FG-FGA	PCT	3FG-FGA	PCT	FT-FTA	PCT	OFF	DEF	TOT	PF	A	T/O	BLK	STL	PTS
Delaware State	11/7/22		19	2-4	.500	2-4	.500	0-0	.000	0	2	2	3	0	0	0	0	6
Lehigh	11/10/22		8	0-0	.000	0-0	.000	0-0	.000	0	1	1	2	0	0	0	0	0
William & Mary	11/13/22		9	1-4	.250	0-3	.000	0-0	.000	1	0	1	2	0	1	0	0	2
vs. Old Dominion	11/17/22		2	0-0	.000	0-0	.000	0-0	.000	0	1	1	0	0	0	0	0	0
vs. Penn State	11/18/22							DNP										
at College of Charleston	11/20/22		1	0-0	.000	0-0	.000	0-0	.000	0	0	0	0	0	0	0	0	0
Charleston Southern	11/25/22							DNP										
Minnesota	11/28/22							DNP										
North Carolina	12/4/22							DNP										
Dayton	12/7/22		3	0-1	.000	0-1	.000	0-0	.000	0	0	0	0	0	0	0	0	0
vs. Oklahoma State	12/11/22							DNP										
Grambling State	12/17/22		5	0-1	.000	0-1	.000	0-0	.000	0	1	1	0	0	0	0	0	0
at Boston College	12/21/22		0	0-0	.000	0-0	.000	0-0	.000	0	0	0	0	0	0	0	0	0
at Wake Forest	12/31/22		15	1-3	.333	1-3	.333	3-5	.600	0	1	1	1	0	0	1	0	6
Clemson	1/4/23		10	0-3	.000	0-1	.000	0-0	.000	1	1	2	1	0	0	0	0	0
NC State	1/7/23		14	0-2	.000	0-2	.000	0-0	.000	0	1	1	1	0	0	0	0	0
at Syracuse	1/11/23							DNP										
at Virginia	1/18/23																	
at Clemson	1/21/23																	
Duke	1/23/23																	
Syracuse	1/28/23																	
at Miami	1/31/23																	
Virginia	2/4/23																	
Boston College	2/8/23																	
at Notre Dame	2/11/23																	
at Georgia Tech	2/15/23																	
Pitt	2/18/23																	
Miami	2/21/23																	
at Duke	2/25/23																	
at Louisville	2/28/23																	
Florida State	3/4/23																	

PRODUCTION TRACKER

	This Season	Career
Scored 5+ Points	2	2
Scored 10+ Points	-	-
Made Multiple 3FGs	1	1
Made 3+ 3FGs	-	-
Led Tech in 3FGM	-	-
Shot over 40% from 3	1	1
Played 5+ Minutes	6	6
Had Multiple Assists	-	-
Had Multiple Steals	-	-



13 DARIUS MADDOX

JUNIOR Guard | 6-5 | 180 | Sports Media and Analytics
Bowie, Maryland | Oak Hill Academy



SEASON/CAREER BESTS

POINTS

Season 16 vs. NC State (1/7/23)
Career 20 vs. North Carolina (3/11/22)

REBOUNDS

Season 8 at Boston College (12/21/22)
Career 8 at Boston College (12/21/22)

ASSISTS

Season 3 (3x), last vs. Clemson (1/4/23)
Career 4 vs. Miami (1/26/22)

BLOCKS

Season 2 at Syracuse (1/11/23)
Career 2 (3x), last at Syracuse (1/11/23)

STEALS

Season 2 (2x), last vs. Clemson (1/4/23)
Career 3 at Florida State (1/29/22)

MINUTES

Season 40 at Boston College (12/21/22)
Career 40 at Boston College (12/21/22)

FIELD GOALS MADE

Season 5 (6x), last vs. NC State (1/7/23)
Career 7 vs. North Carolina (3/11/22)

FIELD GOALS ATTEMPTED

Season 15 at Boston College (12/21/22)
Career 15 at Boston College (12/21/22)

3-PT. FIELD GOALS MADE

Season 4 vs. NC State (1/7/23)
Career 4 (2x), last vs. NC State (1/7/23)

3-PT. FIELD GOALS ATTEMPTED

Season 6 (2x), last vs. NC State (1/7/23)
Career 6 (2x), last vs. NC State (1/7/23)

FREE THROWS MADE

Season 4 vs. Delaware State (11/7/22)
Career 4 (3x), last vs. Delaware St. (11/7/22)

FREE THROWS ATTEMPTED

Season 5 vs. Delaware State (11/7/22)
Career 5 vs. Delaware State (11/7/22)

CAREER STATS

	GP-GS	MIN	AVG	FG-FGA	FG%	3FG-FGA	3FG%	FT-FTA	FT%	OFF-DEF-TOT	AVG	PF-FO	AST	TO	BLK	STL	PTS	AVG
2020-21	11-0	35	3.2	3-11	.273	3-7	.429	0-0	.000	2-0-2	0.2	3-0	3	1	1	0	9	0.8
2021-22	36-0	612	17.0	82-160	.513	40-79	.506	26-33	.788	17-52-69	1.9	42-0	19	20	8	11	230	6.4
2022-23	17-17	539	31.7	59-156	.378	17-56	.304	21-24	.875	24-32-56	3.3	30-0	21	11	6	11	156	9.2
TOTAL	64-17	1186	18.5	144-327	.440	60-142	.423	47-57	.825	43-84-127	2.0	75-0	43	32	15	22	395	6.2

- Potential to have a breakout season.
- 2022 ACC All-Tournament Second Team; dropped career-high 20 points vs. UNC in semis.
- Two game-winning 3-pointers in four games: at Miami and vs. Clemson.
- Dropped in a career-high 14 points on 4-of-8 shooting vs. Cornell; also set or tied career highs in rebounds (four), minutes played (23), field goals made (four) and free throws made (four).
- Appeared in 11 games in 2020-21, recording a season-high nine points vs. Coppin State (12/19/20).
- Rated 84th overall and the 14th-best shooting guard on 247 Sports.
- Chose the Hokies over Cincinnati, Creighton, Georgetown and Seton Hall.

2022-23 GAME-BY-GAME STATS

OPPONENT	DATE	ST	MIN	FG-FGA	PCT	3FG-FGA	PCT	FT-FTA	PCT	OFF	DEF	TOT	PF	A	T/O	BLK	STL	PTS
Delaware State	11/7/22	*	27	5-8	.625	0-1	.000	4-5	.800	0	3	3	0	0	0	0	1	14
Lehigh	11/10/22	*	24	3-7	.429	0-3	.000	2-2	1.000	0	4	4	0	0	0	0	0	8
William & Mary	11/13/22	*	31	5-9	.556	2-2	1.000	2-2	1.000	1	1	2	1	3	0	0	1	14
vs. Old Dominion	11/17/22	*	35	4-11	.364	2-5	.400	2-2	1.000	0	2	2	2	2	0	0	0	12
vs. Penn State	11/18/22	*	33	5-8	.625	1-2	.500	0-0	.000	3	2	5	1	1	1	0	0	11
at College of Charleston	11/20/22	*	22	4-9	.444	0-4	.000	0-0	.000	1	1	2	4	0	1	0	1	8
Charleston Southern	11/25/22	*	34	5-13	.385	1-4	.250	1-2	.500	2	0	2	3	0	2	0	0	12
Minnesota	11/28/22	*	30	1-7	.143	0-2	.000	2-2	1.000	3	1	4	1	2	1	1	0	4
North Carolina	12/4/22	*	37	1-6	.167	0-2	.000	0-0	.000	0	4	4	4	2	1	0	1	2
Dayton	12/7/22	*	31	5-13	.385	2-5	.400	0-0	.000	1	4	5	1	3	1	0	1	12
vs. Oklahoma State	12/11/22	*	33	3-9	.333	1-3	.333	0-0	.000	3	0	3	2	0	2	1	0	7
Grambling State	12/17/22	*	34	3-9	.333	1-4	.250	0-0	.000	2	1	3	1	1	0	1	1	7
at Boston College	12/21/22	*	40	4-15	.267	2-6	.333	0-0	.000	5	3	8	2	0	1	0	0	10
at Wake Forest	12/31/22	*	25	2-6	.333	0-1	.000	1-1	1.000	0	2	2	2	1	0	0	2	5
Clemson	1/4/23	*	36	4-11	.364	1-5	.200	2-2	1.000	2	2	4	1	3	1	0	2	11
NC State	1/7/23	*	38	5-12	.417	4-6	.667	2-2	1.000	0	2	2	4	1	0	1	0	16
at Syracuse	1/11/23	*	30	0-3	.000	0-1	.000	3-4	.750	1	0	1	1	2	0	2	1	3
at Virginia	1/18/23																	
at Clemson	1/21/23																	
Duke	1/23/23																	
Syracuse	1/28/23																	
at Miami	1/31/23																	
Virginia	2/4/23																	
Boston College	2/8/23																	
at Notre Dame	2/11/23																	
at Georgia Tech	2/15/23																	
Pitt	2/18/23																	
Miami	2/21/23																	
at Duke	2/25/23																	
at Louisville	2/28/23																	
Florida State	3/4/23																	

PRODUCTION TRACKER

	This Season	Career
Scored 10+ Points	9	17
Scored 20+ Points	-	1
Led Tech in Scoring	-	2
Made 3+ 3FGs	1	7
Led Tech in 3FGM	3	8
Shot over 40% from 3	5	28
Had a Double-Double	-	-
Had Multiple Assists	7	11
Had Multiple Steals	2	3



14 OWYN DAWYOT

FRESHMAN Guard | 6-2 | 190 | Sports Media and Analytics
Roanoke, Virginia | Cave Spring



SEASON/CAREER BESTS

POINTS

Season 2 vs. Dayton (12/7/22)
Career 2 vs. Dayton (12/7/22)

REBOUNDS

Season 1 vs. William & Mary (11/13/22)
Career 1 vs. William & Mary (11/13/22)

ASSISTS

Season -
Career -

BLOCKS

Season -
Career -

STEALS

Season -
Career -

MINUTES

Season 2 vs. Dayton (12/7/22)
Career 2 vs. Dayton (12/7/22)

FIELD GOALS MADE

Season 1 vs. Dayton (12/7/22)
Career 1 vs. Dayton (12/7/22)

FIELD GOALS ATTEMPTED

Season 1 (2x), last vs. Dayton (12/7/22)
Career 1 (2x), last vs. Dayton (12/7/22)

3-PT. FIELD GOALS MADE

Season -
Career -

3-PT. FIELD GOALS ATTEMPTED

Season 1 vs. William & Mary (11/13/22)
Career 1 vs. William & Mary (11/13/22)

FREE THROWS MADE

Season -
Career -

FREE THROWS ATTEMPTED

Season -
Career -

CAREER STATS

	GP-GS	MIN	AVG	FG-FGA	FG%	3FG-FGA	3FG%	FT-FTA	FT%	OFF-DEF-TOT	AVG	PF-FO	AST	TO	BLK	STL	PTS	AVG
2022-23	4-0	5	1.3	1-2	.500	0-1	.000	0-0	.000	0-1-1	0.3	1-0	0	0	0	0	2	0.5
TOTAL	4-0	5	1.3	1-2	.500	0-1	.000	0-0	.000	0-1-1	0.3	1-0	0	0	0	0	2	0.5

- Recruited as a preferred walk-on.
- VHSCA Class 3 State Co-Player of the Year as a senior.
- Led Cave Spring to the 2022 VHSL Class 3 state title, knocking down the game-winning free throw for a 76-75 victory over Petersburg.
- Scored a game-high 29 points in that state final.
- Averaged 16.2 points, 4.5 rebounds, 2.1 assists, and 2.3 steals per game in 2021-22.
- Earned First-Team All-District, First-Team All-Region and First-Team All-State as a senior.
- Transferred from Salem to Cave Spring for his senior season.
- Set the Cave Spring record for wins in a season with 29 during the 2021-22 campaign.
- Grandfather, Peter Dawyot, played football at Virginia Tech.

Name pronounced: OWE-in DOY-yacht

2022-23 GAME-BY-GAME STATS

OPPONENT	DATE	ST	MIN	FG-FGA	PCT	3FG-FGA	PCT	FT-FTA	PCT	OFF	DEF	TOT	PF	A	T/O	BLK	STL	PTS
Delaware State	11/7/22		1	0-0	.000	0-0	.000	0-0	.000	0	0	0	0	0	0	0	0	0
Lehigh	11/10/22																	
William & Mary	11/13/22	1		0-1	.000	0-1	.000	0-0	.000	0	1	1	0	0	0	0	0	0
vs. Old Dominion	11/17/22																	
vs. Penn State	11/18/22																	
at College of Charleston	11/20/22																	
Charleston Southern	11/25/22																	
Minnesota	11/28/22																	
North Carolina	12/4/22																	
Dayton	12/7/22	2		1-1	1.000	0-0	.000	0-0	.000	0	0	0	1	0	0	0	0	2
vs. Oklahoma State	12/11/22																	
Grambling State	12/17/22	1		0-0	.000	0-0	.000	0-0	.000	0	0	0	0	0	0	0	0	0
at Boston College	12/21/22																	
at Wake Forest	12/31/22																	
Clemson	1/4/23																	
NC State	1/7/23																	
at Syracuse	1/11/23																	
at Virginia	1/18/23																	
at Clemson	1/21/23																	
Duke	1/23/23																	
Syracuse	1/28/23																	
at Miami	1/31/23																	
Virginia	2/4/23																	
Boston College	2/8/23																	
at Notre Dame	2/11/23																	
at Georgia Tech	2/15/23																	
Pitt	2/18/23																	
Miami	2/21/23																	
at Duke	2/25/23																	
at Louisville	2/28/23																	
Florida State	3/4/23																	

PRODUCTION TRACKER

	This Season
Scored 5+ Points	-
Scored 10+ Points	-
Made Multiple 3FGs	-
Made 3+ 3FGs	-
Led Tech in 3FGM	-
Shot over 40% from 3	-
Played 5+ Minutes	-
Had Multiple Assists	-
Had Multiple Steals	-



15 LYNN KIDD

JUNIOR Center | 6-10 | 235 | Sociology
Gainesville, Florida | Clemson



SEASON/CAREER BESTS

POINTS

Season 14 vs. NC State (1/7/23)
Career 14 vs. NC State (1/7/23)

REBOUNDS

Season 10 vs. Delaware State (11/7/22)
Career 10 vs. Delaware State (11/7/22)

ASSISTS

Season 3 vs. Delaware State (11/7/22)
Career 3 vs. Delaware State (11/7/22)

BLOCKS

Season 2 (2x), last vs. Grambling (12/17/22)
Career 2 (3x), last vs. Grambling (12/17/22)

STEALS

Season 1 (2x), last vs. Grambling (12/17/22)
Career 1 (2x), last vs. Grambling (12/17/22)

MINUTES

Season 24 vs. Delaware State (11/7/22)
Career 24 vs. Delaware State (11/7/22)

FIELD GOALS MADE

Season 7 vs. NC State (1/7/23)
Career 7 vs. NC State (1/7/23)

FIELD GOALS ATTEMPTED

Season 9 vs. CSU (11/25/22)
Career 9 vs. CSU (11/25/22)

3-PT. FIELD GOALS MADE

Season -
Career -

3-PT. FIELD GOALS ATTEMPTED

Season -
Career -

FREE THROWS MADE

Season 3 at Wake Forest (12/31/22)
Career 3 at Wake Forest (12/31/22)

FREE THROWS ATTEMPTED

Season 5 at Wake Forest (12/31/22)
Career 5 at Wake Forest (12/31/22)

CAREER STATS

	GP-GS	MIN	AVG	FG-FGA	FG%	3FG-FGA	3FG%	FT-FTA	FT%	OFF-DEF-TOT	AVG	PF-FO	AST	TO	BLK	STL	PTS	AVG
2020-21	7-0	33	4.7	2-6	.333	0-0	.000	4-4	1.000	4-3-7	1.0	6-0	1	2	2	0	8	1.1
2021-22	10-0	25	2.5	3-8	.375	0-0	.000	1-1	1.000	6-5-11	1.1	0-0	0	3	2	0	7	0.7
2022-23	17-4	222	13.1	42-65	.646	0-0	.000	12-19	.632	21-48-69	4.1	27-0	10	12	8	2	96	5.6
TOTAL	34-4	280	8.2	47-79	.595	0-0	.000	17-24	.708	31-56-87	2.6	33-0	11	17	12	2	111	3.3

- Look for increased production in his second season as a Hokie.
- Played in seven games, totaling eight points in 33 minutes of action as a freshman at Clemson.
- Reclassified from the 2021 recruiting class to 2020.
- No. 77 overall prospect on ESPN's Top-100 list of high school juniors; four-star recruit.
- Chose Clemson over Virginia Tech, Miami, Wake Forest, Auburn and Florida during his initial recruitment.

2022-23 GAME-BY-GAME STATS

OPPONENT	DATE	ST	MIN	FG-FGA	PCT	3FG-FGA	PCT	FT-FTA	PCT	OFF	DEF	TOT	PF	A	T/O	BLK	STL	PTS
Delaware State	11/7/22	*	24	3-4	.750	0-0	.000	2-2	1.000	4	6	10	1	3	2	0	0	8
Lehigh	11/10/22		12	3-5	.600	0-0	.000	0-0	.000	0	2	2	1	1	1	0	0	6
William & Mary	11/13/22		17	2-2	1.000	0-0	.000	2-2	1.000	2	2	4	1	0	0	0	0	6
vs. Old Dominion	11/17/22	*	12	2-5	.400	0-0	.000	1-2	.500	0	1	1	2	0	0	0	0	5
vs. Penn State	11/18/22		3	1-1	1.000	0-0	.000	0-0	.000	0	0	0	2	0	1	0	0	2
at College of Charleston	11/20/22		3	0-0	.000	0-0	.000	0-0	.000	0	1	1	1	0	1	0	0	0
Charleston Southern	11/25/22		15	5-9	.556	0-0	.000	1-1	1.000	5	3	8	1	1	0	1	0	11
Minnesota	11/28/22		16	2-3	.667	0-0	.000	0-0	.000	0	3	3	1	0	0	0	0	4
North Carolina	12/4/22		6	2-2	1.000	0-0	.000	0-0	.000	1	0	1	1	0	0	0	0	4
Dayton	12/7/22		13	3-5	.600	0-0	.000	0-0	.000	0	2	2	4	2	0	2	1	6
vs. Oklahoma State	12/11/22		10	1-2	.500	0-0	.000	0-0	.000	1	1	2	2	0	2	0	0	2
Grambling State	12/17/22		18	3-3	1.000	0-0	.000	1-3	.333	1	2	3	1	2	1	2	1	7
at Boston College	12/21/22		11	0-1	.000	0-0	.000	0-0	.000	0	4	4	1	1	1	1	0	0
at Wake Forest	12/31/22	*	18	2-5	.400	0-0	.000	3-5	.600	2	6	8	2	0	0	0	0	7
Clemson	1/4/23	*	18	2-5	.400	0-0	.000	0-0	.000	4	5	9	3	0	1	1	0	4
NC State	1/7/23		14	7-8	.875	0-0	.000	0-0	.000	1	4	5	2	0	1	0	0	14
at Syracuse	1/11/23		13	4-5	.800	0-0	.000	2-4	.500	0	6	6	1	0	1	1	0	10
at Virginia	1/18/23																	
at Clemson	1/21/23																	
Duke	1/23/23																	
Syracuse	1/28/23																	
at Miami	1/31/23																	
Virginia	2/4/23																	
Boston College	2/8/23																	
at Notre Dame	2/11/23																	
at Georgia Tech	2/15/23																	
Pitt	2/18/23																	
Miami	2/21/23																	
at Duke	2/25/23																	
at Louisville	2/28/23																	
Florida State	3/4/23																	

PRODUCTION TRACKER

	This Season	Career
Scored 10+ Points	3	3
Had 10+ Rebounds	1	1
Had Multiple Blocks	2	3
Led Tech in Blocks	2	2
Had Multiple Steals	-	-
Shot over 50% from the floor	12	15
Played 10+ Minutes	14	15
Shot 5+ Free Throws	1	1
Had Multiple Dunks	3	3



21 GRANT BASILE

GRADUATE STUDENT Forward | 6-9 | 235 | Agricultural and Life Sciences
Pewaukee, Wisconsin | Wright State



SEASON/CAREER BESTS

POINTS

Season 30 vs. Delaware State (11/7/22)
Career 37 at Marshall (11/12/21)

REBOUNDS

Season 10 (3x), last at Syracuse (1/11/23)
Career 16 at NC State (12/21/21)

ASSISTS

Season 4 (2x), last vs. UNC (12/4/22)
Career 4 (3x), last vs. UNC (12/4/22)

BLOCKS

Season 4 (2x), last vs. Dayton (12/7/22)
Career 4 (6x), last vs. Dayton (12/7/22)

STEALS

Season 2 vs. UNC (12/4/22)
Career 5 vs. Cleveland State (1/28/22)

MINUTES

Season 31 vs. Dayton (12/7/22)
Career 40 at Robert Morris (1/13/22)

FIELD GOALS MADE

Season 12 (2x), last at Syracuse (1/11/23)
Career 13 vs. Robert Morris (1/29/21)

FIELD GOALS ATTEMPTED

Season 17 (2x), last at Syracuse (1/11/23)
Career 25 vs. Youngstown St. (2/24/22)

3-PT. FIELD GOALS MADE

Season 6 vs. Delaware State (11/7/22)
Career 6 vs. Delaware State (11/7/22)

3-PT. FIELD GOALS ATTEMPTED

Season 9 (2x), last vs. Dayton (12/7/22)
Career 9 (3x), last vs. Dayton (12/7/22)

FREE THROWS MADE

Season 4 (3x), last vs. Clemson (1/4/23)
Career 12 (2x), last at Marshall (11/12/21)

FREE THROWS ATTEMPTED

Season 4 (2x), last vs. ODU (11/17/22)
Career 15 vs. Milwaukee (3/2/21)

CAREER STATS

	GP-GS	MIN	AVG	FG-FGA	FG%	3FG-FGA	3FG%	FT-FTA	FT%	OFF-DEF-TOT	AVG	PF-FO	AST	TO	BLK	STL	PTS	AVG
2018-19	3-0	18	6.0	1-2	.500	0-0	.000	2-6	.333	1-2-3	1.0	5-0	0	2	0	1	4	1.3
2019-20	32-5	458	14.3	74-151	.490	3-21	.143	48-69	.696	44-93-137	4.3	63-1	25	48	29	11	199	6.2
2020-21	24-15	649	27.0	137-222	.617	20-42	.476	67-101	.663	52-117-169	7.0	52-1	41	43	39	13	361	15.0
2021-22	36-36	1172	32.6	247-496	.498	39-138	.283	131-167	.784	93-214-307	8.5	101-4	72	107	59	34	664	18.4
2022-23	17-16	447	26.3	87-175	.497	32-82	.390	31-43	.721	21-74-95	5.6	35-0	26	28	24	7	237	13.9
TOTAL	112-72	2712	24.2	546-1046	.522	94-283	.332	279-386	.723	211-500-711	6.3	256-6	164	228	151	66	1465	13.1

- Versatile forward who will play the 4 and the 5. *Last name pronounced: buh-ZILLY*
- Two-time All-Horizon League second team selection.
- Tallied 1,228 career points and 616 career rebounds.
- Averaged 12.9 points and 6.5 rebounds per game for his career as a Raider.
- Recorded 16 career double-doubles, including 11 in his final season at Wright State.
- Tallied 18.4 points per game in 2021-22.
- Connected on 47.6% of his 3-point attempts in 2020-21.
- Earned his bachelor's degree in accounting in December 2021.
- Chose the Hokies over Notre Dame, Wisconsin and Iowa State.
- Currently working on his master's degree from Virginia Tech's OMALS program.

2022-23 GAME-BY-GAME STATS

OPPONENT	DATE	ST	MIN	FG-FGA	PCT	3FG-FGA	PCT	FT-FTA	PCT	OFF	DEF	TOT	PF	A	T/O	BLK	STL	PTS
Delaware State	11/7/22	*	25	12-16	.750	6-9	.667	0-0	.000	2	8	10	1	1	4	1	1	30
Lehigh	11/10/22	*	25	3-7	.429	1-3	.333	4-4	1.000	1	7	8	1	2	3	1	0	11
William & Mary	11/13/22	*	20	5-8	.625	3-6	.500	0-0	.000	0	2	2	2	1	1	3	1	13
vs. Old Dominion	11/17/22		26	4-9	.444	3-7	.429	4-6	.667	2	2	4	1	0	1	2	0	15
vs. Penn State	11/18/22	*	26	7-11	.636	1-3	.333	2-3	.667	0	4	4	2	3	1	3	1	17
at College of Charleston	11/20/22	*	30	5-12	.417	2-7	.286	0-0	.000	1	4	5	0	4	3	1	0	12
Charleston Southern	11/25/22	*	24	2-6	.333	2-6	.333	0-0	.000	0	2	2	0	1	2	2	0	6
Minnesota	11/28/22	*	29	3-7	.429	1-3	.333	2-2	1.000	0	8	8	4	3	3	4	0	9
North Carolina	12/4/22	*	29	4-9	.444	1-3	.333	3-4	.750	0	4	4	2	4	1	0	2	12
Dayton	12/7/22	*	31	9-17	.529	4-9	.444	1-2	.500	2	8	10	2	1	1	4	0	23
vs. Oklahoma State	12/11/22	*	28	4-12	.333	2-5	.400	3-5	.600	1	4	5	3	2	0	2	1	13
Grambling State	12/17/22	*	22	3-5	.600	0-2	.000	1-2	.500	2	3	5	1	3	1	0	0	7
at Boston College	12/21/22	*	29	5-9	.556	1-4	.250	2-4	.500	3	3	6	1	0	1	0	1	13
at Wake Forest	12/31/22	*	19	3-7	.429	1-3	.333	2-2	1.000	1	1	2	4	0	3	0	0	9
Clemson	1/4/23	*	30	5-15	.333	3-6	.500	4-4	1.000	1	6	7	3	0	1	0	0	17
NC State	1/7/23	*	22	1-8	.125	0-5	.000	2-4	.500	0	3	3	4	1	1	1	0	4
at Syracuse	1/11/23	*	27	12-17	.706	1-1	1.000	1-1	1.000	5	5	10	4	0	1	0	0	26
at Virginia	1/18/23																	
at Clemson	1/21/23																	
Duke	1/23/23																	
Syracuse	1/28/23																	
at Miami	1/31/23																	
Virginia	2/4/23																	
Boston College	2/8/23																	
at Notre Dame	2/11/23																	
at Georgia Tech	2/15/23																	
Pitt	2/18/23																	
Miami	2/21/23																	
at Duke	2/25/23																	
at Louisville	2/28/23																	
Florida State	3/4/23																	

PRODUCTION TRACKER

	This Season	Career
Scored 10+ Points	12	70
Scored 20+ Points	3	26
Led Tech in Scoring	5	5
Had 10+ Rebounds	3	22
Led Tech in Rebounding	4	4
Had a Double-Double	3	19
Shot over 50% from the floor	7	65
Made 3+ 3FGs	5	10
Shot 5+ Free Throws	2	29



25 JUSTYN MUTTS

SENIOR Forward | 6-7 | 220 | Human Development (2nd undergrad degree)
Millville, New Jersey | Delaware



SEASON/CAREER BESTS

POINTS

Season 27 vs. UNC (12/4/22)
Career 30 at Hofstra (1/23/20)

REBOUNDS

Season 12 vs. Penn State (11/18/22)
Career 16 vs. UMEs (11/29/19)

ASSISTS

Season 9 at Syracuse (1/11/23)
Career 11 vs. Syracuse (2/12/22)

BLOCKS

Season 3 (2x), last at Wake (12/31/22)
Career 4 (4x), last at Miami (2/26/22)

STEALS

Season 6 vs. Oklahoma State (12/11/22)
Career 6 vs. Oklahoma State (12/11/22)

MINUTES

Season 41 at Boston College (12/21/22)
Career 41 at Boston College (12/21/22)

FIELD GOALS MADE

Season 12 vs. UNC (12/4/22)
Career 14 at Hofstra (1/23/20)

FIELD GOALS ATTEMPTED

Season 17 at Boston College (12/21/22)
Career 17 (2x), last at BC (12/21/22)

3-PT. FIELD GOALS MADE

Season 2 (3x), last at Wake (12/31/22)
Career 3 (2x), last vs. North Carolina (3/11/21)

3-PT. FIELD GOALS ATTEMPTED

Season 3 (4x), last vs. Clemson (1/4/23)
Career 5 (3x), last vs. North Carolina (3/11/21)

FREE THROWS MADE

Season 5 vs. CSU (11/25/22)
Career 8 vs. UMEs (11/29/19)

FREE THROWS ATTEMPTED

Season 7 (2x), last vs. CSU (11/25/22)
Career 8 (3x), last vs. Columbia (12/2/19)

CAREER STATS

	GP-GS	MIN	AVG	FG-FGA	FG%	3FG-FGA	3FG%	FT-FTA	FT%	OFF-DEF-TOT	AVG	PF-FO	AST	TO	BLK	STL	PTS	AVG
2017-18	28-18	568	20.3	71-132	.538	0-1	.000	26-47	.553	38-74-112	4.0	86-2	39	42	32	30	168	6.0
2019-20	33-32	1046	31.7	162-301	.538	2-18	.111	75-102	.735	66-210-276	8.4	110-7	72	82	34	44	401	12.2
2020-21	22-21	651	29.6	83-162	.512	15-45	.333	27-53	.509	37-104-141	6.4	62-2	49	51	17	13	208	9.5
2021-22	36-36	1075	29.9	146-272	.537	16-48	.333	56-83	.675	83-181-264	7.3	96-0	123	97	34	43	364	10.1
2022-23	16-16	528	33.0	90-155	.581	10-22	.455	28-43	.651	26-101-127	7.9	42-0	62	51	14	28	218	13.6
TOTAL	135-123	3868	28.7	552-1022	.540	43-134	.321	212-328	.646	250-670-920	6.8	396-11	345	323	131	158	1359	10.1

First name pronounced: JUST-in

- Preseason All-ACC Second Team.
- 2021-22 Skip Prosser Award winner.
- Started all 36 games he played in last season.
- Reached double-figure scoring 17 times in his second season as a Hokie.
- ACC All-Academic Team member in 2020-21.
- At Delaware, led the Blue Hens in rebounding and was fifth in the CAA in rebounds per game with 8.4 in 2019-20.
- Second on the team in points per game (12.2) and turned in 11 double-doubles - the third most in the CAA.
- Had 19 double-digit scoring outings and 13 double-figure rebounding efforts in 2019-20.
- Sat out the 2018-19 season due to NCAA transfer policy.
- As a freshman at High Point, Big South All-Freshman Team honoree.
- Chose the Hokies over Mississippi State and Houston.
- Earned his master's degree from Virginia Tech's OMALS program in May 2021 and his second graduate degree in educational psychology in May 2022.

2022-23 GAME-BY-GAME STATS

OPPONENT	DATE	ST	MIN	FG-FGA	PCT	3FG-FGA	PCT	FT-FTA	PCT	OFF	DEF	TOT	PF	A	T/O	BLK	STL	PTS
Delaware State	11/7/22							DNP										
Lehigh	11/10/22	*	31	6-7	.857	1-1	1.000	3-7	.429	1	10	11	1	5	0	1	2	16
William & Mary	11/13/22	*	24	1-2	.500	0-0	.000	0-0	.000	1	3	4	4	6	4	1	1	2
vs. Old Dominion	11/17/22	*	36	4-7	.571	1-2	.500	2-2	1.000	1	9	10	1	2	3	1	1	11
vs. Penn State	11/18/22	*	38	5-12	.417	0-1	.000	0-2	.000	2	10	12	2	5	4	0	1	10
at College of Charleston	11/20/22	*	39	8-11	.727	0-1	.000	0-0	.000	2	7	9	0	2	1	0	2	16
Charleston Southern	11/25/22	*	36	6-11	.545	0-2	.000	5-7	.714	3	6	9	3	5	1	1	1	17
Minnesota	11/28/22	*	24	7-13	.538	0-0	.000	2-4	.500	3	6	9	3	2	5	3	2	16
North Carolina	12/4/22	*	38	12-16	.750	1-1	1.000	2-2	1.000	2	9	11	2	4	5	0	1	27
Dayton	12/7/22	*	22	0-0	.000	0-0	.000	2-2	1.000	0	5	5	2	1	0	0	0	2
vs. Oklahoma State	12/11/22	*	26	5-8	.625	2-3	.667	1-2	.500	1	3	4	4	4	4	0	6	13
Grambling State	12/17/22	*	23	4-7	.571	2-3	.667	1-3	.333	0	3	3	3	2	2	0	2	11
at Boston College	12/21/22	*	41	9-17	.529	0-1	.000	0-0	.000	2	6	8	2	3	5	2	2	18
at Wake Forest	12/31/22	*	39	8-12	.667	2-3	.667	0-0	.000	1	10	11	4	5	5	3	0	18
Clemson	1/4/23	*	35	3-12	.250	1-3	.333	4-4	1.000	3	6	9	3	4	3	0	1	11
NC State	1/7/23	*	38	3-5	.600	0-1	.000	3-5	.600	3	5	8	4	3	5	2	4	9
at Syracuse	1/11/23	*	38	9-15	.600	0-0	.000	3-3	1.000	1	3	4	4	9	4	0	2	21
at Virginia	1/18/23																	
at Clemson	1/21/23																	
Duke	1/23/23																	
Syracuse	1/28/23																	
at Miami	1/31/23																	
Virginia	2/4/23																	
Boston College	2/8/23																	
at Notre Dame	2/11/23																	
at Georgia Tech	2/15/23																	
Pitt	2/18/23																	
Miami	2/21/23																	
at Duke	2/25/23																	
at Louisville	2/28/23																	
Florida State	3/4/23																	

PRODUCTION TRACKER

	This Season	Career
Scored 10+ Points	13	63
Scored 20+ Points	2	11
Led Tech in Scoring	4	10
Had 10+ Rebounds	5	29
Led Tech in Rebounding	12	37
Had a Double-Double	5	21
Shot over 50% from the floor	13	86
Made 3+ 3FGs	-	2
Shot 5+ Free Throws	3	24



33 MICHAEL WARD

FRESHMAN Guard | 6-2 | 175 | Business
Bethesda, Maryland | Walt Whitman



SEASON/CAREER BESTS

POINTS

Season -
Career -

REBOUNDS

Season -
Career -

ASSISTS

Season -
Career -

BLOCKS

Season -
Career -

STEALS

Season -
Career -

MINUTES

Season 2 vs. Dayton (12/7/22)
Career 2 vs. Dayton (12/7/22)

FIELD GOALS MADE

Season -
Career -

FIELD GOALS ATTEMPTED

Season -
Career -

3-PT. FIELD GOALS MADE

Season -
Career -

3-PT. FIELD GOALS ATTEMPTED

Season -
Career -

FREE THROWS MADE

Season -
Career -

FREE THROWS ATTEMPTED

Season -
Career -

CAREER STATS

	GP-GS	MIN	AVG	FG-FGA	FG%	3FG-FGA	3FG%	FT-FTA	FT%	OFF-DEF-TOT	AVG	PF-FO	AST	TO	BLK	STL	PTS	AVG
2022-23	4-0	5	1.3	0-0	.000	0-0	.000	0-0	.000	0-0-0	0.0	0-0	0	1	0	0	0	0.0
TOTAL	4-0	5	1.3	0-0	.000	0-0	.000	0-0	.000	0-0-0	0.0	0-0	0	1	0	0	0	0.0

- Recruited as a preferred walk-on.
- Averaged 15.1 points, 5.7 rebounds, 1.9 assists, and 1.4 steals per game for Whitman in 2021-22.
- Shot 38% from 3-point range (57-149) and helped lead the Vikings to a 13-9 overall record and a berth in the 4A West Regional semifinals.
- Named First-Team 4A South Division and to the Montgomery County 4A South All-Division Team.

2022-23 GAME-BY-GAME STATS

OPPONENT	DATE	ST	MIN	FG-FGA	PCT	3FG-FGA	PCT	FT-FTA	PCT	OFF	DEF	TOT	PF	A	T/O	BLK	STL	PTS
Delaware State	11/7/22		1	0-0	.000	0-0	.000	0-0	.000	0	0	0	0	0	0	0	0	0
Lehigh	11/10/22								DNP									
William & Mary	11/13/22		1	0-0	.000	0-0	.000	0-0	.000	0	0	0	0	0	0	0	0	0
vs. Old Dominion	11/17/22								DNP									
vs. Penn State	11/18/22								DNP									
at College of Charleston	11/20/22								DNP									
Charleston Southern	11/25/22								DNP									
Minnesota	11/28/22								DNP									
North Carolina	12/4/22								DNP									
Dayton	12/7/22		2	0-0	.000	0-0	.000	0-0	.000	0	0	0	0	0	0	0	0	0
vs. Oklahoma State	12/11/22								DNP									
Grambling State	12/17/22		1	0-0	.000	0-0	.000	0-0	.000	0	0	0	0	0	1	0	0	0
at Boston College	12/21/22								DNP									
at Wake Forest	12/31/22								DNP									
Clemson	1/4/23								DNP									
NC State	1/7/23								DNP									
at Syracuse	1/11/23								DNP									
at Virginia	1/18/23								DNP									
at Clemson	1/21/23								DNP									
Duke	1/23/23								DNP									
Syracuse	1/28/23								DNP									
at Miami	1/31/23								DNP									
Virginia	2/4/23								DNP									
Boston College	2/8/23								DNP									
at Notre Dame	2/11/23								DNP									
at Georgia Tech	2/15/23								DNP									
Pitt	2/18/23								DNP									
Miami	2/21/23								DNP									
at Duke	2/25/23								DNP									
at Louisville	2/28/23								DNP									
Florida State	3/4/23								DNP									

PRODUCTION TRACKER

	This Season
Scored 5+ Points	-
Scored 10+ Points	-
Made Multiple 3FGs	-
Made 3+ 3FGs	-
Led Tech in 3FGM	-
Shot over 40% from 3	-
Played 5+ Minutes	-
Had Multiple Assists	-
Had Multiple Steals	-



34 MYLYJAE POTEA

JUNIOR Forward | 6-9 | 265 | Sociology
Reidsville, North Carolina | Rice



SEASON/CAREER BESTS

POINTS

Season 9 (2x), last at Wake (12/31/22)
Career 18 vs. UAB (1/8/22)

REBOUNDS

Season 6 vs. Oklahoma State (12/11/22)
Career 11 vs. Ohio (3/19/22)

ASSISTS

Season 1 (5x), last vs. Clemson (1/4/23)
Career 3 vs. Jarvis Christian (2/8/22)

BLOCKS

Season 1 (4x), last vs. Clemson (1/4/23)
Career 1 (15x), last vs. Clemson (1/4/23)

STEALS

Season 1 (4x), last vs. Clemson (1/4/23)
Career 2 at Western Kentucky (2/13/21)

MINUTES

Season 25 vs. Clemson (1/4/23)
Career 25 vs. Clemson (1/4/23)

FIELD GOALS MADE

Season 4 (2x), last at Wake (12/31/22)
Career 7 at Western Kentucky (1/13/22)

FIELD GOALS ATTEMPTED

Season 6 vs. Lehigh (11/10/22)
Career 10 at Western Kentucky (1/13/22)

3-PT. FIELD GOALS MADE

Season -
Career -

3-PT. FIELD GOALS ATTEMPTED

Season -
Career 1 at UAB (1/23/21)

FREE THROWS MADE

Season 6 vs. Oklahoma State (12/11/22)
Career 9 at Louisiana Tech (1/27/22)

FREE THROWS ATTEMPTED

Season 7 (2x), last vs. Clemson (1/4/23)
Career 10 at Louisiana Tech (1/27/22)

CAREER STATS

	GP-GS	MIN	AVG	FG-FGA	FG%	3FG-FGA	3FG%	FT-FTA	FT%	OFF-DEF-TOT	AVG	PF-FO	AST	TO	BLK	STL	PTS	AVG
2020-21	13-0	131	10.1	19-29	.655	0-1	.000	20-25	.800	11-24-35	2.7	25-0	6	15	4	3	58	4.5
2021-22	33-3	456	13.8	93-150	.620	0-0	.000	67-99	.677	58-79-137	4.2	67-1	12	40	8	4	253	7.7
2022-23	17-0	181	10.6	24-36	.667	0-0	.000	24-31	.774	17-22-39	2.3	32-0	5	10	4	4	72	4.2
TOTAL	63-3	742	11.8	136-215	.633	0-1	.000	111-155	.716	86-125-211	3.3	124-1	23	65	16	11	383	6.1

- Has drawn high praise from Coach Young since arriving in Blacksburg – credits his footwork and hands. *Name pronounced: muh-LIE-juhl POH-teet*
- Tallied 311 career points and 172 career rebounds.
- Averaged 6.8 points and 3.7 rebounds per game for his career as an Owl.
- Recorded a pair of double-doubles in 2021-22.
- Connected on 70.2% (87-124) of his attempts from the floor in two seasons at Rice.
- One of five players to play all 33 games for the Owls in 2021-22.
- His 62.0 field-goal percentage was the seventh-highest in a season in program history in 2021-22.
- Reached double-figure scoring 14 times in 2021-22, leading the Owls in scoring and rebounding five times.

2022-23 GAME-BY-GAME STATS

OPPONENT	DATE	ST	MIN	FG-FGA	PCT	3FG-FGA	PCT	FT-FTA	PCT	OFF	DEF	TOT	PF	A	T/O	BLK	STL	PTS
Delaware State	11/7/22		17	2-3	.667	0-0	.000	5-7	.714	3	1	4	3	1	1	1	1	9
Lehigh	11/10/22		12	3-6	.500	0-0	.000	0-0	.000	2	1	3	0	0	0	1	0	6
William & Mary	11/13/22		13	3-4	.750	0-0	.000	0-0	.000	2	2	4	1	1	0	0	0	6
vs. Old Dominion	11/17/22		6	0-0	.000	0-0	.000	2-2	1.000	1	1	2	3	0	0	0	1	2
vs. Penn State	11/18/22		8	2-5	.400	0-0	.000	2-2	1.000	0	1	1	1	0	1	1	0	6
at College of Charleston	11/20/22		8	0-0	.000	0-0	.000	0-0	.000	0	0	0	3	0	0	0	0	0
Charleston Southern	11/25/22		5	0-0	.000	0-0	.000	0-0	.000	0	1	1	0	0	0	0	0	0
Minnesota	11/28/22		11	4-5	.800	0-0	.000	0-0	.000	1	0	1	4	0	1	0	0	8
North Carolina	12/4/22		4	0-0	.000	0-0	.000	0-0	.000	0	1	1	2	0	0	0	0	0
Dayton	12/7/22		12	1-1	1.000	0-0	.000	2-2	1.000	0	1	1	2	0	1	0	0	4
vs. Oklahoma State	12/11/22		15	1-2	.500	0-0	.000	6-6	1.000	2	4	6	3	1	0	0	0	8
Grambling State	12/17/22		11	2-3	.667	0-0	.000	0-0	.000	1	2	3	0	0	3	0	1	4
at Boston College	12/21/22		9	0-1	.000	0-0	.000	1-2	.500	2	1	3	0	1	0	0	0	1
at Wake Forest	12/31/22		18	4-4	1.000	0-0	.000	1-1	1.000	2	3	5	3	0	1	0	0	9
Clemson	1/4/23		25	2-2	1.000	0-0	.000	4-7	.571	1	3	4	2	1	1	1	1	8
NC State	1/7/23		6	0-0	.000	0-0	.000	1-2	.500	0	0	0	2	0	0	0	0	1
at Syracuse	1/11/23		2	0-0	.000	0-0	.000	0-0	.000	0	0	0	3	0	1	0	0	0
at Virginia	1/18/23																	
at Clemson	1/21/23																	
Duke	1/23/23																	
Syracuse	1/28/23																	
at Miami	1/31/23																	
Virginia	2/4/23																	
Boston College	2/8/23																	
at Notre Dame	2/11/23																	
at Georgia Tech	2/15/23																	
Pitt	2/18/23																	
Miami	2/21/23																	
at Duke	2/25/23																	
at Louisville	2/28/23																	
Florida State	3/4/23																	

PRODUCTION TRACKER

	This Season	Career
Scored 10+ Points	-	16
Had 10+ Rebounds	-	2
Had Multiple Blocks	-	-
Led Tech in Blocks	1	1
Had Multiple Steals	-	1
Shot over 50% from the floor	9	37
Played 10+ Minutes	9	43
Shot 5+ Free Throws	3	8
Had Multiple Dunks	2	2



VIRGINIA TECH MEN'S BASKETBALL

COMBINED TEAM STATS

Game Records

Record	Overall	Home	Away	Neutral
ALL GAMES	11-6	8-2	0-4	3-0
CONFERENCE	1-5	1-2	0-3	0-0
NON-CONFERENCE	10-1	7-0	0-1	3-0

Score by Periods

Team	1st	2nd	OT	TOT
Virginia Tech	644	611	6	1261
Opponents	509	598	11	1118

Team Box Score

No.	Player	Total			3-Point			F-Throw		Rebounds				Other Stats				PTS	AVG				
		GP-GS	MIN	AVG	FG-FGA	FG%	3FG-3FGA	3FG%	FT-FTA	FT%	OFF	DEF	TOT	AVG	PF	DQ	A			TO	BLK	STL	
3	PEDULLA, Sean	17-17	607:01	35.7	104-241	.432	33-100	.330	45-54	.833	7	57	64	3.8	45	2	75	34	3	18	286	16.8	
21	BASILE, Grant	17-16	446:30	26.3	87-175	.497	32-82	.390	31-43	.721	21	74	95	5.6	35	0	26	28	24	7	237	13.9	
25	MUTTS, Justyn	16-16	527:24	33.0	90-155	.581	10-22	.455	28-43	.651	26	101	127	7.9	42	0	62	51	14	28	218	13.6	
0	CATTOOR, Hunter	13-13	406:60	31.3	41-96	.427	27-67	.403	16-23	.696	3	50	53	4.1	21	0	20	9	2	11	125	9.6	
13	MADDOX, Darius	17-17	538:50	31.7	59-156	.378	17-56	.304	21-24	.875	24	32	56	3.3	30	0	21	11	6	11	156	9.2	
15	KIDD, Lynn	17-4	222:14	13.1	42-65	.646	0-0	.000	12-19	.632	21	48	69	4.1	27	0	10	12	8	2	96	5.6	
34	POTTEAT, Mylyjael	17-0	184:33	10.9	24-36	.667	0-0	.000	24-31	.774	17	22	39	2.3	32	0	5	10	4	4	72	4.2	
2	COLLINS, MJ	17-2	345:52	20.3	20-65	.308	5-30	.167	8-10	.800	9	33	42	2.5	21	0	22	7	0	3	53	3.1	
1	RICE, Rodney	1-0	29:44	29.7	1-9	.111	0-5	.000	0-0	.000	1	3	4	4.0	3	0	1	2	0	3	2	2.0	
11	CAMDEN, John	11-0	84:57	7.7	4-18	.222	3-15	.200	3-5	.600	2	8	10	0.9	10	0	0	1	1	0	14	1.3	
14	DAWYOT, Owyn	4-0	05:10	1.3	1-2	.500	0-1	.000	0-0	.000	0	1	1	0.3	1	0	0	0	0	0	2	0.5	
10	JOHNSON, Camden	6-0	20:36	3.4	0-1	.000	0-0	.000	0-0	.000	1	2	3	0.5	2	0	4	1	0	0	0	0.0	
33	WARD, Michael	4-0	05:10	1.3	0-0	.000	0-0	.000	0-0	.000	0	0	0	0.0	0	0	0	1	0	0	0	0.0	
Team											28	26	54				3						
Total		17	3425		473-1019	.464	127-378	.336	188-252	.746	160	457	617	36.3	269	2	246	170	62	87	1261	74.2	
Opponents		17	3425		417-1012	.412	113-357	.317	171-245	.698	173	413	586	34.5	271	2	186	200	56	90	1118	65.8	

Team Statistics

	VT	OPP
Scoring	1261	1118
Points per game	74.2	65.8
Scoring margin	+8.4	-
Field goals-att	473-1019	417-1012
Field goal pct	.464	.412
3 point fg-att	127-378	113-357
3-point FG pct	.336	.317
3-pt FG made per game	7.5	6.6
Free throws-att	188-252	171-245
Free throw pct	.746	.698
F-Throws made per game	11.1	10.1
Rebounds	617	586
Rebounds per game	36.3	34.5
Rebounding margin	+1.8	-
Assists	246	186
Assists per game	14.5	10.9
Turnovers	170	200
Turnovers per game	10.0	11.8
Turnover margin	+1.8	-
Assist/turnover ratio	1.4	0.9
Steals	87	90
Steals per game	5.1	5.3
Blocks	62	56
Blocks per game	3.6	3.3
Winning streak	0	-
Home win streak	0	-
Attendance	80849	34284
Home games-Avg/Game	10-8085	4-8571
Neutral site-Avg/Game	-	3-1395

Team Results

Date	Opponent	Score	Att.
11/07/2022	Delaware St.	W 95-57	7899
11/10/2022	Lehigh	W 78-52	7541
11/13/2022	William & Mary	W 94-77	7936
11/17/2022	vs Old Dominion	W 75-71	2155
11/18/2022	vs Penn St.	W 61-59	2030
11/20/2022	at Col. of Charleston	L 75-77	5405
11/25/2022	Charleston So.	W 69-64	8925
11/28/2022	Minnesota	W 67-57	7870
12/04/2022	North Carolina	W 80-72	8925
12/07/2022	Dayton	W 77-49	7702
12/11/2022	vs Oklahoma St.	W 70-65	0
12/17/2022	Grambling	W 74-48	7587
12/21/2022	at Boston College	Lot 65-70	4012
12/31/2022	at Wake Forest	L 75-77	8709
01/04/2023	Clemson	L 65-68	7539
01/07/2023	NC State	L 69-73	8925
01/11/2023	at Syracuse	L 72-82	16158

VIRGINIA TECH MEN'S BASKETBALL

COMBINED TEAM STATS (ACC-ONLY)

Game Records

Record	Overall	Home	Away	Neutral
ALL GAMES	1-5	1-2	0-3	0-0
CONFERENCE	1-5	1-2	0-3	0-0
NON-CONFERENCE	0-0	0-0	0-0	0-0

Score by Periods

Team	1st	2nd	OT	TOT
Virginia Tech	196	224	6	426
Opponents	198	233	11	442

Team Box Score

No.	Player	Total			3-Point			F-Throw		Rebounds				Other								
		GP-GS	MIN	AVG	FG-FGA	FG%	3FG-3FGA	3FG%	FT-FTA	FT%	OFF	DEF	TOT	AVG	PF	DQ	A	TO	BLK	STL	PTS	AVG
25	MUTTS, Justyn	6-6	229:28	38.2	44-77	.571	4-9	.444	12-14	.857	12	39	51	8.5	19	0	28	27	7	10	104	17.3
3	PEDULLA, Sean	6-6	233:32	38.9	31-94	.330	10-42	.238	21-22	.955	3	23	26	4.3	24	1	31	18	1	6	93	15.5
21	BASILE, Grant	6-6	156:37	26.1	30-65	.462	7-22	.318	14-19	.737	10	22	32	5.3	18	0	5	8	1	3	81	13.5
0	CATTOOR, Hunter	2-2	59:06	29.6	7-12	.583	4-7	.571	0-1	.000	0	8	8	4.0	6	0	2	2	0	1	18	9.0
13	MADDOX, Darius	6-6	205:18	34.2	16-53	.302	7-21	.333	8-9	.889	8	13	21	3.5	14	0	9	3	3	6	47	7.8
15	KIDD, Lynn	6-2	80:33	13.4	17-26	.654	0-0	.000	5-9	.556	8	25	33	5.5	10	0	1	4	3	0	39	6.5
34	POTEAT, Mylyjael	6-0	63:40	10.6	6-7	.857	0-0	.000	7-12	.583	5	8	13	2.2	12	0	2	3	1	1	19	3.2
2	COLLINS, MJ	6-2	128:25	21.4	6-22	.273	2-9	.222	3-4	.750	7	15	22	3.7	8	0	6	3	0	0	17	2.8
1	RICE, Rodney	1-0	29:44	29.7	1-9	.111	0-5	.000	0-0	.000	1	3	4	4.0	3	0	1	2	0	3	2	2.0
11	CAMDEN, John	4-0	38:37	9.7	1-8	.125	1-6	.167	3-5	.600	1	3	4	1.0	3	0	0	0	1	0	6	1.5
Team											10	6	16				1					
Total		6	1225		159-373	.426	35-121	.289	73-95	.768	65	165	230	38.3	117	1	85	71	17	30	426	71.0
Opponents		6	1225		152-356	.427	39-124	.315	99-130	.762	58	156	214	35.7	102	1	63	63	23	36	442	73.7

Team Statistics

	VT	OPP
Scoring	426	442
Points per game	71.0	73.7
Scoring margin	-2.7	-
Field goals-att	159-373	152-356
Field goal pct	.426	.427
3 point fg-att	35-121	39-124
3-point FG pct	.289	.315
3-pt FG made per game	5.8	6.5
Free throws-att	73-95	99-130
Free throw pct	.768	.762
F-Throws made per game	12.2	16.5
Rebounds	230	214
Rebounds per game	38.3	35.7
Rebounding margin	+2.7	-
Assists	85	63
Assists per game	14.2	10.5
Turnovers	71	63
Turnovers per game	11.8	10.5
Turnover margin	-1.3	-
Assist/turnover ratio	1.2	1.0
Steals	30	36
Steals per game	5.0	6.0
Blocks	17	23
Blocks per game	2.8	3.8
Winning streak	0	-
Home win streak	0	-
Attendance	25389	28879
Home games-Avg/Game	3-8463	3-9626
Neutral site-Avg/Game	-	0-0

Team Results

Date	Opponent		Score	Att.
12/04/2022	North Carolina	W	80-72	8925
12/21/2022	at Boston College	Lot	65-70	4012
12/31/2022	at Wake Forest	L	75-77	8709
01/04/2023	Clemson	L	65-68	7539
01/07/2023	NC State	L	69-73	8925
01/11/2023	at Syracuse	L	72-82	16158

VIRGINIA TECH MEN'S BASKETBALL

TEAM GAME-BY-GAME

Opponent	Date	Score	W	Total		3-Pointers		Free throws		Rebounds				PF	A	TO	BLK	STL	PTS	AVG
				FG-FGA	PCT	3FG-3FGA	PCT	FT-FTA	PCT	OFF	DEF	TOT	AVG							
Delaware St.	11/07/2022	95-57	W	33-60	.550	14-28	.500	15-20	.750	11	31	42	42.0	10	18	10	4	5	95	95.0
Lehigh	11/10/2022	78-52	W	31-58	.534	5-18	.278	11-16	.688	5	31	36	39.0	7	15	5	4	3	78	86.5
William & Mary	11/13/2022	94-77	W	33-59	.559	16-32	.500	12-12	1.000	9	19	28	35.3	18	19	7	5	4	94	89.0
vs Old Dominion	11/17/2022	75-71	W	25-56	.446	10-23	.435	15-21	.714	6	26	32	34.5	15	13	6	3	2	75	85.5
vs Penn St.	11/18/2022	61-59	W	26-58	.448	3-19	.158	6-9	.667	8	26	34	34.4	12	14	9	4	9	61	80.6
at Col. of Charleston	11/20/2022	75-77	L	33-66	.500	6-27	.222	3-5	.600	8	25	33	34.2	15	12	13	1	7	75	79.7
Charleston So.	11/25/2022	69-64	W	26-61	.426	6-21	.286	11-15	.733	14	23	37	34.6	11	14	7	4	1	69	78.1
Minnesota	11/28/2022	67-57	W	28-57	.491	5-14	.357	6-8	.750	11	31	42	35.5	17	12	14	8	2	67	76.8
North Carolina	12/04/2022	80-72	W	31-61	.508	7-19	.368	11-15	.733	10	29	39	35.9	21	16	10	0	4	80	77.1
Dayton	12/07/2022	77-49	W	31-63	.492	9-28	.321	6-7	.857	5	30	35	35.8	18	13	5	6	5	77	77.1
vs Oklahoma St.	12/11/2022	70-65	W	22-57	.386	7-20	.350	19-24	.792	11	26	37	35.9	18	12	10	3	11	70	76.5
Grambling	12/17/2022	74-48	W	26-51	.510	11-27	.407	11-20	.550	7	24	31	35.5	11	19	13	3	8	74	76.3
at Boston College	12/21/2022	65-70	Lot	27-66	.409	5-20	.250	6-9	.667	16	29	45	36.2	14	12	15	3	4	65	75.4
at Wake Forest	12/31/2022	75-77	L	27-59	.458	6-21	.286	15-19	.789	9	30	39	36.4	24	14	13	4	5	75	75.4
Clemson	01/04/2023	65-68	L	21-67	.313	9-24	.375	14-17	.824	12	30	42	36.8	17	12	11	3	4	65	74.7
NC State	01/07/2023	69-73	L	24-53	.453	5-18	.278	16-21	.762	6	23	29	36.3	21	12	11	4	5	69	74.3
at Syracuse	01/11/2023	72-82	L	29-67	.433	3-19	.158	11-14	.786	12	24	36	36.3	20	19	11	3	8	72	74.2
Total		1261		473-1019	.464	127-378	.336	188-252	.746	160	457	617	36.3	269	246	170	62	87	1261	74.2
Opponents		1118		417-1012	.412	113-357	.317	171-245	.698	173	413	586	34.5	271	186	200	56	90	1118	65.8

Virginia Tech Averages

Games Played	Points/game	FG Pct	3FG Pct	FT Pct	Rebounds/game	Assists/game	Turnovers/game	Assist/Turnover ratio	Steals/game	Blocks/game
17	74.2	46.4	33.6	74.6	36.3	14.5	10.0	1.4	5.1	3.6

OPPONENTS GAME-BY-GAME

Opponent	Date	Score	W	Total		3-Pointers		Free throws		Rebounds				PF	A	TO	BLK	STL	PTS	AVG
				FG-FGA	PCT	3FG-3FGA	PCT	FT-FTA	PCT	OFF	DEF	TOT	AVG							
Delaware St.	11/07/2022	95-57	W	24-62	.387	4-16	.250	5-7	.714	7	17	24	24.0	18	9	12	2	5	57	57.0
Lehigh	11/10/2022	78-52	W	23-63	.365	5-21	.238	1-2	.500	9	23	32	28.0	17	12	11	1	4	52	54.5
William & Mary	11/13/2022	94-77	W	29-58	.500	11-22	.500	8-12	.667	10	17	27	27.7	15	12	12	2	3	77	62.0
vs Old Dominion	11/17/2022	75-71	W	29-71	.408	6-19	.316	7-12	.583	18	28	46	32.3	16	10	7	6	4	71	64.3
vs Penn St.	11/18/2022	61-59	W	23-56	.411	11-30	.367	2-4	.500	8	26	34	32.6	12	15	14	0	6	59	63.2
at Col. of Charleston	11/20/2022	75-77	L	30-59	.508	8-23	.348	9-12	.750	6	27	33	32.7	14	11	14	3	9	77	65.5
Charleston So.	11/25/2022	69-64	W	26-60	.433	8-22	.364	4-8	.500	14	24	38	33.4	14	12	10	2	2	64	65.3
Minnesota	11/28/2022	67-57	W	22-60	.367	6-23	.261	7-14	.500	8	19	27	32.6	14	11	9	6	7	57	64.3
North Carolina	12/04/2022	80-72	W	24-51	.471	3-17	.176	21-27	.778	4	21	25	31.8	17	6	10	5	5	72	65.1
Dayton	12/07/2022	77-49	W	18-60	.300	3-15	.200	10-17	.588	15	27	42	32.8	11	7	12	3	1	49	63.5
vs Oklahoma St.	12/11/2022	70-65	W	22-55	.400	7-24	.292	14-19	.737	11	27	38	33.3	21	14	17	7	6	65	63.6
Grambling	12/17/2022	74-48	W	19-52	.365	5-18	.278	5-8	.625	9	22	31	33.1	17	10	19	1	7	48	62.3
at Boston College	12/21/2022	65-70	Lot	29-72	.403	3-19	.158	9-12	.750	17	23	40	33.6	14	12	9	3	7	70	62.9
at Wake Forest	12/31/2022	75-77	L	23-63	.365	11-28	.393	20-26	.769	14	24	38	33.9	16	12	7	2	5	77	63.9
Clemson	01/04/2023	65-68	L	22-53	.415	9-23	.391	15-18	.833	2	34	36	34.1	21	11	14	4	5	68	64.2
NC State	01/07/2023	69-73	L	24-58	.414	5-21	.238	20-25	.800	12	26	38	34.3	18	7	11	3	7	73	64.8
at Syracuse	01/11/2023	72-82	L	30-59	.508	8-16	.500	14-22	.636	9	28	37	34.5	16	15	12	6	7	82	65.8
Total		1118		417-1012	.412	113-357	.317	171-245	.698	173	413	586	34.5	271	186	200	56	90	1118	65.8
Virginia Tech		1261		473-1019	.464	127-378	.336	188-252	.746	160	457	617	36.3	269	246	170	62	87	1261	74.2

Opponents Averages

Games Played	Points/game	FG Pct	3FG Pct	FT Pct	Rebounds/game	Assists/game	Turnovers/game	Assist/Turnover ratio	Steals/game	Blocks/game
17	65.8	41.2	31.7	69.8	34.5	10.9	11.8	0.9	5.3	3.3

TEAM CATEGORY LEADERS

Points

##	Player	G	Pts	Pts/G
3	Pedulla, Sean	17	286	16.8
21	Basile, Grant	17	237	13.9
25	Mutts, Justyn	16	218	13.6
13	Maddox, Darius	17	156	9.2
0	Cattoor, Hunter	13	125	9.6
15	Kidd, Lynn	17	96	5.6
34	Poteat, Mylyjael	17	72	4.2
2	Collins, MJ	17	53	3.1
11	Camden, John	11	14	1.3
1	Rice, Rodney	1	2	2.0
14	Dawyot, Owyn	4	2	0.5

Scoring Average

##	Player	G	Pts	Pts/G
3	Pedulla, Sean	17	286	16.8
21	Basile, Grant	17	237	13.9
25	Mutts, Justyn	16	218	13.6
0	Cattoor, Hunter	13	125	9.6
13	Maddox, Darius	17	156	9.2
15	Kidd, Lynn	17	96	5.6
34	Poteat, Mylyjael	17	72	4.2
2	Collins, MJ	17	53	3.1
1	Rice, Rodney	1	2	2.0
11	Camden, John	11	14	1.3
14	Dawyot, Owyn	4	2	0.5

Field Goal Percentage

##	Player	FG	Att	Pct
34	Poteat, Mylyjael	24	36	.667
15	Kidd, Lynn	42	65	.646
25	Mutts, Justyn	90	155	.581
14	Dawyot, Owyn	1	2	.500
21	Basile, Grant	87	175	.497
3	Pedulla, Sean	104	241	.432
0	Cattoor, Hunter	41	96	.427
13	Maddox, Darius	59	156	.378
2	Collins, MJ	20	65	.308
11	Camden, John	4	18	.222
1	Rice, Rodney	1	9	.111

Field Goal Attempts

##	Player	G	Att	Att/G
3	Pedulla, Sean	17	241	14.2
21	Basile, Grant	17	175	10.3
13	Maddox, Darius	17	156	9.2
25	Mutts, Justyn	16	155	9.7
0	Cattoor, Hunter	13	96	7.4

Field Goals Made

##	Player	G	Made	Made/G
3	Pedulla, Sean	17	104	6.1
25	Mutts, Justyn	16	90	5.6
21	Basile, Grant	17	87	5.1
13	Maddox, Darius	17	59	3.5
15	Kidd, Lynn	17	42	2.5

3-Point FG Percentage

##	Player	3FG	Att	Pct
25	Mutts, Justyn	10	22	.455
0	Cattoor, Hunter	27	67	.403
21	Basile, Grant	32	82	.390
3	Pedulla, Sean	33	100	.330
13	Maddox, Darius	17	56	.304
11	Camden, John	3	15	.200
2	Collins, MJ	5	30	.167

3-Point FG Attempts

##	Player	G	Att	Att/G
3	Pedulla, Sean	17	100	5.9
21	Basile, Grant	17	82	4.8
0	Cattoor, Hunter	13	67	5.2
13	Maddox, Darius	17	56	3.3
2	Collins, MJ	17	30	1.8

3-Point FG Made

##	Player	G	Made	Made/G
3	Pedulla, Sean	17	33	1.9
21	Basile, Grant	17	32	1.9
0	Cattoor, Hunter	13	27	2.1
13	Maddox, Darius	17	17	1.0
25	Mutts, Justyn	16	10	0.6

TEAM CATEGORY LEADERS

Free Throw Percentage

##	Player	Made	Att	Pct
13	Maddox, Darius	21	24	.875
3	Pedulla, Sean	45	54	.833
2	Collins, MJ	8	10	.800
34	Poteat, Mylyjael	24	31	.774
21	Basile, Grant	31	43	.721
0	Cattoor, Hunter	16	23	.696
25	Mutts, Justyn	28	43	.651
15	Kidd, Lynn	12	19	.632
11	Camden, John	3	5	.600

Free Throw Attempts

##	Player	G	Att	Att/G
3	Pedulla, Sean	17	54	3.2
21	Basile, Grant	17	43	2.5
25	Mutts, Justyn	16	43	2.7
34	Poteat, Mylyjael	17	31	1.8
13	Maddox, Darius	17	24	1.4

Free Throws Made

##	Player	G	Made	Made/G
3	Pedulla, Sean	17	45	2.6
21	Basile, Grant	17	31	1.8
25	Mutts, Justyn	16	28	1.8
34	Poteat, Mylyjael	17	24	1.4
13	Maddox, Darius	17	21	1.2

Rebounds

##	Player	G	Reb	Reb/G
25	Mutts, Justyn	16	127	7.9
21	Basile, Grant	17	95	5.6
15	Kidd, Lynn	17	69	4.1
3	Pedulla, Sean	17	64	3.8
13	Maddox, Darius	17	56	3.3

Assists

##	Player	G	Ast	Ast/G
3	Pedulla, Sean	17	75	4.4
25	Mutts, Justyn	16	62	3.9
21	Basile, Grant	17	26	1.5
2	Collins, MJ	17	22	1.3
13	Maddox, Darius	17	21	1.2

Rebounds Average

##	Player	G	Reb	Reb/G
25	Mutts, Justyn	16	127	7.9
21	Basile, Grant	17	95	5.6
0	Cattoor, Hunter	13	53	4.1
15	Kidd, Lynn	17	69	4.1
1	Rice, Rodney	1	4	4.0

Steals

##	Player	G	Stl	Stl/G
25	Mutts, Justyn	16	28	1.8
3	Pedulla, Sean	17	18	1.1
0	Cattoor, Hunter	13	11	0.8
13	Maddox, Darius	17	11	0.6
21	Basile, Grant	17	7	0.4

Offensive Rebounds

##	Player	G	OReb	OReb/G
25	Mutts, Justyn	16	26	1.6
13	Maddox, Darius	17	24	1.4
21	Basile, Grant	17	21	1.2
15	Kidd, Lynn	17	21	1.2
34	Poteat, Mylyjael	17	17	1.0

Blocked Shots

##	Player	G	Blk	Blk/G
21	Basile, Grant	17	24	1.4
25	Mutts, Justyn	16	14	0.9
15	Kidd, Lynn	17	8	0.5
13	Maddox, Darius	17	6	0.4
34	Poteat, Mylyjael	17	4	0.2

Defensive Rebounds

##	Player	G	DReb	DReb/G
25	Mutts, Justyn	16	101	6.3
21	Basile, Grant	17	74	4.4
3	Pedulla, Sean	17	57	3.4
0	Cattoor, Hunter	13	50	3.8
15	Kidd, Lynn	17	48	2.8

Minutes

##	Player	G	Min	Min/G
3	Pedulla, Sean	17	607	35:42
13	Maddox, Darius	17	539	31:42
25	Mutts, Justyn	16	527	32:58
21	Basile, Grant	17	447	26:16
0	Cattoor, Hunter	13	407	31:18

TEAM CATEGORY LEADERS

Fouls

##	Player	G	PF	PF/G
3	Pedulla, Sean	17	45	2.6
25	Mutts, Justyn	16	42	2.6
21	Basile, Grant	17	35	2.1
34	Poteat, Mylyjael	17	32	1.9
13	Maddox, Darius	17	30	1.8

Turnovers

##	Player	G	TO	TO/G
25	Mutts, Justyn	16	51	3.2
3	Pedulla, Sean	17	34	2.0
21	Basile, Grant	17	28	1.6
15	Kidd, Lynn	17	12	0.7
13	Maddox, Darius	17	11	0.6

Foul Outs

##	Player	G	FO
3	Pedulla, Sean	17	2

TEAM GAME HIGHS

Virginia Tech - Game Highs

POINTS	95		Delaware St. (11/07/2022)
	94		William & Mary (11/13/2022)
	80		North Carolina (12/04/2022)
	78		Lehigh (11/10/2022)
	77		Dayton (12/07/2022)
FIELD GOALS MADE	33		at Col. of Charleston (11/20/2022)
	33		William & Mary (11/13/2022)
	33		Delaware St. (11/07/2022)
FIELD GOAL ATTEMPTS	67		at Syracuse (01/11/2023)
	67		Clemson (01/04/2023)
FIELD GOAL PERCENTAGE	.559	(33-59)	William & Mary (11/13/2022)
	.550	(33-60)	Delaware St. (11/07/2022)
3 PT FG MADE	16		William & Mary (11/13/2022)
	14		Delaware St. (11/07/2022)
3 PT FG ATTEMPTS	32		William & Mary (11/13/2022)
	28		Dayton (12/07/2022)
	28		Delaware St. (11/07/2022)
3 PT FG PERCENTAGE	.500	(16-32)	William & Mary (11/13/2022)
	.500	(14-28)	Delaware St. (11/07/2022)
FREE THROWS MADE	19		vs Oklahoma St. (N) (12/11/2022)
	16		NC State (01/07/2023)
FREE THROW ATTEMPTS	24		vs Oklahoma St. (N) (12/11/2022)
	21		NC State (01/07/2023)
	21		vs Old Dominion (N) (11/17/2022)
FREE THROW PERCENTAGE	1.000	(12-12)	William & Mary (11/13/2022)
	.857	(6-7)	Dayton (12/07/2022)
REBOUNDS	45		at Boston College (12/21/2022)
	42		Clemson (01/04/2023)
	42		Minnesota (11/28/2022)
	42		Delaware St. (11/07/2022)
ASSISTS	19		at Syracuse (01/11/2023)
	19		Grambling (12/17/2022)
	19		William & Mary (11/13/2022)
STEALS	11		vs Oklahoma St. (N) (12/11/2022)
	9		vs Penn St. (N) (11/18/2022)
BLOCKED SHOTS	8		Minnesota (11/28/2022)
	6		Dayton (12/07/2022)
TURNOVERS	15		at Boston College (12/21/2022)
	14		Minnesota (11/28/2022)
FOULS	24		at Wake Forest (12/31/2022)
	21		NC State (01/07/2023)
	21		North Carolina (12/04/2022)

OPPONENT GAME HIGHS

Opponent - Game Highs

POINTS	82	at Syracuse (01/11/2023)
	77	at Wake Forest (12/31/2022)
	77	at Col. of Charleston (11/20/2022)
	77	William & Mary (11/13/2022)
	73	NC State (01/07/2023)
FIELD GOALS MADE	30	at Syracuse (01/11/2023)
	30	at Col. of Charleston (11/20/2022)
FIELD GOAL ATTEMPTS	72	at Boston College (12/21/2022)
	71	vs Old Dominion (N) (11/17/2022)
FIELD GOAL PERCENTAGE	.508 (30-59)	at Syracuse (01/11/2023)
	.508 (30-59)	at Col. of Charleston (11/20/2022)
3 PT FG MADE	11	at Wake Forest (12/31/2022)
	11	vs Penn St. (N) (11/18/2022)
	11	William & Mary (11/13/2022)
3 PT FG ATTEMPTS	30	vs Penn St. (N) (11/18/2022)
	28	at Wake Forest (12/31/2022)
3 PT FG PERCENTAGE	.500 (11-22)	William & Mary (11/13/2022)
	.500 (8-16)	at Syracuse (01/11/2023)
FREE THROWS MADE	21	North Carolina (12/04/2022)
	20	NC State (01/07/2023)
	20	at Wake Forest (12/31/2022)
FREE THROW ATTEMPTS	27	North Carolina (12/04/2022)
	26	at Wake Forest (12/31/2022)
FREE THROW PERCENTAGE	.833 (15-18)	Clemson (01/04/2023)
	.800 (20-25)	NC State (01/07/2023)
REBOUNDS	46	vs Old Dominion (N) (11/17/2022)
	42	Dayton (12/07/2022)
ASSISTS	15	at Syracuse (01/11/2023)
	15	vs Penn St. (N) (11/18/2022)
STEALS	9	at Col. of Charleston (11/20/2022)
	7	at Syracuse (01/11/2023)
	7	NC State (01/07/2023)
	7	at Boston College (12/21/2022)
	7	Grambling (12/17/2022)
	7	Minnesota (11/28/2022)
BLOCKED SHOTS	7	vs Oklahoma St. (N) (12/11/2022)
	6	at Syracuse (01/11/2023)
	6	Minnesota (11/28/2022)
	6	vs Old Dominion (N) (11/17/2022)
TURNOVERS	19	Grambling (12/17/2022)
	17	vs Oklahoma St. (N) (12/11/2022)
FOULS	21	Clemson (01/04/2023)
	21	vs Oklahoma St. (N) (12/11/2022)

TEAM GAME LOWS

Virginia Tech - Game Lows

POINTS	61		vs Penn St. (N) (11/18/2022)
	65		Clemson (01/04/2023)
	65		at Boston College (12/21/2022)
	67		Minnesota (11/28/2022)
	69		NC State (01/07/2023)
	69		Charleston So. (11/25/2022)
FIELD GOALS MADE	21		Clemson (01/04/2023)
	22		vs Oklahoma St. (N) (12/11/2022)
FIELD GOAL ATTEMPTS	51		Grambling (12/17/2022)
	53		NC State (01/07/2023)
FIELD GOAL PERCENTAGE	.313	(21-67)	Clemson (01/04/2023)
	.386	(22-57)	vs Oklahoma St. (N) (12/11/2022)
3 PT FG MADE	3		at Syracuse (01/11/2023)
	3		vs Penn St. (N) (11/18/2022)
3 PT FG ATTEMPTS	14		Minnesota (11/28/2022)
	18		NC State (01/07/2023)
	18		Lehigh (11/10/2022)
3 PT FG PERCENTAGE	.158	(3-19)	at Syracuse (01/11/2023)
	.158	(3-19)	vs Penn St. (N) (11/18/2022)
FREE THROWS MADE	3		at Col. of Charleston (11/20/2022)
	6		at Boston College (12/21/2022)
	6		Dayton (12/07/2022)
	6		Minnesota (11/28/2022)
	6		vs Penn St. (N) (11/18/2022)
FREE THROW ATTEMPTS	5		at Col. of Charleston (11/20/2022)
	7		Dayton (12/07/2022)
FREE THROW PERCENTAGE	.550	(11-20)	Grambling (12/17/2022)
	.600	(3-5)	at Col. of Charleston (11/20/2022)
REBOUNDS	28		William & Mary (11/13/2022)
	29		NC State (01/07/2023)
ASSISTS	12		NC State (01/07/2023)
	12		Clemson (01/04/2023)
	12		at Boston College (12/21/2022)
	12		vs Oklahoma St. (N) (12/11/2022)
	12		Minnesota (11/28/2022)
STEALS	1		Charleston So. (11/25/2022)
	2		Minnesota (11/28/2022)
	2		vs Old Dominion (N) (11/17/2022)
BLOCKED SHOTS	0		North Carolina (12/04/2022)
	1		at Col. of Charleston (11/20/2022)
TURNOVERS	5		Dayton (12/07/2022)
	5		Lehigh (11/10/2022)
FOULS	7		Lehigh (11/10/2022)
	10		Delaware St. (11/07/2022)

OPPONENT GAME LOWS

Opponent - Game Lows

POINTS	48		Grambling (12/17/2022)
	49		Dayton (12/07/2022)
	52		Lehigh (11/10/2022)
	57		Minnesota (11/28/2022)
	57		Delaware St. (11/07/2022)
FIELD GOALS MADE	18		Dayton (12/07/2022)
	19		Grambling (12/17/2022)
FIELD GOAL ATTEMPTS	51		North Carolina (12/04/2022)
	52		Grambling (12/17/2022)
FIELD GOAL PERCENTAGE	.300	(18-60)	Dayton (12/07/2022)
	.365	(23-63)	at Wake Forest (12/31/2022)
	.365	(23-63)	Lehigh (11/10/2022)
	.365	(19-52)	Grambling (12/17/2022)
3 PT FG MADE	3		at Boston College (12/21/2022)
	3		Dayton (12/07/2022)
	3		North Carolina (12/04/2022)
3 PT FG ATTEMPTS	15		Dayton (12/07/2022)
	16		at Syracuse (01/11/2023)
	16		Delaware St. (11/07/2022)
3 PT FG PERCENTAGE	.158	(3-19)	at Boston College (12/21/2022)
	.176	(3-17)	North Carolina (12/04/2022)
FREE THROWS MADE	1		Lehigh (11/10/2022)
	2		vs Penn St. (N) (11/18/2022)
FREE THROW ATTEMPTS	2		Lehigh (11/10/2022)
	4		vs Penn St. (N) (11/18/2022)
FREE THROW PERCENTAGE	.500	(7-14)	Minnesota (11/28/2022)
	.500	(4-8)	Charleston So. (11/25/2022)
	.500	(2-4)	vs Penn St. (N) (11/18/2022)
	.500	(1-2)	Lehigh (11/10/2022)
REBOUNDS	24		Delaware St. (11/07/2022)
	25		North Carolina (12/04/2022)
ASSISTS	6		North Carolina (12/04/2022)
	7		NC State (01/07/2023)
	7		Dayton (12/07/2022)
STEALS	1		Dayton (12/07/2022)
	2		Charleston So. (11/25/2022)
BLOCKED SHOTS	0		vs Penn St. (N) (11/18/2022)
	1		Grambling (12/17/2022)
	1		Lehigh (11/10/2022)
TURNOVERS	7		at Wake Forest (12/31/2022)
	7		vs Old Dominion (N) (11/17/2022)
FOULS	11		Dayton (12/07/2022)
	12		vs Penn St. (N) (11/18/2022)

VIRGINIA TECH MEN'S BASKETBALL

BOX SCORES

GAME 1: DELAWARE STATE

Official Basketball Box Score - Final													Game Time: 9:00 PM														
Delaware State at Virginia Tech													Game Duration: 1:50														
11/07/22 Cassell Coliseum, Blacksburg, Va.													Attendance: 7,899														
2022-23 Men's Basketball													Officials: Jamie Luckie, Jerry Heister, Chase Shaw														
Delaware State - 57													Record: 0-1														
NO. Name	Min	FG	3P	FT	Rebounds	Fouls	TP	AS	TO	ST	Blocks	+/-	Shooting By Period														
23 Brandon Stone	C 26:42	7-13	1-3	0-0	3 5 8	0 1 15	0	2	1	0	1	-24	1 st FG%	13-32	40.6%												
24 Raymond Somerville	C 24:24	3-8	0-0	2-2	1 3 4	1 2 8	2	1	0	1	0	-18	3 ^{PT} %	3-9	33.3%												
3 Martez Robinson	G 26:43	1-7	0-3	1-2	0 3 3	4 4 3	4	1	0	0	0	-37	FT%	2-3	66.7%												
5 Jevvinn Muniz	G 25:00	2-5	1-2	0-0	2 2 2	1 0 5	0	2	1	0	0	-21	2 nd FG%	11-30	36.7%												
11 Khyrie Staten	G 32:30	7-15	2-6	0-0	0 0 0	1 1 16	1	2	2	1	2	-35	3 ^{PT} %	1-7	14.3%												
15 Aaron Lemon-Warren	12:32	0-1	0-0	2-2	0 1 1	2 1 2	0	1	1	0	0	-3	FT%	3-4	75%												
20 Cameron Stitt	12:59	2-6	0-1	0-1	2 2 4	1 1 4	0	0	0	0	0	-19	GM FG%	24-62	38.7%												
22 Corey Perkins	05:03	1-3	0-0	0-0	0 0 0	2 2 2	2	2	2	0	0	-5	3 ^{PT} %	4-16	25.0%												
4 Kyle Johnson	08:46	0-2	0-0	0-0	0 0 0	0 0 0	0	0	0	0	0	-17	FT%	5-7	71.4%												
25 O'Koye Parker	02:39	0-0	0-0	0-0	0 0 0	1 0 0	0	0	1	0	0	-7	Dead Ball Rebounds: 2, 1														
22 Cory Barnes	05:33	0-0	0-0	0-0	1 1 3	0 0 0	0	0	0	0	0	-6															
10 Ronald Lucas	07:09	1-2	0-0	0-0	0 0 0	2 2 2	0	0	0	0	1	2															
Team																											
Totals													24-62	4-16	5-7	7	17	24	18	10	57	9	12	5	2	4	-38

Official Basketball Box Score - Final													Game Time: 6:00 PM														
Lehigh at Virginia Tech													Game Duration: 1:51														
11/07/22 Cassell Coliseum, Blacksburg, Va.													Attendance: 7,541														
2022-23 Men's Basketball													Officials: Ted Valentine, Lee Cassell, Jeff Poon														
Lehigh - 52													Record: 0-2														
NO. Name	Min	FG	3P	FT	Rebounds	Fouls	TP	AS	TO	ST	Blocks	+/-	Shooting By Period														
35 Dominic Parolin	C 21:39	5-9	0-1	0-0	3 2 5	2 0 10	0	2	0	0	0	-17	1 st FG%	20-32	62.5%												
42 JT Tan	C 14:12	1-3	0-0	0-0	0 0 0	3 0 2	0	1	0	0	0	1	3 ^{PT} %	10-16	62.5%												
5 Evan Taylor	G 23:13	2-9	0-3	0-0	1 4 5	3 0 4	0	0	0	0	0	-6	FT%	6-9	66.7%												
13 Keith Higgins Jr.	G 24:17	4-9	1-4	0-0	0 3 3	1 1 9	2	0	1	0	0	-15	2 nd FG%	13-28	46.4%												
22 Tyler Whitney-Sidney	G 24:41	3-7	1-2	1-2	1 3 4	1 1 8	1	2	3	1	2	0	3 ^{PT} %	4-12	33.3%												
2 Jakob Alamuudun	25:49	6-12	2-6	0-0	0 4 4	1 0 14	1	1	0	0	0	-8	FT%	9-11	81.8%												
32 Henri Adiasa	10:31	1-3	0-0	0-0	0 0 0	2 0 2	0	0	0	0	0	-10	GM FG%	33-60	55.0%												
55 Jalin Sinclair	24:20	0-5	0-2	0-0	0 2 2	3 1 0	7	3	0	0	2	-15	3 ^{PT} %	15-20	75.0%												
4 Reed Fenton	08:21	1-2	1-2	0-0	0 2 2	1 1 3	0	0	0	0	0	-3	FT%	15-20	75.0%												
2 Jake Bellow	10:06	0-0	0-0	0-0	1 1 1	0 0 0	0	0	0	0	0	-5	Dead Ball Rebounds: 3, 0														
23 Bube Momah	06:31	0-3	0-0	0-0	1 1 2	0 1 0	0	0	0	0	1	-14															
25 Ben Knosman	03:03	0-0	0-0	0-0	0 0 0	0 0 1	0	0	1	0	0	-4															
20 Jayshen Saigal	01:59	0-0	0-0	0-0	0 0 0	0 0 0	0	0	0	0	0	-4															
21 Burke Chebuhar	01:18	0-1	0-0	0-0	0 0 0	0 0 0	0	0	0	0	0	-4															
Team																											
Totals													23-63	5-21	1-2	9	23	32	17	7	52	12	11	4	1	4	-26

Official Basketball Box Score - Final													Game Time: 6:00 PM														
Lehigh at Virginia Tech													Game Duration: 1:59														
11/07/22 TD Arena, Charleston, SC													Attendance: 2,155														
2022-23 Men's Basketball													Officials: Ted Valentine, Ron Groover, John Hampton														
Virginia Tech - 78													Record: 2-0														
NO. Name	Min	FG	3P	FT	Rebounds	Fouls	TP	AS	TO	ST	Blocks	+/-	Shooting By Period														
21 Grant Basile	F 24:47	3-7	1-3	4-4	1 7 8	1 4 11	2	3	0	1	0	12	1 st FG%	16-29	55.2%												
25 Justyn Mutts	F 30:44	6-7	1-1	3-7	1 10 11	1 7 16	5	0	2	1	0	20	3 ^{PT} %	3-9	33.3%												
0 Hunter Cattoor	G 29:19	2-4	1-3	1-2	0 1 1	1 1 2	6	4	1	0	0	17	FT%	8-10	80%												
3 Sean Pedulla	G 32:12	9-17	1-5	1-1	0 3 3	0 2 8	2	0	0	1	0	24	2 nd FG%	15-29	51.7%												
13 Darius Maddox	G 24:16	3-7	0-3	2-2	0 4 4	0 1 8	0	0	0	0	0	14	3 ^{PT} %	2-9	22.2%												
15 Lynn Kidd	12:00	3-5	0-0	0-0	0 0 0	1 0 6	1	1	0	0	0	15	FT%	3-6	50%												
34 Mylajael Poteat	12:29	3-6	0-0	0-0	2 1 3	0 1 6	0	0	0	0	1	5	GM FG%	31-58	53.4%												
11 John Camden	08:10	0-0	0-0	0-0	0 1 1	2 0 0	0	0	0	0	0	-1	3 ^{PT} %	5-19	27.8%												
14 Owyn Dawyot	01:20	0-0	0-0	0-0	0 0 0	0 0 0	0	0	0	0	0	-1	FT%	11-16	68.8%												
33 Michael Ward	01:20	0-0	0-0	0-0	0 0 0	0 0 0	0	0	0	0	0	-1	Dead Ball Rebounds: 3, 0														
Team																											
Totals													31-58	5-18	11-16	5	31	36	7	17	78	15	5	3	4	1	26

Official Basketball Box Score - Final													Game Time: 6:00 PM														
William and Mary at Virginia Tech													Game Duration: 1:50														
11/07/22 Cassell Coliseum, Blacksburg, Va.													Attendance: 7,936														
2022-23 Men's Basketball													Officials: Roger Ayers, Raymie Styons, Leslie Jones														
William and Mary - 77													Record: 1-2														
NO. Name	Min	FG	3P	FT	Rebounds	Fouls	TP	AS	TO	ST	Blocks	+/-	Shooting By Period														
5 Noah Collier	F 13:55	1-2	0-0	2-3	1 2 3	4 1 4	2	2	0	2	0	4	1 st FG%	14-32	43.8%												
35 Ben Wight	F 30:42	5-12	0-0	0-0	5 1 6	1 1 10	0	2	0	0	2	-27	3 ^{PT} %	5-13	38.5%												
12 Tyler Rice	G 08:23	1-2	1-2	0-0	0 0 0	4 0 3	0	2	0	0	0	-14	FT%	2-3	66.7%												
21 Gabe Dorsey	G 24:12	5-7	1-6	0-0	1 3 4	1 2 14	0	1	1	0	0	-6	2 nd FG%	15-26	57.7%												
24 Chris Mullins	G 27:04	1-5	0-4	0-0	3 3 3	2 3 6	3	1	2	0	1	-13	3 ^{PT} %	6-9	66.7%												
11 Jack Karasiniski	25:21	2-5	0-2	0-1	1 1 2	1 5 4	1	1	0	0	1	-15	FT%	6-9	66.7%												
0 Anders Nelson	31:39	10-15	4-7	1-2	1 3 3	2 2 25	6	2	0	0	1	-5	GM FG%	29-58	50.0%												
4 Matthew Case	14:46	1-4	1-3	0-0	0 2 2	0 0 3	0	0	0	0	0	-13	3 ^{PT} %	2-9	22.2%												
15 Miguel Ayesa	06:43	0-1	0-0	0-0	1 1 1	0 0 0	0	0	0	0	0	-3	FT%	8-12	66.7%												
2 Chase Lowe	13:57	2-3	0-0	1-2	1 1 2	2 5 0	1	1	0	0	0	-1	Dead Ball Rebounds: 3, 0														
1 Jake Milkerit	01:58	1-1	1-1	0-0	0 0 0	0 0 0	0	0	0	0	0	-2															
33 Charlie Williams	01:58	0-1	0-0	0-0	0 1 1	0 0 0	0	0	0	0	0	-2															
25 Miles Hicks	01:12	0-0	0-0	0-0	0 0 0	0 0 0	0	0	0	0	0	4															
Team																											
Totals													29-58	11-22	8-12	10	17	27	15	18	77	12	13	3	2	5	-17

Official Basketball Box Score - Final													Game Time: 6:00 PM													
William and Mary at Virginia Tech													Game Duration: 1:59													
11/07/22 TD Arena, Charleston, SC													Attendance: 2,155													
2022-23 Men's Basketball													Officials: Ted Valentine, Ron Groover, John Hampton													
Virginia Tech - 94													Record: 4-0													
NO. Name	Min	FG	3P	FT	Rebounds	Fouls	TP	AS	TO	ST	Blocks	+/-	Shooting By Period													
21 Grant Basile	F 19:58	5-8	3-6	0-0	2 2 2	2 0 13	1	1	1	3	0	15	1 st FG%	21-32	65.6%											
25 Justyn Mutts	F 24:37	1-2	0-0	0-0	1 3 4	4 4 21	6	4	1	1	0	28	3 ^{PT} %	11-16	68.8%											
0 Hunter Cattoor	G 29:18	7-11	6-10	2-2	0 3 3	1 3 22	3	0	0	0	0	29	FT%	4-4	100%											
3 Sean Pedulla	G 35:58	7-11	4-7	4-4	1 3 4	2 4 22	4	1	1	1	0	19	2 nd FG%	12-27	44.4%											
13 Darius Maddox	G 30:54	5-9	2-2	2-2	1 1 2	1 1 14	3	0	1	0	1	19	3 ^{PT} %	5-16	31.3%											
2 MJ Collins	16:08	2-7	1-3	2-2	0 0 0	4 1 7	0	0	0	0	0	5	FT%	8-9	100%											
15 Lynn Kidd	16:48	2-2	0-0	2-2	2 2 4	1 1 6	0	0	0	0	0	0	GM FG%	33-59	55.9%											
11 John Camden	08:43	1-4	0-3	0-0	1 0 1	2 0 2	0	1	0	0	0	-13	3 ^{PT} %	16-32	50.0%											
34 Mylajael Poteat	13:14	3-4	0-0	0-0	2 2 4	1 1 6	1	0	0	0	0	-7	FT%	12-12	100.0%											
10 Camden Johnson	01:58	0-0	0-0	0-0	0 0 0	0 0 0	0	0	0	0	0	-2	Dead Ball Rebounds: 0, 1													
14 Owyn Dawyot	01:12	0-1	0-1	0-0	0 1 1	0 0 0	0	0	0	0	0	-4														
33 Michael Ward	01:12	0-0	0-0	0-0	0 0 0	0 0 0	0	0	0	0	0	-4														
Team																										
Totals													33-59	16-32	12-12	9	19	28	15	94	19	7	4	5	2	17

Official Basketball Box Score - Final													Game Time: 2:00 PM			
Old Dominion at Virginia Tech													Game Duration: 1:59			
11/07/22 TD Arena, Charleston, SC													Attendance: 2,155			
2022-23 Men's Basketball													Officials: Ted Valentine, Ron Groover, John Hampton			
Old Dominion - 71													Record: 2-2			
NO. Name	Min	FG	3P	FT	Rebounds	Fouls	TP	AS	TO	ST	Blocks	+/-	Shooting By Period			
12 Ben Stanley	F 28:19	4-14	0-4	0-0	2 5 7	2 1 8	0	0	0	0						

VIRGINIA TECH MEN'S BASKETBALL

BOX SCORES

GAME 5: PENN STATE

		Official Basketball Box Score - Final Penn St. at Virginia Tech 11/18/22 TD Arena, Charleston, SC Penn State vs. Virginia Tech										Game Time: 12:00 PM Game Duration: 1:49																																																																																																																																																																										
		Officials: John Higgins, Olandis Poole, John Gaffney																																																																																																																																																																																				
Penn St. - 59 Record: 4-1 (0-1)												Shooting By Period																																																																																																																																																																										
<table border="1"> <thead> <tr> <th>NO. Name</th> <th>Min</th> <th>FG</th> <th>3P</th> <th>FT</th> <th>Rebounds</th> <th>Fouls</th> <th>TP</th> <th>AS</th> <th>TO</th> <th>ST</th> <th>Blocks</th> <th>+/-</th> </tr> <tr> <th></th> <th></th> <th>M-A</th> <th>M-A</th> <th>M-A</th> <th>OR DR TOT</th> <th>PF</th> <th></th> <th></th> <th></th> <th></th> <th>BS BA</th> <th></th> </tr> </thead> <tbody> <tr><td>1 Seth Lundy</td><td>F</td><td>33:49</td><td>1-5</td><td>0-2</td><td>2-4</td><td>2 7 9</td><td>3</td><td>3</td><td>4</td><td>3</td><td>0 0 0</td><td>0 3</td></tr> <tr><td>4 Caleb Dorsey</td><td>F</td><td>06:03</td><td>0-1</td><td>0-1</td><td>0 0 1</td><td>0 0 0</td><td>0</td><td>0</td><td>0</td><td>1</td><td>0 0 0</td><td>-8</td></tr> <tr><td>10 Andrew Funk</td><td>G</td><td>36:37</td><td>8-16</td><td>5-11</td><td>0 0 1</td><td>1 0 21</td><td>1</td><td>1</td><td>1</td><td>1</td><td>0 1 0</td><td>0</td></tr> <tr><td>11 Camren Wynter</td><td>G</td><td>17:19</td><td>1-4</td><td>0-1</td><td>0 0 1</td><td>1 0 0</td><td>2</td><td>0</td><td>4</td><td>1</td><td>0 0 0</td><td>-3</td></tr> <tr><td>22 Jalen Pickett</td><td>G</td><td>38:57</td><td>4-10</td><td>1-2</td><td>0 0 1</td><td>6 7 3</td><td>5</td><td>9</td><td>8</td><td>4</td><td>3 0 0</td><td>0</td></tr> <tr><td>3 Keblba Nije</td><td>G</td><td>05:00</td><td>1-3</td><td>0-0</td><td>0 0 1</td><td>1 1 2</td><td>0</td><td>1</td><td>0</td><td>0</td><td>0 0 2</td><td>-8</td></tr> <tr><td>2 Myles Dread</td><td>G</td><td>30:02</td><td>5-11</td><td>5-11</td><td>0 2 4</td><td>2 0 15</td><td>0</td><td>1</td><td>1</td><td>0</td><td>1 1 3</td><td>3</td></tr> <tr><td>23 Dallion Johnson</td><td>14:53</td><td>1-4</td><td>0-2</td><td>0 0 2</td><td>2 2 1</td><td>2 2 1</td><td>1</td><td>0</td><td>0</td><td>0</td><td>0 0 0</td><td>-7</td></tr> <tr><td>12 Evan Mahaffey</td><td>16:20</td><td>2-2</td><td>0-0</td><td>0 0 3</td><td>2 2 5</td><td>1 1 4</td><td>1</td><td>1</td><td>2</td><td>0</td><td>0 0 10</td><td>0</td></tr> <tr><td>Team</td><td></td><td></td><td></td><td></td><td>0 3 3</td><td>0</td><td>0</td><td>0</td><td>0</td><td>0</td><td>0 0 0</td><td></td></tr> <tr><td>Totals</td><td></td><td>23:56</td><td>11-30</td><td>2-4</td><td>8 26 34</td><td>12 12</td><td>59</td><td>15</td><td>14</td><td>6</td><td>0 4 2</td><td></td></tr> </tbody> </table>												NO. Name	Min	FG	3P	FT	Rebounds	Fouls	TP	AS	TO	ST	Blocks	+/-			M-A	M-A	M-A	OR DR TOT	PF					BS BA		1 Seth Lundy	F	33:49	1-5	0-2	2-4	2 7 9	3	3	4	3	0 0 0	0 3	4 Caleb Dorsey	F	06:03	0-1	0-1	0 0 1	0 0 0	0	0	0	1	0 0 0	-8	10 Andrew Funk	G	36:37	8-16	5-11	0 0 1	1 0 21	1	1	1	1	0 1 0	0	11 Camren Wynter	G	17:19	1-4	0-1	0 0 1	1 0 0	2	0	4	1	0 0 0	-3	22 Jalen Pickett	G	38:57	4-10	1-2	0 0 1	6 7 3	5	9	8	4	3 0 0	0	3 Keblba Nije	G	05:00	1-3	0-0	0 0 1	1 1 2	0	1	0	0	0 0 2	-8	2 Myles Dread	G	30:02	5-11	5-11	0 2 4	2 0 15	0	1	1	0	1 1 3	3	23 Dallion Johnson	14:53	1-4	0-2	0 0 2	2 2 1	2 2 1	1	0	0	0	0 0 0	-7	12 Evan Mahaffey	16:20	2-2	0-0	0 0 3	2 2 5	1 1 4	1	1	2	0	0 0 10	0	Team					0 3 3	0	0	0	0	0	0 0 0		Totals		23:56	11-30	2-4	8 26 34	12 12	59	15	14	6	0 4 2		1st FG% 11-28 39.3% 3PT% 5-14 35.7% FT% 2-2 100% 2nd FG% 12-28 42.9% 3PT% 6-16 37.5% FT% 0-2 0% GM FG% 23-56 41.1% 3PT% 11-30 36.7% FT% 2-4 50.0% Dead Ball Rebounds: 1, 0	
NO. Name	Min	FG	3P	FT	Rebounds	Fouls	TP	AS	TO	ST	Blocks	+/-																																																																																																																																																																										
		M-A	M-A	M-A	OR DR TOT	PF					BS BA																																																																																																																																																																											
1 Seth Lundy	F	33:49	1-5	0-2	2-4	2 7 9	3	3	4	3	0 0 0	0 3																																																																																																																																																																										
4 Caleb Dorsey	F	06:03	0-1	0-1	0 0 1	0 0 0	0	0	0	1	0 0 0	-8																																																																																																																																																																										
10 Andrew Funk	G	36:37	8-16	5-11	0 0 1	1 0 21	1	1	1	1	0 1 0	0																																																																																																																																																																										
11 Camren Wynter	G	17:19	1-4	0-1	0 0 1	1 0 0	2	0	4	1	0 0 0	-3																																																																																																																																																																										
22 Jalen Pickett	G	38:57	4-10	1-2	0 0 1	6 7 3	5	9	8	4	3 0 0	0																																																																																																																																																																										
3 Keblba Nije	G	05:00	1-3	0-0	0 0 1	1 1 2	0	1	0	0	0 0 2	-8																																																																																																																																																																										
2 Myles Dread	G	30:02	5-11	5-11	0 2 4	2 0 15	0	1	1	0	1 1 3	3																																																																																																																																																																										
23 Dallion Johnson	14:53	1-4	0-2	0 0 2	2 2 1	2 2 1	1	0	0	0	0 0 0	-7																																																																																																																																																																										
12 Evan Mahaffey	16:20	2-2	0-0	0 0 3	2 2 5	1 1 4	1	1	2	0	0 0 10	0																																																																																																																																																																										
Team					0 3 3	0	0	0	0	0	0 0 0																																																																																																																																																																											
Totals		23:56	11-30	2-4	8 26 34	12 12	59	15	14	6	0 4 2																																																																																																																																																																											
Technical Fouls: NONE												Team 3 1 4 0 0 0																																																																																																																																																																										

		Official Basketball Box Score - Final Penn St. at Virginia Tech 11/18/22 TD Arena, Charleston, SC Penn State vs. Virginia Tech										Game Time: 12:00 PM Game Duration: 1:49																																																																																																																																																													
		Officials: John Higgins, Olandis Poole, John Gaffney																																																																																																																																																																							
Virginia Tech - 61 Record: 5-0 (1-0)												Shooting By Period																																																																																																																																																													
<table border="1"> <thead> <tr> <th>NO. Name</th> <th>Min</th> <th>FG</th> <th>3P</th> <th>FT</th> <th>Rebounds</th> <th>Fouls</th> <th>TP</th> <th>AS</th> <th>TO</th> <th>ST</th> <th>Blocks</th> <th>+/-</th> </tr> <tr> <th></th> <th></th> <th>M-A</th> <th>M-A</th> <th>M-A</th> <th>OR DR TOT</th> <th>PF</th> <th></th> <th></th> <th></th> <th></th> <th>BS BA</th> <th></th> </tr> </thead> <tbody> <tr><td>21 Grant Basile</td><td>F</td><td>26:35</td><td>7-11</td><td>1-3</td><td>2-3</td><td>0 4 4</td><td>2</td><td>3</td><td>17</td><td>3</td><td>1 1 3</td><td>2 0</td></tr> <tr><td>25 Justyn Mutts</td><td>F</td><td>37:55</td><td>5-12</td><td>0-1</td><td>0 2</td><td>2 10 12</td><td>2</td><td>5</td><td>10</td><td>5</td><td>4 1 0</td><td>0 3</td></tr> <tr><td>0 Hunter Cattoor</td><td>G</td><td>38:04</td><td>1-6</td><td>1-5</td><td>0 0 4</td><td>1 1 3</td><td>1</td><td>0</td><td>4</td><td>0 0 0</td><td>0 4</td><td>-4</td></tr> <tr><td>3 Sean Pedulla</td><td>G</td><td>37:55</td><td>5-13</td><td>0-6</td><td>0 0 1</td><td>1 1 10</td><td>3</td><td>1</td><td>3</td><td>0 0 0</td><td>0 3</td><td>3</td></tr> <tr><td>13 Darius Maddox</td><td>G</td><td>33:11</td><td>5-8</td><td>1-2</td><td>0 0 3</td><td>2 5 1</td><td>0</td><td>11</td><td>1</td><td>1</td><td>0 0 0</td><td>4</td></tr> <tr><td>2 MJ Collins</td><td>15:45</td><td>0-2</td><td>0-2</td><td>2-2</td><td>1 3 4</td><td>2 1 2</td><td>1</td><td>1</td><td>0</td><td>0 0 0</td><td>0 1</td><td>1</td></tr> <tr><td>34 Mylajael Poteat</td><td>07:50</td><td>2-5</td><td>0-2</td><td>0 0 1</td><td>1 1 1</td><td>6 0 1</td><td>1</td><td>0</td><td>1</td><td>0 1 0</td><td>2</td><td>2</td></tr> <tr><td>15 Lynn Kidd</td><td>02:45</td><td>1-1</td><td>0-0</td><td>0 0 0</td><td>0 0 0</td><td>2 0 2</td><td>0</td><td>1</td><td>0</td><td>1 0 0</td><td>0 0</td><td>-1</td></tr> <tr><td>Team</td><td></td><td></td><td></td><td></td><td>2 1 3</td><td>0</td><td>0</td><td>0</td><td>0</td><td>0</td><td>0 0 0</td><td></td></tr> <tr><td>Totals</td><td></td><td>26:58</td><td>31-69</td><td>6-9</td><td>8 26 34</td><td>12 12</td><td>61</td><td>14</td><td>9</td><td>9</td><td>4 0 2</td><td></td></tr> </tbody> </table>												NO. Name	Min	FG	3P	FT	Rebounds	Fouls	TP	AS	TO	ST	Blocks	+/-			M-A	M-A	M-A	OR DR TOT	PF					BS BA		21 Grant Basile	F	26:35	7-11	1-3	2-3	0 4 4	2	3	17	3	1 1 3	2 0	25 Justyn Mutts	F	37:55	5-12	0-1	0 2	2 10 12	2	5	10	5	4 1 0	0 3	0 Hunter Cattoor	G	38:04	1-6	1-5	0 0 4	1 1 3	1	0	4	0 0 0	0 4	-4	3 Sean Pedulla	G	37:55	5-13	0-6	0 0 1	1 1 10	3	1	3	0 0 0	0 3	3	13 Darius Maddox	G	33:11	5-8	1-2	0 0 3	2 5 1	0	11	1	1	0 0 0	4	2 MJ Collins	15:45	0-2	0-2	2-2	1 3 4	2 1 2	1	1	0	0 0 0	0 1	1	34 Mylajael Poteat	07:50	2-5	0-2	0 0 1	1 1 1	6 0 1	1	0	1	0 1 0	2	2	15 Lynn Kidd	02:45	1-1	0-0	0 0 0	0 0 0	2 0 2	0	1	0	1 0 0	0 0	-1	Team					2 1 3	0	0	0	0	0	0 0 0		Totals		26:58	31-69	6-9	8 26 34	12 12	61	14	9	9	4 0 2		1st FG% 16-36 44.4% 3PT% 3-15 20.0% FT% 2-2 100% 2nd FG% 10-22 45.5% 3PT% 4-4 0.0% FT% 0-7 57.1% GM FG% 26-58 44.8% 3PT% 3-19 15.8% FT% 6-9 66.7% Dead Ball Rebounds: 1, 0	
NO. Name	Min	FG	3P	FT	Rebounds	Fouls	TP	AS	TO	ST	Blocks	+/-																																																																																																																																																													
		M-A	M-A	M-A	OR DR TOT	PF					BS BA																																																																																																																																																														
21 Grant Basile	F	26:35	7-11	1-3	2-3	0 4 4	2	3	17	3	1 1 3	2 0																																																																																																																																																													
25 Justyn Mutts	F	37:55	5-12	0-1	0 2	2 10 12	2	5	10	5	4 1 0	0 3																																																																																																																																																													
0 Hunter Cattoor	G	38:04	1-6	1-5	0 0 4	1 1 3	1	0	4	0 0 0	0 4	-4																																																																																																																																																													
3 Sean Pedulla	G	37:55	5-13	0-6	0 0 1	1 1 10	3	1	3	0 0 0	0 3	3																																																																																																																																																													
13 Darius Maddox	G	33:11	5-8	1-2	0 0 3	2 5 1	0	11	1	1	0 0 0	4																																																																																																																																																													
2 MJ Collins	15:45	0-2	0-2	2-2	1 3 4	2 1 2	1	1	0	0 0 0	0 1	1																																																																																																																																																													
34 Mylajael Poteat	07:50	2-5	0-2	0 0 1	1 1 1	6 0 1	1	0	1	0 1 0	2	2																																																																																																																																																													
15 Lynn Kidd	02:45	1-1	0-0	0 0 0	0 0 0	2 0 2	0	1	0	1 0 0	0 0	-1																																																																																																																																																													
Team					2 1 3	0	0	0	0	0	0 0 0																																																																																																																																																														
Totals		26:58	31-69	6-9	8 26 34	12 12	61	14	9	9	4 0 2																																																																																																																																																														
Technical Fouls: NONE												Team 1 2 3 0 0 0																																																																																																																																																													

PSU VPI		Points from Turnovers 9 8		Period by Period Scoring	
Biggest lead 0 (1st 20:00)	16 (1st 10:01)	1st 2nd TOT	PSU 29 30 59		
Best Scoring Run 7 (1st 5:29)	12 (1st 10:01)	VPI 37 24 61	CSU 33 31 64		
Lead Changes 0	0	Hokies 37 32 69			
Times Tied 0	0	Bench 22 11			
Time with Lead 00:00	39:48	Hokies 22 11			

GAME 6: COLLEGE OF CHARLESTON

		Official Basketball Box Score - Final Virginia Tech at Col. of Charleston 11/20/22 TD Arena, Charleston, SC Virginia Tech at College of Charleston										Game Time: 3:30 PM Game Duration: 1:54 Attendance: 5,100																																																																																																																																																																						
		Officials: John Higgins, Jeffery Anderson, Ron Groover																																																																																																																																																																																
Virginia Tech - 75 Record: 5-1												Shooting By Period																																																																																																																																																																						
<table border="1"> <thead> <tr> <th>NO. Name</th> <th>Min</th> <th>FG</th> <th>3P</th> <th>FT</th> <th>Rebounds</th> <th>Fouls</th> <th>TP</th> <th>AS</th> <th>TO</th> <th>ST</th> <th>Blocks</th> <th>+/-</th> </tr> <tr> <th></th> <th></th> <th>M-A</th> <th>M-A</th> <th>M-A</th> <th>OR DR TOT</th> <th>PF</th> <th></th> <th></th> <th></th> <th></th> <th>BS BA</th> <th></th> </tr> </thead> <tbody> <tr><td>21 Grant Basile</td><td>F</td><td>29:58</td><td>5-12</td><td>2-7</td><td>0-0</td><td>1 4 5</td><td>0</td><td>2</td><td>12</td><td>4</td><td>3 0 1</td><td>1 9</td></tr> <tr><td>25 Justyn Mutts</td><td>F</td><td>38:40</td><td>8-11</td><td>0-1</td><td>0-0</td><td>2 7 9</td><td>0</td><td>3</td><td>16</td><td>2</td><td>1 2 0</td><td>1 0</td></tr> <tr><td>0 Hunter Cattoor</td><td>G</td><td>38:07</td><td>7-13</td><td>3-7</td><td>0-2</td><td>0 5 5</td><td>1</td><td>3</td><td>17</td><td>1</td><td>2 2 0</td><td>0 -3</td></tr> <tr><td>3 Sean Pedulla</td><td>G</td><td>33:14</td><td>7-15</td><td>1-5</td><td>2-2</td><td>0 3 3</td><td>3</td><td>3</td><td>17</td><td>3</td><td>4 2 0</td><td>1 7</td></tr> <tr><td>13 Darius Maddox</td><td>G</td><td>22:15</td><td>4-9</td><td>0-4</td><td>0-0</td><td>1 1 2</td><td>4</td><td>0</td><td>8</td><td>0</td><td>1 1 0</td><td>0 -1</td></tr> <tr><td>34 Mylajael Poteat</td><td>08:59</td><td>0-0</td><td>0-0</td><td>0 0 0</td><td>0 0 0</td><td>3 1 0</td><td>0</td><td>0</td><td>0</td><td>0 0 0</td><td>0 -8</td></tr> <tr><td>2 MJ Collins</td><td>25:04</td><td>2-6</td><td>0-3</td><td>1-1</td><td>1 3 4</td><td>3 2 5</td><td>2</td><td>1</td><td>0</td><td>0 0 0</td><td>0 -7</td></tr> <tr><td>11 John Camden</td><td>01:03</td><td>0-0</td><td>0-0</td><td>0 0 0</td><td>0 0 0</td><td>0 0 0</td><td>0</td><td>0</td><td>0</td><td>0 0 0</td><td>0 -2</td></tr> <tr><td>15 Lynn Kidd</td><td>03:00</td><td>0-0</td><td>0-0</td><td>0 0 1</td><td>1 1 0</td><td>0 0 1</td><td>0</td><td>0</td><td>0</td><td>0 0 0</td><td>0 -5</td></tr> <tr><td>Team</td><td></td><td></td><td></td><td></td><td>3 1 4</td><td>0</td><td>0</td><td>0</td><td>0</td><td>0</td><td>0 0 0</td><td></td></tr> <tr><td>Totals</td><td></td><td>33:66</td><td>6-27</td><td>3-5</td><td>8 25 33</td><td>16 14</td><td>75</td><td>12</td><td>13</td><td>7</td><td>1 3 2</td><td></td></tr> </tbody> </table>												NO. Name	Min	FG	3P	FT	Rebounds	Fouls	TP	AS	TO	ST	Blocks	+/-			M-A	M-A	M-A	OR DR TOT	PF					BS BA		21 Grant Basile	F	29:58	5-12	2-7	0-0	1 4 5	0	2	12	4	3 0 1	1 9	25 Justyn Mutts	F	38:40	8-11	0-1	0-0	2 7 9	0	3	16	2	1 2 0	1 0	0 Hunter Cattoor	G	38:07	7-13	3-7	0-2	0 5 5	1	3	17	1	2 2 0	0 -3	3 Sean Pedulla	G	33:14	7-15	1-5	2-2	0 3 3	3	3	17	3	4 2 0	1 7	13 Darius Maddox	G	22:15	4-9	0-4	0-0	1 1 2	4	0	8	0	1 1 0	0 -1	34 Mylajael Poteat	08:59	0-0	0-0	0 0 0	0 0 0	3 1 0	0	0	0	0 0 0	0 -8	2 MJ Collins	25:04	2-6	0-3	1-1	1 3 4	3 2 5	2	1	0	0 0 0	0 -7	11 John Camden	01:03	0-0	0-0	0 0 0	0 0 0	0 0 0	0	0	0	0 0 0	0 -2	15 Lynn Kidd	03:00	0-0	0-0	0 0 1	1 1 0	0 0 1	0	0	0	0 0 0	0 -5	Team					3 1 4	0	0	0	0	0	0 0 0		Totals		33:66	6-27	3-5	8 25 33	16 14	75	12	13	7	1 3 2		1st FG% 14-35 40.0% 3PT% 2-14 14.3% FT% 0-2 0% 2nd FG% 19-31 61.3% 3PT% 4-13 30.8% FT% 3-3 100% GM FG% 33-66 50.0% 3PT% 6-27 22.2% FT% 3-5 60.0% Dead Ball Rebounds: 0, 0	
NO. Name	Min	FG	3P	FT	Rebounds	Fouls	TP	AS	TO	ST	Blocks	+/-																																																																																																																																																																						
		M-A	M-A	M-A	OR DR TOT	PF					BS BA																																																																																																																																																																							
21 Grant Basile	F	29:58	5-12	2-7	0-0	1 4 5	0	2	12	4	3 0 1	1 9																																																																																																																																																																						
25 Justyn Mutts	F	38:40	8-11	0-1	0-0	2 7 9	0	3	16	2	1 2 0	1 0																																																																																																																																																																						
0 Hunter Cattoor	G	38:07	7-13	3-7	0-2	0 5 5	1	3	17	1	2 2 0	0 -3																																																																																																																																																																						
3 Sean Pedulla	G	33:14	7-15	1-5	2-2	0 3 3	3	3	17	3	4 2 0	1 7																																																																																																																																																																						
13 Darius Maddox	G	22:15	4-9	0-4	0-0	1 1 2	4	0	8	0	1 1 0	0 -1																																																																																																																																																																						
34 Mylajael Poteat	08:59	0-0	0-0	0 0 0	0 0 0	3 1 0	0	0	0	0 0 0	0 -8																																																																																																																																																																							
2 MJ Collins	25:04	2-6	0-3	1-1	1 3 4	3 2 5	2	1	0	0 0 0	0 -7																																																																																																																																																																							
11 John Camden	01:03	0-0	0-0	0 0 0	0 0 0	0 0 0	0	0	0	0 0 0	0 -2																																																																																																																																																																							
15 Lynn Kidd	03:00	0-0	0-0	0 0 1	1 1 0	0 0 1	0	0	0	0 0 0	0 -5																																																																																																																																																																							
Team					3 1 4	0	0	0	0	0	0 0 0																																																																																																																																																																							
Totals		33:66	6-27	3-5	8 25 33	16 14	75	12	13	7	1 3 2																																																																																																																																																																							
Technical Fouls: Coach 1 9 3 1												Team 3 1 4 0 0 0																																																																																																																																																																						

		Official Basketball Box Score - Final Virginia Tech at Col. of Charleston 11/20/22 TD Arena, Charleston, SC Virginia Tech at College of Charleston										Game Time: 3:30 PM Game Duration: 1:54 Attendance: 5,100																																																																																																																																																																																		
		Officials: John Higgins, Jeffery Anderson, Ron Groover																																																																																																																																																																																												
Col. of Charleston - 77 Record: 5-1												Shooting By Period																																																																																																																																																																																		
<table border="1"> <thead> <tr> <th>NO. Name</th> <th>Min</th> <th>FG</th> <th>3P</th> <th>FT</th> <th>Rebounds</th> <th>Fouls</th> <th>TP</th> <th>AS</th> <th>TO</th> <th>ST</th> <th>Blocks</th> <th>+/-</th> </tr> <tr> <th></th> <th></th> <th>M-A</th> <th>M-A</th> <th>M-A</th> <th>OR DR TOT</th> <th>PF</th> <th></th> <th></th> <th></th> <th></th> <th>BS BA</th> <th></th> </tr> </thead> <tbody> <tr><td>35 Babacar Faye</td><td>F</td><td>20:54</td><td>3-5</td><td>0-1</td><td>2-4</td><td>2 6 8</td><td>1</td><td>2</td><td>8</td><td>0</td><td>2 0 1</td><td>0 3</td></tr> <tr><td>2 Reyne Smith</td><td>G</td><td>20:43</td><td>3-7</td><td>2-6</td><td>2-2</td><td>0 1 1</td><td>1</td><td>5</td><td>10</td><td>1</td><td>0 0 0</td><td>0 9</td></tr> <tr><td>3 Dalton Bolon</td><td>G</td><td>21:00</td><td>1-6</td><td>0-3</td><td>4-4</td><td>1 2 3</td><td>1</td><td>2</td><td>6</td><td>1</td><td>2 2 0</td><td>0 -3</td></tr> <tr><td>11 Ryan Larson</td><td>G</td><td>31:58</td><td>5-9</td><td>2-3</td><td>0-0</td><td>1 1 2</td><td>3</td><td>0</td><td>12</td><td>3</td><td>1 0 0</td><td>2</td></tr> <tr><td>21 Jaylon Scott</td><td>G</td><td>24:39</td><td>0-2</td><td>0-1</td><td>1-2</td><td>1 3 4</td><td>2</td><td>2</td><td>1</td><td>1</td><td>3 1 2</td><td>0 -13</td></tr> <tr><td>5 Raekwon Horton</td><td>24:26</td><td>1-3</td><td>0-2</td><td>0 0 2</td><td>2 3 2</td><td>2 1 1</td><td>1</td><td>1</td><td>0</td><td>0 0 0</td><td>0 7</td></tr> <tr><td>15 Pat Robinson III</td><td>20:51</td><td>7-9</td><td>0-1</td><td>0-0</td><td>3 3 0</td><td>3 0 1</td><td>14</td><td>3</td><td>0</td><td>0 0 0</td><td>2</td></tr> <tr><td>25 Ben Burnham</td><td>13:07</td><td>4-5</td><td>1-2</td><td>0 0 2</td><td>2 2 0</td><td>0 0 0</td><td>0</td><td>0</td><td>0</td><td>0 0 0</td><td>0 -2</td></tr> <tr><td>42 Charles Lampton</td><td>02:26</td><td>0-0</td><td>0-0</td><td>0 0 0</td><td>0 0 0</td><td>1 0 0</td><td>0</td><td>0</td><td>1</td><td>1 0 0</td><td>0 0</td></tr> <tr><td>10 Arite Brizovic</td><td>19:56</td><td>6-13</td><td>3-4</td><td>0-0</td><td>0 5 5</td><td>2 1 15</td><td>1</td><td>1</td><td>1</td><td>3 0 1</td><td>2</td></tr> <tr><td>Team</td><td></td><td></td><td></td><td></td><td>1 2 3</td><td>0</td><td>0</td><td>0</td><td>0</td><td>0</td><td>0 0 0</td><td></td></tr> <tr><td>Totals</td><td></td><td>30:59</td><td>6-23</td><td>9-12</td><td>6 27 33</td><td>14 15</td><td>77</td><td>11</td><td>14</td><td>9</td><td>3 1 2</td><td></td></tr> </tbody> </table>												NO. Name	Min	FG	3P	FT	Rebounds	Fouls	TP	AS	TO	ST	Blocks	+/-			M-A	M-A	M-A	OR DR TOT	PF					BS BA		35 Babacar Faye	F	20:54	3-5	0-1	2-4	2 6 8	1	2	8	0	2 0 1	0 3	2 Reyne Smith	G	20:43	3-7	2-6	2-2	0 1 1	1	5	10	1	0 0 0	0 9	3 Dalton Bolon	G	21:00	1-6	0-3	4-4	1 2 3	1	2	6	1	2 2 0	0 -3	11 Ryan Larson	G	31:58	5-9	2-3	0-0	1 1 2	3	0	12	3	1 0 0	2	21 Jaylon Scott	G	24:39	0-2	0-1	1-2	1 3 4	2	2	1	1	3 1 2	0 -13	5 Raekwon Horton	24:26	1-3	0-2	0 0 2	2 3 2	2 1 1	1	1	0	0 0 0	0 7	15 Pat Robinson III	20:51	7-9	0-1	0-0	3 3 0	3 0 1	14	3	0	0 0 0	2	25 Ben Burnham	13:07	4-5	1-2	0 0 2	2 2 0	0 0 0	0	0	0	0 0 0	0 -2	42 Charles Lampton	02:26	0-0	0-0	0 0 0	0 0 0	1 0 0	0	0	1	1 0 0	0 0	10 Arite Brizovic	19:56	6-13	3-4	0-0	0 5 5	2 1 15	1	1	1	3 0 1	2	Team					1 2 3	0	0	0	0	0	0 0 0		Totals		30:59	6-23	9-12	6 27 33	14 15	77	11	14	9	3 1 2		1st FG% 13-27 48.1% 3PT% 9-13 23.1% FT% 6-8 75% 2nd FG% 17-32 53.1% 3PT% 5-10 50.0% FT% 3-4 75% GM FG% 30-59 50.8% 3PT% 8-23 34.8% FT% 9-12 75.0% Dead Ball Rebounds: 1, 0	
NO. Name	Min	FG	3P	FT	Rebounds	Fouls	TP	AS	TO	ST	Blocks	+/-																																																																																																																																																																																		
		M-A	M-A	M-A	OR DR TOT	PF					BS BA																																																																																																																																																																																			
35 Babacar Faye	F	20:54	3-5	0-1	2-4	2 6 8	1	2	8	0	2 0 1	0 3																																																																																																																																																																																		
2 Reyne Smith	G	20:43	3-7	2-6	2-2	0 1 1	1	5	10	1	0 0 0	0 9																																																																																																																																																																																		
3 Dalton Bolon	G	21:00	1-6	0-3	4-4	1 2 3	1	2	6	1	2 2 0	0 -3																																																																																																																																																																																		
11 Ryan Larson	G	31:58	5-9	2-3	0-0	1 1 2	3	0	12	3	1 0 0	2																																																																																																																																																																																		
21 Jaylon Scott	G	24:39	0-2	0-1	1-2	1 3 4	2	2	1	1	3 1 2	0 -13																																																																																																																																																																																		
5 Raekwon Horton	24:26	1-3	0-2	0 0 2	2 3 2	2 1 1	1	1	0	0 0 0	0 7																																																																																																																																																																																			
15 Pat Robinson III	20:51	7-9	0-1	0-0	3 3 0	3 0 1	14	3	0	0 0 0	2																																																																																																																																																																																			
25 Ben Burnham	13:07	4-5	1-2	0 0 2	2 2 0	0 0 0	0	0	0	0 0 0	0 -2																																																																																																																																																																																			
42 Charles Lampton	02:26	0-0	0-0	0 0 0	0 0 0	1 0 0	0	0	1	1 0 0	0 0																																																																																																																																																																																			
10 Arite Brizovic	19:56	6-13	3-4	0-0	0 5 5	2 1 15	1	1	1	3 0 1	2																																																																																																																																																																																			
Team					1 2 3	0	0	0	0	0	0 0 0																																																																																																																																																																																			
Totals		30:59	6-23	9-12	6 27 33	14 15	77	11	14	9	3 1 2																																																																																																																																																																																			
Technical Fouls: NONE												Team 1 2 3 0 0 0																																																																																																																																																																																		

VPI COC		Points from Turnovers 15 14		Period by Period Scoring	
Biggest lead 8 (2nd 8:17)	13 (1st 8:41)	1st 2nd TOT	VPI 35 42 77		
Best Scoring Run 11 (2nd 14:23)	11 (1st 8:41)	COC 35 42 77	Hokies 39 28 67		
Lead Changes 5	5	Bench 24 15			
Times Tied 5	5	Hokies 27 30 57			
Time with Lead 19:06	18:25	Hokies 39 28 67			

GAME 7: CHARLESTON SOUTHERN

		Official Basketball Box Score - Final Charleston Southern at Virginia Tech 11/25/22 Cassell Coliseum, Blacksburg, Va. 2022-23 Men's Basketball										Game Time: 8:00 PM Game Duration: 1:58 Attendance: 8,525																																																																																																																																																																						
		Officials: Ted Valentine, Tony Henderson, Tim Comer																																																																																																																																																																																
Charleston Southern - 64 Record: 2-3												Shooting By Period																																																																																																																																																																						
<table border="1"> <thead> <tr> <th>NO. Name</th> <th>Min</th> <th>FG</th> <th>3P</th> <th>FT</th> <th>Rebounds</th> <th>Fouls</th> <th>TP</th> <th>AS</th> <th>TO</th> <th>ST</th> <th>Blocks</th> <th>+/-</th> </tr> <tr> <th></th> <th></th> <th>M-A</th> <th>M-A</th> <th>M-A</th> <th>OR DR TOT</th> <th>PF</th> <th></th> <th></th> <th></th> <th></th> <th>BS BA</th> <th></th> </tr> </thead> <tbody> <tr><td>1 Kalib Clinton</td><td>F</td><td>14:23</td><td>1-4</td><td>0-0</td><td>1-2</td><td>2 1 3</td><td>4</td><td>2</td><td>3</td><td>0</td><td>0 1 0</td><td>0 -17</td></tr> <tr><td>14 Taje Kelly</td><td>F</td><td>29:02</td><td>7-13</td><td>0-0</td><td>2-4</td><td>3 6 9</td><td>1</td><td>4</td><td>16</td><td>1</td><td>3 1 0</td><td>0 3 1</td></tr> <tr><td>4 Tyere Bryan</td><td>G</td><td>32:34</td><td>4-6</td><td>3-3</td><td>0-0</td><td>0 1 1</td><td>1</td><td>1</td><td>11</td><td>3</td><td>1 0 0</td><td>0 2</td></tr> <tr><td>13 Tahlik Chavez</td><td>G</td><td>35:29</td><td>4-10</td><td>4-9</td><td>0-0</td><td>0 3 3</td><td>0</td><td>1</td><td>12</td><td>1</td><td>0 0 0</td><td>0 -1</td></tr> <tr><td>22 RJ Johnson</td><td>G</td><td>14:51</td><td>0-4</td><td>0-1</td><td>0 0 0</td><td>0 0 0</td><td>0</td><td>0</td><td>1</td><td>2</td><td>0 0 0</td><td>0 -8</td></tr> <tr><td>12 Claudel Harris Jr.</td><td>29:30</td><td>8-16</td><td>0-7</td><td>1-2</td><td>0 7 7</td><td>1 2</td><td>17</td><td>4</td><td>2</td><td>0 0 0</td><td>0 -1</td></tr> <tr><td>24 Claudel Duhart Jr.</td><td>14:15</td><td>0-2</td><td>0-0</td><td>0 0 2</td><td>0 2 0</td><td>0 0</td><td>2</td><td>0</td><td>0</td><td>2 1 2</td><td>0 2</td></tr> <tr><td>21 Imajae Dodd</td><td>10:58</td><td>1-3</td><td>0-0</td><td>0 0 1</td><td>2 3 2</td><td>1 2</td><td>0</td><td>1</td><td>0</td><td>0 0 0</td><td>0 -6</td></tr> <tr><td>55 Tres Berry</td><td>18:48</td><td>1-2</td><td>1-2</td><td>0 0 1</td><td>1 1 3</td><td>3</td><td>0</td><td>0</td><td>0</td><td>0 0 0</td><td>0 3</td></tr> <tr><td>Team</td><td></td><td></td><td></td><td></td><td>6 3 9</td><td>0</td><td>0</td><td>0</td><td>0</td><td>0</td><td>0 0 0</td><td></td></tr> <tr><td>Totals</td><td></td><td>26:60</td><td>8-22</td><td>4-8</td><td>14 24 38</td><td>14 11</td><td>64</td><td>12</td><td>10</td><td>2</td><td>2 4 5</td><td></td></tr> </tbody> </table>												NO. Name	Min	FG	3P	FT	Rebounds	Fouls	TP	AS	TO	ST	Blocks	+/-			M-A	M-A	M-A	OR DR TOT	PF					BS BA		1 Kalib Clinton	F	14:23	1-4	0-0	1-2	2 1 3	4	2	3	0	0 1 0	0 -17	14 Taje Kelly	F	29:02	7-13	0-0	2-4	3 6 9	1	4	16	1	3 1 0	0 3 1	4 Tyere Bryan	G	32:34	4-6	3-3	0-0	0 1 1	1	1	11	3	1 0 0	0 2	13 Tahlik Chavez	G	35:29	4-10	4-9	0-0	0 3 3	0	1	12	1	0 0 0	0 -1	22 RJ Johnson	G	14:51	0-4	0-1	0 0 0	0 0 0	0	0	1	2	0 0 0	0 -8	12 Claudel Harris Jr.	29:30	8-16	0-7	1-2	0 7 7	1 2	17	4	2	0 0 0	0 -1	24 Claudel Duhart Jr.	14:15	0-2	0-0	0 0 2	0 2 0	0 0	2	0	0	2 1 2	0 2	21 Imajae Dodd	10:58	1-3	0-0	0 0 1	2 3 2	1 2	0	1	0	0 0 0	0 -6	55 Tres Berry	18:48	1-2	1-2	0 0 1	1 1 3	3	0	0	0	0 0 0	0 3	Team					6 3 9	0	0	0	0	0	0 0 0		Totals		26:60	8-22	4-8	14 24 38	14 11	64	12	10	2	2 4 5		1st FG% 12-28 42.9% 3PT% 6-13 46.2% FT% 3-4 75% 2nd FG% 14-32 43.8% 3PT% 2-9 22.2% FT% 1-4 25% GM FG% 26-60 43.3% 3PT% 8-22 36.4% FT% 4-8 50.0% Dead Ball Rebounds: 0, 0	
NO. Name	Min	FG	3P	FT	Rebounds	Fouls	TP	AS	TO	ST	Blocks	+/-																																																																																																																																																																						
		M-A	M-A	M-A	OR DR TOT	PF					BS BA																																																																																																																																																																							
1 Kalib Clinton	F	14:23	1-4	0-0	1-2	2 1 3	4	2	3	0	0 1 0	0 -17																																																																																																																																																																						
14 Taje Kelly	F	29:02	7-13	0-0	2-4	3 6 9	1	4	16	1	3 1 0	0 3 1																																																																																																																																																																						
4 Tyere Bryan	G	32:34	4-6	3-3	0-0	0 1 1	1	1	11	3	1 0 0	0 2																																																																																																																																																																						
13 Tahlik Chavez	G	35:29	4-10	4-9	0-0	0 3 3	0	1	12	1	0 0 0	0 -1																																																																																																																																																																						
22 RJ Johnson	G	14:51	0-4	0-1	0 0 0	0 0 0	0	0	1	2	0 0 0	0 -8																																																																																																																																																																						
12 Claudel Harris Jr.	29:30	8-16	0-7	1-2	0 7 7	1 2	17	4	2	0 0 0	0 -1																																																																																																																																																																							
24 Claudel Duhart Jr.	14:15	0-2	0-0	0 0 2	0 2 0	0 0	2	0	0	2 1 2	0 2																																																																																																																																																																							
21 Imajae Dodd	10:58	1-3	0-0	0 0 1	2 3 2	1 2	0	1	0	0 0 0	0 -6																																																																																																																																																																							
55 Tres Berry	18:48	1-2	1-2	0 0 1	1 1 3	3	0	0	0	0 0 0	0 3																																																																																																																																																																							
Team					6 3 9	0	0	0	0	0	0 0 0																																																																																																																																																																							
Totals		26:60	8-22	4-8	14 24 38	14 11	64	12	10	2	2 4 5																																																																																																																																																																							
Technical Fouls: NONE												Team 3 1 4 0 2 2																																																																																																																																																																						

		Official Basketball Box Score - Final Charleston Southern at Virginia Tech 11/25/22 Cassell Coliseum, Blacksburg, Va. 2022-23 Men's Basketball										Game Time: 8:00 PM Game Duration: 1:58 Attendance: 8,525																																																																																																																																					
		Officials: Ted Valentine, Tony Henderson, Tim Comer																																																																																																																																															
Virginia Tech - 69 Record: 6-1												Shooting By Period																																																																																																																																					
<table border="1"> <thead> <tr> <th>NO. Name</th> <th>Min</th> <th>FG</th> <th>3P</th> <th>FT</th> <th>Rebounds</th> <th>Fouls</th> <th>TP</th> <th>AS</th> <th>TO</th> <th>ST</th> <th>Blocks</th> <th>+/-</th> </tr> <tr> <th></th> <th></th> <th>M-A</th> <th>M-A</th> <th>M-A</th> <th>OR DR TOT</th> <th>PF</th> <th></th> <th></th> <th></th> <th></th> <th>BS BA</th> <th></th> </tr> </thead> <tbody> <tr><td>21 Grant Basile</td><td>F</td><td>24:15</td><td>2-6</td><td>2-6</td><td>0-0</td><td>0 2 2</td><td>0</td><td>0</td><td>6</td><td>1</td><td>2 0 2</td><td>0 -8</td></tr> <tr><td>25 Justyn Mutts</td><td>F</td><td>35:46</td><td>6-11</td><td>0-2</td><td>5-7</td><td>3 6 9</td><td>3</td><td>6</td><td>17</td><td>5</td><td>1 1 1</td><td>1 5</td></tr> <tr><td>0 Hunter Cattoor</td><td>G</td><td>33:31</td><td>2-10</td><td>2-6</td><td>2-2</td><td>2 5 7</td><td>3</td><td>1</td><td>8</td><td>4</td><td>1 0 0</td><td>0 3</td></tr> <tr><td>3 Sean Pedulla</td><td>G</td><td>36:46</td><td>6-10</td><td>1-2</td><td>2-3</td><td>0 4 4</td><td>1</td><td>4</td><td>15</td><td>3</td><td>1 0 0</td><td>0 6</td></tr> <tr><td>13 Darius Maddox</td><td>G</td><td>34:06</td><td>5-13</td><td>1-4</td><td>1-2</td><td>2 0 2</td><td>3</td><td>1</td><td>12</td><td>0</td><td>2 0 0</td><td>1 7</td></tr> <tr><td>2 MJ Collins</td><td>15:41</td><td>0-2</td><td>0-1</td><td>0-0</td><td>0 1 1</td><td>0 0 0</td><td>0</td><td>0</td><td>0</td><td>0 0 0</td><td>0 0</td></tr> <tr><td>15 Lynn Kidd</td><td>14:21</td><td>5-9</td><td>0-0</td><td>1-1</td><td>5 3 8</td><td>1 2</td><td>11</td><td>1</td><td>0</td><td>0 0 0</td><td>1 0 13</td></tr> <tr><td>34 Mylajael Poteat</td><td>05:34</td><td>0-0</td><td>0-0</td><td>0 0 0</td><td>0 1 1</td><td>0 0 0</td><td>0</td><td>0</td><td>0</td><td>0 0 0</td><td>0 -1</td></tr> <tr><td>Team</td><td></td><td></td><td></td><td></td><td>2 1 3</td><td>0</td></tr></tbody></table>												NO. Name	Min	FG	3P	FT	Rebounds	Fouls	TP	AS	TO	ST	Blocks	+/-			M-A	M-A	M-A	OR DR TOT	PF					BS BA		21 Grant Basile	F	24:15	2-6	2-6	0-0	0 2 2	0	0	6	1	2 0 2	0 -8	25 Justyn Mutts	F	35:46	6-11	0-2	5-7	3 6 9	3	6	17	5	1 1 1	1 5	0 Hunter Cattoor	G	33:31	2-10	2-6	2-2	2 5 7	3	1	8	4	1 0 0	0 3	3 Sean Pedulla	G	36:46	6-10	1-2	2-3	0 4 4	1	4	15	3	1 0 0	0 6	13 Darius Maddox	G	34:06	5-13	1-4	1-2	2 0 2	3	1	12	0	2 0 0	1 7	2 MJ Collins	15:41	0-2	0-1	0-0	0 1 1	0 0 0	0	0	0	0 0 0	0 0	15 Lynn Kidd	14:21	5-9	0-0	1-1	5 3 8	1 2	11	1	0	0 0 0	1 0 13	34 Mylajael Poteat	05:34	0-0	0-0	0 0 0	0 1 1	0 0 0	0	0	0	0 0 0	0 -1	Team					2 1 3	0
NO. Name	Min	FG	3P	FT	Rebounds	Fouls	TP	AS	TO	ST	Blocks	+/-																																																																																																																																					
		M-A	M-A	M-A	OR DR TOT	PF					BS BA																																																																																																																																						
21 Grant Basile	F	24:15	2-6	2-6	0-0	0 2 2	0	0	6	1	2 0 2	0 -8																																																																																																																																					
25 Justyn Mutts	F	35:46	6-11	0-2	5-7	3 6 9	3	6	17	5	1 1 1	1 5																																																																																																																																					
0 Hunter Cattoor	G	33:31	2-10	2-6	2-2	2 5 7	3	1	8	4	1 0 0	0 3																																																																																																																																					
3 Sean Pedulla	G	36:46	6-10	1-2	2-3	0 4 4	1	4	15	3	1 0 0	0 6																																																																																																																																					
13 Darius Maddox	G	34:06	5-13	1-4	1-2	2 0 2	3	1	12	0	2 0 0	1 7																																																																																																																																					
2 MJ Collins	15:41	0-2	0-1	0-0	0 1 1	0 0 0	0	0	0	0 0 0	0 0																																																																																																																																						
15 Lynn Kidd	14:21	5-9	0-0	1-1	5 3 8	1 2	11	1	0	0 0 0	1 0 13																																																																																																																																						
34 Mylajael Poteat	05:34	0-0	0-0	0 0 0	0 1 1	0 0 0	0	0	0	0 0 0	0 -1																																																																																																																																						
Team					2 1 3	0																																																																																																																																											

VIRGINIA TECH MEN'S BASKETBALL

BOX SCORES

GAME 9: NORTH CAROLINA

North Carolina at Virginia Tech												
Official Basketball Box Score - Final												
12/04/22 Cassell Coliseum, Blacksburg, Va.												
2022-23 Men's Basketball												
Game Time: 3:00 PM												
Game Duration: 2:03												
Attendance: 8,955												
Officials: Ted Valentine, Doug Simons, Clarence Armstrong												
North Carolina - 72												
Record: 5-4 (0-1)												
NO. Name	Min	FG	3P	FT	Rebounds	Fouls	TP	AS	TO	ST	Blocks	+/-
32 Pete Nance	F 36:18	6-13	1-3	5-6	1 9 10	2 4 18	0	4	0	0	0	-3
1 Leaky Black	G 24:43	1-3	0-1	0-0	0 1 1	3 1 2	1	0	0	2	0	-14
2 Caleb Love	G 31:27	5-10	2-5	6-9	0 3 3	3 6 18	2	3	1	1	0	-1
4 RJ Davis	G 35:28	6-11	0-4	6-7	0 4 4	4 6 18	1	2	2	1	0	-3
14 Puff Johnson	G 12:16	0-2	0-1	0-0	0 0 0	1 0 1	0	0	0	0	0	-8
10 Seth Trimble	22:48	3-3	0-0	0-0	1 2 3	1 1 6	1	0	1	1	0	-4
24 Tyler Nickel	25:00	3-5	0-1	2-3	1 1 2	1 2 8	1	0	0	0	0	1
3 Dontrez Styles	08:18	0-3	0-2	0-0	1 0 1	1 0 0	0	1	0	0	0	-3
22 Justin McKoy	02:20	0-1	0-0	2-2	0 0 0	0 1 2	0	0	0	0	0	-4
21 Will Shaver	01:22	0-0	0-0	0-0	0 0 0	1 0 0	0	0	0	0	0	-1
Team					0 1 1	0 0 0	0	0	0	0	0	
Totals		24-51	3-17	21-27	4 21 25	17 21 72	6	10	5	5	0	-8
Technical Fouls: NONE												

Virginia Tech - 80												
Record: 8-1 (1-0)												
NO. Name	Min	FG	3P	FT	Rebounds	Fouls	TP	AS	TO	ST	Blocks	+/-
21 Grant Basile	F 29:24	4-9	1-3	3-4	0 4 4	2 4 12	4	1	2	0	0	2
25 Justyn Mutts	F 38:13	12-16	1-1	2-2	2 9 11	2 5 27	4	5	1	0	0	10
0 Hunter Cattoor	G 29:12	5-7	3-4	0-1	0 3 3	3 2 13	1	0	0	0	1	7
3 Sean Pedulla	G 35:16	5-14	1-5	3-4	0 4 4	4 2 14	4	2	0	0	1	5
13 Darius Maddox	G 36:34	1-6	0-2	0-0	0 4 4	4 1 2	2	1	1	0	1	0
2 MJ Collins	21:03	2-7	1-4	3-4	5 3 8	3 2 8	1	0	0	0	2	3
34 Mylajael Poteat	04:18	0-0	0-0	0-1	1 2 0	0 0 0	0	0	0	0	0	-4
15 Lynn Kidd	06:00	2-2	0-0	0-0	1 0 1	1 4 0	0	0	0	0	0	1
Team					2 1 3	0 0 1	0	0	0	0	0	
Totals		31-61	7-19	11-15	10 29 39	21 17 80	16	10	4	0	5	8
Technical Fouls: NONE												

Heels		Hokies		Points from		Turnovers		Period by Period Scoring	
1st	2nd	1st	2nd	1st	2nd	1st	2nd	TOT	
3 (1 st 18:42)	18 (2 nd 13:19)	14	10	27	45	27	45	72	
8 (2 nd 6:56)	8 (1 st 14:12)	32	42	37	43	80			
1	1	16	12						
01:26	36:50								

Flyers		Hokies		Points from		Turnovers		Period by Period Scoring	
1st	2nd	1st	2nd	1st	2nd	1st	2nd	TOT	
6 (1 st 15:18)	28 (2 nd 0:20)	5	10	30	36	21	28	49	
5 (2 nd 18:27)	16 (1 st 0:49)	13	7	42	35	42			
1	1	11	14						
04:56	33:05								

GAME 11: OKLAHOMA STATE

Oklahoma St. at Virginia Tech												
Official Basketball Box Score - Final												
12/11/22 Barclays Center, Brooklyn, NY												
2022 Basketball Hall of Fame Invitational												
Game Time: 2:00 PM												
Game Duration: 2:05												
Attendance: 2,955												
Officials: Kipp Kissinger, Bert Smith, Bart Lenox												
Oklahoma St. - 65												
Record: 6-4												
NO. Name	Min	FG	3P	FT	Rebounds	Fouls	TP	AS	TO	ST	Blocks	+/-
22 Kalib Boone	F 27:13	6-10	0-0	3-4	3 4 7	3 4 15	0	2	1	4	1	-3
33 Moussa Cisse	C 29:30	3-5	0-0	6-9	1 6 7	4 5 12	1	2	0	1	0	1
0 Avery Anderson, III	G 28:24	5-9	3-5	2-2	0 2 2	2 3 15	4	5	3	1	0	-4
1 Bryce Thompson	G 28:10	2-9	0-4	0-0	0 1 1	4 0 4	4	4	4	0	0	1
51 John-Michael Wright	G 29:26	1-5	1-4	0-0	3 3 6	2 2 3	3	3	0	1	0	0
5 Caleb Asberry	24:43	2-8	2-8	2-2	0 3 3	3 2 8	2	1	0	0	0	13
23 Tyreek Smith	15:41	1-4	0-0	0-0	1 2 3	1 1 2	0	0	0	1	0	-3
2 Chris Harris Jr.	09:48	1-2	0-1	0-0	1 3 4	2 1 2	0	0	0	1	0	-4
13 Quion Williams	02:16	0-0	0-0	0-1	1 1 0	0 0 0	0	0	0	0	0	-1
4 Woody Newton	05:49	1-3	1-2	1-2	1 2 3	0 4 0	4	0	2	0	0	-2
Team					1 0 1	0 0 1	0	0	0	0	0	
Totals		22-55	7-24	14-19	11 27 38	21 18 65	14	17	6	7	3	-5
Technical Fouls: NONE												

Virginia Tech - 70												
Record: 10-1												
NO. Name	Min	FG	3P	FT	Rebounds	Fouls	TP	AS	TO	ST	Blocks	+/-
21 Grant Basile	F 27:45	4-12	2-5	3-5	1 4 5	3 4 13	2	0	1	2	1	5
25 Justyn Mutts	F 26:06	5-8	2-3	1-2	1 3 4	4 2 13	4	4	6	0	1	-2
0 Hunter Cattoor	G 35:05	1-5	0-3	7-8	0 6 6	1 6 9	1	1	3	0	0	1
3 Sean Pedulla	G 39:05	6-16	2-4	2-3	1 4 5	3 6 16	4	1	0	1	0	3
13 Darius Maddox	G 32:48	3-9	1-3	0-0	3 0 3	2 0 7	0	2	0	1	1	5
34 Mylajael Poteat	15:21	1-2	0-0	6-6	2 4 6	3 3 8	1	0	0	0	0	4
2 MJ Collins	13:47	1-3	0-2	0-0	0 1 1	0 0 2	0	0	0	0	0	4
15 Lynn Kidd	10:03	1-2	0-0	0-0	1 1 2	2 0 0	2	0	2	0	1	3
Team					2 3 5	0 0 0	0	0	0	0	0	
Totals		22-57	7-20	19-24	11 26 37	18 21 70	12	10	11	3	7	5
Technical Fouls: NONE												

OSU		VT		Points from		Turnovers		Period by Period Scoring	
1st	2nd	1st	2nd	1st	2nd	1st	2nd	TOT	
5 (2 nd 11:25)	12 (1 st 7:18)	14	19	25	40	25	40	65	
8 (1 st 4:40)	9 (1 st 7:18)	28	24	34	36	34	36	70	
3	3	11	10						
8	8	16	12						
08:52	26:46								

Game Notes: 2022 Basketball Hall of Fame Invitational Game 2 MVP: Sean Pedulla (Virginia Tech)

GAME 10: DAYTON

Dayton at Virginia Tech												
Official Basketball Box Score - Final												
12/07/22 Cassell Coliseum, Blacksburg, Va.												
2022-23 Men's Basketball												
Game Time: 8:00 PM												
Game Duration: 1:51												
Attendance: 7,702												
Officials: Roger Ayers, Lee Cassell, Ron Grewer												
Dayton - 49												
Record: 5-5												
NO. Name	Min	FG	3P	FT	Rebounds	Fouls	TP	AS	TO	ST	Blocks	+/-
2 Toumani Camara	F 26:18	2-9	1-2	4-4	2 3 5	0 2 9	1	0	0	1	1	-16
15 DaRon Holmes II	F 28:13	5-15	0-0	3-4	7 3 10	1 8 13	0	2	0	1	4	-18
22 Mustapha Amzil	F 24:00	2-6	1-4	0-0	1 3 4	3 1 5	1	1	0	0	0	-15
23 R.J. Blakney	F 23:40	2-4	0-1	1-1	2 3 5	1 1 5	2	1	0	0	0	-12
55 Mike Sharavjams	G 35:22	3-12	0-3	0-1	1 4 5	1 1 5	2	1	0	0	0	-19
4 Koby Brea	18:53	2-5	1-3	0-0	0 5 0	0 0 0	0	0	0	0	0	-22
21 Richard Amaefule	16:54	0-2	0-0	0-0	0 0 0	4 0 0	0	0	0	0	0	-10
10 Kaleb Washington	15:55	1-2	0-0	1-3	0 1 1	0 2 3	0	2	1	0	1	-13
12 Zimi Nwokoji	14:35	1-5	0-2	1-4	1 3 4	1 3 3	1	2	0	0	0	-12
42 Brady Uhl	01:34	0-0	0-0	0-0	0 0 0	0 0 0	0	0	0	0	0	-2
54 Atticus Schuler	00:36	0-0	0-0	0-0	0 0 0	0 0 0	0	0	0	0	0	-1
Team					1 2 3	0 0 0	0	0	0	0	0	
Totals		18-60	3-15	10-17	15 27 42	11 18 49	7	12	1	3	6	-28
Technical Fouls: NONE												

Virginia Tech - 77												
Record: 9-1												
NO. Name	Min	FG	3P	FT	Rebounds	Fouls	TP	AS	TO	ST	Blocks	+/-
21 Grant Basile	F 30:58	9-17	4-9	1-2	2 8 10	2 3 23	1	1	0	4	1	24
25 Justyn Mutts	F 21:21	0-0	0-0	2-2	0 5 5	2 3 2	1	0	0	0	0	5
0 Hunter Cattoor	G 32:36	3-8	1-6	0-0	0 3 3	1 1 7	0	0	0	0	0	28
3 Sean Pedulla	G 27:47	8-13	2-5	1-1	0 1 1	5 3 19	2	1	2	0	0	20
13 Darius Maddox	G 31:30	5-13	2-5	0-0	1 4 5	1 0 12	3	1	1	0	1	15
2 MJ Collins	21:56	1-4	0-2	0-0	0 2 2	0 0 2	3	0	0	0	0	13
15 Lynn Kidd	13:16	3-5	0-0	0-0	2 2 2	4 0 6	2	0	1	2	1	15
34 Mylajael Poteat	12:15	1-1	0-0	2-2	0 0 0	1 1 4	0	0	0	0	0	40
11 John Camden	03:03	0-1	0-0	0-0	0 0 0	0 0 0	0	0	0	0	0	4
10 Camden Johnson	02:10	0-0	0-0	0-0	0 1 0	0 0 0	0	0	0	0	0	2
14 Owyn Dawyot	01:34	1-1	0-0	0-0	0 0 0	1 0 0	0	0	0	0	0	2
33 Michael Ward	01:34	0-0	0-0	0-0	0 0 0	0 0 0	0	0	0	0	0	2
Team					2 3 5	0 0 0	0	0	0	0	0	
Totals		31-63										

VIRGINIA TECH MEN'S BASKETBALL

BOX SCORES

GAME 13: BOSTON COLLEGE

Official Basketball Box Score - Final													Game Time: 6:30 PM																															
Virginia Tech at Boston College													Game Duration: 2:07																															
12/21/22 Silvio O. Conte Forum, Chestnut Hill, Mass.													Attendance: 4,012																															
@BCUMB													Officials: Roger Ayers, Brian O'Connell, Matt Potter																															
Virginia Tech - 65													Record: 11-2 (1-1)																															
NO.	Name	Min	FG	3P	FT	Rebounds	Fouls	TP	AS	TO	ST	Blocks	+/-	Shooting By Period																														
21	Grant Basile	F	29:01	5-9	1-4	2-4	3	6	1	2	13	0	1	1	0	0	-1																											
25	Justyn Mutts	F	41:09	9-17	0-1	0-0	2	6	8	2	18	3	5	2	2	1	-7																											
0	Hunter Cattoor	G	29:54	2-5	1-3	0-0	0	5	3	3	5	1	2	1	0	0	-5																											
3	Sean Pedulla	G	43:36	7-16	1-5	3-3	1	1	2	5	18	5	4	0	0	0	-1																											
13	Darius Maddox	G	39:47	4-15	2-6	0-0	5	3	8	2	10	0	1	0	0	0	-7																											
2	MJ Collins	G	21:42	0-2	0-1	0-0	0	5	5	0	1	0	1	1	0	0	0																											
15	Lynn Kidd	C	10:35	0-1	0-0	0-0	0	4	4	1	1	0	1	1	0	1	4																											
34	Mylyjael Poteat	G	09:15	0-1	0-0	1-2	2	1	3	0	1	1	1	0	0	0	-6																											
11	John Camden	G	00:01	0-0	0-0	0-0	0	0	0	0	0	0	0	0	0	0	-2																											
Team						3			4			0																																
Totals			27:66			5:20			6:9			16			29			45			14			14			65			12			15			4			3			5		
													Technical Fouls: NONE																															
													Shooting By Period																															
													1st FG% 12-27 44.4%																															
													3PT% 1-10 10.0%																															
													FT% 5-6 83.3%																															
													2nd FG% 12-29 41.4%																															
													3PT% 4-7 57.1%																															
													FT% 1-3 33.3%																															
													OT FG% 3-10 30.0%																															
													3PT% 0-3 0.0%																															
													FT% 0-0 0%																															
													GM FG% 27-66 40.9%																															
													3PT% 5-20 25.0%																															
													FT% 6-9 66.7%																															
													Dead Ball Rebounds: 3.0																															

Boston College - 70													Record: 7-6 (1-1)																															
NO.	Name	Min	FG	3P	FT	Rebounds	Fouls	TP	AS	TO	ST	Blocks	+/-	Shooting By Period																														
1	T.J. Bickerstaff	F	15:22	2-3	0-0	0-0	4	0	4	3	0	4	1	2	0	0	-2																											
10	Prince Aligbe	F	20:39	2-8	1-3	0-0	1	3	4	1	0	5	1	1	0	0	-5																											
5	DeMarr Langford Jr.	G	40:38	3-9	0-0	2-2	5	1	6	2	2	8	1	2	1	1	-4																											
11	Makai Ashton-Langford	G	36:18	8-15	2-6	3-4	1	6	7	1	5	21	1	2	1	2	12																											
45	Mason Madsen	G	15:36	1-3	0-2	0-1	0	3	3	0	2	2	0	0	1	0	8																											
3	Jaeden Zackery	G	36:39	2-7	0-1	2-2	2	3	5	3	3	6	5	0	2	0	3																											
24	CJ Penha	G	22:08	3-7	0-3	0-0	0	2	2	0	0	6	1	1	0	0	1																											
21	Devin McGlockton	C	30:50	8-16	0-1	0-2	3	4	7	4	2	18	2	1	2	0	11																											
00	Chas Kelley III	G	05:03	0-4	0-3	0-0	0	0	0	0	0	0	0	0	0	0	-4																											
2	Armani Mighty	G	00:47	0-0	0-0	0-0	0	0	0	0	0	0	0	0	0	0	2																											
Team						1			2			0																																
Totals			29:72			3:19			9:12			17			23			40			14			14			70			12			9			7			3			5		
													Technical Fouls: NONE																															
													Shooting By Period																															
													1st FG% 11-31 35.5%																															
													3PT% 2-12 16.7%																															
													FT% 1-1 100%																															
													2nd FG% 15-33 45.5%																															
													3PT% 0-6 0.0%																															
													FT% 4-5 80%																															
													OT FG% 3-8 37.5%																															
													3PT% 1-1 100%																															
													FT% 4-6 66.7%																															
													GM FG% 29-72 40.3%																															
													3PT% 3-19 15.8%																															
													FT% 9-12 75.0%																															
													Dead Ball Rebounds: 0.0																															

VT		BC		Points from Turnovers		Period by Period Scoring			
1st	2nd	1st	2nd	1st	2nd	1st	2nd		
8 (1st 6:33)	9 (2nd 4:19)	6	15	VT	30	29	6	65	
11 (2nd 0:49)	8 (2nd 4:19)	Paint	42	36	BC	25	34	11	70
10	10	Second Chance	7	13					
8	8	Fast Breaks	6	9					
20:42	16:17	Bench	1	30					

GAME 14: WAKE FOREST

Official Basketball Box Score - Final													Game Time: 12:00 PM																																		
Virginia Tech at Wake Forest													Game Duration: 2:01																																		
12/31/22 LVM Coliseum, Winston-Salem													Attendance: 8,709																																		
2022-23 Men's Basketball													Officials: Roger Ayers, Jamie Luckie, Bl Covington, Jr.																																		
Virginia Tech - 75													Record: 11-3 (1-2)																																		
NO.	Name	Min	FG	3P	FT	Rebounds	Fouls	TP	AS	TO	ST	Blocks	+/-	Shooting By Period																																	
21	Grant Basile	F	18:44	3-7	1-3	2-2	1	1	2	4	2	9	0	3	0	0	8																														
25	Justyn Mutts	F	39:06	8-12	2-3	0-0	1	10	11	4	2	18	5	5	0	0	-7																														
15	Lynn Kidd	C	18:24	2-5	0-0	3-5	2	6	8	2	4	7	0	0	0	0	1																														
3	Sean Pedulla	G	38:03	6-18	1-9	5-5	1	3	4	4	4	18	7	3	3	0	1																														
13	Darius Maddox	G	25:34	2-6	0-1	1-1	0	2	2	2	1	5	1	0	2	0	0																														
2	MJ Collins	G	27:38	1-4	1-2	0-0	0	3	3	4	0	3	1	1	0	0	0																														
34	Mylyjael Poteat	G	17:35	4-4	0-0	1-1	2	3	5	3	1	9	0	1	0	0	-9																														
11	John Camden	G	14:58	1-3	1-3	3-5	0	1	1	1	2	6	0	0	0	0	-8																														
Team						2			1			3			0																																
Totals			27:59			6:21			15:19			9			30			39			24			16			75			14			13			5			4			2			2		
													Technical Fouls: Pedulla 1st 4:26																																		
													Shooting By Period																																		
													1st FG% 12-30 40.0%																																		
													3PT% 4-13 30.8%																																		
													FT% 10-11 90.9%																																		
													2nd FG% 15-29 51.7%																																		
													3PT% 2-8 25.0%																																		
													FT% 5-8 62.5%																																		
													GM FG% 27-59 45.8%																																		
													3PT% 6-21 28.6%																																		
													FT% 15-19 78.9%																																		
													Dead Ball Rebounds: 3.0																																		

Wake Forest - 77													Record: 10-4 (2-1)																																		
NO.	Name	Min	FG	3P	FT	Rebounds	Fouls	TP	AS	TO	ST	Blocks	+/-	Shooting By Period																																	
11	Andrew Carr	F	27:49	5-16	2-5	2-2	5	2	7	2	2	14	1	1	1	1	-6																														
33	Matthew Marsh	C	31:10	3-3	0-0	2-5	3	4	7	2	3	8	0	0	0	0	8																														
1	Tyree Appleby	G	40:00	5-10	4-6	10-13	1	0	1	2	9	24	7	5	2	0	2																														
2	Cameron Haidreth	G	33:42	3-11	0-2	2-2	1	7	8	3	5	8	4	1	2	0	2																														
30	Damari Monsanto	G	18:01	2-7	1-5	4-4	0	3	3	3	2	9	0	0	0	0	-5																														
4	Davian Williamson	G	21:50	4-9	4-8	0-0	0	3	3	1	1	12	0	0	0	0	-4																														
20	Davon Bradford	G	08:23	0-0	0-0	0-0	1	0	1	0	0	0	0	0	0	0	-6																														
34	Bobbi Kintman	G	19:05	1-7	0-2	0-0	1	4	5	2	1	2	0	0	0	0	11																														
Team						2			1			3			0																																
Totals			23:63			11:28			20:26			14			24			38			16			23			77			12			7			5			2			4			2		
													Technical Fouls: Bench 1st 4:26																																		
													Shooting By Period																																		
													1st FG% 11-31 35.5%																																		
													3PT% 2-12 16.7%																																		
													FT% 1-1 100%																																		
													2nd FG% 15-33 45.5%																																		
													3PT% 0-6 0.0%																																		
													FT% 4-5 80%																																		
													OT FG% 3-8 37.5%																																		
													3PT% 1-1 100%																																		
													FT% 4-6 66.7%																																		
													GM FG% 29-72 40.3%																																		
													3PT% 3-19 15.8%																																		
													FT% 9-12 75.0%																																		
													Dead Ball Rebounds: 0.0																																		

VT		WAKE		Points from Turnovers		Period by Period Scoring		
1st	2nd	1st	2nd	1st	2nd	1st	2nd	
8 (1st 12:12)	11 (2nd 13:35)	6	15	VT	30	29	6	65
8 (1st 15:55)	10 (1st 7:59)	Paint	34	18				
10	10	Second Chance	15	20				
6	6	Fast Breaks	4	4				
12:22	23:11	Bench	18	14				

GAME 15: CLEMSON

Official Basketball Box Score - Final													Game Time: 9:10 PM				
Clemson at Virginia Tech													Game Duration: 2:06				
01/04/23 Cassell Coliseum, Blacksburg, Va.													Attendance: 7,539				
2022-23 Men's Basketball													Officials: Brian O'Connell, Tony Henderson, Tim Clougherty				
Clemson - 68													Record: 12-3 (4-0)				
NO.	Name	Min	FG	3P	FT	Rebounds	Fouls	TP	AS	TO	ST	Blocks	+/-	Shooting By Period			
4	Ian Schieffelin	F	16:17	1-4	0-1	0-1	1	3	4	2	3	2	0	0	0	0	2
5	Hunter Tyson	F	40:00	4-12	3-10	2-2	0	14	14	2	3	13	2	0	0	0	3
24	PJ Hall	F	24:46	4-8	2-3	3-4	0	3	3	4	4	13	0	2	1	0	1
1	Chase Hunter	G	23:24	3-8	0-2	6-6	0	2	2	2	4	12	4	2	0	0	10
11	Brevin Galloway	G	35:24	4-9	2-4	1-1	0	2	2	2	1	11	3	2	0	1	1
2	Dillon Hunter	G	05:18	0-2	0-0	0-0	1	1	1	0	0	0	0	1	0	0	-3
10	Ben Middlebrooks	G	16:25	1-3	0-0	2-2	2	2	2	2	1	4	0	0	2	0	1
0	Josh Beadle	C	20:01	1-1	0-0	1-2	2	2	2	1	3	1	2	0	0	0	-2
22	FJ Godfrey	F	16:23	4-5</													

BOX SCORES

GAME 17: SYRACUSE



Official Basketball Box Score - Final
Virginia Tech at Syracuse
 01/11/23 JMA Wireless Dome, Syracuse
 2022-23 Men's Basketball

Game Time: 7:00 PM
 Game Duration: 1:49
 Attendance: 16,158

Officials: Ted Valentine, Lee Cassel, AJ Desai

Virginia Tech - 72													Record: 11-6 (1-5)						
NO.	Name	Min	FG	3P	FT	Rebounds		Fouls	TP	AS	TO	ST	Blocks	+/-	Shooting By Period				
			M-A	M-A	M-A	OR	DR	TOT	PF	FD			BS	BA		1st	2nd	3rd	
21	Grant Basile	F 27:07	12-17	1-1	1-1	5	5	10	4	4	26	0	1	0	2	5	1st FG%	15-29	51.7%
25	Justyn Mutts	F 37:44	9-15	0-0	3-3	1	3	4	4	2	21	9	4	2	0	1	3PT%	2-9	22.2%
2	MJ Collins	G 20:21	0-3	0-1	0-0	1	1	2	1	0	0	0	0	0	0	1	FT%	5-8	62.5%
3	Sean Pedulla	G 40:00	3-15	2-11	2-2	0	6	6	3	5	10	7	2	2	0	0	2nd FG%	14-38	36.8%
13	Darius Maddox	G 29:56	0-3	0-1	3-4	1	0	1	1	2	3	2	0	1	2	2	3PT%	1-10	10.0%
11	Rodney Rice	29:43	1-8	0-5	0-0	1	3	4	3	1	2	1	2	3	0	0	FT%	6-6	100%
15	Lynn Kidd	12:54	4-5	0-0	2-4	0	6	6	1	2	10	0	1	0	1	0	GM FG%	29-67	43.3%
34	Myyijael Poteat	02:15	0-0	0-0	0-0	0	0	0	3	0	0	0	0	1	0	0	3PT%	3-19	15.8%
	Team					3	0	3			0						FT%	11-14	78.6%
	Totals	29:67	3-19	11-14	12	24	36	20	16	72	19	11	8	3	6	-10			Dead Ball Rebounds: 1, 0

Syracuse - 82													Record: 11-6 (4-2)						
NO.	Name	Min	FG	3P	FT	Rebounds		Fouls	TP	AS	TO	ST	Blocks	+/-	Shooting By Period				
			M-A	M-A	M-A	OR	DR	TOT	PF	FD			BS	BA		1st	2nd	3rd	
0	Chris Bell	F 09:17	2-4	2-3	0-0	0	2	2	2	0	6	0	2	0	0	0	1	1	1
13	Benny Williams	F 08:03	0-1	0-1	1-2	1	1	2	0	1	1	0	1	0	1	0	2	0	2
14	Jesse Edwards	C 34:57	4-10	0-0	5-7	1	8	9	4	7	13	6	3	1	2	1	8	0	8
3	Judah Mintz	G 34:33	4-9	0-1	4-6	0	2	2	1	5	12	3	2	1	0	2	7	0	7
11	Joseph Girard III	G 37:40	10-20	3-7	1-4	0	1	1	3	3	24	3	2	2	0	0	10	0	10
55	Mounir Hima	05:03	0-0	0-0	0-0	0	2	2	3	0	0	0	0	0	1	0	2	0	2
1	Maliq Brown	33:52	5-7	0-0	1-1	5	7	12	1	2	11	2	1	2	1	0	13	0	13
5	Justin Taylor	28:48	3-6	2-3	2-2	0	2	2	2	2	10	0	0	0	1	0	10	0	10
10	Symir Torrence	07:47	2-2	1-1	0-0	0	1	1	0	0	5	1	1	1	1	0	0	3	3
	Team					2	2	4			0								Dead Ball Rebounds: 4, 0
	Totals	30:59	8-16	14-22	9	28	37	16	20	82	15	12	7	6	3	10			Technical Fouls: NONE

		VT	SYR
Biggest lead	5 (1st 16:08)	22 (2nd 12:37)	
Best Scoring Run	10 (2nd 8:15)	8 (2nd 12:37)	
Lead Changes	5		
Times Tied	2		
Time with Lead	06:47	32:33	

		Points from			Turnovers			Period by Period Scoring		
		VT	SYR		VT	SYR	1st	2nd	TOT	
		46	36	15	9					
		8	13	37	35	72				
		12	11	43	39	82				
		12	26							

GAME 18: VIRGINIA

GAME 20: DUKE

GAME 19: CLEMSON



0 HUNTER CATTOOR

SR. • G • 6-3 • 200
ORLANDO, FLA.
BISHOP MOORE



1 RODNEY RICE

FR. • G • 6-4 • 195
CLINTON, MD.
DEMATHA CATHOLIC



2 MJ COLLINS

FR. • G • 6-4 • 190
CLOVER, S.C.
COMBINE ACADEMY



3 SEAN PEDULLA

SO. • G • 6-1 • 195
EDMOND, OKLA.
EDMOND MEMORIAL



4 DARREN BUCHANAN JR.

FR. • F • 6-7 • 235
WASHINGTON, D.C.
WOODROW WILSON



5 PATRICK WESSLER

FR. • C • 7-0 • 245
MATTHEWS, N.C.
COMBINE ACADEMY



10 CAMDEN JOHNSON

SO. • G • 6-1 • 185
WAXHAW, N.C.
METROLINA CHRISTIAN ACADEMY



11 JOHN CAMDEN

R-FR. • F • 6-8 • 215
DOWNINGTOWN, PA.
BREWSTER ACADEMY



13 DARIUS MADDOX

JR. • G • 6-5 • 180
BOWIE, MD.
OAK HILL ACADEMY



14 OWYN DAWYOT

FR. • G • 6-2 • 190
ROANOKE, VA.
CAVE SPRING



15 LYNN KIDD

JR. • C • 6-10 • 235
GAINESVILLE, FLA.
CLEMSON



21 GRANT BASILE

GR. • F • 6-9 • 235
PEWAUKEE, WIS.
WRIGHT STATE



25 JUSTYN MUTTS

SR. • F • 6-7 • 220
MILLVILLE, N.J.
DELAWARE



33 MICHAEL WARD

FR. • G • 6-2 • 175
BETHESDA, MD.
WALT WHITMAN



34 MYLYJAEEL POTEAT

JR. • F • 6-9 • 265
REIDSVILLE, N.C.
RICE



MIKE YOUNG
HEAD COACH
4TH SEASON



MIKE JONES
ASSOCIATE HEAD COACH
2ND SEASON



CHRISTIAN WEBSTER
ASSISTANT COACH
7TH SEASON



KEVIN GILTNER
ASSISTANT COACH
4TH SEASON