



HOKIES

2022 Virginia Tech Softball Game Notes

Game Info

March 25-27
at Pitt
Pittsburgh, Pa.

Where to Watch



Schedule

FEBRUARY

11	vs. Wisconsin#	Leesburg, Fla.	W, 5-4
11	vs. No. RV/24 Northwestern#	Leesburg, Fla.	W, 3-2
12	vs. Michigan State#	Leesburg, Fla.	W, 5-1
12	vs. No. 11/12 Missouri#	Leesburg, Fla.	W, 4-3
13	vs. No. 19/20 Kentucky#	Leesburg, Fla.	W, 6-1 (6)
18	at No. 2/2 Alabama\$	Tuscaloosa, Ala.	L, 1-0
18	vs. Middle Tennessee\$	Tuscaloosa, Ala.	W, 3-2
19	vs. Evansville\$	Tuscaloosa, Ala.	W, 5-1
19	at No. 2/2 Alabama\$	Tuscaloosa, Ala.	L, 2-0
20	vs. Evansville\$	Tuscaloosa, Ala.	W, 5-0
23	at Radford	Radford, Va.	Postponed.
25	vs. Ohio State%	Columbia, S.C.	W, 1-0 (9)
26	vs. Miami (OH)%	Columbia, S.C.	W, 8-0 (5)
26	at South Carolina%	Columbia, S.C.	W, 5-3
27	vs. Troy%	Columbia, S.C.	No contest.

MARCH

2	at Charlotte	Charlotte, N.C.	L, 5-2
4	at No. 14/9 Clemson*	Clemson, S.C.	W, 6-1
5	at No. 14/9 Clemson*	Clemson, S.C.	W, 4-0
6	at No. 14/9 Clemson*	Clemson, S.C.	12 PM
8	at Presbyterian	Clinton, S.C.	Canceled.
9	EAST TENNESSEE STATE	Blacksburg, Va.	W, 18-2 (5)
11	SYRACUSE*	Blacksburg, Va.	W, 13-1
12	SYRACUSE*	Blacksburg, Va.	W, 8-1
13	SYRACUSE*	Blacksburg, Va.	W, 6-1
15	at Gardner-Webb (DH)	Boiling Springs, S.C.	Canceled
18	NORTH CAROLINA*	Blacksburg, Va.	W, 10-0 (5)
19	NORTH CAROLINA*	Blacksburg, Va.	W, 8-5
20	NORTH CAROLINA	Blacksburg, Va.	W, 9-1 (5)
22	at Longwood (DH)	Farmville, Va.	W, 5-0, 13-0 (5)
25	at Pittsburgh*	Pittsburgh, Pa.	6 PM
26	at Pittsburgh*	Pittsburgh, Pa.	1 PM
27	at Pittsburgh*	Pittsburgh, Pa.	12 PM

APRIL

3	at UCF (DH)	Orlando, Fla.	2 & 4 PM
4	at UCF	Orlando, Fla.	6 PM
8	at Florida State*	Tallahassee, Fla.	6 PM
9	at Florida State*	Tallahassee, Fla.	1 PM
10	at Florida State*	Tallahassee, Fla.	12 PM
12	at Liberty	Lynchburg, Va.	4 PM
14	VIRGINIA*	Blacksburg, Va.	6 PM
15	VIRGINIA*	Blacksburg, Va.	6 PM
16	VIRGINIA*	Blacksburg, Va.	2 PM
20	at Tennessee	Knoxville, Tenn.	6 PM
22	LOUISVILLE*	Blacksburg, Va.	6 PM
23	LOUISVILLE*	Blacksburg, Va.	2 PM
24	LOUISVILLE*	Blacksburg, Va.	12 PM
29	at Boston College*	Chestnut Hill, Mass.	4 PM
30	at Boston College*	Chestnut Hill, Mass.	1 PM

MAY

1	at Boston College*	Chestnut Hill, Mass.	12 PM
3	LIBERTY	Blacksburg, Va.	5 PM
4	RADFORD	Blacksburg, Va.	6 PM
11-14	ACC Championship	Pittsburgh, Pa.	

CAPS = HOME | AT = ROAD | VS. = NEUTRAL SITE | * = ACC CONFERENCE GAME | DH = DOUBLEHEADER

NORTHERN LIGHTS/SOUTHERN NIGHTS TOURNAMENT | \$ EASTON BAMA BASH | % SOUTH CAROLINA TOURNAMENT

RANKINGS = USA TODAY/NFCA COACHES' POLL / ESPN.COM/USA SOFTBALL POLL

VIRGINIA TECH CONTACT

Bree Williams
Assistant Director, Strategic Communications
Phone: (513) 594-2278
Email: bwilliams17@vt.edu



@HokiesSoftball



@HokiesSoftball

INFORMATION

No. 5/5 Virginia Tech



Hokies

Record.....23-3
Streak.....W12
Head Coach.....Pete D'Amour
Record at Tech (Years).....128-33 (4th)

Pitt



Panthers

Record.....11-12
Streak.....L5
Head Coach.....Jodi Hermanek
Record at Pitt (Years).....49-94 (4th)

NUMBER TO KNOW

2

The Hokies pitching staff had its first two no-hitters of the season on Tuesday, throwing back-to-back no-nos in the 5-0 and 13-0 wins over Longwood. These are the first no-hitters of Emma Lemley and Ivy Rosenberry's career.

24

The Hokies put up 24 RBI against the Tar Heels this past weekend, outscoring UNC 27-6. Tech's batting average on the weekend was a .408 with nine extra base hits, compared to a .172 put up by the Tar Heels. Hokies are now hitting .321 as a team.

PITT SERIES HISTORY

Pitt Series.....Tech leads 23-11
Last Five.....Tech leads 4-1
In Pittsburgh.....Tech leads 7-6
First Meeting.....Tech W, 3-0, 1999 (Atlanta)
Last Meeting.....Tech W, 2-0, 2021 (Blacksburg)
Tech Ranked.....Pitt leads 1-0

PLAYERS TO WATCH



Cameron Fagan had a great weekend at the plate for the Hokies against the Tar Heels, hitting .556 on the weekend with five hits, including two doubles and a home run. She also tallied four RBI with a 1.111 slugging percentage.

Mackenzie Lawter has been as steady as they come behind the plate, catching almost every inning for the Hokies. She is one of only a few catchers who calls pitches, working closely with the Tech pitching staff.



PROBABLE LINEUP

#	Name	BA	H	R	RBI	HR
21	Kelsey Brown (LF)	.328	22	13	10	1
97	Cameron Fagan (2B)	.383	31	19	9	1
6	Addy Greene (DP)	.382	13	12	5	0
90	Emma Ritter (RF)	.449	31	22	22	3
8	Kelsey Bennett (SS)	.342	27	5	12	1
88	Bre Peck (3B)	.333	21	18	17	5
2	Jayne Bailey (1B)	.239	17	10	12	2
18	Mackenzie Lawter (C)	.268	15	8	13	4
4	Darby Trull (CF)	.270	10	8	6	1
		ERA	IP	K	BB	W-L
3	Keely Rochard (P)	1.17	89.2	159	23	12-2

LAST TIME OUT

The Hokies swept Longwood in a midweek doubleheader in Farmville on Tuesday, defeating the Lancers 5-0 in game one and 13-0 (5 inn.) in game two
• Emma Lemley and Ivy Rosenberry threw back-to-back no-hitters in the sweep, striking out 17 batters between the two games
• The Virginia Tech offense was also strong against the Lancers, scoring 18 runs between the two games on 22 hits, including two home runs, two triples and six doubles
• Freshman Rachel Castine hit her first career home run in game two, coming in to play shortstop in the fourth inning



NFCA Week 6 Top 25 Poll

March 22 | *Opponents in italics*

Team (1st place votes)	Record	Points	Last
1 Oklahoma (32)	25-0	800	1
2 <i>Florida State</i>	27-2	753	2
3 UCLA	24-3	742	4
4 <i>Alabama</i>	24-4	689	3
5 Virginia Tech	21-3	677	6
6 Florida	25-3	660	5
7 Oklahoma State	21-6	525	10
8 <i>Kentucky</i>	20-5	522	8
9 Washington	20-7	504	7
10 Arkansas	19-5	486	12
11 <i>Northwestern</i>	19-4	477	14
12 Oregon	21-4	462	11
13 Duke	23-4	459	13
14 Arizona	19-6	443	9
15 <i>Tennessee</i>	20-8	340	15
16 <i>Clemson</i>	19-8	304	17
17 Georgia	26-4	288	16
18 Auburn	25-2	255	19
19 Michigan	17-6	221	21
20 Arizona State	22-5	202	22
21 <i>Missouri</i>	19-8	166	18
22 LSU	20-10	104	20
23 <i>UCF</i>	26-7	93	24
24 Texas	21-9-1	88	RV
25 Stanford	20-6	50	RV

Receiving Votes: Louisiana (37), Notre Dame (31), USF (9), *Ohio State (4)*, Boise State (3), Western Kentucky (3), Georgia Tech (2), Oregon State (2), USC Upstate (2), California (1)

USA Softball Week 6 Top 25 Poll

March 22 | *Opponents in italics*

Team (1st place votes)	Record	Points	Last
1 Oklahoma (24)	25-0	624	1
2 UCLA (1)	24-3	578	3
3 <i>Florida State</i>	27-2	578	2
4 <i>Alabama</i>	24-4	537	4
5 Virginia Tech	23-3	535	5
6 Florida	25-3	500	6
7 Duke	23-4	446	8
8 Arkansas	19-5	413	10
9 <i>Northwestern</i>	19-4	411	12
10 Oklahoma State	21-6	393	9
11 Washington	20-7	371	7
12 Oregon	21-4	337	13
13 <i>Kentucky</i>	20-5	335	11
14 <i>Tennessee</i>	20-8	293	14
15 <i>Clemson</i>	19-8	264	15
16 Michigan	17-6	240	19
17 Arizona	19-6	207	16
18 Auburn	25-2	184	17
19 <i>Missouri</i>	19-9	184	17
20 Arizona State	22-5	171	22
21 Georgia	26-4	128	21
22 LSU	20-10	108	18
23 Texas	21-9-1	97	RV
24 <i>UCF</i>	26-7	59	25
25 Stanford	20-6	34	RV

Receiving Votes: South Florida (32), Oregon State (16), Mississippi State (13), California (4), Georgia Tech (4), *Ohio State (3)*, Boise State (1), Notre Dame (1), Texas A&M (1), Western Kentucky (1)

GENERAL INFORMATION

University Name	Virginia Tech
Location	Blacksburg, Va.
Founded	1872
Enrollment	36,000
President.....	Dr. Timothy Sands
Director of Athletics.....	Whit Babcock
Nickname	Hokies
Mascot	Hokie Bird
Colors.....	Chicago Maroon and Burnt Orange
Affiliation.....	NCAA Division I
Conference.....	Atlantic Coast
Home Field.....	Tech Softball Park (TSP)
Capacity	1,024

INFORMATION

2021 Record.....	37-15
2021 Conference Record / Finish.....	23-11 / 4th in ACC
Starters Returning / Lost.....	9 / 0
Newcomers.....	8

STAFF

Head Coach (Alma Mater)	Pete D'Amour (Missouri)
Virginia Tech Record / Years.....	142-43 / Fourth season
Overall Record / Years	221-80 / Five years
Assistant Coach.....	Doug Gillis (Northwood)
Assistant Coach.....	Mike Lewis (Missouri-Kansas City)
Volunteer Assistant Coach	Easton Herring (Newman, Wichita State)
Director of Operations.....	Bill Old (Randolph-Macon)
Athletic Trainer	Kristen Matthis (Pitt, UCF)
Strength & Conditioning	Kelly Murphy (Cornell, Columbia)

ROSTER

No.	Name	Yr.	B/T	Pos.	Ht.	Hometown	High School / Previous School
2	Jayme Bailey	Jr.	R/R	U	5-5	Scott Depot, W.Va.	Hurricane
3	Keely Rochard	Sr.	R/R	P	5-8	Williamsburg, Va.	Warhill
4	Darby Trull	Gr.	L/L	OF	5-3	Fort Mill, S.C.	Nation Ford
5	Jenna Pearson	R-Fr.	R/R	U	5-8	North Stafford, Va.	North Stafford
6	Addy Greene	So.	L/R	IF	5-9	Suffolk, Va.	Nansemond-Suffolk Academy
8	Kelsey Bennett	Jr.	R/R	IF	5-5	Buford, Ga.	Buford
9	Catie Hopkins	Fr.	R/R	IF	5-11	Woodbridge, Va.	Charles J. Colgan
10	Mackenzie Osborne	So.	R/R	P	5-9	Richlands, Va.	Richlands
12	Alexa Milius	Jr.	R/R	U	5-2	Thomaston, Conn.	Thomaston / Central Connecticut St.
15	Emma Yates	So.	R/R	C	5-6	Fairfax Station, Va.	South County
16	Meredith Slaw	Jr.	L/R	IF	5-11	Warsaw, Va.	Rappahannock
17	Molly Jacobson	So.	R/R	P	6-0	Waukee, Iowa	Waukee
18	Mackenzie Lawter	Sr.	R/R	C	5-5	South Boston, Va.	Halifax County
19	Maddie Rountree	So.	R/R	IF	5-11	Smithfield, Va.	Isle of Wight Academy
20	Maddy Federico	So.	R/R	OF	5-6	Midlothian, Va.	Manchester
21	Kelsey Brown	Jr.	L/R	OF	5-6	Haymarket, Va.	Battlefield / JMU
22	Maija Louko	So.	R/R	IF	5-7	Reston, Va.	South Lakes
23	Ari Wright	Fr.	R/R	U	5-3	Canton, Ga.	Creekview
24	Morgan Overaitis	Jr.	L/R	IF	5-4	Canton, Mich.	Salem / Michigan
25	Ally Repko	Gr.	L/R	IF	5-6	Broadway, Va.	Broadway / Elon
27	Emma Lemley	Fr.	R/R	P	5-6	Forest, Va.	Jefferson Forest
28	Grace Chavez	Jr.	R/R	C	5-9	Las Vegas, Nev.	West Career & Technical Academy
31	Kayleigh Addington	Sr.	R/R	C	5-7	Lexington, Va.	Rockbridge
34	Ivy Rosenberry	So.	R/R	P	5-8	Winchester, Va.	James Wood
44	Rachel Castine	Fr.	R/R	U	5-9	Chesapeake, Va.	Greenbrier Christian Academy
72	Alison Carter	Fr.	L/L	U	5-8	Stafford, Va.	North Stafford
88	Bre Peck	Fr.	R/R	U	5-10	Royersford, Pa.	Spring-Ford
90	Emma Ritter	So.	R/R	OF	5-9	Perryville, Md.	John Carroll
97	Cameron Fagan	So.	L/R	IF	5-8	Dunnellon, Fla.	Dunnellon





2021 ACC Standings

Team	Overall	ACC	Pct.
Clemson	44-8	29-5	.846
Florida State	49-13-126-5-1		.786
Duke	44-12	26-10	.786
Virginia Tech	37-15	23-11	.712
Notre Dame	33-15	20-10	.688
Louisville	21-28-115-21-1		.430
NC State	26-25	15-22	.510
Syracuse	20-24	12-20	.455
Georgia Tech	20-26	11-19	.435
North Carolina	14-26	10-19	.350
Pitt	17-29	12-24	.370
Virginia	15-33	10-27	.313
Boston College	13-32	8-24	.289

2022 ACC Softball Preseason Coaches Poll

Florida State - 137 (8 First-Place Votes)

Clemson - 128 (2 First-Place Votes)

Virginia Tech - 126 (2 First-Place Votes)

Duke - 119 (1 First-Place Vote)

Notre Dame - 99

Louisville - 86

Georgia Tech - 72

North Carolina - 63

NC State - 57

Virginia - 36

Pitt - 35

Syracuse - 29

Boston College - 27

2021 Preseason All-ACC Softball Team

Valerie Cagle, Clemson, R-So., P

McKenzie Clark, Clemson, So., OF

Deja Davis, Duke, Sr., UTL

Jameson Kavel, Duke, Gr., INF

Kathryn Sandercock, Florida State, Sr., P

Sydney Sherrill, Florida State, Gr., INF

Tricia Awald, Georgia Tech, Gr., INF

Emma Kauf, Georgia Tech, Jr., C

Carmyn Greenwood, Louisville, Gr., OF

Abby Sweet, Notre Dame, Gr., OF

Kelsey Bennett, Virginia Tech, Jr., INF

Kelsey Brown, Virginia Tech, Jr., OF

Cameron Fagan, Virginia Tech, So., INF

Keely Rochard, Virginia Tech, Sr., P

GREENSBORO, N.C. – Florida State has been voted the preseason favorite to win the 2022 ACC softball title by the league's 13 head coaches.

The Seminoles, who advanced to their 11th NCAA Women's College World Series last season and played for the national championship, received eight first-place votes and tallied 137 points.

Clemson collected two first-place votes and 128 points to finish second in the voting, while Virginia Tech earned 126 points with two first-place votes to occupy third. Duke was fourth with 119 points and the remaining first-place vote, while Notre Dame rounded out the top five with 99 points.

Virginia Tech leads the league with four representatives on the Preseason All-ACC team, while Clemson, Duke, Florida State and Georgia Tech each have two selections.

HISTORIC NO-NOS

- The back-to-back no-hitters against Longwood were the first ever time the Hokies' no-hit both games of a doubleheader since the program's inception in 1995.
- Tech pitchers had not tossed no-hitters in consecutive games in over 20 years, dating all the way back to May 7 and May 11, 2000 in shutouts vs. St. Bonaventure and Dayton.
- Rosenberry and Lemley, who both threw their first career no-hitters, now join a group of 11 other pitchers in Hokies history that have thrown no-hitters, including teammate Keely Rochard.

HOT BATS

- Over the last five games, the Hokies have been hitting .393 as a team, compared to .105 from opponents.
- During the 5-0 stretch, Tech has six home runs, three triples and 10 doubles, posting 41 RBI.
- Emma Ritter and Cameron Fagan have been solid at the plate, both hitting .500 over the North Carolina and Longwood series.
- Ritter put up five RBI in 15 at bats, hitting three doubles.
- Fagan posted a home run, triple and two doubles over 12 at bats, chipping in four RBI.

OFFENSE ROLLING

- Virginia Tech has racked up 68 runs on 90 hits in its first three ACC series. Of those 90 hits, 26 have been multi-base hits, including 12 home runs.
- Jayme Bailey, Kelsey Brown and Emma Ritter have all connected on grand slams while Bre Peck recorded a multi-home run game in the Hokies' 6-1 win over Syracuse on March 13.
- Tech has seen 13 different players record at least one hit in the team's three conference series. Peck leads the team with five multi-hit performances so far in ACC play,

STINGY PITCHING

- The Hokies' pitchers have only given up 11 earned runs over the team's first three ACC series, including two shutouts.
- Outside of allowing five runs in the second game of its series against North Carolina, Tech has allowed no more than one earned run in its other eight league games.
- Rochard, Lemley and Rosenberry have also combined for 25 1-2-3 innings in that span.

BEST ACC START

- Tech's 9-0 start in conference games is the league's best start since Florida State began league play 10-0 back in 2018.
- The Hokies' nine straight ACC wins are tied for the program's second-longest winning streak in conference games and is only four shy of the 13 consecutive league contests the team won during a stretch of the 2014 season.
- Tech hasn't started undefeated through nine games in conference play since joining the ACC

- The Hokies started 5-1 in 2019 and 2016

DEBUT IN BLACKSBURG

- The Hokies hit .448 over four games to open the home slate in Blacksburg, including 12 home runs over the four wins
- Tech put up a .905 slugging percentage with nine extra base hits plus the 12 home runs
- Opponents only hit .145 against Hokie pitchers with five extra base hits
- Bre Peck led the team with a .636 batting average with two home runs, two doubles and a 1.364 slugging percentage
- Mackenzie Lawter also hit two home runs over the week, now tied for the team-lead with Bre Peck, with four total

CLOSING IN ON 1,000

- Keely Rochard is currently at 951 career strikeouts, closing in on 1,000 in her great Hokie career
- With her 17-strikeout game against the Orange, she also moved to the second spot in school history in total strikeouts
- She is currently averaging 12.4 strikeouts per seven innings, which ranks second in the conference (behind teammate Emma Lemley) and sixth in the nation
- Her 159 strikeouts so far this season rank first in the ACC and second nationally

D'AMOUR GETS 200

- Head coach Pete D'Amour reached career-win 200 Friday afternoon as the No. 6 Hokies run-ruled Syracuse 13-1.
- D'Amour became the fastest coach in school history to reach 100 wins at Virginia Tech a season ago, also in a win over Syracuse.

PITCHER OF THE WEEK (3/9)

- For the first time in her career, Emma Lemley was named the ACC Pitcher of the Week on March 9
- The right-hander went 1-0, shutting out then-No. 14/9 Clemson, while also earning a save in the 4-2 win over the Tigers.
- She gave up just three hits in her 7.0 innings pitched, striking out 10 Clemson batters with no walks.
- In the game three win, Lemley came on in the seventh, striking out two, giving up one run to earn the save.
- She ended her time at Clemson with a 0.88 ERA and a .138 batting average against, facing the Tigers for 8.0 innings, with 12 strikeouts and one earned run.

LEMLEY SHUTOUT

- The 4-0 shutout against then-No. 14/9 Clemson was Tech's first shutout over a top-10 ranked team since 2008
- The last time was against No. 6 Michigan in the Super Regionals on May 25. The Hokies beat the Wolverines 1-0 to force an elimination game
- Freshman Emma Lemley threw the complete game shutout against Clemson, going the distance and



HOKIES IN THE POLLS

	NFCA	USA Softball	Softball America	DI Softball
P 13	10	12	11	
W1 8	8	8	8	
W2 7	7	7	7	
W3 6	6	6	6	
W4 6	5	6	6	
W5 5	5	5	5	
W6				
W7				
W8				
W9				
W10				
W11				
W12				
W13				
W14				
W15				

Multiple Hit Games	2	3	4	5+	Total
90 Emma Ritter	10	2	-	-	12
97 Cameron Fagan	8	1	1	-	10
8 Kelsey Bennett	5	2	-	-	7
88 Bre Peck	5	1	-	-	6
21 Kelsey Brown	3	2	-	-	5
6 Addy Greene	2	1	-	-	3
24 Morgan Overaitis	1	1	-	-	2
4 Darby Trull	2	-	-	-	2
12 Alexa Milius	1	1	-	-	2
18 Mackenzie Lawter	2	-	-	-	2
16 Meredith Slaw	2	-	-	-	2
2 Jayme Bailey	1	-	-	-	1
25 Ally Repko	1	-	-	-	1
TEAM	43	11	1	0	55

Hitting Streaks	Longest	Current
2 Jayme Bailey	7	-
8 Kelsey Bennett	6	6
6 Addy Greene	6	1
97 Cameron Fagan	6	3
90 Emma Ritter	5	2
21 Kelsey Brown	5	-
88 Bre Peck	5	1
24 Morgan Overaitis	4	1
4 Darby Trull	3	2
18 Mackenzie Lawter	3	-
16 Meredith Slaw	3	1
44 Rachel Castine	2	2
12 Alexa Milius	2	-
31 Kayleigh Addington	1	1
19 Maddie Rountree	1	1
28 Grace Chavez	1	-
25 Ally Repko	1	-
15 Emma Yates	1	-

Multiple RBI Games	2	3	4	5+	Total
90 Emma Ritter	3	1	2	-	6
18 Mackenzie Lawter	4	1	-	-	5
24 Morgan Overaitis	3	1	-	-	4
16 Meredith Slaw	2	1	1	-	4
12 Alexa Milius	1	1	1	-	3
88 Bre Peck	2	-	1	-	3
2 Jayme Bailey	1	1	1	-	3
21 Kelsey Brown	1	-	1	-	2
97 Cameron Fagan	1	1	-	-	2
4 Darby Trull	2	-	-	-	2
44 Rachel Castine	-	1	-	-	1
6 Addy Greene	1	-	-	-	1
8 Kelsey Bennett	-	1	-	-	1
TEAM	21	9	7	0	37

Reached Base Streaks	Longest	Current
90 Emma Ritter	9	9
88 Bre Peck	8	8
8 Kelsey Bennett	8	6
4 Darby Trull	7	2
18 Mackenzie Lawter	7	7
2 Jayme Bailey	7	-
24 Morgan Overaitis	6	1
6 Addy Greene	6	1
97 Cameron Fagan	6	4
21 Kelsey Brown	5	-
12 Alexa Milius	4	4
16 Meredith Slaw	3	1
44 Rachel Castine	3	3
19 Maddie Rountree	2	2
20 Maddy Federico	2	2
31 Kayleigh Addington	1	1
28 Grace Chavez	1	-
15 Emma Yates	1	-
25 Ally Repko	1	-

giving up just three hits and zero walks, striking out 10

CLUTCH LONG BALL

- The Hokies home run ball was clutch during the Clemson series, with game one and three being decided by one swing of the bat
- In game one, the game was scoreless heading into the fourth inning. The Hokies loaded the bases with freshman Bre Peck drawing the walk to put Tech up 1-0. From there, Jayme Bailey took the first pitch to dead centerfield to give Tech the 5-0 advantage
- Game three was also scoreless heading into the sixth inning when Morgan Overaitis took an 0-2 count to center field for a three-run advantage

SERIES SWEEP

- The Hokies picked up where they left off in ACC play during the 2021 season, with the last ACC series being a series sweep against Syracuse April 30 – May 2
- Tech swept Clemson for the first time in school history by outscoring the Tigers 14-3 over the three games played
- To put that in perspective, Clemson was not swept at all last season in ACC play, posting a 29-5 record with six sweeps

ITTER RAKES

- Emma Ritter continued to impress at the plate for the Hokies at the Carolina Classic, playing in all three complete games and posting a .400 batting average.
- In 10 at bats, she had four hits, including her first home run of the season, with 5 RBI. Her .700 slugging percentage led the Hokie starters, as well as her two stolen bases.
- Her two-run home run against South Carolina proved to be the difference in the Hokies 5-3 win over South Carolina, as she also added an RBI in the seventh to clinch the win.

DUAL THREAT

- Senior Keely Rochard and freshman Emma Lemley have been lethal in the circle for the Hokies, putting up impressive numbers at the Easton Bama Bash.
- Rochard ended her weekend with a 0.50 ERA and 27 strikeouts, including striking out 11 Alabama batters. She gave up only one earned run on four hits.
- Lemley has been equally as impressive, going 2-1 on the weekend with a 1.20 ERA. She threw 11.2 innings, racking up 21 strikeouts and giving up only two earned runs in her three appearances.
- She currently leads the ACC in strikeouts per seven innings with 12.8.

TOP TEN HOKIES

- Virginia Tech was ranked No. 5 by USA Today/NFCA and ESPN.com/USA Softball Tuesday afternoon, its highest ranking in school history.
- The Hokies were previously ranked 6th in Weeks 3-4, topping the 2008 team whose highest ranking was No. 8
- Tech also received its highest preseason ranking in school history, entering the 2022 season as the No. 10 team by ESPN.com/USA Softball.

ACC PITCHER OF THE WEEK (2/14)

- For the ninth time in her career, Keely Rochard was named the ACC Pitcher of the Week on 2/14
- The senior ace went 3-0 in her weekend debut with wins over RV Northwestern, then-No. 11 Mizzou and then-No. 19 Kentucky. She also received the save in the Hokies 5-4 win over Wisconsin
- Racking up 34 strikeouts on the weekend, Rochard finished with a 1.38 ERA, giving up only four walks in 20.1 innings pitched. In four appearances, the right-hander posted a .181 batting average against
- In the 3-2 win over Northwestern, Rochard went the distance, giving up only one earned run on three hits, striking out 15.
- She followed that up with another double-digit strikeout performance against Mizzou, tallying 11 with only two earned runs. Against Kentucky, Rochard threw five innings of scoreless softball, giving up only one run in the sixth off four hits, striking out eight

BENNETT DOING BENNETT THINGS

- Kelsey Bennett picked up where she left off in 2021, hitting .615 in her opening weekend in 13 at bats
- The junior posted eight hits, including two doubles, with two RBI and two runs scored
- She finished her weekend with a .769 slugging percentage as well as a .688 on base percentage

LEMLEY DEBUT

- Freshman Emma Lemley impressed in her freshman debut, getting the 5-4 win over Wisconsin in the season opener
- Against the Badgers, the right-hander threw 6.2 innings, striking out 16 and giving up only one earned one run on one hit
- She also received the win in the 5-1 victory over Michigan State, throwing four scoreless innings, giving up two hits and striking out seven
- Lemley finished her weekend debut with a 0.66 ERA with a 0.79 batting average against. She gave up three hits and four runs over her 10.2 innings pitched

CONSISTENT CAM

- Cameron Fagan recorded at least one hit in every game at the Northern Lights/Southern Nights Tournament last weekend
- Against Michigan State, the sophomore went 4-for-4 with an RBI
- She also had a multi-hit game against Mizzou with two and scored a crucial run in the Hokies 4-3 victory
- Fagan ended her weekend with a .474 batting average, good for second on the team, as well as a .474 on base percentage

RACKING UP THE Ks

- The Virginia Tech pitchers combined for 62 total strikeouts opening weekend, compared to only 17 by opponents
- Rochard led the way with 34 total over 20.1 innings. Lemley also added 23 in 10.2 innings.
- Mackenzie Osborne came on in relief against Michi-



2022 HONORS & AWARDS**Inseason**

Keely Rochard, ACC Pitcher of the Week (2/14)
Emma Lemley, ACC Pitcher of the Week (3/9)

Preseason

Kelsey Bennett, Preseason All-ACC Team
Kelsey Brown, Preseason All-ACC Team
Cameron Fagan, Preseason All-ACC Team
Keely Rochard, Preseason All-ACC Team
Keely Rochard, USA Softball Collegiate Player of the Year Watch List
Keely Rochard, D1 Softball ACC Preseason Pitcher of the Year
Keely Rochard, D1 Softball Preseason All-American
Emma Lemley, D1 Softball ACC Preseason Freshman of the Year
Emma Lemley, D1 Softball Top 75 Impact Freshmen
Keely Rochard, Softball America Preseason Top 100 players
Keely Rochard, Softball America Preseason First Team All-American
Kelsey Bennett, Softball America Preseason Top 100 players
Keely Rochard, Extra Inning Softball Extra Elite 100
Kelsey Bennett, Extra Inning Softball Extra Elite 100
Kelsey Brown, Extra Inning Softball Extra Elite 100

2021 HONORS & AWARDS**Postseason**

Coaching Staff, NFCA Mid-Atlantic Staff of the Year
Keely Rochard, NFCA First Team All-American
Keely Rochard, ACC All-Tournament Team
Keely Rochard, ACC Pitcher of the Year
Keely Rochard, First Team All-ACC
Jayme Bailey, Second Team All-ACC
Kelsey Bennett, Second Team All-ACC
Kelsey Brown, Second Team All-ACC
Cameron Fagan, Second Team All-ACC
Cameron Fagan, ACC All-Freshman Team
Keely Rochard, NFCA First Team All-Mid-Atlantic
Jayme Bailey, NFCA First Team All-Mid-Atlantic
Kelsey Brown, NFCA First Team All-Mid-Atlantic
Cameron Fagan, NFCA First Team All-Mid-Atlantic
Kelsey Bennett, NFCA Second Team All-Mid-Atlantic

Inseason

Cameron Fagan, Schutt Sports/NFCA Division I Freshman of the Year Top 30
Keely Rochard, USA Softball Collegiate Player of the Year Top 25 Finalist
Keely Rochard, ACC Pitcher of the Week (March 30)
Keely Rochard, ACC Pitcher of the Week (March 24)
Keely Rochard, NFCA Pitcher of the Week (March 23)
Keely Rochard, NFCA Pitcher of the Week (Feb. 23)

Preseason

Jayme Bailey, Preseason All-ACC Team
Kelsey Bennett, Preseason All-ACC Team
Keely Rochard, Preseason All-ACC Team
Keely Rochard, JWOS Preseason First Team All-American
Keely Rochard, USA Softball Collegiate Player of the Year Watchlist
Keely Rochard, D1 Softball Preseason Second Team All-American
Kelsey Bennett, Softball America Top-25 Sophomores
Keely Rochard, Softball America Top-25 Juniors
Keely Rochard, D1 Softball Preseason ACC Pitcher of the Year
Kelsey Bennett, Softball America Top 100 Players
Keely Rochard, Softball America Top 100 Players

gan State and had five strikeouts over three innings
• As a whole, the Hokie pitching staff had a 1.24 ERA and a .149 batting average against after opening weekend

RETURNING THE CORE

• All of the Hokies Super Regional lineup returns for the 2022 season including All-American Keely Rochard, as well as All-ACC members Jayme Bailey, Kelsey Bennett, Kelsey Brown and Cameron Fagan
• Seniors Mackenzie Lawter and Darby Trull, as well as junior Meredith Slaw and sophomores Addy Greene and Emma Ritter had solid falls for the Hokies and will see time in the starting lineup
• The Hokie freshmen class will also see playing time this year as pitcher Emma Lemley will look to provide Rochard relief in the circle. Bre Peck, Ariana Wright and Rachel Castine will also see time in the lineup for the Hokies
• Sophomores Mackenzie Osborne and Ivy Rosenberry also return in the circle for Virginia Tech and will see time on the rubber

IMPACT FRESHMAN

• Emma Lemley was named a Top 75 Impact Freshman by D1 Softball heading into the 2022 season
• The pitcher was also named the preseason ACC Pitcher of the Year by D1 Softball
• The Forest, Va. native was a USSSA All-American, three-time USA Softball State Champion and a two-time member of the All-Seminole District Team.
• She has a 20-strikeout game and a perfect game on her resume, as well as a 0.80 ERA in high school, averaging two strikeouts per inning. The freshman held a 0.90 in travel ball, playing for Starz Gold.
• Lemley was ranked the No. 30 overall recruit in the class of 2021 by Extra Inning Softball

NEWCOMERS

• Along with Lemley, the Hokies welcome eight newcomers to the roster, including six freshman and a transfer
• Ally Repko, a graduate transfer from Elon, was a four-year starter for the Phoenix, earning First Team All-CAA honors as a senior. She batted .340 in her final season and led the team in home runs with nine and RBIs with 34
• Ariana Wright is a freshman utility player out of Georgia and was a three-time First Team All-State member as well as a three-time First Team All-Region honoree. During the 2020 fall season, Wright hit .519 with 15 home runs and 11 doubles
• The No. 22 overall recruit in the class of 2021 also has a spot on the Hokie roster in Bre Peck. The Pennsylvania native was a two-time 6A First Team All-State member as well as the Gatorade Pennsylvania Softball Player of the Year
• Rachel Castine had a solid fall for the Hokies to open her rookie season. She was a four-year letterwinner at Greenbrier Christian Academy in Chesapeake, Va., hitting .500 during the fall of 2019 with 11 RBIs. During the summer of 2020, Castine tallied seven home runs, with seven doubles and 26 RBIs in 25 games played

ROCHARD RETURNS

• First Team All-American Keely Rochard returns for her final season in 2022, coming off a 2021 campaign in which she was named ACC Pitcher of the Year and became just the third All-American in school history
• She finished the season in the top three of NCAA Division I in strikeouts (348), shutouts (13) and wins (29) for the second straight season
• During the NCAA Tournament, Rochard went 4-2 in her six starts, holding opponents to a .196 batting average in 37.0 innings. She posted 49 strikeouts and became the first pitcher in Hokies history to go undefeated (3-0) at the NCAA Regionals

BATTLE TESTED

• The 2022 schedule features 10 NCAA Tournament teams from a season ago, including five of the 16 national seeds and National Championship Runner-Up Florida State
• "The 2022 schedule is as ambitious of a schedule as we've ever had. We'll be testing ourselves from the jump so hopefully we're in a good position to be prepared at the end of the season. Our players are working hard, we'll be ready to go in February," – Head coach Pete D'Amour

PLAYER OF THE YEAR WATCH LIST

• Keely Rochard was named to the 2022 USA Softball Collegiate Player of the Year Watch List on Jan. 26
• The senior is among 50 student-athletes on the preseason watch list, making an appearance for the second straight season
• The watch list is highlighted by 21 pitchers and 29 position players with athletes representing 27 different universities from across the country
• A total of seven athletic conferences are represented, with the SEC accounting for nine schools represented, followed by the Pac-12 and ACC with five schools apiece.

PRESEASON ALL-ACC

• A conference-high four Hokies were named to the Preseason All-ACC team, the conference announced on Jan. 26
• Senior Keely Rochard, juniors Kelsey Brown and Kelsey Bennett, as well as sophomore Cameron Fagan were the Tech honorees
• This is Rochard and Bennett's third time making the preseason team, while Brown and Fagan earn the honor for the first time
• The Hokies were ranked third in the ACC Coaches Poll, behind just Clemson and Florida State
• Tech received 126 votes, including two first-place votes, while Clemson received 128 votes (two first-place votes) and FSU tallied 137 (eight first-place votes)

NATIONAL STAGE

• Rochard was invited to participate in the 2022 USA Softball Women's National Team Selection Trials, USA Softball announced in November
• Tryouts took place in Vero beach, Fla. from January 1-6. She joined a 45-member invitee list that included present and former athletes from seven athletic conferences, including four from the ACC
• "Being invited to the USA Women's National Team tryout is a tremendous honor for Keely. She's put the



work in, keeps improving and is a great ambassador for our softball program," head coach Pete D'Amour said. "I know she'll represent herself and Virginia Tech in the best light possible. We're excited for her."

ALL THE ACCOLADES

- The Hokies raged up the preseason recognitions heading into the 2022 season, including the conference-high Preseason All-ACC Team members
- D1 Softball named Keely Rochard the ACC Preseason Pitcher of the Year, as well as a Preseason All-American
- Emma Lemley also earned some preseason honors, receiving ACC Preseason Freshman of the Year and a spot on the Top 75 Impact Freshmen list from D1 Softball
- On the Softball America Preseason Top 100 Players list, Rochard earned the No. 5 spot and Kelsey Bennett came in at the No. 56 spot
- Rochard (No. 8), Bennett (No. 70) and Kelsey Brown (No. 78) were all named to the Extra Inning Softball Extra Elite 100 top players list

WHERE THEY RANKED

- Tech ended the 2021 season leading the ACC in several different categories:
 - o Hits – 414
 - o Scoring – 5.5 runs per game
 - o Strikeout-to-walk ratio – 4.56 (6th nationally)
 - o Strikeouts per seven innings – 8.18
 - o Triples – 15
 - o WHIP – 0.93

D'AMOUR HOLDS OWN VS. TOP 25

- Tech coach Pete D'Amour is 18-13 versus the NFCA/USA Today and USA Softball/ESPN.com Top 25 polls since his arrival to Tech, including four wins this season
- Last season, he was 7-5, winning two series against the two top-25 foes of then-No. 13/14 Florida State and then-No. 12/14 Duke.
- D'Amour's squad also took down No. 2/2 UCLA in game one of the Los Angeles Super Regional, the Hokies highest ranked win in school history

WHERE THEY LEFT OFF

- The Hokies finished the 2021 season at the LA Super Regional, their best finish to a season in recent memory
- Tech advanced to the Super Regional round for the second time in program history, first since 2008, and did so in D'Amour's second full season at the helm in Blacksburg
- Under D'Amour, Tech reached the NCAA Regionals in 2019 before the pandemic canceled the second half of the 2020 season when the Hokies sported a 21-4 record
- Rochard ended her season with 348 strikeouts, the fifth-most in a single season in school history
- "I've been fortunate enough to be around some really good teams in my career and this is the closest I've been to the World Series, certainly as a head coach, since 2011, the last time we got there at Missouri. It's my second year here. Nothing to hang our heads on, we just need to build on it." – Head Coach Pete D'Amour following the 2021 season.

GET THAT DUB

- Tech pitcher Keely Rochard was one of the best

in the circle in 2021 and was especially good at getting the win as well.

- The Williamsburg, Virginia native finished third in the country in wins, owning 29 on the year.

Name (School)	INN	W	L	PCT
Gabbie Plain (Washington)	237.1	32	5	.865
Kassidy Wilbur (Stephen F. Austin)	233.2	30	6	.833
Keely Rochard (Virginia Tech)	244.0	29	10	.744
Valerie Cagle (Clemson)	216.2	28	7	.800

BROWN SPOTLESS ON BASES

- Kelsey Brown was a perfect 31 for 31 on stolen bases during the 2021 season
- No Hokie had finished a season with as many stolen bases without being thrown out.
- In her two seasons at Virginia Tech, Brown is 49-51 on stolen bases.
- She finished second in the ACC in total stolen bases, with her 31 landing her 11th nationally. She posted .60 stolen bases per game, which ranked her third in the ACC and 30th nationally

ROCHARD VERSUS THE BEST

- Keely Rochard has seen her fair share of ranked foes, with 18 to be exact.
- In those games, the senior is 13-9, defeating four ranked opponents already this season
- In the 2021 Duke series, she held the nationally-ranked and ACC Champion Blue Devils, who averaged the most runs a game (6) in the ACC coming into their series, to just one run in the first game, three in the second game and three in the fourth – all well below their average.
- She also took down No. 2 UCLA in game one of the Los Angeles Super Regional, throwing a

2022 STARTERS SUMMARY

Player	GS	p	c	1b	2b	3b	ss	lf	cf	rf	of	dh	1st	2nd	3rd	4th	5th	6th	7th	8th	9th
8 Kelsey Bennett	26	26	2	1	19	.	3	1	.
18 Mackenzie Law	25	.	25	2	.	.	1	.	2	16	4
97 Cameron Faga	25	.	.	.	25	7	18
90 Emma Ritter	24	3	8	13	.	.	.	1	.	11	4	4	3	1	.
2 Jayme Bailey	24	.	.	19	.	.	.	2	.	3	10	.	.	.	12	2	.
88 Bre Peck	22	22	1	2	13	2	4	.
21 Kelsey Brown	20	20	18	2
4 Darby Trull	18	18	.	.	.	1	17
3 Keely Rochard	14	14
6 Addy Greene	12	.	.	3	1	.	.	1	.	2	.	5	.	3	5	.	.	4	.	.	.
24 Morgan Overait	12	8	.	4	.	2	3	1	.	4	.	1	1
27 Emma Lemley	10	10
16 Meredith Slaw	8	.	.	4	4	.	.	2	5	.	1	.	.	.
25 Ally Repko	8	8	.	.	1	7
12 Alexa Milius	7	4	3	.	.	3	.	.	.	3	1	.
44 Rachel Castine	2	2	1	1
10 Mackenzie Osb	1	1
15 Emma Yates	1	.	1	1
24 Ivy Rosenberry	1	1



three-hitter and allowing just two runs to the 2019 National Champions. Rocharad recorded 12 strikeouts in that game, her 15th double-digit strikeout game of the season

THEY'RE BACK

- Along with Rocharad returning for the 2022 season, two key components in the Hokie defense also return for their final season
- A starter in centerfield for 50 games, Darby Trull looks to close out a great Hokie career in 2022. She went .375 at the plate in Tempe, scoring three runs and knocking in another on the weekend
- Trull had 45 putouts in center with a .962 fielding percentage on 53 chances in 2021
- Mackenzie Lawter has been the Hokies starting catcher the past three seasons, starting behind the plate in 42 of them a season ago. She posted an RBI in game one at the UCLA Super Regional
- Lawter threw out eight runners as well during the 2021 season

RELIABLE IN THE CIRCLE

- Keely Rocharad was one of the most reliable arms in the country a season ago, starting in 38 games which was a national and conference-high for the 2021 season
- Rocharad saw wins in 29 games, boasting a .744 winning percentage at the end of last season

Name (School)	Starts
Keely Rocharad (Virginia Tech)	38
Gabby Plain (Washington)	37
Autumn Moffat-Korth (BYU)	36
Emily Goodin (Indiana)	35

FAGAN FIREPOWER

- Fagan made a splash as a freshman, earning NFCA First Team All-Mid-Atlantic honors, as well as being named to the Schutt/Sports NFCA Division I Freshman of the Year Top 30
- During the 2021 season, she recorded a hit in 29 of 34 games, including 14 multi-hit games. Fagan was also another Hokie player that had a standout game in the win over UCLA, going 3-for-5 with two RBIs and a run scored.
- The infielder tied for the team-lead with two home runs at the Tempe Regional, while also batting .417 with three RBIs and three runs scored.
- Fagan led the team with a .409 batting average, ending the season with 22 RBIs and five home runs. She was named to the 2021 ACC All-Freshman Team and to the VaSID All-State First Team.

EXTRA EXTRA

- The Hokies owned opponents last season in extra base hits, with 144 total compared to only 62 by opponents, a credit to the Hokie bats and Hokie pitching
- Tech posted 69 doubles, 15 triples and 60 home runs, vs. 28 doubles, 3 triples and 31 home runs from opponents
- Virginia Tech's 15 triples were good for the 15th spot nationally to end the season, as well as the

top spot in the ACC

NEWCOMER TO WATCH

- Ranked No. 25 in Softball America's 2021 Top 100 Recruiting Rankings, Bre Peck will see significant time in the Hokie lineup
- She was named an ACC Newcomer to Watch by Softball America, along with freshmen from Clemson, Florida State and Notre Dame
- Peck was the Pennsylvania Gatorade Player of the Year in 2019 and will see time as an infielder for the Hokies, adding some firepower to the batting lineup

ROAD WARRIORS

- The Hokies open the 2022 season on the road and stay on the road for the majority of the season, facing some tough teams including No. 2 Alabama, No. 6 Florida State, No. 14 Clemson and No. 16 Tennessee
- Of the 56 regular season games, Tech will play only 17 of them at Tech Softball Park, with 11 neutral site matches over the course of the season
- This isn't anything new for the Hokies who won 21 games on the road a season ago with only seven losses, compared to 17 total home games. The Hokies finished 11-6 in Blacksburg in 2021

TECH SOFTBALL PARK



QUICK FACTS

Surface	Grass outfield, dirt infield
Dimensions (LF-CF-RF)	200-220-200
First Game	March 25, 1998, W, 8-6 (8 Inn.) vs. Charlotte
Seasons in Use	24th Season
Record at TSP	288-141 (.671) Games: 429
vs. Ranked Teams	18-33 (.353) Games: 51

UNDER D'AMOUR

At TSP	36-17
ACC Record at home	21-16
vs. Nonconference at home	15-1
vs. Ranked Teams at home	1-1

The Virginia Tech softball team has the luxury of playing and practicing in some of the finest facilities on the East Coast. Using the Tech Softball Park, Softball Indoor Facility and a state-of-the-art weight room, the Hokies train in terrific facilities designed to help them win championships. Combined with a new locker room and one of the best scoreboard and video boards in the country, the Hokies have it all when it comes to what they need to win.

Tech Softball Park, which was completed in the fall of 1997, has dimensions of 200 feet down the lines and 220 feet to center field. In January of 2008, an additional 746 permanent seats were installed, bringing the capacity up from 336 to 1,024. The new bleachers match the ones that were already in place and now extend down to the end of both dugouts.

Thanks to an anonymous donation, TSP now has seatbacks in the section behind home plate, which was completed in fall 2017.



2022 RESULTS

Date	Opponent	Score	Inns	Overall	Conference	Pitcher of record	Attend	Time
Feb 11, 2022	vs Wisconsin	w 5-4	7	1-0-0	0-0-0	E. Lemley (W 1-0)	0	
Feb 11, 2022	vs Northwestern	w 3-2	7	2-0-0	0-0-0	K. Rochard (W 1-0)	0	2:05
Feb 12, 2022	vs Michigan State	w 5-1	7	3-0-0	0-0-0	E. Lemley (W 2-0)	0	2:12
Feb 12, 2022	vs #11 Missouri	w 4-3	7	4-0-0	0-0-0	K. Rochard (W 2-0)	0	2:20
# Feb 13, 2022	vs #19 Kentucky	w 6-1	7	5-0-0	0-0-0	K. Rochard (W 2-0)	150	3:30
Feb 18, 2022	at #2 Alabama	L 0-1	7	5-1-0	0-0-0	K. Rochard (L 3-1)	0	1:58
Feb 18, 2022	vs Middle Tennessee	w 3-2	7	6-1-0	0-0-0	E. Lemley (W 3-0)	0	1:53
Feb 19, 2022	vs Evansville	w 5-1	7	7-1-0	0-0-0	K. Rochard (W 4-1)	0	1:33
Feb 19, 2022	at #2 Alabama	L 0-2	7	7-2-0	0-0-0	E. Lemley (L 3-1)	3940	1:59
Feb 20, 2022	vs Evansville	w 5-0	7	8-2-0	0-0-0	E. Lemley (W 4-1)	0	1:26
C Feb 25, 2022	vs Ohio State	w 1-0	(9)	9-2-0	0-0-0	K. Rochard (W 5-1)	214	2:07
C Feb 26, 2022	vs Miami	w 8-0	5	10-2-0	0-0-0	E. Lemley (W 5-1)	212	1:34
C Feb 26, 2022	at South Carolina	w 5-3	7	11-2-0	0-0-0	K. Rochard (W 6-1)	1752	2:26
Mar 02, 2022	at Charlotte	L 2-5	7	11-3-0	0-0-0	K. Rochard (L 6-2)	207	2hrs
* Mar 04, 2022	at #14 Clemson	w 6-1	7	12-3-0	1-0-0	K. Rochard (W 7-2)	1616	2:38
* Mar 05, 2022	at #14 Clemson	w 4-0	7	13-3-0	2-0-0	E. Lemley (W 6-1)	1616	2:15
* Mar 06, 2022	at #14 Clemson	w 4-2	7	14-3-0	3-0-0	K. Rochard (W 8-2)	1616	2:35
Mar 09, 2022	EAST TENNESSEE STATE	w 18-2	5	15-3-0	3-0-0	M. Osborne (W 1-0)	212	2:03
* Mar 11, 2022	SYRACUSE-1	w 13-1	5	16-3-0	4-0-0	K. Rochard (W 9-2)	319	1:54
* Mar 11, 2022	SYRACUSE-2	w 8-1	7	17-3-0	5-0-0	E. Lemley (W 7-1)	273	2:13
* Mar 13, 2022	SYRACUSE	w 6-1	7	18-3-0	6-0-0	K. Rochard (W 10-2)	210	2:00
* Mar 18, 2022	NORTH CAROLINA	w 10-0	5	19-3-0	7-0-0	K. Rochard (W 11-2)	285	1:46
* Mar 19, 2022	NORTH CAROLINA	w 8-5	7	20-3-0	8-0-0	E. Lemley (W 8-1)	825	2:32
* Mar 20, 2022	NORTH CAROLINA	w 9-1	5	21-3-0	9-0-0	K. Rochard (W 12-2)	475	1:39
Mar 22, 2022	at Longwood Universtiy-1	w 5-0	7	22-3-0	9-0-0	E. Lemley (W 9-1)	-	146
Mar 22, 2022	at Longwood Universtiy-2	w 13-0	5	23-3-0	9-0-0	Rosenberry (W 1-0)	493	1:49

() extra inning game



THE LAST TIME VIRGINIA TECH..

Recorded 10+ hits in a game	15 at Longwood [Game 2] (3/22/22)
Recorded 15+ hits in a game	15 at Longwood [Game 2] (3/22/22)
Scored 10+ runs in a game	13 at Longwood [Game 2] (3/22/22)
Scored 15+ runs in a game	18 vs. East Tennessee State (3/9/22)
Drew eight walks or more in a game	8 vs. Dartmouth (2/21/20)
Stole five or more bases in a game	5 vs. Pitt [2] (3/20/21)
Hit just 3 home runs in a game	3 at George Mason (3/11/20)
Hit just 4 home runs in a game	4 vs. Syracuse (3/13/22)
Hit 4+ home runs in a game	6 vs. East Tennessee State (3/9/22)
Had 3+ players with 3+ hits in a game	3-Lauren Duff, 3-Emma Strouth & 3-Carolina Schoenewald, WCU [1] (4/25/17)
Turned a triple play	No. 1 Florida State, L, 12-5 [5] [1] (3/10/17)
Highest ranked opponent defeated	No. 2 UCLA 7-2, at Los Angeles Super Regional (5/27/21)
Defeated ranked opponent at home	No. 20/17 JMU, 12-0 [5] (4/10/19)
Highest ranked opponent defeated at home	No. 6 JMU, 2-1 (4/6/16)
Defeated ranked opponent on the road	No. 14/9 Clemson (3/6/22)
Highest ranked opponent defeated on the road	No. 2 UCLA, 7-2 (5/27/21)
Defeated ranked opponent at neutral site	vs. No. 19 Kentucky, 6-1, in Leesburg, Fla. (2/13/22)
Highest ranked opponent defeated at neutral site	No. 4 Michigan, 6-2, at Gainesville, Fla. (2/20/99)
Defeated a top-10 team	No. 2 UCLA, 7-2 (5/27/21)
Won a run-rule game	at Longwood [Game 2] (3/22/22)
Lost a run-rule game	at NC State [1], 8-0 [5 inn.] (3/13/21)
Won an extra-inning game	vs. Ohio State, 1-0 [9 inn.] (2/25/22)
Lost an extra-inning game	at Liberty, 5-3 [9 inn.] (4/28/21)
Was no-hit by	Alexa Romero, vs. Syracuse, L, 2-0 (3/9/18)

THE LAST TIME A TECH PLAYER..

Recorded five hits in a game	Caroline Schoenewald, vs. Lamar (2/8/18)
Recorded four hits in a game	Cameron Fagan vs. Michigan State (2/12/22)
Drove in 5+ runs in a game	7, Kelsey Bennett at NC State (3/14/21)
Scored 4+ runs in a game	4, Jayme Bailey at NC State (3/14/21)
Hit a grand slam	Kelsey Brown vs. North Carolina (3/18/22)
Hit 2+ home runs in a game	2, Bre Peck vs. Syracuse (3/13/22)
Player hit back-to-back home runs	2 inn. & 3 inn., Kelsey Bennett at NC State (3/14/21)
Players hit back-to-back home runs	Emma Ritter and Bre Peck vs. Miami (OH) [2nd inn.] (2/16/22)
Players hit back-to-back-to-back home runs	3rd inn. J. Bailey, K. Bennett and M. Overaitis vs. Radford [2] (3/17/21)
Hit for the cycle	Never
Had 2+ doubles in a game	2, Emma Ritter [Game 2] (3/22/22)
Had 2+ triples in a game	2, Courtney Brinkman at ETSU (4/25/02)
Drew 4+ walks in a game	4, Courtney Liddle vs. Miami (3/10/12)
Stole 3+ bases in a game	3, Kelsey Brown vs. Georgia Tech [2] (4/17/21)
Had a walk-off home run	Bre Peck vs. Middle Tennessee State (2/18/22)
Had a walk-off grand slam	Betty Rose vs. Cornell, 8-4 (3/20/12)
Had a walk-off hit	Alexa Milius vs. North Carolina [Game 2] 9-1 (3/20/22)

THE LAST TIME A TECH PLAYER..

Struck out 15+ batters	17, Keely Rochard vs. Syracuse (3/13/22)
Struck out 10+ batters	16, Emma Lemley vs. Syracuse [Game 2] (3/11/22)
Threw a no-hitter	Ivy Rosenberry at Longwood [Game 2] (3/22/22)
Threw a 7-inning no-hitter	Emma Lemley at Longwood [Game 1] (3/22/22)
Threw a 7-plus-inning no hitter	Angela Tincher vs. Florida State (5/10/08)
Threw a perfect game	Keely Rochard vs. No. 20/17 JMU [5 Inn.] (4/10/19)
Threw a 7-plus-inning perfect game	Angela Tincher vs. Florida State [8 Inn.] (3/24/07)

THE LONGEST TECH GAMES..

14 Innings	Virginia Tech 3, Florida State 2; First Round of 2005 ACC Championship (College Park, Md.)
13 Innings	Virginia Tech 3, Marshall 2; 2013 NCAA Tournament (Lexington, Ky.)
12 Innings	BC 2, VT 1; 2003 (Chestnut Hill), VT 1, Louisville 0; 2005 NAAs (Knoxville), Arizona 4, VT 3; 2008 (Tucson)
11 Innings	VT 2, Liberty 1; 2000 (Chattanooga); VT 6, Nevada 5; 2005 (Las Vegas)
10 Innings	10 times; last: Virginia Tech 6, Pitt 3; 2015 (Pittsburgh, Pa.)
9 Innings	28 times; last: Virginia Tech 1, Ohio State 0; 2/25/22 (Columbia, S.C.)

What's a Hokie?



The answer leads all the way back to 1896 when Virginia Agricultural and Mechanical College changed its name to Virginia Polytechnic Institute. With the change came the necessity for writing a new cheer and a contest for such a purpose was held by the student body.

Senior O.M. Stull won first prize for his "Hokie" yell which is still used today. Later, when asked if "Hokie" had any special meaning, Stull explained the word was solely the product of his imagination and was used only as an attention-getter for his yell. It soon became a nickname for all Tech teams and for those people loyal to Tech athletics.

The official university school colors - Chicago Maroon and Burnt Orange - also were introduced in 1896. The colors were chosen by a committee because they made a 'unique combination' not worn elsewhere at the time. The official definition of "Hokie" is "a loyal Virginia Tech Fan".


'19 CLASS OF ACC COACHES

- The Atlantic Coast Conference entered 2019 with five new softball head coaches from its then-12 member institutions, including Louisville's Holly Aprile, NC State's Jennifer Patrick-Swift, Pitt's Jodi Hermanek, Syracuse's Shannon Doepking and Virginia Tech's Pete D'Amour.
- Previously, Aprile was the head coach at Pitt, Patrick-Swift was the head coach at St. Francis, Hermanek was the head coach at Ohio, Doepking was the head coach at Dartmouth and D'Amour was the head coach at Kennesaw State.

Name	Team	Overall	Win. %
Pete D'Amour	Virginia Tech	104-28	.788
Jennifer Patrick-Swift	NC State	76-58	.567
Holly Aprile	Louisville	66-64-1	.508
Shannon Doepking	Syracuse	52-66	.441
Jodi Hermanek	Pitt	38-82	.317

SOFTBALL INDOOR FACILITY

- The facility, which is attached to Rector Field House (track & field) and immediately adjacent to Tech Softball Park, opened the fall 2018 and provides the Hokies with an indoor infield for practice during inclement weather, along with four cages for hitting and pitching practice.
- The one-story building also features two coaches rooms, an equipment room, a team room, a film room, a mudroom and team facilities. The facility will be available to the program year-round and will have uses for practice, team events and gameday necessities. The new facility will encompass more than 16,000 square feet.
- The facility was designed by Cannon Designs and was built by Branch Associates of Salem, Virginia. This project was a part of a larger plan that vastly improved Rector Field House (track & field) and all of the adjacent athletics facilities. Total cost was roughly \$18 million.



D'AMOUR'S RECORD WHEN...

Total:	207-70
Conference:	80-24
Nonconference:	124-46
Home:	78-27
Away:	73-28
Neutral:	56-15
Day:	152-52
Night:	55-18
1-Run games:	34-23
2-Run games:	24-13
5+Run games:	109-21
Extra innings:	10-8
Shutouts:	74-15
Scoring 0-2 runs:	188-40
Scoring 3-5 runs:	64-25
Scoring 6-9 runs:	89-4
Scoring 10+ runs:	39-0
Opponent 0-2 runs:	158-11
Opponent 3-5 runs:	41-24
Opponent 6-9 runs:	8-28
Opponent 10+ runs:	0-7
Scored in 1st inning:	97-11
Scores first:	173-22
Opp. scores first:	31-48
After 4 leading:	161-9
After 4 trailing:	11-50
After 4 tied:	26-12
After 5 leading:	152-8
After 5 trailing:	9-48
After 5 tied:	19-11
After 6 leading:	139-5
After 6 trailing:	6-50
After 6 tied:	12-7
Hit 0 home runs:	63-45
Hit 1 home run:	52-18
Hit 2+ home runs:	81-5
Opponent 0 home runs:	152-28
Opponent 1 home run:	41-22
Opponent 2+ HRs:	16-20
Made 0 errors:	103-27
Made 1 error:	62-21
Made 2+ errors:	38-23
Opp. made 0 errors:	65-26
Opp. made 1 error:	72-20
Opp. made 2+ errors:	72-23
Out-hit opponent:	184-13
Out-hit by opponent:	14-48
Hits are tied:	8-9

2022 GAMES SUMMARY

Record when ...			
Overall	23-3	After 4 leading	19-0
Conference	9-0 trailing	1-2
Non-Conference	14-3 tied	3-1
Home games	7-0	After 5 leading	12-0
Away games	6-3 trailing	1-2
Neutral site	10-0 tied	4-1
Day games	17-3	After 6 leading	15-0
Night games	6-0 trailing	1-3
vs Left starter	8-0 tied	1-0
vs Right starter	15-3	Hit 0 home runs	8-3
1-Run games	5-1	... 1 home run	10-0
2-Run games	2-1	... 2+ home runs	5-0
5+Run games	12-0	Opponent 0 home runs	18-1
Extra innings	1-0 1 home run	4-1
Shutouts	7-2 2+ HRs	1-1
Scoring 0-2 runs	1-3	Made 0 errors	11-0
..... 3-5 runs	11-0	... 1 error	10-3
..... 6-9 runs	7-0	... 2+ errors	2-0
..... 10+ runs	4-0	Opp. made 0 errors	4-2
Opponent 0-2 runs	19-2 1 error	10-0
..... 3-5 runs	4-1 2+ errors	9-1
..... 6-9 runs	0-0	Out-hit opponent	23-3
..... 10+ runs	0-0	Out-hit by opponent	0-0
Scored in 1st inning	7-1	Hits are tied	0-0
Opp. scored in 1st	3-1		
Scores first	17-1		
Opp. scores first	6-2		

Record when team scores:

Runs	0	1	2	3	4	5	6	7	8	9	10+
W-L	0-2	1-0	0-1	2-0	3-0	6-0	3-0	0-0	3-0	1-0	4-0

Record when opponent scores:

Runs	0	1	2	3	4	5	6	7	8	9	10+
W-L	7-0	8-1	4-1	2-0	1-0	1-1	0-0	0-0	0-0	0-0	0-0

Record when leading after:

Inn.	1	2	3	4	5	6
W-L	5-1	10-0	14-0	19-0	12-0	15-0

Record when trailing after:

Inn.	1	2	3	4	5	6
W-L	2-0	1-1	0-2	1-2	1-2	1-3

Record when tied after:

Inn.	1	2	3	4	5	6
W-L	16-2	12-2	9-1	3-1	4-1	1-0

WHERE THEY AT

- Tech has 29 players on the squad who represent 11 states
- Virginia is where the most players (15) are from on the team, making up 62 percent.
- The next most popular spot, the only other state with more than one player, is Georgia with two.

STATES

Virginia (18)

#3	Keely Rochard	#5	Jenna Pearson
#6	Addy Greene	#9	Catie Hopkins
#10	Mackenzie Osborne	#15	Emma Yates
#16	Meredith Slaw	#18	Mackenzie Lawter
#19	Maddie Rountree	#20	Maddy Federico
#21	Kelsey Brown	#22	Maija Louko
#25	Ally Repko	#27	Emma Lemley
#31	Kayleigh Addington	#34	Ivy Rosenberry
#44	Rachel Castine	#72	Alison Carter

STATES

Georgia (2)

#8	Kelsey Bennett	#23	Ariana Wright
----	----------------	-----	---------------

Connecticut (1)

#12	Alexa Milius
-----	--------------

Florida (1)

#97	Cameron Fagan
-----	---------------

Iowa (1)

#17	Molly Jacobson
-----	----------------

Maryland (1)

#90	Emma Ritter
-----	-------------

Michigan (1)

#24	Morgan Overaitis
-----	------------------

Nevada (1)

#28	Grace Chavez
-----	--------------

South Carolina (1)

#4	Darby Trull
----	-------------

Pennsylvania (1)

#88	Bre Peck
-----	----------

West Virginia (1)

#2	Jayme Bailey
----	--------------



WHEN THE LONG BALL...

- If a player under Coach D'Amour hits a home run, the outcome is likely over. D'Amour is 50-18 when there is one homer and 79-5 if two or more.

2022 TEAM/INDIVIDUAL HIGHS

Batting	Batting
At bats: 32 - vs Michigan State (Feb 12, 2022 at Leesburg, Fla.)	At bats: 4 - (45 times)
Runs scored: 18 - vs East Tennessee State (Mar 09, 2022)	Runs scored: 3 - (5 times)
Hits: 17 - vs East Tennessee State (Mar 09, 2022)	Hits: 4 - Cameron Fagan vs Michigan State (Feb 12, 2022 at Leesburg, Fla.)
RBIs: 18 - vs East Tennessee State (Mar 09, 2022)	RBIs: 4 - (7 times)
Doubles: 5 - at Longwood University (Mar 22, 2022)	Doubles: 2 - Emma Ritter at Longwood University (Mar 22, 2022)
Triples: 2 - vs Syracuse (Mar 11, 2022)	Triples: 1 - (12 times)
Home runs: 2 - at Longwood University (Mar 22, 2022)	Home runs: 2 - Bre Peck vs Syracuse (Mar 13, 2022)
Total bases: 38 - vs East Tennessee State (Mar 09, 2022)	Total bases: 8 - Bre Peck vs Syracuse (Mar 13, 2022)
Walks: 5 - at South Carolina (Feb 26, 2022)	Walks: 8 - Kelsey Brown vs North Carolina (Mar 18, 2022)
5 - at Longwood University (Mar 22, 2022)	2 - Emma Ritter vs Syracuse (Mar 11, 2022)
5 - at Longwood University (Mar 22, 2022)	2 - Mackenzie Lawter at Longwood University (Mar 22, 2022)
Strikeouts: 11 - at Alabama (Feb 18, 2022)	Strikeouts: 2 - (11 times)
Sac hits: 1 - (4 times)	Sac flies: 1 - (4 times)
Sac flies: 1 - (5 times)	Sac hits: 1 - (5 times)
Stolen bases: 3 - (4 times)	Stolen bases: 2 - Kelsey Brown vs Wisconsin (Feb 11, 2022 at Leesburg, Fla.)
Hit by pitch: 2 - vs Wisconsin (Feb 11, 2022 at Leesburg, Fla.)	2 - Kelsey Brown vs Evansville (Feb 19, 2022 at Tuscaloosa, AL)
2 - vs Kentucky (Feb 13, 2022 at Leesburg, Fla.)	2 - Kelsey Brown vs East Tennessee State (Mar 09, 2022)
2 - vs Syracuse (Mar 11, 2022)	Hit by pitch: 1 - (7 times)
Caught stealing: 1 - (5 times)	Caught stealing: 1 - (5 times)
Runners LOB: 9 - at Clemson (Mar 06, 2022)	Runners LOB: 5 - Emma Ritter at Clemson (Mar 06, 2022)
9 - at Longwood University (Mar 22, 2022)	
Hit into DP: 2 - at Alabama (Feb 19, 2022)	
	Fielding
	Putouts: 18 - Mackenzie Lawter vs Syracuse (Mar 13, 2022)
	Assists: 3 - (9 times)
	Errors: 2 - Cameron Fagan vs Wisconsin (Feb 11, 2022 at Leesburg, Fla.)
	2 - Cameron Fagan at Clemson (Mar 06, 2022)
	Passed balls: 2 - Mackenzie Lawter vs North Carolina (Mar 19, 2022)
	Pitching
	Innings pitched: 9.0 - Keely Rochard vs Ohio State (Feb 25, 2022 at Columbia, S.C.)
	Runs allowed: 5 - Keely Rochard at Charlotte (Mar 02, 2022)
	5 - Emma Lemley vs North Carolina (Mar 19, 2022)
	Earned runs: 5 - Emma Lemley vs North Carolina (Mar 19, 2022)
	Walks allowed: 8 - Emma Lemley vs Wisconsin (Feb 11, 2022 at Leesburg, Fla.)
	Strikeouts: 17 - Keely Rochard vs Ohio State (Feb 25, 2022 at Columbia, S.C.)
	17 - Keely Rochard vs Syracuse (Mar 13, 2022)
	Hits allowed: 6 - Keely Rochard vs Missouri (Feb 12, 2022 at Leesburg, Fla.)
	6 - Keely Rochard at Charlotte (Mar 02, 2022)
	Doubles allowed: 3 - Emma Lemley at Alabama (Feb 19, 2022)
	3 - Emma Lemley vs Syracuse (Mar 11, 2022)
	Triples allowed: 1 - (4 times)
	Homers allowed: 2 - Keely Rochard at Charlotte (Mar 02, 2022)
	2 - Emma Lemley vs North Carolina (Mar 19, 2022)
	Wild pitches: 3 - Mackenzie Osborne vs Middle Tennessee (Feb 18, 2022 at Tuscaloosa, AL)
	2 - Keely Rochard at Clemson (Mar 06, 2022)
	2 - Keely Rochard vs Syracuse (Mar 13, 2022)

2022 OPPONENT TEAM/INDIVIDUAL HIGHS

Batting	Batting
At bats: 29 - vs Ohio State (Feb 25, 2022 at Columbia, S.C.)	At bats: 4 - (13 times)
Runs scored: 5 - at Charlotte (Mar 02, 2022)	Runs scored: 2 - Vannoy, B at Charlotte (Mar 02, 2022)
5 - vs North Carolina (Mar 19, 2022)	2 - S. Jubas vs North Carolina (Mar 19, 2022)
Hits: 6 - vs Missouri (Feb 12, 2022 at Leesburg, Fla.)	Hits: 2 - (7 times)
6 - at Charlotte (Mar 02, 2022)	RBIs: 3 - Z. Laneaux at South Carolina (Feb 26, 2022)
6 - vs North Carolina (Mar 19, 2022)	3 - T. Greene vs North Carolina (Mar 19, 2022)
RBIs: 5 - vs North Carolina (Mar 19, 2022)	2 - T. Greene vs North Carolina (Mar 20, 2022)
Doubles: 3 - at Alabama (Feb 19, 2022)	Doubles: 1 - (4 times)
3 - vs Syracuse (Mar 11, 2022)	Triples: 1 - (9 times)
Triples: 1 - (4 times)	Home runs: 1 - Shipman at Alabama (Feb 19, 2022)
Home runs: 2 - at Charlotte (Mar 02, 2022)	Total bases: 6 - Shipman at Alabama (Feb 19, 2022)
2 - vs North Carolina (Mar 19, 2022)	Walks: 2 - (5 times)
Total bases: 14 - at Charlotte (Mar 02, 2022)	Strikeouts: 3 - (12 times)
Walks: 8 - vs Wisconsin (Feb 11, 2022 at Leesburg, Fla.)	Sac hits: 1 - (6 times)
Strikeouts: 17 - vs Ohio State (Feb 25, 2022 at Columbia, S.C.)	Sac flies: 1 - Vannoy, B at Charlotte (Mar 02, 2022)
17 - vs Syracuse (Mar 13, 2022)	1 - Russ,S at Clemson (Mar 06, 2022)
Sac hits: 1 - (6 times)	1 - A. Brown vs North Carolina (Mar 20, 2022)
Sac flies: 1 - at Charlotte (Mar 02, 2022)	2 - Lewis vs Northwestern (Feb 11, 2022 at Leesburg, Fla.)
1 - at Clemson (Mar 06, 2022)	Hit by pitch: 1 - (12 times)
1 - vs North Carolina (Mar 20, 2022)	Caught stealing: 1 - (4 times)
Stolen bases: 3 - vs Northwestern (Feb 11, 2022 at Leesburg, Fla.)	Runners LOB: 6 - Cagle,V at Clemson (Mar 04, 2022)
Hit by pitch: 2 - at Clemson (Mar 06, 2022)	
2 - vs Syracuse (Mar 13, 2022)	
Caught stealing: 1 - (4 times)	
Runners LOB: 10 - at Clemson (Mar 06, 2022)	
Hit into DP: 1 - at Clemson (Mar 04, 2022)	
	Fielding
	Putouts: 11 - Shipman at Alabama (Feb 18, 2022)
	Assists: 5 - Dowling at Alabama (Feb 18, 2022)
	Errors: 2 - Russ,S at Clemson (Mar 05, 2022)
	Passed balls: 1 - Hackenbracht vs Ohio State (Feb 25, 2022 at Columbia, S.C.)
	1 - Hyatt,J at Clemson (Mar 04, 2022)
	1 - T. Greene vs North Carolina (Mar 18, 2022)
	Pitching
	Innings pitched: 9.0 - Handley vs Ohio State (Feb 25, 2022 at Columbia, S.C.)
	Runs allowed: 8 - A. Adams vs Syracuse (Mar 11, 2022)
	Earned runs: 8 - A. Adams vs Syracuse (Mar 11, 2022)
	Walks allowed: 5 - Betenbaugh at South Carolina (Feb 26, 2022)
	5 - BACKSTROM, S at Longwood University (Mar 22, 2022)
	Strikeouts: 11 - Fouts at Alabama (Feb 18, 2022)
	Hits allowed: 10 - H. George vs North Carolina (Mar 19, 2022)
	Doubles allowed: 4 - KANAGAWA, Re at Longwood University (Mar 22, 2022)
	Triples allowed: 2 - K. Oliver vs Syracuse (Mar 11, 2022)
	2 - BACKSTROM, S at Longwood University (Mar 22, 2022)
	Homers allowed: 3 - A. Adams vs Syracuse (Mar 13, 2022)
	Wild pitches: 2 - K. Oliver vs Syracuse (Mar 11, 2022)
	Hit batters: 2 - JUSTMAN vs Wisconsin (Feb 11, 2022 at Leesburg, Fla.)
	2 - A. Adams vs Syracuse (Mar 11, 2022)



2022 TEAM GAME-BY-GAME BATTING

Date	Opponent	ab	r	h	rbi	2b	3b	hr	tb	bb	ibb	sb	cs	hbp	sac	sf	gdp	k	po	a	e	lob	avg
Feb 11	vs Wisconsin	27	5	7	5	1	1	1	13	1	0	2	0	2	1	0	1	3	21	2	3	5	.259
Feb 11	vs Northwestern	23	3	6	3	2	1	0	10	3	0	2	1	0	0	1	0	4	21	7	1	6	.260
Feb 12	vs Michigan State	32	5	11	5	1	1	0	14	1	0	2	0	0	0	0	0	2	21	6	0	7	.293
Feb 12	vs Missouri	27	4	9	3	2	0	0	11	2	0	1	0	0	1	0	0	7	21	1	1	8	.303
Feb 13	vs Kentucky	23	6	6	6	1	0	1	10	4	0	0	1	2	0	0	0	1	18	2	0	5	.295
Feb 18	at Alabama	24	0	3	0	0	0	0	3	0	0	0	0	0	0	0	0	11	18	3	1	3	.269
Feb 18	vs Middle Tennessee	25	3	5	3	0	1	1	10	1	0	2	0	0	0	0	1	2	21	10	1	3	.260
Feb 19	vs Evansville	24	5	5	5	0	0	0	5	3	0	3	0	0	0	0	0	1	21	5	0	4	.254
Feb 19	at Alabama	27	0	9	0	0	0	0	9	1	0	0	0	0	0	0	1	7	18	3	1	7	.263
Feb 20	vs Evansville	28	5	7	5	1	1	1	13	0	0	3	0	0	0	0	0	3	21	5	0	5	.262
Feb 25	vs Ohio State	31	1	4	1	1	0	0	5	1	0	1	0	0	1	0	0	6	27	5	0	5	.247
Feb 26	vs Miami	22	8	11	8	1	1	0	14	2	0	1	0	0	0	0	1	2	15	0	1	4	.265
Feb 26	at South Carolina	27	5	7	4	0	0	2	13	5	0	2	1	0	1	0	0	5	21	3	1	7	.265
Mar 02	at Charlotte	30	2	9	2	1	0	0	10	0	0	2	1	0	0	1	0	6	18	6	1	8	.268
*Mar 04	at Clemson	30	6	11	6	0	0	1	14	4	0	0	0	0	0	0	1	5	21	9	1	7	.275
*Mar 05	at Clemson	30	4	11	4	1	0	0	12	2	0	2	0	0	0	0	0	3	21	3	1	7	.281
*Mar 06	at Clemson	31	4	7	4	1	0	1	11	3	0	1	0	0	0	0	0	4	21	6	2	9	.278
Mar 09	EAST TENNESSEE ST	30	18	17	18	1	1	6	38	3	0	3	0	0	0	1	0	1	15	5	0	4	.295
*Mar 11	SYRACUSE	23	13	12	13	2	0	1	17	3	0	2	0	2	0	1	0	4	15	5	0	4	.305
*Mar 11	SYRACUSE	27	8	10	7	2	2	1	19	3	0	2	0	0	0	0	0	3	21	5	1	5	.309
*Mar 13	SYRACUSE	25	6	8	6	1	0	4	21	2	0	1	1	0	0	0	0	3	21	3	0	3	.309
*Mar 18	NORTH CAROLINA	21	10	9	9	1	1	1	15	4	0	1	0	0	0	1	0	3	15	3	0	4	.313
*Mar 19	NORTH CAROLINA	30	8	12	7	2	0	2	20	4	0	0	0	0	0	0	0	3	21	1	0	8	.318
*Mar 20	NORTH CAROLINA	25	9	10	8	1	0	1	14	4	0	1	0	1	0	0	0	3	15	5	0	7	.321
Mar 22	at Longwood Universtiy	30	5	7	4	1	2	0	12	5	0	3	0	0	0	0	0	4	21	1	1	9	.317
Mar 22	at Longwood Universtiy	29	13	15	13	5	0	2	26	5	0	0	0	0	0	0	1	0	15	7	1	6	.325
Totals		701	156	228	149	29	12	26	359	66	0	37	5	7	4	5	6	96	504	111	18	150	.325



2022 TEAM GAME-BY-GAME PITCHING

Date	Opponent	ip	h	r	er	bb	so	2b	3b	hr	wp	bk	hbp	dp	ibb	score	w-l	sv	era
Feb 11	vs Wisconsin	7.0	1	4	1	8	16	0	0	0	0	0	1	0	0	5-4	1-0	1	1.00
Feb 11	vs Northwestern	7.0	3	2	1	2	15	1	0	0	1	0	1	0	0	3-2	2-0	1	1.00
Feb 12	vs Michigan State	7.0	4	1	1	4	12	0	0	1	0	0	0	0	0	5-1	3-0	1	1.00
Feb 12	vs Missouri	7.0	6	3	2	1	11	0	0	0	1	0	0	0	0	4-3	4-0	1	1.25
Feb 13	vs Kentucky	6.0	4	1	1	1	8	0	1	0	0	0	0	0	0	6-1	5-0	1	1.24
Feb 18	at Alabama	6.0	2	1	1	4	11	0	0	0	2	0	0	0	0	0-1	5-1	1	1.23
Feb 18	vs Middle Tennessee	7.0	4	2	2	4	7	1	0	0	3	0	1	0	0	3-2	6-1	1	1.34
Feb 19	vs Evansville	7.0	3	1	1	1	13	1	0	0	0	0	0	0	0	5-1	7-1	1	1.30
Feb 19	at Alabama	6.0	5	2	2	0	7	3	0	1	0	0	0	0	0	0-2	7-2	1	1.40
Feb 20	vs Evansville	7.0	2	0	0	0	14	2	0	0	0	0	0	0	0	5-0	8-2	2	1.25
Feb 25	vs Ohio State	9.0	3	0	0	0	17	0	0	0	0	0	0	0	0	1-0	9-2	2	1.11
Feb 26	vs Miami	5.0	4	0	0	1	6	1	1	0	0	0	0	0	0	8-0	10-2	2	1.04
Feb 26	at South Carolina	7.0	2	3	3	1	10	0	0	1	0	0	1	0	0	5-3	11-2	2	1.19
Mar 02	at Charlotte	6.0	6	5	4	4	9	0	1	2	1	0	1	0	0	2-5	11-3	2	1.41
*Mar 04	at Clemson	7.0	4	1	1	4	8	0	0	0	2	0	1	1	0	6-1	12-3	2	1.39
*Mar 05	at Clemson	7.0	3	0	0	0	10	0	1	0	0	0	0	0	0	4-0	13-3	2	1.30
*Mar 06	at Clemson	7.0	5	2	1	2	13	1	0	1	2	0	2	0	0	4-2	14-3	3	1.28
Mar 09	EAST TENNESSEE ST	5.0	2	2	2	3	8	1	0	0	0	0	0	0	0	18-2	15-3	3	1.34
*Mar 11	SYRACUSE	5.0	3	1	1	3	10	0	0	0	2	0	0	0	0	13-1	16-3	3	1.34
*Mar 11	SYRACUSE	7.0	4	1	1	1	16	3	0	0	1	0	0	0	0	8-1	17-3	3	1.33
*Mar 13	SYRACUSE	7.0	3	1	1	0	17	0	0	1	0	0	2	0	0	6-1	18-3	3	1.31
*Mar 18	NORTH CAROLINA	5.0	2	0	0	1	12	0	0	0	1	0	0	0	0	10-0	19-3	3	1.26
*Mar 19	NORTH CAROLINA	7.0	6	5	5	4	12	0	0	2	0	0	1	0	0	8-5	20-3	4	1.44
*Mar 20	NORTH CAROLINA	5.0	2	1	1	1	6	2	0	0	0	0	1	0	0	9-1	21-3	4	1.44
Mar 22	at Longwood Universtiy	7.0	0	0	0	2	13	0	0	0	0	0	0	0	0	5-0	22-3	4	1.37
Mar 22	at Longwood Universtiy	5.0	0	0	0	2	4	0	0	0	1	0	0	0	0	13-0	23-3	4	1.33
Totals		168.0	83	39	32	54	285	16	4	9	17	0	12	1	0	156-39	23-3	4	1.33



2022 OPPONENT GAME-BY-GAME BATTING

Date	Opponent	ab	r	h	rbi	2b	3b	hr	tb	bb	ibb	sb	cs	hbp	sac	sf	gdp	k	po	a	e	lob	avg
Feb 11	vs Wisconsin	25	4	1	4	0	0	0	1	8	0	0	0	1	0	0	0	16	21	7	2	9	.040
Feb 11	vs Northwestern	23	2	3	1	1	0	0	4	2	0	3	0	1	1	0	0	15	18	4	1	4	.083
Feb 12	vs Michigan State	25	1	4	1	0	0	1	7	4	0	1	0	0	0	0	0	12	21	4	1	7	.110
Feb 12	vs Missouri	27	3	6	1	0	0	0	6	1	0	1	0	0	0	0	0	11	18	5	2	4	.140
Feb 13	vs Kentucky	21	1	4	1	0	1	0	6	1	0	0	0	0	1	0	0	8	18	9	1	4	.149
Feb 18	at Alabama	20	1	2	1	0	0	0	2	4	0	0	1	0	0	0	0	11	21	5	0	5	.142
Feb 18	vs Middle Tennessee	25	2	4	1	1	0	0	5	4	0	0	0	1	1	0	0	7	20	7	1	8	.145
Feb 19	vs Evansville	23	1	3	1	1	0	0	4	1	0	0	0	0	0	0	0	13	18	7	0	2	.143
Feb 19	at Alabama	23	2	5	2	3	0	1	11	0	0	0	0	0	1	0	0	7	21	6	0	4	.151
Feb 20	vs Evansville	22	0	2	0	2	0	0	4	0	0	0	0	0	1	0	0	14	18	4	3	2	.145
Feb 25	vs Ohio State	29	0	3	0	0	0	0	3	0	0	0	0	0	1	0	0	17	27	9	1	3	.141
Feb 26	vs Miami	20	0	4	0	1	1	0	7	1	0	0	0	0	0	0	0	6	12	6	2	6	.145
Feb 26	at South Carolina	23	3	2	3	0	0	1	5	1	0	0	0	1	0	0	0	10	21	8	1	2	.141
Mar 02	at Charlotte	23	5	6	4	0	1	2	14	4	0	0	0	1	0	1	0	9	21	6	2	6	.149
*Mar 04	at Clemson	25	1	4	1	0	0	0	4	4	0	0	0	1	0	0	1	8	21	7	0	8	.150
*Mar 05	at Clemson	25	0	3	0	0	1	0	5	0	0	1	0	0	0	0	0	10	21	9	4	4	.148
*Mar 06	at Clemson	28	2	5	2	1	0	1	9	2	0	0	0	2	0	1	0	13	21	6	2	10	.150
Mar 09	EAST TENNESSEE ST	16	2	2	2	1	0	0	3	3	0	1	1	0	0	0	0	8	12	4	3	2	.149
*Mar 11	SYRACUSE	17	1	3	0	0	0	0	3	3	0	2	0	0	0	0	0	10	12	4	0	4	.150
*Mar 11	SYRACUSE	26	1	4	1	3	0	0	7	1	0	0	0	0	0	0	0	16	18	6	1	5	.150
*Mar 13	SYRACUSE	24	1	3	1	0	0	1	6	0	0	1	0	2	0	0	0	17	18	8	1	4	.149
*Mar 18	NORTH CAROLINA	16	0	2	0	0	0	0	2	1	0	1	1	0	0	0	0	12	12	2	0	2	.148
*Mar 19	NORTH CAROLINA	27	5	6	5	0	0	2	12	4	0	0	0	1	0	0	0	12	18	5	1	6	.152
*Mar 20	NORTH CAROLINA	15	1	2	1	2	0	0	4	1	0	0	0	1	0	1	0	6	14	5	1	2	.151
Mar 22	at Longwood Universtiy	21	0	0	0	0	0	0	0	2	0	0	1	0	0	0	0	13	21	6	2	2	.146
Mar 22	at Longwood Universtiy	16	0	0	0	0	0	0	0	2	0	1	0	0	0	0	0	4	15	8	2	3	.142
Totals		585	39	83	33	16	4	9	134	54	0	12	4	12	6	3	1	285	478	157	34	118	.142



2022 OPPONENT GAME-BY-GAME PITCHING

Date	Opponent	ip	h	r	er	bb	so	2b	3b	hr	wp	bk	hbp	dp	ibb	score	w-l	sv	era
Feb 11	vs Wisconsin	7.0	7	5	4	1	3	1	1	1	0	0	2	1	0	4-5	0-1	0	4.00
Feb 11	vs Northwestern	6.0	6	3	3	3	4	2	1	0	1	0	0	0	0	2-3	0-2	0	3.77
Feb 12	vs Michigan State	7.0	11	5	2	1	2	1	1	0	0	0	0	0	0	1-5	0-3	0	3.15
Feb 12	vs Missouri	6.0	9	4	3	2	7	2	0	0	0	0	0	0	0	3-4	0-4	0	3.23
Feb 13	vs Kentucky	6.0	6	6	6	4	1	1	0	1	0	0	2	1	0	1-6	0-5	0	3.94
Feb 18	at Alabama	7.0	3	0	0	0	11	0	0	0	0	0	0	0	0	1-0	1-5	0	3.23
Feb 18	vs Middle Tennessee	6.2	5	3	3	1	2	0	1	1	0	0	0	1	0	2-3	1-6	0	3.22
Feb 19	vs Evansville	6.0	5	5	5	3	1	0	0	0	0	0	0	0	0	1-5	1-7	0	3.52
Feb 19	at Alabama	7.0	9	0	0	1	7	0	0	0	1	0	0	2	0	2-0	2-7	0	3.10
Feb 20	vs Evansville	6.0	7	5	4	0	3	1	1	1	0	0	0	0	0	0-5	2-8	0	3.25
Feb 25	vs Ohio State	9.0	4	1	1	1	6	1	0	0	1	0	0	0	0	0-1	2-9	0	2.95
Feb 26	vs Miami	4.0	11	8	6	2	2	1	1	0	0	0	0	1	0	0-8	2-10	0	3.33
Feb 26	at South Carolina	7.0	7	5	3	5	5	0	0	2	0	0	0	0	0	3-5	2-11	0	3.31
Mar 02	at Charlotte	7.0	9	2	0	0	6	1	0	0	1	0	0	0	0	5-2	3-11	1	3.05
*Mar 04	at Clemson	7.0	11	6	6	4	5	0	0	1	0	0	0	1	0	1-6	3-12	1	3.26
*Mar 05	at Clemson	7.0	11	4	1	2	3	1	0	0	0	0	0	1	0	0-4	3-13	1	3.11
*Mar 06	at Clemson	7.0	7	4	3	3	4	1	0	1	1	0	0	0	0	2-4	3-14	1	3.11
Mar 09	East Tennessee State	4.0	17	18	12	3	1	1	1	6	0	0	0	0	0	2-18	3-15	1	3.72
*Mar 11	Syracuse	4.0	12	13	13	3	4	2	0	1	1	0	2	0	0	1-13	3-16	1	4.35
*Mar 11	Syracuse	6.0	10	8	7	3	3	2	2	1	2	0	0	1	0	1-8	3-17	1	4.53
*Mar 13	Syracuse	6.0	8	6	6	2	3	1	0	4	0	0	0	0	0	1-6	3-18	1	4.64
*Mar 18	North Carolina	4.0	9	10	9	4	3	1	1	1	1	0	0	0	0	0-10	3-19	1	4.97
*Mar 19	North Carolina	6.0	12	8	7	4	3	2	0	2	1	0	0	0	0	5-8	3-20	1	5.10
*Mar 20	North Carolina	4.2	10	9	8	4	3	1	0	1	1	0	1	0	0	1-9	3-21	1	5.32
Mar 22	at Longwood Universtiy	7.0	7	5	4	5	4	1	2	0	0	0	0	0	0	0-5	3-22	1	5.26
Mar 22	at Longwood Universtiy	5.0	15	13	12	5	0	5	0	2	2	0	0	1	0	0-13	3-23	1	5.62
Totals		159.1	228	156	128	66	96	29	12	26	13	0	7	10	0	39-156	3-23	1	5.62



2022 GAME-BY-GAME LEADERS

Opponent	Date	Hits	Runs	BB	RBI	HR	SB	Ks	IP
Wisconsin	2/11/22	2 - Bennett	1 - (5 players)	1 - Lawter	2 - (2 players)	1 - Lawter	2 - Brown	16 - Lemley	6.2 - Lemley
RV Northwestern	2/11/22	2 - Greene	1 - (3 players)	1 - (3 players)	1 - (3 players)	None	1 - (2 players)	15 - Rochard	7.0 - Rochard
Michigan State	2/12/22	4 - Fagan	2 - Ritter	1 - Bennett	2 - Lawter	None	1 - (2 players)	7 - Lemley	4.0 - Lemley
No. 11 Missouri	2/12/22	2 - (2 players)	1 - (4 players)	1 - (2 players)	2 - Bailey	None	1 - Bennett	11 - Rochard	7.0 - Rochard
No. 19 Kentucky	2/13/22	2 - Repko	1 - (6 players)	1 - (4 players)	4 - Slaw	1 - Slaw	None	8 - Rochard	6.0 - Rochard
No. 2 Alabama	2/18/22	1 - (3 players)	None	None	None	None	None	11 - Rochard	6.0 - Rochard
Middle Tennessee	2/18/22	2 - Ritter	1 - (3 players)	1 - Overaitis	Peck - 2	1 - Peck	1 - (2 players)	5 - Lemley	5.1 - Osborne
Evansville	2/19/22	2 - Fagan	2 - Brown	1 - (3 players)	2 - (2 players)	None	2 - Brown	11 - Rochard	5.0 - Rochard
No. 2 Alabama	2/19/22	2 - (2 players)	None	1 - Overaitis	None	None	None	7 - Lemley	6.0 - Lemley
Evansville	2/20/22	2 - (2 players)	2 - (2 players)	None	3 - Lawter	1 - Lawter	1 - 3 players	9 - Lemley	4.0 - Lemley
Ohio State	2/25/22	2 - Fagan	1 - Fagan	1 - Castine	1 - Lawter	None	1 - Federico	17 - Rochard	9.0 - Rochard
Miami (OH)	2/26/22	3 - Overaitis	3 - Fagan	1 - (2 players)	2 - (3 players)	None	1 - Ritter	6 - Lemley	5.0 - Lemley
South Carolina	2/26/22	2 - (2 players)	1 - (5 players)	1 - (5 players)	3 - Ritter	1 - (2 players)	1 - (2 players)	10 - Rochard	7.0 - Rochard
RV Charlotte	3/2/21	2 - (2 players)	1 - (2 players)	None	1 - (2 players)	None	1 - (2 players)	9 - Rochard	6.0 - Rochard
No. 14 Clemson	3/4/22	3 - Brown	1 - (6 players)	1 - (4 players)	4 - Bailey	1 - Bailey	None	6 - Rochard	5.2 - Rochard
No. 14 Clemson	3/5/22	3 - (2 players)	3 - Ritter	1 - (2 players)	3 - Bennett	None	1 - (2 players)	10 - Lemley	7.0 - Lemley
No. 14 Clemson	3/6/22	2 - (2 players)	1 - (4 players)	1 - (3 players)	3 - Overaitis	1 - Overaitis	1 - Trull	11 - Rochard	6.0 - Rochard
East Tennessee State	3/9/22	2 - (4 players)	2 - (3 players)	1 - (3 players)	4 - Ritter	1 - (6 players)	2 - Brown	3 - (2 players)	2.0 - (2 players)
Syracuse [Game 1]	3/11/22	3 - Peck	3 - Peck	1 - (3 players)	4 - Ritter	1 - Ritter	2 - (2 players)	7 - Rochard	3.0 - Rochard
Syracuse [Game 2]	3/11/22	2 - (2 players)	2 - Bailey	2 - Ritter	2 - Lawter	1 - Lawter	1 - (2 players)	16 - Lemley	7.0 - Lemley
Syracuse	3/13/22	2 - (2 players)	2 - Peck	1 - (2 players)	4 - Peck	2 - Peck	1 - Brown	17 - Rochard	7.0 - Rochard
North Carolina	3/18/22	3 - Brown	3 - Brown	1 - (4 players)	4 - Brown	1 - Brown	1 - Fagan	12 - Rochard	5.0 - Rochard
North Carolina	3/19/22	3 - Fagan	2 - (2 players)	1 - (4 players)	3 - Fagan	1 - (2 players)	None	9 - Lemley	5.1 - Lemley
North Carolina	3/20/22	3 - Milius	3 - Fagan	1 - (4 players)	4 - Milius	1 - Milius	1 - Ritter	6 - Rochard	5.0 - Rochard
Longwood [Game 1]	3/22/22	2 - (2 players)	1 - (5 players)	2 - Lawter	3 - Bailey	None	1 - (3 players)	13 - Lemley	7.0 - Lemley
Longwood [Game 2]	3/22/22	3 - (2 players)	2 - (3 players)	1 - (5 players)	3 - Castine	1 - (2 players)	None	4 - Rosenberry	5.0 - Rosenberry

2022 GAME-BY-GAME STARTERS

Opponent	Date	P	C	1B	2B	3B	SS	LF	CF	RF	DP
Wisconsin	2/11/22	Lemley	Lawter	Slaw	Fagan	Peck	Bennett	Brown	Trull	Bailey	Repko
RV Northwestern	2/11/22	Rochard	Lawter	Greene	Fagan	Peck	Bennett	Bailey	Ritter	Overaitis	Repko
Michigan State	2/12/22	Lemley	Lawter	Greene	Fagan	Peck	Bennett	Bailey	Ritter	Overaitis	Repko
No. 11 Missouri	2/12/22	Rochard	Lawter	Greene	Fagan	Milius	Bennett	Brown	Trull	Bailey	Slaw
No. 19 Kentucky	2/13/22	Rochard	Lawter	Bailey	Fagan	Milius	Bennett	Brown	Trull	Ritter	Repko
No. 2 Alabama	2/18/22	Rochard	Lawter	Bailey	Fagan	Milius	Bennett	Brown	Ritter	Greene	Repko
Middle Tennessee	2/18/22	Osborne	Yates	Bailey	Fagan	Peck	Bennett	Brown	Ritter	Greene	Overaitis
Evansville	2/19/22	Rochard	Lawter	Bailey	Fagan	Peck	Bennett	Brown	Trull	Ritter	Repko
No. 2 Alabama	2/19/22	Lemley	Lawter	Bailey	Fagan	Milius	Bennett	Brown	Ritter	Overaitis	Slaw
Evansville	2/20/22	Lemley	Lawter	Slaw	Fagan	Peck	Bennett	Greene	Ritter	Overaitis	Castine
Ohio State	2/25/22	Rochard	Lawter	Bailey	Fagan	Peck	Bennett	Brown	Trull	Ritter	Castine
Miami (OH)	2/26/22	Lemley	Lawter	Slaw	Fagan	Peck	Bennett	Ritter	Trull	Overaitis	Repko
South Carolina	2/26/22	Rochard	Lawter	Slaw	Fagan	Peck	Bennett	Brown	Ritter	Bailey	Overaitis
RV Charlotte	3/2/22	Rochard	Lawter	Bailey	Fagan	Peck	Bennett	Brown	Ritter	Overaitis	Slaw
No. 14 Clemson	3/4/22	Rochard	Lawter	Bailey	Fagan	Peck	Bennett	Brown	Trull	Ritter	Overaitis
No. 14 Clemson	3/5/22	Lemley	Lawter	Bailey	Fagan	Peck	Bennett	Brown	Trull	Ritter	Milius
No. 14 Clemson	3/6/22	Rochard	Lawter	Bailey	Fagan	Peck	Bennett	Brown	Trull	Ritter	Greene
East Tennessee State	3/9/22	Lemley	Lawter	Bailey	Fagan	Peck	Bennett	Brown	Trull	Ritter	Greene
Syracuse [Game 1]	3/11/22	Rochard	Lawter	Bailey	Fagan	Peck	Bennett	Brown	Trull	Ritter	Greene
Syracuse [Game 2]	3/11/22	Lemley	Lawter	Bailey	Fagan	Peck	Bennett	Brown	Trull	Ritter	Greene
Syracuse	3/13/22	Rochard	Lawter	Bailey	Fagan	Peck	Bennett	Ritter	Trull	Overaitis	Greene
North Carolina	3/18/22	Rochard	Lawter	Bailey	Fagan	Peck	Bennett	Brown	Trull	Ritter	Repko
North Carolina	3/19/22	Lemley	Lawter	Bailey	Fagan	Peck	Bennett	Brown	Trull	Ritter	Overaitis
North Carolina	3/20/22	Rochard	Lawter	Bailey	Fagan	Peck	Bennett	Brown	Trull	Ritter	Milius
Longwood [Game 1]	3/22/22	Lemley	Lawter	Bailey	Fagan	Peck	Bennett	Brown	Trull	Ritter	Milius
Longwood [Game 2]	3/22/22	Rosenberry	Lawter	Bailey	Greene	Peck	Bennett	Ritter	Trull	Overaitis	Slaw





Pete D'AMOUR (Duh-more)

- Fourth season at Virginia Tech
- 2019 ACC Coach of the Year
- 5th as a head coach in Division I
- Led Kennesaw State to its first NCAA Regional appearance
- Went to five super regionals and three Women's CWS at Missouri

The D'Amour File

PERSONAL

BORN: Jan. 7, 1980
HOMETOWN: Monrovia, Maryland
FAMILY: Wife, Anna. Son, Reaux
COACHING RECORD AT VIRGINIA TECH: 105-30 (3rd year)
CAREER HEAD COACHING RECORD: 184-67 (.733)

EDUCATION

Missouri - Bachelor's Degree in General Studies
 Missouri - Master's Degree in Sports Psychology
JOINED TECH STAFF: May 31, 2018
YEARS OF COLLEGIATE HEAD COACHING: 6
YEARS OF COLLEGIATE COACHING: 15

COACHING HISTORY

2019- Virginia Tech (Head Coach)
 2017-18 Kennesaw State (Head Coach)
 2015-16 Missouri (Associate Head Coach)
 2009-14 Missouri (Assistant Coach)
 2007-08 Missouri (Volunteer Assistant Coach)

PLAYING HISTORY

Played SS and P in men's fastpitch for seven seasons
 MVP of the 2007 NSA World Series
 Played baseball at Texas A&M-Corpus Christi & Frostburg State

POSTSEASON EXPERIENCE

VT 2019 (Regional - Lexington, Ky.)
 2021 (Supers - Los Angeles, Calif.)

KSU 2018 (Regional - Tallahassee, Fla.)
 2017 (NISC Semifinals - Lynchburg, Tenn.)

Missouri 2016 (Supers - Ann Arbor, Mich.)
 2015 (Supers - Los Angeles, Calif.)
 2014 (Regional - Columbia, Mo.)
 2013 (Supers - Columbia, Mo.)
 2012 (Supers - Columbia, Mo.)
 2011 (WCWS - Oklahoma City, Okla.)
 2010 (WCWS - Oklahoma City, Okla.)
 2009 (WCWS - Oklahoma City, Okla.)

Head coach Pete D'Amour led the Hokies to their second ever appearance in the NCAA Super Regionals during the 2021 campaign, doing so in just his second full season. Selected for the NCAA Tournament in both full seasons as head coach, D'Amour's Hokies were the No. 2 seed at the 2021 Tempe Regional with national No. 15 seed Arizona State as the group's favorite. Tech emerged from the four-team regional undefeated under D'Amour's guidance, the first time in school history that the Hokies' swept an NCAA Regional.

2021 was not just a historic year for the Hokies, but for D'Amour as well as he became the fastest head coach in program history to reach 100 wins, doing so in just 127 games. Under D'Amour's tutelage, pitcher Keely Rochard became Tech's third NFCA All-American ever and just the second to earn first-team honors. D'Amour and his wife Anna also welcomed their first son, Reaux, to the world prior to the NCAA Tournament.

In his second season leading the Hokies, Coach Pete D'Amour led the team to a 21-4 record and was in first place in the ACC when the season ended. He helped guide the team to an impressive 3-2 record at the St. Pete/Clearwater Elite Invitational against five top-25 opponents, including wins over #14 Minnesota and #17 South Carolina. D'Amour guided the progression of pitcher Keely Rochard, who was one of the nation's top pitchers in 2020, and also helped the Hokies' offense to the highest scoring in the ACC.

Guiding Virginia Tech to one of the biggest turnarounds in NCAA softball history, Pete D'Amour led the Hokies in his first year to a 24-game win improvement in 2019 after posting a 47-11 record, including a 20-4 mark in ACC play.

The 47 wins were the fourth most in school history while the 20 ACC wins were the most in program history. On Tech's way to 20 league wins, it earned an ACC regular-season title and a Coastal Division crown after being picked 10th in the ACC preseason poll. By doing so, it also earned the Hokies their first trip to the NCAA Tournament since 2015, winning two games at the Lexington Regional to pick up their first NCAA win since 2014.

No stranger to success, D'Amour, out of the new 11 Power Five head coaches in 2019, picked up the most wins of the group. The 2019 ACC Coach of the Year earned the nod to mark just Tech's second time winning it, while a school-record five Hokies made an All-ACC first team. Under D'Amour's direction, pitcher Carrie Eberle was named ACC Pitcher of the Year and third baseman Kelsey Bennett was tabbed Freshman of the Year.

He also tutored two Softball America All-Americans in outfielders Emma Strouth and Darby Trull, who both hit over .400 and tallied 60-plus putouts, as well as a school-record seven NFCA All-Region (Mid-Atlantic) selections and a school-record eight VaSID all-staters. D'Amour also was tabbed VaSID Coach of the Year.

Under his watch, Tech became ranked during the season, something that hadn't been done since 2015, and got up to as high as No. 19 in the ESPN.com/USA Softball poll and No. 22 in the USA Today/NFCA poll. The Hokies were ranked for 11 consecutive weeks in the ESPN.com/USA Softball poll, breaking the program record set in 2007 of 10 weeks, and picked up two ranked wins on the year, beating then-No. 8/8 Georgia and then-No. 20/17 JMU.

Tech took big strides at the plate in '19, resetting over 20 individual and team school records, including batting average (.334) and home runs (97), just to name a few. The Hokies led the ACC in batting average and home runs per game (1.67), while also getting it done in the circle with shutouts (22). D'Amour had the Hokies ready to play against in-state rival Virginia in the Commonwealth Clash presented by Virginia529, sweeping the Cavaliers 3-0 and not allowing a runner to touch third base or home plate in the series, a first in program history, for three shutout wins.

D'Amour joined the Hokies after two seasons as the head coach at Kennesaw State, where he led the Owls to a 79-37 record and two postseason appearances. Before taking over the Kennesaw State program in 2017, he earned a reputation as one of the nation's premier recruiters during his 10-year tenure as assistant coach at the University of Missouri, a perennial NCAA tournament participant.

D'Amour coached Kennesaw State to the 2018 Atlantic Sun Conference regular season and tournament championships en route to the program's first NCAA Regional appearance since transitioning to the Division I level in 2006, as the Owls finished the year with a 39-17 record. In his inaugural year as head coach at Kennesaw State in 2017, he guided the Owls to a 40-20 overall record and a berth in the National Invitational Softball Championship.

Kennesaw State went 39-17 and 14-3 in the ASUN in 2018 and earned a No. 3 seed in the Tallahassee Regional. D'Amour was named ASUN Coach of the Year and seven Owls earned ASUN all-conference accolades, including ASUN Pitcher of the Year Alley Cutting and ASUN Freshman of the Year Patricia Awald. Awald was one of 25 finalists up for NFCA National Freshman of the Year.

Prior to accepting the head coaching job at Kennesaw State, D'Amour spent a decade at Missouri as an assistant coach, serving as associate head coach for his final two seasons in 2015-16. During his tenure in Columbia, the Tigers qualified for the NCAA tournament in each of his 10 seasons on the staff, reaching five NCAA super regionals and earning three consecutive trips to the Women's College World Series from 2009-11.

RECORD vs. OPPONENTS

Akron	1-0
Alabama	0-2
Arizona State	1-0
Army	1-0
Auburn	0-3
Austin Peay	0-1
Belmont	3-0
Bethune-Cookman	1-0
Binghamton	2-0
Boston College	3-0
Bradley	1-0
Brigham Young	2-0
Bucknell	2-0
Campbell	1-0
Central Michigan	1-0
Charleston Southern	2-0
Charlotte	2-1
Clemson	5-2
Coastal Carolina	1-0
College of Charleston	2-0
Dartmouth	3-0
DePaul	0-2
Detroit Mercy	3-0
Duke	6-1
East Carolina	1-0
East Tennessee State	3-0
Eastern Illinois	1-1
Evansville	2-0
Florida A&M	1-0
Florida Gulf Coast	4-3
Florida State	2-1
Fort Wayne	2-0
George Mason	1-0
George Washington	1-0
Georgia	1-2
Georgia State	7-1
Georgia Tech	3-3
Hofstra	0-1
Illinois	3-1
Iowa	1-1
IUPUI	1-0
Jacksonville	6-2
Jacksonville State	1-2
JMU	1-1
Kennesaw State	3-0
Kentucky	1-2
Lamar	0-1
Liberty	1-3
Lipscomb	6-0
LIU Brooklyn	1-0
Longwood	6-0
Louisville	5-2
Marist	2-0
Miami (OH)	1-0
Michigan State	3-0
Middle Tennessee	1-0
Minnesota	1-0
Missouri	1-1
Morehead State	2-1
NC State	7-3
North Carolina	4-2
North Carolina A&T	1-0
North Florida	0-1
Northwestern	2-0
Notre Dame	1-4
Ohio State	1-0
Oklahoma State	0-1
Omaha-Nebraska	1-0
Niagara	1-0
North Florida	5-2
Northern Iowa	0-1
Pitt	6-1
Purdue	4-0
Quinnipiac	0-1
Radford	6-1
Rutgers	0-2
Samford	1-0
South Carolina	2-0
South Carolina State	1-0
Southeast Missouri State	1-0
St. Louis	1-0
Stetson	5-1
Stony Brook	1-0
Syracuse	7-0
Tennessee Tech	1-0
Texas State	1-1
UAB	5-0
UConn	2-0
UCLA	1-2
UNC Greensboro	0-1
USC Upstate	5-3
USF	0-1
Virginia	8-0
Weber State	1-0
Wichita State	1-0
Wisconsin	1-0
WKU	1-0



2022 NCAA STATS

Batting Average (293 ranked)	25	3	0.321	Oklahoma	0.391	Duke	0.338
Double Plays per Game (293 ranked)	292	13	0.04	Louisiana Tech	0.67	Louisville	0.59
Doubles (293 ranked)	198	12	23	North Dakota St.	63	Notre Dame	57
Doubles per Game (293 ranked)	210	12	0.96	UAlbany	2.29	Notre Dame	2.04
Earned Run Average (293 ranked)	7	2	1.44	Oklahoma	0.71	Florida St.	1.34
Fielding Percentage (293 ranked)	36	8	0.973	Florida St.	0.988	Florida St.	0.988
Hit Batters (293 ranked)	111	3	12	Holy Cross	2	Pittsburgh	9
Home Runs per game (291 ranked)	46	4	1.00	Oklahoma	2.56	Duke	1.81
On Base Percentage (293 ranked)	65	7	0.379	Oklahoma	0.508	Duke	0.428
Scoring (293 ranked)	45	7	5.75	Oklahoma	10.00	Duke	7.11
Shutouts (200 ranked)	61	5	5	South Fla.	17	Clemson	12
					1	Florida St.	12
Slugging Percentage (293 ranked)	36	5	0.500	Oklahoma	0.790	Duke	0.636
Stolen Bases per Game (293 ranked)	65	4	1.42	Indiana	2.73	Notre Dame	1.75
Strikeout-to-Walk Ratio (293 ranked)	7	1	5.36	UCLA	8.41	Virginia Tech	5.36
Triple Plays (1 ranked)				George Washington	1		
				Utah	1		
Triples per Game (275 ranked)	6	1	0.42	Alcorn Stanford	0.54	Virginia Tech	0.42
					0.54		
WL Percentage (292 ranked)	7	2	0.875	Oklahoma	1.000	Florida St.	0.931
Walks (26 ranked)				UCF	145	Florida St.	128

Batting Average (149 ranked)	Emma Ritter	76	5	0.419	Danielle Gibson, Arkansas	0.548	Logan Morris, NC State	0.432
Doubles (13 ranked)					Kristina Burkhardt, Michigan	14	Carmyn Greenwood, Louisville	11
Doubles Per Game (147 ranked)					Maggie Kellner, Niagara	0.64	Carmyn Greenwood, Louisville	0.41
Earned Run Average (149 ranked)	Keely Rochard	22	4	1.17	Georgina Corrick, South Fla.	0.15	Regan Spencer, Clemson	0.45
	Emma Lemley	44	5	1.41				
Hit Batters (19 ranked)					5 players tied	1	Alexis Holloway, Notre Dame	2
Hit by Pitch per Game (142 ranked)					Alex DeLeon, Youngstown St.	0.54	Abby Sweet, Notre Dame	0.39
Hits (122 ranked)					Sydney McKinney, Wichita St.	49	Carmyn Greenwood, Louisville	38
Hits Allowed Per Seven Innings (150 ranked)	Keely Rochard	12	1	3.51	Courtney Coppersmith, UMBC	1.30	Keely Rochard, Virginia Tech	3.51
	Emma Lemley	18	2	3.66				
Home Runs (175 ranked)	Bre Peck	175	18	5	Billie Andrews, Nebraska	16	Michaela Edenfield, Florida St.	9
							Taylor Roby, Louisville	9
							Carson Shaner, NC State	9
Home Runs Per Game (144 ranked)					Billie Andrews, Nebraska	0.57	Taylor Roby, Louisville	0.33
Innings Pitched (30 ranked)	Keely Rochard	30	3	89.2	Georgina Corrick, South Fla.	141.0	Blake Neleman, Georgia Tech	93.2
On Base Percentage (150 ranked)	Emma Ritter	117	9	0.486	Jocelyn Alo, Oklahoma	0.681	Patricia Awald, Georgia Tech	0.600
RBIs (29 ranked)					Jada Cody, UCF	50	Karina Gaskins, Notre Dame	34
Runs Batted In Per Game (150 ranked)					Baylee Klingler, Washington	1.59	Karina Gaskins, Notre Dame	1.21
Runs per Game (150 ranked)	Emma Ritter	120	8	0.88	Tiare Jennings, Oklahoma	1.40	Carmyn Greenwood, Louisville	1.19
Sacrifice Bunts per game (135 ranked)					Bailey Chavez, Holy Cross	0.42	Korbe Otis, Louisville	0.19
Sacrifice Flies (68 ranked)					Gabby Callaway, Rutgers	6	Angel Jasso, Syracuse	4
Saves (17 ranked)	Keely Rochard	5	1	3	Sage Hoover, Northwestern St.	5	Talia Hannappel, North Carolina	3
							Keely Rochard, Virginia Tech	3
Shutouts (16 ranked)					Georgina Corrick, South Fla.	12	Kathryn Sandercock, Florida St.	5
Slugging Percentage (300 ranked)	Emma Ritter	162	15	0.677	Jocelyn Alo, Oklahoma	1.230	Jameson Kavel, Duke	0.852
	Bre Peck	193	18	0.655				
Stolen Bases (99 ranked)					Alexis Johns, South Fla.	30	Devyn Flaherty, Florida St.	12
							Sam Russ, Clemson	12
							Abby Sweet, Notre Dame	12
Stolen Bases Per Game (147 ranked)	Kelsey Brown	101	3	0.43	Gianna Nicoletti, Grand Canyon	0.96	Sam Russ, Clemson	0.44
	Emma Ritter	131	6	0.38				
Strikeout-to-Walk Ratio (150 ranked)	Keely Rochard	34	4	6.91	Marissa Schuld, Arizona St.	23.67	Millie Thompson, Clemson	9.60
	Emma Lemley	57	5	5.29				
Strikeouts (148 ranked)	Keely Rochard	2	1	159	Georgina Corrick, South Fla.	215	Keely Rochard, Virginia Tech	159
	Emma Lemley	50	4	90				
Strikeouts Per Seven Innings (150 ranked)	Emma Lemley	4	1	12.7	Courtney Coppersmith, UMBC	15.6	Emma Lemley, Virginia Tech	12.7
	Keely Rochard	6	2	12.4				
Total Bases (142 ranked)					Billie Andrews, Nebraska	92	Carmyn Greenwood, Louisville	76
Toughest to Strike Out (150 ranked)	Emma Ritter	6	1	62.0	Alayis Seneca, McNeese	0.0	Emma Ritter, Virginia Tech	62.0
					Sandra Hord, Delaware St.	0.0		
Triples (24 ranked)	Emma Ritter	24	3	3	Maci Cunconan, Lipscomb	6	Leea Hanks, Notre Dame	4
					Lauren Stewart, Jackson St.	6	Sam Russ, Clemson	4
Triples Per Game (150 ranked)	Emma Ritter	39	3	0.12	Lauren Stewart, Jackson St.	0.26	Sam Russ, Clemson	0.15
	Morgan Overaitis	73	6	0.11				
Victories (41 ranked)	Keely Rochard	11	3	12	Georgina Corrick, South Fla.	21	Kathryn Sandercock, Florida St.	14
Walks Allowed Per Seven Innings (150 ranked)					Caylee English, Hartford	0.30	Millie Thompson, Clemson	0.83
Walks Per Game (150 ranked)					Kelly Horne, Troy	1.12	Patricia Awald, Georgia Tech	1.00



2022 SEASON STATS

VT Softball Overall Statistics for Virginia Tech (as of Mar 23, 2022) (All games Sorted by Batting avg)

Record: 23-3 Home: 7-0 Away: 6-3 Neutral: 10-0 Conference: 9-0

Player	avg	gp-gs	ab	r	h	2b	3b	hr	rbi	tb	slg%	bb	hp	so	gdp	ob%	sf	sh	sb-att	po	a	e	fld%
90 Emma Ritter	.449	26-24	69	23	31	4	3	3	22	50	.725	6	3	1	0	.506	1	0	10-10	16	0	0	1.000
97 Cameron Fagan	.383	25-25	81	19	31	2	2	1	9	40	.494	10	0	10	0	.451	0	0	2-2	24	18	4	.913
6 Addy Greene	.382	19-12	34	12	13	3	0	0	5	16	.471	1	0	8	0	.400	0	0	2-2	16	4	2	.909
24 Morgan Overaitis	.359	21-12	39	9	14	2	2	2	11	26	.667	8	0	5	0	.468	0	1	1-2	4	0	0	1.000
8 Kelsey Bennett	.342	26-26	79	5	27	4	0	1	12	34	.430	4	1	12	1	.381	0	0	1-2	19	23	3	.933
88 Bre Peck	.333	24-22	63	18	21	4	0	5	17	40	.635	6	1	8	1	.394	1	0	0-0	15	23	5	.884
21 Kelsey Brown	.328	22-20	67	13	22	0	1	1	10	27	.403	3	0	5	0	.357	0	0	9-12	28	0	0	1.000
12 Alexa Milius	.318	12-7	22	4	7	0	1	2	9	15	.682	3	0	2	0	.400	0	1	0-0	3	2	0	1.000
16 Meredith Slaw	.273	18-8	33	3	9	0	0	3	12	18	.545	0	1	3	1	.294	0	0	0-0	9	0	0	1.000
4 Darby Trull	.270	21-18	37	8	10	1	1	1	6	16	.432	6	0	1	0	.364	1	0	2-2	15	2	0	1.000
18 Mackenzie Lawter	.268	25-25	56	9	15	2	0	4	13	29	.518	11	0	17	0	.388	0	1	1-1	263	15	2	.993
2 Jayme Bailey	.239	24-24	71	10	17	4	2	2	12	31	.437	2	0	12	0	.257	1	1	5-5	73	1	1	.987
25 Ally Repko	.172	15-8	29	1	5	2	0	0	4	7	.241	2	1	8	1	.250	0	0	0-0	0	0	0	0.000

28 Grace Chavez	.500	2-0	2	1	1	1	0	0	1	2	1.000	0	0	0	1	.500	0	0	0-0	0	0	0	.000
31 Kayleigh Addington	.333	4-0	3	0	1	0	0	0	0	1	.333	0	0	0	0	.333	0	0	0-0	3	0	0	1.000
15 Emma Yates	.333	16-1	3	6	1	0	0	0	1	1	.333	0	0	1	0	.333	0	0	0-0	16	1	0	1.000
44 Rachel Castine	.286	5-2	7	3	2	0	0	1	5	5	.714	1	0	1	0	.333	1	0	0-0	0	3	0	1.000
19 Maddie Rountree	.200	6-0	5	0	1	0	0	0	0	1	.200	1	0	2	1	.333	0	0	0-0	0	0	0	0.000
5 Jenna Pearson	.000	2-0	1	1	0	0	0	0	0	0	.000	0	0	0	0	.000	0	0	0-0	0	0	0	0.000
34 Ivy Rosenberry	.000	5-1	0	0	0	0	0	0	0	0	.000	0	0	0	0	.000	0	0	0-0	0	3	0	1.000
3 Keely Rochard	.000	17-14	0	0	0	0	0	0	0	0	.000	0	0	0	0	.000	0	0	0-0	0	9	0	1.000
27 Emma Lemley	.000	12-10	0	0	0	0	0	0	0	0	.000	0	0	0	0	.000	0	0	0-0	0	5	1	.833
22 Maija Louko	.000	6-0	0	4	0	0	0	0	0	0	.000	0	0	0	0	.000	0	0	0-0	0	0	0	0.000
10 Mackenzie Osborne	.000	3-1	0	0	0	0	0	0	0	0	.000	0	0	0	0	.000	0	0	0-0	0	2	0	1.000
20 Maddy Federico	.000	13-0	0	7	0	0	0	0	0	0	.000	2	0	0	0	1.000	0	0	4-4	0	0	0	0.000
Totals	.325	26	701	156	228	29	12	26	149	359	.512	66	7	96	6	.386	5	4	37-42	504	111	18	.972
Opponents	.142	26	585	39	83	16	4	9	33	134	.229	54	12	285	1	.228	3	6	12-16	478	157	34	.949

LOB - Team (150), Opp (118). DPs turned - Team (1), Opp (10). CI - Team (1), M. Lawter 1, Opp (1).

(All games Sorted by Earned run avg)

Player	era	w-l	app	gs	cq	sho	sv	ip	h	r	er	bb	so	2b	3b	hr	b/avg	wp	hp	bk	sfa	sha
3 Keely Rochard	1.17	12-2	17	14	10	2/1	3	89.2	45	19	15	23	159	5	2	4	.146	11	10	0	3	3
27 Emma Lemley	1.24	9-1	12	10	5	3/1	1	56.2	26	13	10	19	103	9	2	4	.130	1	2	0	0	2
34 Ivy Rosenberry	1.24	1-0	5	1	1	1/0	0	11.1	5	2	2	6	14	1	0	0	.128	2	0	0	0	0
10 Mackenzie Osborne	3.39	1-0	3	1	0	0/0	0	10.1	7	5	5	6	9	1	0	1	.184	3	0	0	0	1
Totals	1.33	23-3	26	26	16	7/1	4	168.0	83	39	32	54	285	16	4	9	.142	17	12	0	3	6
Opponents	5.62	3-23	26	26	6	2/0	1	159.1	228	156	128	66	96	29	12	26	.325	13	7	0	5	4

PB - Team (3), M. Lawter 3, Opp (3). SBA/ATT - M. Lawter (9-12), K. Rochard (8-10), E. Yates (3-4), E. Lemley (2-4), Rosenberry (1-1), M. Osborne (1-1).

Player	c	po	a	e	fld%	dp	sba	csb	sba%	pb	ci
21 Kelsey Brown	28	28	0	0	1.000	0	0	0	.000	0	0
4 Darby Trull	17	15	2	0	1.000	0	0	0	.000	0	0
15 Emma Yates	17	16	1	0	1.000	0	3	1	.750	0	0
90 Emma Ritter	16	16	0	0	1.000	0	0	0	.000	0	0
16 Meredith Slaw	9	9	0	0	1.000	0	0	0	.000	0	0
3 Keely Rochard	9	0	9	0	1.000	0	8	2	.800	0	0
12 Alexa Milius	5	3	2	0	1.000	0	0	0	.000	0	0
24 Morgan Overaitis	4	4	0	0	1.000	0	0	0	.000	0	0
44 Rachel Castine	3	0	3	0	1.000	0	0	0	.000	0	0
34 Ivy Rosenberry	3	0	3	0	1.000	0	1	0	1.000	0	0
31 Kayleigh Addington	3	3	0	0	1.000	0	0	0	.000	0	0
10 Mackenzie Osborne	2	0	2	0	1.000	0	1	0	1.000	0	0
18 Mackenzie Lawter	280	263	15	2	.993	0	9	3	.750	3	1
2 Jayme Bailey	75	73	1	1	.987	1	0	0	.000	0	0
8 Kelsey Bennett	45	19	23	3	.933	0	0	0	.000	0	0
97 Cameron Fagan	46	24	18	4	.913	0	0	0	.000	0	0
6 Addy Greene	22	16	4	2	.909	0	0	0	.000	0	0
88 Bre Peck	43	15	23	5	.884	1	0	0	.000	0	0
27 Emma Lemley	6	0	5	1	.833	0	2	2	.500	0	0
19 Maddie Rountree	0	0	0	0	.000	0	0	0	.000	0	0
28 Grace Chavez	0	0	0	0	.000	0	0	0	.000	0	0
22 Maija Louko	0	0	0	0	.000	0	0	0	.000	0	0
5 Jenna Pearson	0	0	0	0	.000	0	0	0	.000	0	0
20 Maddy Federico	0	0	0	0	.000	0	0	0	.000	0	0
25 Ally Repko	0	0	0	0	.000	0	0	0	.000	0	0
Totals	633	504	111	18	.972	1	12	4	.750	3	1
Opponents	669	478	157	34	.949	10	37	5	.881	3	1

Hitting minimums - 5 Games 5% of Games 20 AB 10 TPA
Pitching minimums - 1 Games



LONGWOOD DOUBLEHEADER

VT Softball Overall Statistics for Virginia Tech (as of Mar 23, 2022) (Longwood DH Sorted by Batting avg)

Record: 2-0 Home: 0-0 Away: 2-0 Conference: 0-0

Player	avg	gp-gs	ab	r	h	2b	3b	hr	rbi	tb	slg%	bb	hp	so	gdp	ob%	sf	sh	sb-att	po	a	e	fld%
31 Kayleigh Addington	1.000	1-0	1	0	1	0	0	0	0	1	1.000	0	0	0	0	1.000	0	0	0-0	0	0	0	.000
44 Rachel Castine	1.000	1-0	1	2	1	0	0	1	3	4	4.000	0	0	0	0	1.000	0	0	0-0	0	1	0	1.000
6 Addy Greene	.750	2-1	4	2	3	1	0	0	2	4	1.000	0	0	0	0	.750	0	0	0-0	1	1	1	.667
90 Emma Ritter	.714	2-2	7	2	5	3	0	0	3	8	1.143	0	0	0	0	.714	0	0	1-1	3	0	0	1.000
16 Meredith Slaw	.500	1-1	4	1	2	0	0	1	2	5	1.250	0	0	0	0	.500	0	0	0-0	0	0	0	.000
8 Kelsey Bennett	.429	2-2	7	1	3	1	0	0	1	4	.571	0	0	0	0	.429	0	0	0-0	2	1	1	.750
88 Bre Peck	.400	2-2	5	3	2	0	0	0	0	2	.400	2	0	1	0	.571	0	0	0-0	1	3	0	1.000
4 Darby Trull	.333	2-2	6	2	2	1	0	0	2	3	.500	0	0	0	0	.333	0	0	0-0	1	0	0	1.000
97 Cameron Fagan	.333	1-1	3	1	1	0	1	0	0	3	1.000	1	0	0	0	.500	0	0	0-0	0	0	0	.000
24 Morgan Overaitis	.333	2-1	3	1	1	0	0	0	1	1	.333	1	0	1	0	.500	0	0	0-0	1	0	0	1.000
2 Jayme Bailey	.143	2-2	7	0	1	0	1	0	3	3	.429	0	0	0	0	.143	0	0	1-1	7	0	0	1.000
18 Mackenzie Lawter	.000	2-2	4	1	0	0	0	0	0	0	.000	3	0	1	0	.429	0	0	0-0	16	1	0	1.000
12 Alexa Milius	.000	1-1	3	0	0	0	0	0	0	0	.000	1	0	1	0	.250	0	0	0-0	0	0	0	.000
21 Kelsey Brown	.000	1-1	3	0	0	0	0	0	0	0	.000	0	0	0	0	.000	0	0	0-0	3	0	0	1.000
28 Grace Chavez	.000	1-0	1	0	0	0	0	0	0	0	.000	0	0	0	1	.000	0	0	0-0	0	0	0	.000
19 Maddie Rountree	.000	1-0	0	0	0	0	0	0	0	0	.000	1	0	0	0	1.000	0	0	0-0	0	0	0	.000
27 Emma Lemley	.000	1-1	0	0	0	0	0	0	0	0	.000	0	0	0	0	.000	0	0	0-0	0	0	0	.000
20 Maddy Federico	.000	2-0	0	1	0	0	0	0	0	0	.000	1	0	0	0	1.000	0	0	1-1	0	0	0	.000
5 Jenna Pearson	.000	1-0	0	0	0	0	0	0	0	0	.000	0	0	0	0	.000	0	0	0-0	0	0	0	.000
15 Emma Yates	.000	1-0	0	0	0	0	0	0	0	0	.000	0	0	0	0	.000	0	0	0-0	1	0	0	1.000
34 Ivy Rosenberry	.000	1-1	0	0	0	0	0	0	0	0	.000	0	0	0	0	.000	0	0	0-0	0	1	0	1.000
22 Maija Louko	.000	1-0	0	1	0	0	0	0	0	0	.000	0	0	0	0	.000	0	0	0-0	0	0	0	.000
Totals	.373	2	59	18	22	6	2	2	17	38	.644	10	0	4	1	.464	0	0	3-3	36	8	2	.957
Opponents	.000	2	37	0	0	0	0	0	0	0	.000	4	0	17	0	.098	0	0	1-2	36	14	4	.926

LOB - Team (15), Opp (5). DPs turned - Team (0), Opp (1).

(Longwood DH Sorted by Earned run avg)

Player	era	w-l	app	gs	cg	sho	sv	ip	h	r	er	bb	so	2b	3b	hr	b/avg	wp	hp	bk	sfa	sha
27 Emma Lemley	0.00	1-0	1	1	1	1/0	0	7.0	0	0	0	2	13	0	0	0	.000	0	0	0	0	0
34 Ivy Rosenberry	0.00	1-0	1	1	1	1/0	0	5.0	0	0	0	2	4	0	0	0	.000	1	0	0	0	0
Totals	0.00	2-0	2	2	2	2/0	0	12.0	0	0	0	4	17	0	0	0	.000	1	0	0	0	0
Opponents	9.33	0-2	2	2	1	0/0	0	12.0	22	18	16	10	4	6	2	2	.373	2	0	0	0	0

SBA/ATT - Rosenberry (1-1), E. Lemley (0-1), M. Lawter (0-1), E. Yates (1-1).





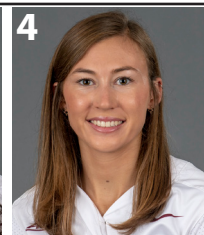
2

Jayme BAILEY
U | 5-5 | Jr.
Scott Depot, W.Va.
JAY-me



3

Keely ROCHARD
P | 5-8 | Sr.
Williamsburg, Va.
KEY-lee row-SHARD



4

Darby TRULL
OF | 5-3 | Gr.
Fort Mill, S.C.



5

Jenna PEARSON
U | 5-8 | R-Fr.
North Stafford, Va.



6

Addy GREENE
IF | 5-9 | So.
Suffolk, Va.



8

Kelsey BENNETT
IF | 5-5 | Jr.
Jefferson, Ga.



9

Catie HOPKINS
IF | 5-11 | Fr.
Woodbridge, Va.



10

Mackenzie OSBORNE
P | 5-9 | So.
Richlands, Va.



12

Alexa MILIUS
U | 5-2 | Jr.
Thomaston, Conn.
MILL-ee-us



15

Emma YATES
C | 5-6 | So.
Fairfax Station, Va.



16

Meredith SLAW
IF | 5-11 | Jr.
Warsaw, Va.



17

Molly JACOBSON
P | 6-0 | So.
Waukee, Iowa



18

Mackenzie LAWTER
C | 5-5 | Sr.
South Boston, Va.



19

Maddie ROUNTREE
IF | 5-11 | So.
Smithfield, Va.



20

Maddy FEDERICO
OF | 5-6 | So.
Midlothian, Va.



21

Kelsey BROWN
OF | 5-6 | Jr.
Haymarket, Va.



22

Maija LOUKO
IF | 5-7 | So.
Reston, Va.
MAI-ah LOO-koh



23

Ariana WRIGHT
UT | 5-3 | Fr.
Canton, Ga.



24

Morgan OVERAITIS
IF | 5-4 | Jr.
Canton, Mich.
OH-ver-EYE-tis



25

Ally REPKO
IF | 5-6 | Gr.
Broadway, Va.



27

Emma LEMLEY
P | 5-6 | Fr.
Forest, Va.



28

Grace CHAVEZ
C | 5-9 | Jr.
Las Vegas, Nev.
SHAW-vez



31

Kayleigh ADDINGTON
C | 5-7 | Sr.
Lexington, Va.



34

Ivy ROSEBERRY
P | 5-6 | So.
Winchester, Va.




44

Rachel CASTINE
U | 5-9 | Fr.
Chesapeake, Va.
Cas-TEEN



72

Alison CARTER
U | 5-8 | Fr.
Stafford, Va.



88

Bre PECK
U | 5-10 | Fr.
Royersford, Pa.



90

Emma RITTER
OF | 5-9 | So.
Perryville, Md.



97

Cameron FAGAN
IF | 5-8 | So.
Dunnellon, Fla.
Faye-gin



Pete D'AMOUR
Head Coach
Fourth Season
Duh-More



Doug GILLIS
Assistant Coach
Fourth Season



Mike LEWIS
Assistant Coach
Second Season



Easton HERRING
Volunteer Assistant Coach
First Season



Faith HOWARD
Manager
First Season

