



VIRGINIA TECH

2021-22 MEN'S BASKETBALL



12 NCAA APPEARANCES / 13 NIT APPEARANCES (2 CHAMPIONSHIPS) /
17 ALL-ACC SELECTIONS / 10 ALL-AMERICANS / 20 NBA DRAFT PICKS

GAME 36

THE MATCHUP

RV/#24 VIRGINIA TECH HOKIES

23-12, 11-9 ACC

Head Coach: Mike Young (Emory & Henry, 1986)
Record at Virginia Tech: 54-35 (3rd Season)
Career Record: 353-279 (20th Season)
vs. Texas: 0-1 (1st Meeting at VT)

VS

#25/25 TEXAS LONGHORNS

21-11, 10-8 BIG 12

Head Coach: Chris Beard (Texas, 1995)
Record at Texas: 21-11 (1st Season)
Career Record: 273-114 (12th Season)
vs. Virginia Tech: 1st Meeting

GAME 36 | VIRGINIA TECH vs. TEXAS - MARCH 18, 2022 | 4:30PM ET | TBS | MILWAUKEE, WIS. | FISERV FORUM (17,500)

BROADCAST INFORMATION

TV | TBS

Spero Dedes, PxP
Debbie Antonelli, Analyst
AJ Ross, Sideline

VIDEO STREAM

NCAA.com

RADIO | VT Sports Network

Tim Bickford, PxP
Mike Burnop, Analyst

LIVE STATS

stats.hokiesports.com



@TexasMBB



@HokiesMBB

PROJECTED STARTERS

Virginia Tech	Ht.	Wt.	Yr.	Hometown	PPG	RPG	Other
G 5 Storm Murphy	6-0	185	Gr.	Middleton, Wis.	8.1	1.9	ACC All-Tournament 2nd Team
G 0 Hunter Cattoor	6-3	200	Jr.	Orlando, Fla.	10.0	4.1	ACC Tourney MVP; 31 points vs. Duke
G 4 Nahiem Alleyne	6-4	195	Jr.	Buford, Ga.	9.8	2.8	Scored 28 vs. Florida in 2021 NCAA 1st Rd.
F 25 Justyn Mutts	6-7	230	Gr.	Millville, N.J.	10.1	7.4	Triple-dbl vs. Syracuse (12p, 14r, 11a)
F 22 Keve Aluma	6-9	235	r-Sr.	Berlin, Md.	15.8	6.5	2x All-ACC 2nd Team honoree

Texas	Ht.	Wt.	Yr.	Hometown	PPG	RPG	Other
G 2 Marcus Carr	6-2	190	Sr.	Toronto, Canada	10.9	2.0	All-Big 12 3rd Team; 3.2 apg
G 3 Courtney Ramey	6-3	185	Sr.	St. Louis, Mo.	9.5	3.5	Team-best 16.5 ppg+8.0 rpg in last 2
G 1 Andrew Jones	6-4	190	Sr.	Irving, Texas	10.7	2.8	Failed to score in dbl figures 3 of last 4
F 0 Timmy Allen	6-6	210	Sr.	Mesa, Ariz.	12.3	6.5	Team's leading scorer; 50.5 FG%
F 32 Christian Bishop	6-7	220	Sr.	Lee's Summit, Mo.	6.8	5.6	59.3 FG% (80-135)

KEY STORYLINES

FRIDAY'S MATCHUP

- Tech and Texas will meet for the first time on the hardwood Friday afternoon.
- The Hokies are 39-55 all-time vs. current members of the Big 12 Conference, including a 9-6 record against teams other than West Virginia.
- Mike Young is 0-1 against Texas as a head coach (Dec. 4, 2003).
- He will face-off against the Longhorns' head coach Chris Beard for the second time. On Nov. 22, 2017, Young took his Wofford Terriers to Lubbock, Texas to battle Beard's Red Raiders. Storm Murphy and Keve Aluma played in that game, which Texas Tech won 79-56.

A WIN WOULD...

- Mark the Hokies' 14th win in their last 16 outings.
- Secure Tech's first NCAA Tournament win since 2019.
- Advance the Hokies past their first game in the NCAA Tournament for the seventh time.
- Improve Tech to 9-12 all-time in the Big Dance.
- Give Mike Young his second NCAA Tournament win (1-6) and first with the Hokies.
- Give the Hokies three consecutive wins over teams ranked in the AP Top 25 for the first time ever. Three other times Tech has beaten at least three ranked teams in a row, but played unranked teams in between.

HOKIE HEADLINES

- Tech is set to make its 13th appearance in the NCAA Tournament after capturing the program's first-ever ACC Tournament title.
- Keve Aluma, who averages a team-best 15.8 points per game, was selected No. 5 on Andy Katz's top players on teams with double-digit seeds.
- The Hokies averaged 79.3 ppg and shot 49.6% at the ACC tourney en route to winning four games in four days.
- Tech was selected as a No. 11 seed for the Big Dance and will play in Wisconsin - both program firsts in its NCAA Tournament history.

2021-22 SCHEDULE

RECORD	23-12
ACC	11-9
NON-CONFERENCE	8-3
HOME	11-4
AWAY	7-6
NEUTRAL	5-2

Date	Opponent	TV	Time/Result
11/9	Maine	ACCNX	W, 82-47
11/12	at Navy ¹	CBSSN	W, 77-57
11/15	Radford	ACCNX	W, 65-39
11/18	St. Francis (Pa.)	ACCN	W, 85-55
11/21	Merrimack	RSN	W, 72-43
11/24	#9 Memphis ²	ESPN2	L, 61-69
11/26	#25 Xavier ²	ESPN2	L, 58-59

12/1	at Maryland ³	ESPN2	W, 62-58
12/4	Wake Forest [*]	ACCN	L, 61-80
12/8	Cornell	ACCN	W, 93-60
12/12	at Dayton	ESPN2	L, 57-62
12/17	St. Bonaventure ⁴	ESPN2	W, 86-49
12/22	at #2 Duke [*]	ESPN2	L, 65-76
12/29	at North Carolina [*]	ESPN2	PPD

1/1	Pittsburgh [*]	ESPNU	PPD
1/4	NC State [*]	ACCN	L, 63-68
1/12	at Virginia [*]	ESPN2	L, 52-54
1/15	Notre Dame [*]	ACCN	W, 79-73
1/19	at NC State [*]	ACCN	W, 62-59
1/22	at Boston College [*]	RSN	L, 63-68
1/24	at North Carolina [*]	ACCN	L, 68-78
1/26	Miami [*]	ACCN	L, 75-78
1/29	at Florida State [*]	ABC	W, 85-72

2/2	Georgia Tech [*]	ACCN	W, 81-66
2/5	at Pittsburgh [*]	ACCN	W, 76-71
2/7	Pittsburgh [*]	ACCN	W, 74-47
2/12	Syracuse [*]	ESPN2	W, 71-59
2/14	Virginia [*]	ESPN	W, 62-53
2/19	North Carolina [*]	ESPN2	L, 57-65
2/23	at Georgia Tech [*]	ACCN	W, 62-58
2/26	at Miami [*]	RSN	W, 71-70

3/1	Louisville [*]	ESPN2	W, 75-43
3/5	at Clemson [*]	RSN	L, 59-63
3/9	Clemson ⁵	ESPN2	W, 76-75 (OT)
3/10	Notre Dame ⁵	ESPN2	W, 87-80
3/11	#25 North Carolina ⁵	ESPN	W, 72-59
3/12	#7 Duke ⁵	ESPN	W, 82-67
3/18	#25 Texas ⁵	TBS	4:30 PM

All Times Eastern

* - ACC Game

1 - Veterans Classic (Annapolis, Md.)

2 - NIT Season Tip-Off (Brooklyn, N.Y.)

3 - Big Ten/ACC Challenge (College Park, Md.)

4 - Basketball Hall of Fame Shootout (Charlotte, N.C.)

5 - New York Life ACC Tournament (Brooklyn, N.Y.)

6 - NCAA Tournament (Milwaukee, Wis.)

CONTACT INFO

Brian Cox | Phone: (540) 250-0624
Email: bcox90@vt.edu
Associate AD, Creative Communications

Will Copeland | Phone: (757) 814-0930
Email: cwil199@vt.edu
Creative Communications Coordinator

QUICK FACTS

THE BASICS

University Name: Virginia Tech
 Location: Blacksburg, Va.
 Founded: 1872
 Enrollment: 37,000
 President: Dr. Timothy Sands
 Director of Athletics: Whit Babcock
 Nickname: Hokies
 Mascot: HokieBird
 Colors: Chicago Maroon and Burnt Orange
 Affiliation: NCAA Division I
 Conference: Atlantic Coast (18th Season)

COURT FACTS

Carilion Clinic Court at Cassell Coliseum
 Normal Capacity: 8,925
 Record in Arena: 635-208
 Largest Crowd: 11,500 (vs. Purdue, Dec. 3, 1966)

INFORMATION

2020-21 Record: 15-7
 Home/Away/Neutral: 10-2/3-3/2-2
 Conference Record: 9-4
 Home/Away: 6-1/3-3
 Conference Finish: 3rd
 Conference Tournament: Lost in quarterfinals
 Starters Returning/Lost: 3/2
 Letterwinners Returning/Lost: 7/5
 Newcomers: 6

Total seasons: 114
 First season: 1908-09
 All-Time Record: 1,518-1,255
 All-Time ACC Record: 138-169
 All-Time ACC Tournament Record: 14-17
 ACC Championship Game Appearances: 1
 NCAA Tournament Appearances (Last): 13 (2022)
 All-Time NCAA Record: 8-12



MEDIA INFORMATION

CREDENTIALS

Outlets interested in obtaining credentials to cover Virginia Tech basketball home games must apply for credentials via: media.hokiesports.com/credentials.

You may also email: bcox90@vt.edu.

All credentials for Virginia Tech home games this season will be issued on a single-game basis, and media seating is extremely limited.

INTERVIEW POLICY

During ACC play, Mike Young conducts weekly media press conferences, via Zoom. To request the Zoom link for a particular week, please email Brian Cox (bcox90@vt.edu).

Gamedays: Coach Mike Young and requested players will be available to the media following a 10-minute cooling off period after the game. For home games, interviews of Coach Young and players will be conducted in-person in the Cassell Coliseum media center.

Non-Gamedays: All coach and player interview requests need to be arranged through the Virginia Tech Creative Communications Office - contact Brian Cox (c. 540-250-0624; e. bcox90@vt.edu). Players and coaches should not be contacted directly under any circumstances.



2021-22 VIRGINIA TECH NUMERICAL ROSTER

No.	Name	Cl.	Pos.	Ht.	Wt.	Hometown	Previous School
0	Hunter Cattoor	Jr.	G	6-3	200	Orlando, Fla.	Bishop Moore
1	David N'Guessan	So.	F	6-9	205	De Lier, The Netherlands	Mt. Zion Prep
3	Sean Pedulla	Fr.	G	6-1	190	Edmond, Okla.	Edmond Memorial
4	Nahiem Alleyne	Jr.	G	6-4	195	Buford, Ga.	Mountain View
5	Storm Murphy	Gr.	G	6-0	185	Middleton, Wis.	Wofford
10	Camden Johnson	Fr.	G	6-1	175	Waxhaw, N.C.	Metrolina Christian Academy
11	Jalen Haynes	Fr.	F	6-8	250	Ft. Lauderdale, Fla.	Montverde Academy
13	Darius Maddox	So.	G	6-5	185	Bowie, Md.	Oak Hill Academy
14	Ben Varga	Fr.	G	5-10	170	Louisville, Ky.	St. Xavier
15	Lynn Kidd	So.	C	6-10	240	Gainesville, Fla.	Clemson
21	John Ojiako	Jr.	C	6-10	245	Lagos, Nigeria	Admiral Farragut (Fla.)
22	Keve Aluma	r-Sr.	F	6-9	235	Berlin, Md.	Wofford
25	Justyn Mutts	Gr.	F	6-7	230	Millville, N.J.	Delaware

COACHING & SUPPORT STAFF

Head Coach: Mike Young (Emory & Henry, 1986)
Record at VT: 54-35 (3rd Year)
Overall Record: 353-279 (20th Year)
Associate Head Coach: Mike Jones (1st Year)
Assistant Coach: Christian Webster (6th Year)
Assistant Coach: Kevin Giltner (3rd Year)
Chief of Staff: Stephanie Ballein (3rd Year)
Special Assistant for Recruiting: Matt Olinger (3rd Year)
Director of Player Personnel: Ryan Nadeau (4th Year)
Special Assistant to the Head Coach: Ace Custis (3rd Year)
Strength & Conditioning: David Jackson (14th Year)
Athletic Trainer: Hisham Ziyout (3rd Year)

PRONUNCIATION GUIDE

Hunter Cattoor	cuh-TOUR
David N'Guessan	GUH-sahn
Sean Pedulla	puh-DOOL-uh
Nahiem Alleyne	nah-HEEM ah-LEAN
Jalen Haynes	JAY-lin HAY-nes
Ben Varga	VAR-guh
John Ojiako	oh-GEE-ah-koh
Keve Aluma	kev-AYE ah-LOU-muh
Justyn Mutts	JUST-in

ROSTER BY CLASS

Freshmen (4)	Sophomores (3)	Juniors (3)	Seniors (3)
Jalen Haynes	Lynn Kidd	Nahiem Alleyne	Keve Aluma*
Camden Johnson	Darius Maddox	Hunter Cattoor	Storm Murphy^
Sean Pedulla	David N'Guessan	John Ojiako	Justyn Mutts^
Ben Varga			

* = Redshirt
 ^ = Graduate Student

SOCIAL



BY THE NUMBERS

20

The 2021-22 season is the **20th** of Mike Young's head coaching career. He has logged a 353-279 (.559) career record as the head whistle.

7

The **seventh-seeded** Hokies became the lowest seed to ever win the ACC Tournament, doing so by knocking off the No. 2, No. 3 and No. 1 seeds in consecutive days in Brooklyn.

6

Virginia Tech's Mike Young made his **sixth** championship game appearance in a conference tournament as a head coach. He improved to **6-0** in those games, including a 5-0 mark at Wofford.

NOTEWORTHY

HISTORY MADE IN BROOKLYN

- Virginia Tech claimed its first-ever ACC title in program history by winning four games in four days in Brooklyn, New York.
- The last time the Hokies made a postseason tournament final was the 1995 NIT Championship vs. Marquette in Madison Square Garden. Shawn Smith sank two free throws with 0.7 seconds left to lift Tech to the 65-64 win in overtime.
- Tech's only other conference tournament title in program history is the 1979 Metro Conference championship, defeating Florida State 68-60 in the final.
- The Hokies became the second team to win four games en route to the ACC Tournament championship, joining Duke's 2017 team (also at Barclays Center).
- Tech's 82-67 decision over Duke was its largest margin of victory against the Blue Devils in series history (began in 1912).
- In the semifinals, the Hokies posted their largest win against UNC since 1949.
- Tech became the first team since Coach K became Duke head coach to beat both UNC and Duke by double-digits on consecutive days.
- The Hokies are just the third team to do so in consecutive games (Maryland, 2003; Virginia, 1982).

ELITE COMPANY

- Tech's Mike Young joined an elite group of head coaches who have won an ACC tournament title within the first three seasons at their respective school.

Coach	School	Year (#)
Vic Bubas	Duke	1960 (1)
Jim Valvano	NC State	1983 (3)
Press Maravich	NC State	1965 (1)
Terry Holland	Virginia	1976 (2)
Bill Guthridge	North Carolina	1998 (1)
Jim Larrañaga	Miami	2013 (2)
Mike Young	Virginia Tech	2022 (3)

- With the win against Duke, Young improved to 6-0 in conference tournament championship games. His six titles are as many as Michigan State's Tom Izzo and one more than Syracuse's Jim Boeheim. (h/t @awaytoworthy)

FIVE STRAIGHT TICKETS PUNCHED

- The Hokies are among the nation's leaders in active NCAA Tournament appearances.

With their program record fifth straight appearance locked up in 2022, they own the eighth-longest active streak. It's the second-longest among ACC programs.

School	Streak	Conference
Kansas	32	Big 12
Michigan State	24	Big Ten
Gonzaga	23	WCC
North Carolina	11	ACC
Villanova	9	BIG EAST
Purdue	7	Big Ten
Michigan	6	Big Ten
Virginia Tech	5	ACC

- A pretty remarkable turnaround for a program that prior to 2017 had only gone to the NCAA Tournament once (2007) in 20 years.

BASKETBALL SCHOOL

- Tech is one of four ACC schools and one of 24 programs in the nation with both men's and women's basketball teams in the 2022 NCAA Tournament.
- Joining the Hokies from the ACC on this list are Miami, North Carolina and Notre Dame.
- The Tech women are a No. 5 seed and ranked No. 16 in the nation.

HOTTEST TEAM IN THE COUNTRY

- ACC Network analyst Carlos Boozer said, "they got the hottest team in the country," following the Hokies' 82-67 win over Duke.
- In fact, Tech is second among major conference teams in win percentage since Feb. 1.

School	Win %	Conference
Arizona	.938	Pac-12
Virginia Tech	.867	ACC
Tennessee	.857	SEC
Villanova	.846	BIG EAST

IN HIS BAG

- For the second time this season, Hunter Cattoor dropped at least seven 3-pointers in a game. The other time he did so was at Florida State, when he went dialed up a school-record 9 treys.
- His seven triples made in the ACC championship game were the second-most made in a single game in tournament history, trailing only Wake Forest's Randolph Childress (9) and tying Duke's J.J. Redick.

ALUMA AWARDED ALL-ACC AGAIN

- For the second straight season, Keve Aluma was named to the All-ACC Second Team.
- Also for the second straight season, Aluma was the top vote getter on the second team. The redshirt senior earned 192 points while NC State's Dereon Seabron collected 166 points.
- Syracuse's Buddy Boeheim was the final member of the first team with 241 points, 49 clear of Aluma.
- Last year, Aluma finished with 277 points, four behind Sam Hauser of Virginia for the final spot on the 2021 All-ACC First Team.
- Aluma averaged 15.4 points per game, which ranked 12th in the ACC. He has scored at least 20 points eight times this season and recorded a team-best six double-doubles.
- Aluma was third in the league in field-goal percentage (53.1%).

TRIPLE-DOUBLE MUTTY

- Justyn Mutts recorded the program's second-ever triple-double with 12 points, 14 rebounds and 11 assists vs. Syracuse.
- The only other triple-double in Tech history was by Chris Clarke vs. The Citadel on Dec. 17, 2016 (13 points, 12 rebounds, 10 assists).
- He's one of three ACC players to record a triple-double this season, joining Alondes Williams of Wake Forest and Wendell Moore, Jr. of Duke.

PILLAR OF THE PROGRAM

- When asked about his assessment of Hunter Cattoor and the impact on the program, Coach Young responded, "Pretty damn good. Couldn't imagine life without him. He's a pillar of this program. He's one that we have built this program with. He may not pass the eye test at times, but you know what you're going to get. He's brilliant, just a smart basketball guy."

DOUBLE-DOUBLE KEVE

- Keve Aluma leads the Hokies with eight double-doubles this season.

Dbl-Dbl	Opponent	Points	Rebounds
1	vs. Memphis	14	11
2	at Maryland	17	12
3	at Duke	25	10
4	at NC State	10	11
5	at Georgia Tech	12	10
6	at Miami	18	10
7	vs. Clemson	19	10
8	vs. Duke	19	10

ON A ROLL

- Not many in the country have played better than Keve Aluma this season.
- The redshirt senior had scored double figures in 15 straight games entering the Florida State game on Jan. 29. He scored a season-low four points against the Seminoles.
- It was the longest double-digit scoring streak by a Hokie since Zach LeDay put together 23 straight during the 2016-17 season.

MUTTS-SEE TV

- Justyn Mutts is one of the most dynamic players on the Tech roster. That was on full display vs. the Irish where Mutts dialed up a season-high 24 points. It tied for the most points he's scored in a Tech uniform (3/11/21 vs. North Carolina).
- However, rewind to Jan. 12 when he finished the UVA game with two points on 1-2 shooting, that didn't sit well with Coach Young.
- The two met prior to Thursday's (1/13) practice where Young asked Mutts what he needed of his head coach and what he could do to get Mutts going. "He's a terrific passer and he becomes so set in that and making the right pass instead of [having the mindset of] lay your ears back and go play," Young offered.

SoCON TO ACC COACH OF THE YEAR

- For the second straight year, a head coach who previously coached in the Southern Conference has won ACC Coach of the Year honors.
- Wake Forest's Steve Forbes earned the league honor in 2022, following Mike Young's award in 2021. The two longtime friends coached at East Tennessee State and Wofford, respectively, before making the jump to the ACC.
- Here's a list of head coaches who won Coach of the Year honors in both the SoCon and the ACC: Everett Case, Murray Greason, Norm Sloan, Lefty Driesell, Terry Holland, Bobby Cremins, Mike Young, Steve Forbes.
- Young was a seven-time SoCon Coach of the Year while at Wofford (four from the coaches' vote, three from the media vote).

DEGREES ON DEGREES

- Storm Murphy and Justyn Mutts are both in grad school at Virginia Tech.
- Murphy graduated from Wofford with a finance degree in May 2021 and is currently pursuing a graduate degree in leadership studies within the Agricultural and Life Sciences program at Virginia Tech.
- Mutts graduated with a psychology degree from Delaware and completed his master's degree at Tech in agricultural and life sciences with a concentration in education in May 2021. He's currently pursuing his second master's degree in educational psychology.
- Keve Aluma earned his first undergraduate degree in human development from Virginia Tech in May 2021 and is currently working on his second undergraduate degree in sociology.

TECH SIGNS NO. 26 CLASS IN THE COUNTRY

- Coach Young announced the signing of three standout recruits during the early signing period, which began on Nov. 10. The Hokies are set to welcome MJ Collins (Rock Hill, S.C.), Patrick Wessler (Matthews, N.C.) and Rodney Rice (Clinton, Md.) to Blacksburg next summer as part of Tech's 26th-ranked recruiting class according to 247Sports.



STANDINGS

TEAM	OVERALL	ACC	PCT
1. Duke	28-6	16-4	.824
2. North Carolina	24-9	15-5	.727
Notre Dame	22-10	15-5	.688
4. Miami	23-10	14-6	.697
5. Wake Forest	23-9	13-7	.719
6. Virginia	19-13	12-8	.594
7. Virginia Tech	23-12	11-9	.657
8. Florida State	17-14	10-10	.548
9. Syracuse	16-17	9-11	.485
10. Clemson	17-16	8-12	.515
11. Louisville	13-19	6-14	.406
12. Boston College	13-20	6-14	.394
13. Pitt	11-21	6-14	.344
14. Georgia Tech	12-20	5-15	.375
15. NC State	11-21	4-16	.344

ALL-ACC TEAMS

First Team

Armando Bacot, North Carolina
Alondes Williams, Wake Forest
Paolo Banchemo, Duke
Kameron McGusty, Miami
Buddy Boenheim, Syracuse

Second Team

Keve Aluma, Virginia Tech
Dereon Seabron, NC State
Wendell Moore Jr., Duke
Blake Wesley, Notre Dame
Jake LaRavia, Wake Forest

Third Team

Dane Goodwin, Notre Dame
Mark Williams, Duke
Isaiah Wong, Miami
Michael Devoe, Georgia Tech
Jayden Gardner, Virginia

Honorable Mention

Caleb Love, North Carolina
PJ Hall, Clemson
John Hugley, Pitt
Charlie Moore, Miami
Brady Manek, North Carolina
Kihei Clark, Virginia
AJ Griffin, Duke
Paul Atkinson Jr., Notre Dame
Terquavion Smith, NC State
Reece Beekman, Virginia

All-Defensive Team

Mark Williams, Duke
Reece Beekman, Virginia
Leaky Black, North Carolina
Charlie Moore, Miami
Wendell Moore Jr., Duke

All-Rookie Team

Paolo Banchemo, Duke
Terquavion Smith, NC State
Blake Wesley, Notre Dame
AJ Griffin, Duke
Trevor Keels, Duke

2021-22 ACC Award Winners

Player of Year: Alondes Williams, Wake Forest
Rookie of Year: Paolo Banchemo, Duke
Coach of Year: Steve Forbes, Wake Forest
Defensive Player of Year: Mark Williams, Duke
Most Improved: Dereon Seabron, NC State
Sixth Man of Year: Matthew Cleveland, FSU

TAKING THE GRIDDY TO WISCONSIN

- Storm Murphy not only got the spotlight on him at the ACC Tournament for his outstanding play, but also for his postgame dance moves. Murphy would hit "The Griddy" walking off the court after each win.
- The Middleton, Wisconsin native will take his skills both on the court and on the dance floor less than 90 minutes away from his hometown when the Hokies take on Texas in the NCAA First Round at Fiserv Forum in Milwaukee.

REUNITED IN BLACKSBURG

- Keve Aluma, Storm Murphy and Coach Young spent two seasons (2017-19) together at Wofford, highlighted by their 2018-19 season that included a first-round win (84-68) over Seton Hall in the 2019 NCAA Tournament.
- Upon Aluma's and Young's departure from Wofford, Murphy stuck around in Spartanburg, South Carolina, guiding the Terriers to a 34-25 record.
- While together at Wofford, the trio combined for a 51-18 (.739) mark.

JUSTYN TIME

- Coach Young has gone on record saying, "Justyn Mutts was probably the key to our year last year."
- The Delaware transfer was the Hokies' fourth-leading scorer from last season (9.5) and second-leading rebounder (6.4).

SEASONED VET

- Storm Murphy has played in 161 career games, which is tied for 12 in the country.
- He's started in each of Tech's 35 games this season.

Rk	Name	School	Games
1	Jordan Bohannon	Iowa	177
2	Chevez Goodwin	USC	171
3	Justin Kier	Arizona	167
4	Garrison Brooks	Miss. State	166
	Jalen Coleman-Lands	Kansas	166
6	Ryan Hawkins	Creighton	164
	John Fulkerson	Tennessee	164
	Aaron Cook	Georgia	164
9	Abdul Ado	Cincinnati	163
10	Nysier Brooks	Ole Miss	162
	Mitch Lightfoot	Kansas	162
12	Storm Murphy	Virginia Tech	161
	Hayden Koval	Cincinnati	161

GOOD THINGS COME IN THREES

- Tech has three fifth-year seniors on its roster in Keve Aluma, Storm Murphy and Justyn Mutts.
- They have combined for 11,093 minutes played, 404 games played and 3,941 points scored.

ALUMA-NATING

- After sitting out the 2019-20 season due to NCAA transfer policy, Keve Aluma bursted onto the scene in Blacksburg.
- He has steadily expanded his game to the point where he led the Hokies in multiple categories this season.

Stat	Total	Team Rank
Games Started	35	T1st
Field Goals Made	213	1st
Free Throws Made	101	1st
Points	552	1st
Rebounds	229	2nd
Blocks	32	2nd
Minutes	1079	3rd

IT'S IN THE NAME

- Storm Murphy's first name comes from his Mom's maiden name - Storm, in addition to being born in January during a snowstorm in Wisconsin.

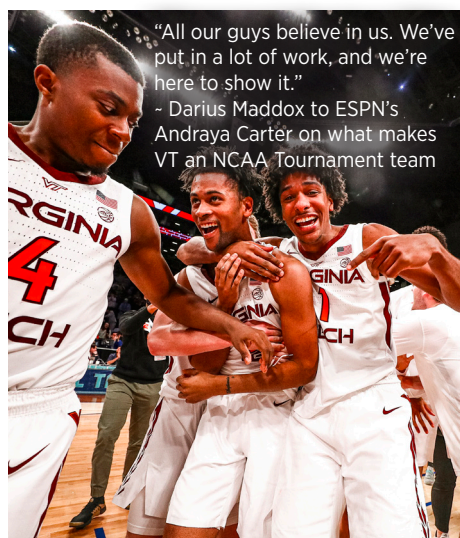
TRACKING THE TREY

- Coach Young's last four teams at Wofford all finished inside the top 10, nationally, in 3-point field-goal percentage.
- With three Hokies shooting over 40% from three, Tech made a big jump in this category in 2021-22.


Season	School	3FG%	Rank
2021-22	Virginia Tech	39.3	3rd
2020-21	Virginia Tech	35.4	95th
2019-20	Virginia Tech	35.2	81st
2018-19	Wofford	41.4	2nd
2017-18	Wofford	41.3	5th
2016-17	Wofford	40.3	7th
2015-16	Wofford	40.8	8th

ELITE CHARGE TAKER CATTOOR

- Junior guard Hunter Cattoor has a team-leading 12 charges drawn for the season. However, he hasn't had one since Feb. 2 at Georgia Tech. - h/t David Cunningham



"All our guys believe in us. We've put in a lot of work, and we're here to show it."
- Darius Maddox to ESPN's Andraya Carter on what makes VT an NCAA Tournament team



The 2021-22 season marks the 20th for Mike Young as a head coach.

SPECIALTY STAT TRACKER

Opponent	Off TOs	Paint	2nd Chance	FB	Bench
Maine	22	42	8	2	36
at Navy	19	36	9	6	10
Radford	12	26	6	1	18
St. Francis (Pa.)	10	40	17	7	34
Merrimack	16	24	10	4	23
vs. Memphis	3	20	7	9	5
vs. Xavier	21	24	3	4	10
at Maryland	12	20	15	3	9
Wake Forest	10	28	6	4	7
Cornell	18	40	13	7	36
at Dayton	19	26	12	7	11
vs. St. Bonaventure	16	26	13	3	24
at Duke	13	36	8	4	2
NC State	12	28	11	4	7
at Virginia	3	20	2	3	2
Notre Dame	9	32	6	0	3
at NC State	11	34	13	7	17
at Boston College	11	26	4	2	8
at North Carolina	7	36	10	2	6
Miami	8	20	8	3	23
at Florida State	16	20	7	0	32
Georgia Tech	14	36	9	10	16
at Pittsburgh	17	20	9	2	17
Pittsburgh	9	30	6	4	24
Syracuse	17	26	4	11	14
Virginia	6	26	4	2	9
North Carolina	11	34	10	0	15
at Georgia Tech	17	26	14	6	25
at Miami	15	36	11	0	30
Louisville	28	32	13	8	26
at Clemson	10	16	7	4	13
Clemson	2	26	6	3	23
Notre Dame	14	32	8	2	19
North Carolina	12	28	7	5	30
Duke	16	38	15	9	12
Texas					
Total +/-	+54	+52	+52	-70	+38
Season Highs	28	42	17	11	36

FAST BREAK

Tech has registered **two** wins over Top-5 programs under head coach Mike Young - most recently an 81-73 win over No. 3 Villanova on Nov. 28, 2020.

THIS IS HOME

- Shout-out to David Cunningham of Tech Sideline for the below excerpt from an interview he had with Justyn Mutts.



MOMENTUM ON OUR SIDE

- With its third-place finish in the regular-season standings in 2020-21, Tech has finished in the top five of the ACC two of the last three seasons.
- Placing third tied for the highest ACC finish in school history as the Hokies tied for third in 2006-07 and 2009-10.
- Despite Tech not posting a top-five ACC finish this season, the Hokies were able to win four games in four days in Brooklyn, N.Y. to capture the program's first-ever ACC championship.

Season	Head Coach	Record (Conf.)	Finish
2018-19	Buzz Williams	26-9 (12-6)	5th
2019-20	Mike Young	16-16 (7-13)	T10th
2020-21	Mike Young	15-7 (9-4)	3rd
2021-22	Mike Young	23-12 (11-9)	7th

- The Hokies charted five top-five ACC finishes in seven years from 2004-05 to 2011-12.

PROGRAM WIN NO. 1,500

- Virginia Tech earned its 1,500th program win Nov. 21 vs. Merrimack, becoming the 90th men's basketball program in Division I history to achieve the mark.
- Tech joined ACC counterparts North Carolina, Duke, Syracuse, Notre Dame, NC State, Louisville, Virginia, Pitt and Wake Forest as the 10 conference programs that have reached the milestone.

ON THE HUNT IN BROOKLYN

- Just proving how deep the talent is in the ACC, three of the last six Everett Case Award winners (ACC Tournament MVP) did not make an All-ACC team.

Player	School	Year
Hunter Cattoor	Virginia Tech	2022
Michael Devoe	Georgia Tech	2021
Joel Berry II	North Carolina	2016

- Ironically, all three of those guys are from Orlando, Fla.

NATIONAL POLLS

ASSOCIATED PRESS POLL

Updated: March 14

Rank	School	Record	Points
1	Gonzaga (54)	26-3	1518
2	Arizona (7)	31-3	1470
3	Kansas	28-6	1388
4	Baylor	26-6	1286
5	Tennessee	26-7	1235
6	Villanova	26-7	1211
7	Kentucky	26-7	1178
8	Auburn	27-5	1144
9	Duke	28-6	986
10	Purdue	27-7	958
11	UCLA	25-7	823
12	Texas Tech	25-9	819
13	Providence	25-5	723
14	Wisconsin	24-7	685
15	Houston	29-5	665
16	Iowa	26-9	661
17	Arkansas	25-8	578
18	Saint Mary's	25-7	508
19	Illinois	22-9	457
20	Murray State	30-2	425
21	UConn	23-9	353
22	USC	26-7	170
23	Boise State	27-7	165
24	Colorado State	25-5	82
25	Texas	21-11	72

Receiving Votes: Virginia Tech 63, South Dakota State 33, San Diego State 33, LSU 25, Loyola Chicago 18, Memphis 18, North Carolina 16, Michigan State 14, Texas A&M 13, Alabama 9, Ohio State 7, Creighton 4, Vermont 3, San Francisco 2, Davidson 2, Indiana 2, Seton Hall 1, Longwood 1, Yale 1

Dropped from Rankings: North Carolina 25

USA TODAY COACHES' POLL

Updated: March 14

Rank	School	Record	Points
1	Gonzaga (31)	26-3	799
2	Arizona (1)	31-3	765
3	Kansas	28-6	701
4	Baylor	26-6	649
5	Villanova	26-7	628
6	Kentucky	26-7	612
7	Auburn	27-5	607
8	Tennessee	26-7	597
9	Purdue	27-7	588
10	Duke	28-6	552
11	Texas Tech	25-9	429
12	UCLA	25-7	425
13	Providence	25-5	385
14	Wisconsin	24-7	376
15	Houston	29-5	286
16	Saint Mary's	25-7	280
	Illinois	22-9	280
18	Arkansas	25-8	272
19	Iowa	26-9	258
20	Murray State	30-2	230
21	UConn	23-9	195
22	USC	26-7	141
23	Boise State	27-7	81
24	Virginia Tech	23-12	59
25	Texas	21-11	49

Receiving Votes: Colorado State 34, Michigan State 24, North Carolina 22, Seton Hall 13, Creighton 13, Texas A&M 8, South Dakota State 6, Loyola Chicago 6, Davidson 6, Memphis 5, Marquette 4, LSU 3, San Diego State 3, Alabama 2, Ohio State 2, Wake Forest 2, San Francisco 1, Akron 1, Vermont 1

Dropped from Rankings: Colorado State 24, Ohio State 25

TRACKING TECH

	AP	Coaches
Preseason	RV	RV
11/15	RV	-
11/22	RV	RV
11/29	RV	-
12/6	-	-
12/13	-	-
12/20	RV	-
12/27	-	-
1/3	-	-
1/10	-	-
1/17	-	-
1/24	-	-
1/31	-	-
2/7	-	-
2/14	-	-
2/21	-	-
2/28	-	-
3/7	-	-
3/14	RV	24
Final	-	-

Ratings Tracker (through March 14)

ESPN.com BPI	19
KenPom.com	23
NCAA NET Rankings	27
Sagarin	28

Virginia Tech's "Best" NET Wins:

- 12 - Duke
- 31 - North Carolina
- 53 - Notre Dame (2x)
- 62 - Miami
- 83 - Virginia
- 84 - Clemson
- 85 - St. Bonaventure
- 86 - Syracuse



NOTEWORTHY

STORM WARNING

- Grad student Storm Murphy took over the reins at point guard following the graduation of Wabissa Bede.
- The Wofford transfer averaged 17.8 points, 3.3 rebounds and 4.3 assists last season. He was one of only 11 players to average that stat line or better nationally.
- He concluded his Wofford career with 1,315 points to finish 24th on the program's all-time scoring list.
- Murphy has tallied double figures in 11 games this season for the Hokies, including a season-high 20 at Pitt on Feb. 5.
- The former First-Team All-SoCon selection provides a scoring threat from outside, as he shoots 35.8% from deep and has had 15 games where he shot at least 40 percent.
- Murphy has knocked down 53 3-pointers this season. In comparison, Bede connected on 12 with a 24.5 percent clip in 2020-21.
- Coach K had this to say about Murphy in postgame press conference last Saturday: "Just wow. Look, I wanted to congratulate -- those kids deserved -- they played lights-out basketball and have played lights-out basketball in order to put themselves in a position -- look, they were 2-7 at one time in our conference. Look, in my profession I respect the other guy, and they deserve the utmost respect, and that kid is their leader. He's a tough player. He's a tough player, and I wanted to make sure that he knew that Duke University feels -- Duke Basketball feels that way about him."

DANCIN' IN BACK-TO-BACK SEASONS

- In previous seasons in Virginia Tech history, the fastest head coach to make the NCAA Tournament was in Year Three. Those Hokies were Howie Shannon, Charlie Moir and Buzz Williams.

- Therefore, with Mike Young doing so in Year Two, he became the fastest Tech coach to make The Dance.
- The Hokies have also never had a head coach lead them to the NCAA Tournament in two of their first three seasons.

HOKIE CENSUS

- Tech has 13 players on the squad who represent eight states and two international countries (Netherlands, Nigeria).
- Florida leads the way with three players – Hunter Cattoor, Lynn Kidd and Jalen Haynes – while Maryland has two players – Keve Aluma and Darius Maddox.

50 SPOT

- Tech shot over 50 percent in a game five times during the 2020-21 season - going 5-0.
- Since Young got to Blacksburg, the Hokies are 23-2 in contests shooting 50 percent or greater - only losses: vs. BYU (11/27/19) and vs. Miami (1/26/22).
- Since the 2010-11 season, Tech is 94-13 when shooting 50 percent or better.

LEADING AT THE BREAK

- Over the last two seasons, Tech is 31-6 when leading at halftime, with two of the losses coming against North Carolina and Florida to end the 2020-21 season.
- The Hokies are 44-10 in the Mike Young era when up at half.

GREEN-LIGHTED FROM THREE

- With the lineup of Storm Murphy, Hunter Cattoor, Nahiem Alleyne, Justyn Mutts and Keve Aluma, all five of those players have the green light from distance.
- The last team Coach Young had with this type of threat from deep was his 2018-

19 Wofford squad, which ranked second nationally in 3-point accuracy (41.4). The Terriers finished 30-5 that season, including an unbeaten mark in SoCon action, and reached the second round of the 2019 NCAA Tournament.

RANKED WINS BECOMIN' COMMON


- Tech had four ranked wins last season, tying the most-ever in school history (set 2017-18).
- The Hokies notched their first two of the 2021-22 season in Brooklyn against No. 25 North Carolina in the ACC semifinals and No. 7 Duke in the championship game.

REACH OUR POTENTIAL

- When asked how he'd define success for this season, Coach Young expressed he wanted the Hokies to reach their potential.
- "That will be a real success for me," he said, "And I'll get back to the mountains of North Carolina this spring and fish with a big smile on my face."

ALUMA, MUTTS MAKE HISTORY

- When Keve Aluma and Justyn Mutts both reached 1,000 career points in the same game (Feb. 2 vs. Georgia Tech), it marked the first time a pair of teammates accomplished that feat at the Division I level since Mississippi State's Aric Holman and Lamar Peters both hit 1,000 career points in the same game against Texas A&M on March 9, 2019.



CASSELL COLISEUM - RENDERING OF PROPOSED \$75 MILLION-PLUS RENOVATION OF VIRGINIA TECH'S HOME VENUE

REACH FOR EXCELLENCE


- Virginia Tech announced on April 20, 2021 a \$400 million fundraising campaign to propel Hokie sports to the forefront of the Atlantic Coast Conference, prepare generations of student-athletes for success in life, and raise the university's profile nationwide.
- The campaign will leverage the momentum of recent successes on the field and in fundraising, such as adding about 10,000 more Hokie Club members in the past five years and opening the Student-Athlete Performance Center, thanks to a record gift. Still, leaders acknowledged that the athletics enterprise needs an infusion of revenue in order to compete at the top of the ACC.
- The budget increase will support athletics in three primary areas: facilities, coaching, and the student-athlete experience.



- The Reach for Excellence campaign has five main pillars, which are:
 - A football enhancement fund to build a program that consistently competes at the top of the ACC, by allotting \$30 million over time for recruiting, assistant coaches' salaries, quality-control coaches, player development, and capital needs.
 - Renovations to improve Cassell Coliseum, with at least \$50 million to be raised privately.
 - The Drive for 25 initiative to increase Hokie Club membership to 25,000 and raise \$20 million annually for student-

athlete scholarships.

- Striving for comprehensive excellence for all sports by providing operating expenses, facility improvements, nutritional and strength and conditioning programs, and more.
- Increasing the number of student-athlete scholarship endowments to expand capacity to support students and broaden reach in recruiting.
- When it's filled with nearly 10,000 fans cheering the Hokies to victory in the last seconds of a basketball game, Cassell Coliseum is an amazing sight. But when it's empty, the home of Virginia Tech basketball, volleyball, and wrestling shows its age. Built in the early 1960s, the Coliseum is due for an extensive renovation.
- Plans call for a completely redesigned experience, including:
 - A new glass entrance along Washington Street
 - Extended concourse areas along both sides to allow fans easier access to different sections of the coliseum
 - The addition of high-end premium seating areas, including club seating and luxury suites on both sides
- This much-needed \$75 million-plus project, helped by at least \$50 million in private support, would create one of the best home venues in the ACC.



“HOKIE TRACKS”



COMMENTS THAT LEFT AN IMPRESSION

“I don't know if I've ever seen a better culture than what the Virginia Tech Hokies have put on display in the ACC Tournament this year.”

- Luke Hancock, ACC Network

“I think they're the team they thought they were going to be at the beginning of the year. They hung in there, and they probably got tougher, built more character, and became so close, and it shows up in these last 15 games or so that they've played. They're really good.”

- Mike Krzyzewski on Tech's resurgence

“That's my guy. I love Coach Young so much, with all my heart. That's really my guy. We got a great relationship, aside from basketball. To be able to go out here and [win an ACC championship] with him, I can't put it into words.”

- Justyn Mutts on Mike Young

“Absolutely, but they wouldn't want it any other way. Think about the [ACC] Tournament. They beat a Clemson team that beat them a week earlier. They a 2-seed in Notre Dame. They beat Carolina, who was probably the other hottest team coming into the tournament. Then they beat the No. 1 seed Duke, too. So, they had a hard road already. They wouldn't want it any other way. They got the hottest team in the country.”

- Carlos Boozer on if Tech's path in the NCAA Tournament is the hardest among ACC teams


2021-22 RANKING SUMMARY

Statistic	National Conference		Value National Leader	Value	Conference Leader	Value	
	Rank	Rank					
3-pt Field Goal Attempts (350 ranked)	53	1	802	Furman	1,054	Virginia Tech	802
Assist Turnover Ratio (350 ranked)	32	6	1.33	Iowa	1.75	Duke	1.65
Assists Per Game (350 ranked)	78	5	14.4	Arizona	19.9	Duke	16.9
Blocked Shots Per Game (350 ranked)	165	9	3.2	Auburn	7.9	Duke	5.5
Defensive Rebounds per Game (350 ranked)	297	11	23.60	Gonzaga	32.07	North Carolina	29.09
Fewest Fouls (350 ranked)	174	11	516	Western Ky.	362	Notre Dame	412
Fewest Turnovers (350 ranked)	118	8	378	New Hampshire	254	Virginia	315
Field-Goal Percentage (350 ranked)	38	4	47.1	Gonzaga	52.7	Duke	48.9
Field-Goal Percentage Defense (350 ranked)	163	6	42.9	Houston	37.3	Wake Forest	41.6
Free Throw Attempts (350 ranked)	298	15	459	McNeese	759	Pittsburgh	642
Free Throws Made (350 ranked)	272	13	341	Arkansas	571	North Carolina	461
Free-Throw Percentage (350 ranked)	85	4	74.3	Villanova	82.3	North Carolina	77.2
Offensive Rebounds Per Game (350 ranked)	273	12	8.60	South Carolina St.	15.23	NC State	11.78
Personal Fouls Per Game (350 ranked)	43	6	14.7	Western Ky.	11.3	Notre Dame	12.9
Rebound Margin (350 ranked)	130	5	1.9	Kentucky	10.0	North Carolina	7.7
Scoring Defense (350 ranked)	22	2	62.3	North Texas	55.0	Virginia	60.2
Scoring Margin (350 ranked)	45	3	8.5	Gonzaga	22.5	Duke	13.0
Scoring Offense (350 ranked)	182	10	70.7	Gonzaga	87.8	Duke	80.2
Steals Per Game (350 ranked)	290	14	5.4	LSU	11.1	Miami (FL)	8.7
Three Pt FG Defense (350 ranked)	81	3	31.7	UC Irvine	26.2	Duke	31.4
Three-Point Field Goals Per Game (350 ranked)	38	3	9.0	VMI	12.5	Notre Dame	9.2
Three-Point Field-Goal Percentage (350 ranked)	3	1	39.3	South Dakota St.	44.9	Virginia Tech	39.3
Total 3-point FGM (350 ranked)	15	1	315	Furman	401	Virginia Tech	315
Total Assists (350 ranked)	29	2	504	Arizona	677	Duke	575
Total Blocks (350 ranked)	123	9	112	Auburn	254	Duke	188
Total Rebounds (350 ranked)	148	8	1,127	Arizona	1,406	North Carolina	1,312
Total Rebounds Per Game (350 ranked)	308	13	32.20	Buffalo	42.43	North Carolina	39.76
Total Steals (350 ranked)	227	11	188	LSU	366	Miami (FL)	288
Turnover Margin (347 ranked)	100	4	1.2	Abilene Christian	9.0	Miami (FL)	4.2
Turnovers Forced (350 ranked)	240	7	12.00	Abilene Christian	21.48	Florida St.	14.45
Turnovers Per Game (350 ranked)	37	7	10.8	Wisconsin	8.5	Miami (FL)	9.6
Won-Lost Percentage (350 ranked)	83	6	65.7	Murray St.	93.8	Duke	82.4

GAMES STARTED

	Streak	21-22	Career	ACC
Hunter Cattoor	35	35	40	23
David N'Guessan	-	-	-	-
Sean Pedulla	-	-	-	-
Nahiem Alleyne	55	35	83	48
Storm Murphy	118*	35	155	20
Camden Johnson	-	-	-	-
Jalen Haynes	-	-	-	-
Darius Maddox	-	-	-	-
Ben Varga	-	-	-	-
Lynn Kidd	-	-	-	-
John Ojiako	-	-	2	2
Keve Aluma	65^	35	93	33
Justyn Mutts	56	35	106	33

* 83 games at Wofford
^ 8 games at Wofford



NON-CONFERENCE BREAKDOWN

Team	NET	Result
Maine	358	W, 82-47
at Navy	51	W, 77-57
Radford	249	W, 65-39
St. Francis (Pa.)	200	W, 85-55
Merrimack	243	W, 72-43
vs. #9/10 Memphis	65	L, 69-61
vs. #25/RV Xavier	30	L, 59-58
at Maryland	155	W, 62-58
Cornell	99	W, 93-60
at Dayton	95	L, 62-57
vs. St. Bonaventure	83	W, 86-49



Keve Aluma has notched a team-best 14 double-doubles over the last two seasons.

SEASON BREAKDOWN

TECH'S RECORD WHEN...

	2021-22
Overall	23-12
ACC	11-9
At home	11-4
On the road	7-6
At neutral sites	5-2
After a win	15-7
After a loss	7-5
In overtime	0-0
vs. ranked opponents	2-3
Winning the opening tip	15-6
Losing the opening tip	8-6
Decided by 1-4 points or OT	5-4
Decided by 5-10 points	4-6
Decided by 11-20 points	6-2
Decided by 21+ points	8-0
Leading at half	19-4
Tied at half	0-0
Trailing at half	4-8
VT shoots 50% or better	14-1
VT shoots 40-49.9%	6-7
VT shoots less than 40%	3-4
VT out-shoots opponent	21-2
Opp. out-shoots VT	2-10
Opp. shoots 40% or better	12-10
Opp. shoots less than 40%	11-2
VT out-rebounds opponent	16-2
Opp. out-rebounds VT	6-10
Rebounds are tied	1-0
VT has more FT attempts	14-4
Opp. has more FT attempts	7-8
VT makes more 3-pointers	19-6
Opp. makes more 3-pointers	3-5
VT wins turnover battle	16-6
Opp. wins turnover battle	7-6
Turnovers are tied	0-0
VT scores 100+	0-0
VT scores 90-99 points	1-0
VT scores 80-89 points	7-0
VT scores 70-79 points	10-1
VT scores 60-69 points	5-6
VT scores 50-59 points	0-5
VT scores < 50 points	0-0
Opp. scores > 99 points	0-0
Opp. scores 90-99 points	0-0
Opp. scores 80-89 points	1-1
Opp. scores 70-79 points	5-3
Opp. scores 60-69 points	3-6
Opp. scores 50-59 points	8-2
Opp. scores < 50 points	6-0
Playing on Monday	3-1
Playing on Tuesday	2-1
Playing on Wednesday	6-4
Playing on Thursday	2-0
Playing on Friday	3-1
Playing on Saturday	6-4
Playing on Sunday	1-1
In November	5-2
In December	3-3
In January	3-5
In February	7-1
In March	5-1
Playing during the day	4-5
Playing at night	19-7
Wearing White	8-4
Wearing Maroon	6-3
Wearing Orange	6-4
Wearing Gray	3-1

STARTING LINEUPS

W/L 23-12 Murphy, Cattoor, Alleyne, Mutts, Aluma

Margin of Victory/Defeat

	1	2	3	4	5	6	7	8	9	10	11-19	20+
Wins	2	-	1	2	1	1	1	-	1	-	5	9
Losses	1	1	1	1	3	-	-	2	-	1	2	-

Most First Half Points

Virginia Tech 49 at Pitt (2/5/22)
Opponents 40 vs. Notre Dame (1/15/22)

Most Second Half Points

Virginia Tech 51 vs. Saint Francis (11/18/21)
Opponents 49 (2x) vs. Notre Dame (3/10/22)

Fewest First Half Points

Virginia Tech 22 at Dayton (12/12/21)
Opponents 17, vs. Pitt (2/7/22)

Fewest Second Half Points

Virginia Tech 23 vs. Clemson (3/9/22)
Opponents 21 vs. Radford (11/15/21)

Largest Halftime Lead

Virginia Tech 27 at Pitt (2/5/22)
Opponents 8 (3x), vs. UNC (2/19/22)

Largest Margin of Victory

Virginia Tech 37 vs. St. Bonaventure (12/17/21)
Opponents 19 vs. Wake Forest (11/24/21)

MISCELLANEOUS

How 1st Points Were Scored

Layup	5
3FG	18
Jumper	8
Dunk	-
Free Throw	4
Tip-in	-

Rebounds Leader

Nahiem Alleyne	1
Keve Aluma	13
Hunter Cattoor	2
Darius Maddox	1
Justyn Mutts	19
David N'Guessan	2

Blocks Leader

Keve Aluma	14
Hunter Cattoor	3
Darius Maddox	2
Justyn Mutts	16
David N'Guessan	10
John Ojiako	2

15+ Rebounds

-

20+ Rebounds

-

5+ Assists

Keve Aluma	2
Hunter Cattoor	3
Storm Murphy	5
Justyn Mutts	8
Sean Pedulla	1

10+ Assists

Justyn Mutts 1

5+ Steals

Justyn Mutts 1

5+ Blocks

-

Double-Doubles

Keve Aluma 8
Justyn Mutts 4

Triple-Doubles

Justyn Mutts 1

Scored VT's 1st Points

Nahiem Alleyne	10
Keve Aluma	8
Hunter Cattoor	7
Storm Murphy	4
Justyn Mutts	6

Assists Leader

Nahiem Alleyne	4
Keve Aluma	5
Hunter Cattoor	7
Storm Murphy	14
Justyn Mutts	13
Sean Pedulla	3

10+ Points

Nahiem Alleyne	17
Keve Aluma	30
Hunter Cattoor	16
Darius Maddox	8
Storm Murphy	11
Justyn Mutts	17
David N'Guessan	2
Sean Pedulla	4

First Off VT Bench

Darius Maddox	22
David N'Guessan	23
John Ojiako	5
Sean Pedulla	12

Steals Leader

Nahiem Alleyne	6
Keve Aluma	7
Hunter Cattoor	17
Darius Maddox	3
Storm Murphy	3
Justyn Mutts	14
David N'Guessan	3
Sean Pedulla	3

20+ Points

Nahiem Alleyne	2
Keve Aluma	9
Hunter Cattoor	3
Darius Maddox	1
Storm Murphy	1
Justyn Mutts	2
Sean Pedulla	1

Points Leader

Nahiem Alleyne	5
Keve Aluma	21
Hunter Cattoor	5
Darius Maddox	2
Storm Murphy	3
Justyn Mutts	4
David N'Guessan	1

30+ Points

Hunter Cattoor 1

10+ Rebounds

Keve Aluma	8
Justyn Mutts	9


THE LAST TIME

LAST TIME VIRGINIA TECH...

Scored 100+ points and won	100-64, vs. Delaware State, 11/20/19
Scored 100+ points and lost	100-104 (2OT), vs. Maryland, 2/27/10
Played in OT	76-75 (OT), vs. Clemson, 3/9/22
Played in consecutive OTs	82-77 (OT), vs. UAB, 11/28/15; 79-81 (OT), vs. Northwestern, 12/1/15
Played in 2OT	79-77 (2OT), vs. North Carolina, 1/22/20
Played in 3OT	95-102 (3OT), vs. Miami (Fla.), 1/19/20
Scored 100+ points	100-64, vs. Delaware State, 11/20/19
Scored 90-99 points	93-60, vs. Cornell, 12/8/21
Scored 80-89 points	82-67, vs. No. 7 Duke, 3/12/22
Scored 70-79 points	72-59, vs. #25 North Carolina, 3/11/22
Scored 60-69 points	62-58, at Georgia Tech, 2/23/22
Scored 50-59 points	59-63, at Clemson, 3/5/22
Scored 40-49 points	47-24, at No. 23 NC State, 2/2/19
Scored 30-39 points	39-65, at No. 19 Virginia, 1/4/20
Scored 20-29 points	27-40, at McGuire Hospital, 2/2/46
Scored 10-19 points	16-45, at Virginia, 1/30/39
Scored less than 10 points	9-29, vs. North Carolina, 1/12/35
Allowed 100+ points	95-102 (3OT), vs. Miami (Fla.), 1/19/20
Allowed 90-99 points	77-90, vs. BYU, 11/27/19
Allowed 80-89 points	87-80, vs. Notre Dame, 3/10/22
Allowed 70-79 points	76-75 (OT), vs. Clemson, 3/9/22
Allowed 60-69 points	82-67, vs. No. 7 Duke, 3/12/22
Allowed 50-59 points	72-59, vs. No. 25 North Carolina, 3/11/22
Allowed 40-49 points	75-43, vs. Louisville, 3/1/22
Allowed 30-39 points	65-39, vs. Radford, 11/15/21
Allowed 20-29 points	47-24, at No. 23/22 NC State, 2/2/19
Allowed 10-19 points	60-19, vs. Lynchburg, 1/9/46
Allowed less than 10 points	28-9, vs. Hampden-Sydney, 1/17/23
Scored at least 60 points in a half	66, 2nd Half, vs. The Citadel, 11/12/17
Largest margin of victory	83 points, vs. Randolph-Macon (87-4), 1/10/1911
Largest margin of victory in ACC	38 points, vs. Wake Forest (84-46), 2/27/21
Defeated a ranked opponent on the road	47-24, at No. 23/22 NC State, 2/2/19
Defeated a ranked opponent at home	65-51, vs. No. 8 Virginia, 1/30/21
Defeated a ranked opponent on a neutral court	82-67, vs. No. 7 Duke, 3/12/22
Defeated a defending national champion	65-51, vs. No. 8 Virginia, 1/30/21
Held opponent without a double-figure scorer	65-39, vs. Radford, 11/15/21
Failed to have a double-figure scorer	41-57, vs. Temple, 2/25/96
Had 6 or more players score in double figures	vs. Cornell, 12/8/21
Had 7 or more players score in double figures	vs. Cornell, 12/8/21
Did not make a 3FG	at Providence, 2/1/03
Opponent did not make a 3FG	vs. Virginia, 2/14/22
Did not shoot a FT in the first half	vs. No. 3 Villanova, 11/28/20
Did not shoot a FT in the second half	vs. Virginia, 12/5/10
Opponent did not shoot a FT	vs. Merrimack, 11/21/21
Held an opponent under 10 points in a half	9 points, vs. Eastern Michigan (1H), 12/22/11
Held an opponent under 20 points in a half	17 points, vs. Pitt (1H), 2/7/22
Had double-figure blocked shots	10, 84-46, vs. Wake Forest, 2/27/21
Came back from a double-figure deficit to win	10 points, vs. Notre Dame, 1/15/22
Lost a double-digit lead	11 points, at Boston College, 1/22/22
Led by 20 or more points at halftime	27 points, at Pitt, 2/5/22
Had 20-29 assists in a game	21, at Miami, 2/26/22
Had 30 or more assists	36, vs. The Citadel, 11/12/17
Held a team under 20 percent from the floor	16.7%, at No. 23/22 NC State, 2/2/19
Held a team under three made FGs in a half	2 FG, vs. Notre Dame, 1/10/21
Won an ACC Tournament Championship	82-67, vs. No. 7 Duke, 3/12/22
Won an NCAA Tournament game	67-58, vs. Liberty, 3/24/19

WHAT'S A HOKIE?

The answer leads all the way back to 1896 when Virginia Agricultural and Mechanical College changed its name to Virginia Polytechnic Institute. With the change came the necessity for writing a new cheer and a contest for such a purpose was held by the student body.



Senior O.M. Stull won first prize for his "Hokie" yell which is still used today. Later, when asked if "Hokie" had any special meaning, Stull explained the word was solely the product of his imagination and was used only as an attention-getter for his yell. It soon became a nickname for all Tech teams and for those people loyal to Tech athletics.

The official university school colors - Chicago Maroon and Burnt Orange - also were introduced in 1896. The colors were chosen by a committee because they made a 'unique combination' not worn elsewhere at the time. The official definition of "Hokie" is "a loyal Virginia Tech Fan."



OUR NAME

When referring to our name, we ask that you use Virginia Tech, Hokies or Tech - and not 'Vah Tech.' Thank you!

THE LAST TIME

LAST TIME A VIRGINIA TECH PLAYER...

Recorded a double-double	Keve Aluma (19 pts./10 rebs), vs. No. 7 Duke, 3/12/22
Recorded a triple-double	Justyn Mutts (12 pts./14 rebs./11 ast.), vs. Syracuse, 2/12/22
Two Tech players recorded double-doubles in same game	Keve Aluma (14 pts./12 rebs.) & Justyn Mutts (14 pts./11 rebs.), at Notre Dame, 1/27/21
Two Tech players recorded double-doubles in consecutive games	vs. North Carolina (ACC Tournament), 3/13/09; vs. Duquesne (NIT), 3/18/09
Had five or more steals	Justyn Mutts (5), at Pitt, 2/5/22
Had 10 or more assists in a game	Justyn Mutts (11), vs. Syracuse, 2/12/22
Had 20 or more rebounds in a game	Jeff Allen (21), vs. Longwood, 12/14/08
Two Tech players with double-figure rebounds	Keve Aluma (10) and Justyn Mutts (10), vs. Clemson, 3/9/22
Two Tech players had five or more assists	Keve Aluma (7) & Storm Murphy (6), vs. No. 7 Duke, 3/12/22
Three Tech players had five or more assists	Chris Clarke (10), Justin Robinson (6) & Seth Allen (6), vs. The Citadel, 12/17/16
Four Tech players had five or more assists	Kerry Blackshear Jr. (8), Devin Wilson (7), Justin Robinson (7) & Chris Clarke (5), vs. The Citadel, 1/30/21
Three Tech players made five or more 3FG	Nahiem Alleyne (5), Jalen Cone (5) & Isaiah Wilkins (5), vs. Delaware State, 11/20/19
Eight or more Tech players made a 3FG	8 players, at Pitt, 2/5/22
Two Tech players scored 20 or more points	Hunter Cattoor (27) & Sean Pedulla (20), at Florida State, 1/29/22
Three Tech players scored 20 or more points	Nickeil Alexander-Walker (25), Ahmed Hill (23) & Justin Robinson (23), vs. No. 23 Purdue, 11/18/18
Two Tech players scored 20 or more points in consecutive games	Nickeil Alexander-Walker & Kerry Blackshear Jr., 11/10/17 & 11/12/17
Tech freshman scored 20 or more points in a game	Sean Pedulla (20), at Florida State, 1/29/22
Three Tech freshmen scored in double figures in a game	Hunter Cattoor (14), Jalen Cone (11) & Lander Nolley II (10), vs. North Carolina, 3/10/20
Four Tech freshmen scored in double figures in a game	Lander Nolley II (21), Tyrece Radford (21), Jalen Cone (15) & Nahiem Alleyne (10), at Wake Forest, 1/14/20
Tech player scored 30-39 points in a game	Keve Aluma (30), at Pittsburgh, 2/3/21
Tech player scored 40-49 points in a game	Dorenzo Hudson (41), vs. Seton Hall, 1/2/10
Tech player scored 50+ points in a game	Bimbo Coles (51), vs. Southern Miss, 2/6/88
Tech player had consecutive double-doubles	Keve Aluma, 2/23/22, 2/26/22
Tech player had three consecutive double-doubles	Keve Aluma, 1/27/21, 1/30/21, 2/3/21
Tech freshman had consecutive double-doubles	Kerry Blackshear Jr., 12/13/15, 12/19/15
Tech allowed a triple-double	Dennis Smith Jr. (27 pts./11 rebs./11 ast.), at NC State, 1/4/17
Tech had a walk-on score double figures	Christian Beyer (13), vs. Alabama A&M, 12/14/14




NAW IN YEAR 3

- Nickeil Alexander-Walker left his mark on Virginia Tech and is working on making a name for himself at the next level in the NBA.
- A first-round draft pick in 2019, the Toronto native played in 46 games last season for the New Orleans Pelicans, averaging 21.9 minutes per game and 11 points per game.
- It was a roller coaster to begin the month of February for Nickeil, who was traded to Portland, but then was picked up by Utah less than one day later.

J-ROB ENDS RUN WITH THE PISTONS

- Justin Robinson signed a 10-day contract with the Detroit Pistons on Dec. 28, 2021.
- The Manassas, Virginia native dropped in eight points on 3-of-7 shooting against the San Antonio Spurs on Jan. 1, 2022.
- He dialed up a season-high nine points on 3-of-9 shooting in a 140-111 loss at the Charlotte Hornets on Jan. 5.





MIKE YOUNG

Head Coach | Third Season at Virginia Tech

2020-21 ACC Coach of the Year

CAREER RECORDS

Overall Record	353-279
Conference Games	202-150
Non-Conference Games	147-129
Conference Tournament	24-14
NCAA Tournament	1-6
Overtime Games	20-16
One-Point Games	12-14
vs. AP Top 25	7-24

VS. CURRENT ACC HEAD COACHES

Coach	All	VT	Wofford
Earl Grant	0-1	0-1	-
Brad Brownell	4-3	4-1	0-2
Mike Krzyzewski	2-5	2-3	0-2
Leonard Hamilton	1-1	1-1	-
Josh Pastner	3-3	2-2	1-1
Mike Pegues	1-0	1-0	-
Jim Larrañaga	4-4	3-3	1-1
Kevin Keatts	2-1	2-1	-
Hubert Davis	1-2	1-2	-
Mike Brey	4-2	4-1	0-1
Jeff Capel III	3-1	3-1	-
Jim Boeheim	2-2	2-2	-
Tony Bennett	2-4	2-3	0-1
Steve Forbes	8-4	2-1	6-3
Total	37-33	29-22	8-11

vs. Coach Young

Earl Grant	1-0 at BC
Brad Brownell	3-4 at Clemson
Mike Krzyzewski	5-2 at Duke
Leonard Hamilton	1-1 at Florida State
Josh Pastner	3-3 at Georgia Tech
Mike Pegues	0-1 at Louisville
Jim Larrañaga	0-1 at GMU; 4-3 at Miami
Kevin Keatts	1-2 at NC State
Hubert Davis	2-1 at UNC
Mike Brey	2-4 at Notre Dame
Jeff Capel III	1-3 at Pitt
Jim Boeheim	2-2 at Syracuse
Tony Bennett	4-2 at UVA
Steve Forbes	3-6 at ETSU; 1-2 at Wake

▶ COACH YOUNG: CAREER BREAKDOWN

Season	School	Overall	Conference	Finish	Postseason	Ranking	RPI/NET
2002-03	Wofford	14-15 .483	8-8 .500	T6th	-	-/-	219
2003-04	Wofford	9-20 .310	4-12 .250	T10th	-	-/-	273
2004-05	Wofford	14-14 .500	7-9 .438	8th	-	-/-	225
2005-06	Wofford	11-18 .379	6-9 .400	9th	-	-/-	287
2006-07	Wofford	10-20 .333	5-13 .278	T9th	-	-/-	295
2007-08	Wofford	16-16 .500	8-12 .400	8th	-	-/-	191
2008-09	Wofford	16-14 .533	12-8 .600	4th	-	-/-	177
2009-10	Wofford	26-9 .743	15-3 .833	1st	NCAA First Round	-/-	73
2010-11	Wofford	21-13 .618	14-4 .778	T1st	NCAA First Round	-/-	105
2011-12	Wofford	19-14 .576	12-6 .667	T2nd	CBI	-/-	178
2012-13	Wofford	13-19 .406	7-11 .389	T8th	-	-/-	253
2013-14	Wofford	20-13 .606	11-5 .688	T3rd	NCAA First Round	-/-	152
2014-15	Wofford	28-7 .800	16-2 .889	1st	NCAA First Round	RV/-	49
2015-16	Wofford	15-17 .469	11-7 .611	T3rd	-	-/-	202
2016-17	Wofford	16-17 .485	10-8 .556	T4th	-	-/-	189
2017-18	Wofford	21-13 .618	11-7 .611	T4th	CIT	-/-	141
2018-19	Wofford	30-5 .857	18-0 1.000	1st	NCAA Second Round	19/18	14
Totals	17 Seasons	299-244 .551	175-124 .585				
2019-20	Virginia Tech	16-16 .500	7-13 .350	T10th	-	-/-	92
2020-21	Virginia Tech	15-7 .682	9-4 .692	3rd	NCAA First Round	25/RV	51
2021-22	Virginia Tech	23-12 .657	11-9 .550	7th	NCAA Tournament	RV/24	27
Totals	3 Seasons	54-35 .607	27-26 .509				
Overall	20 Seasons	353-279 .559	202-150 .574				

▶ THE YOUNG FILE

Born	5/1/1963
Hometown	Radford, Virginia
Wife	Margaret
Children	Cooper, Davis
Education	Emory & Henry, 1986
Joined Tech Staff	4/7/2019
Years as College Head Coach	20
Years as College Coach	35

Coaching Career

1986-88	Assistant Coach, Emory & Henry
1988-89	Assistant Coach, Radford
1989-02	Assistant Coach, Wofford
2002-19	Head Coach, Wofford
2019-pr.	Head Coach, Virginia Tech

▶ ACCOMPLISHMENTS

Seven NCAA Tournaments

2022, 2021, 2019, 2015, 2014, 2011, 2010

One ACC Tournament Championship

2022

Five SoCon Tournament Championships

2019, 2015, 2014, 2011, 2010

Four SoCon Regular-Season Titles

2019, 2015, 2011, 2010

Two-time National Coach of the Year

2019 (Sporting News), 2010 (Hugh Durham)

Three AP All-America Selections

Fletcher Magee (2018-19), Karl Cochran (2014-15), Noah Dahlman (2009-10)

10 CAMDEN JOHNSON

FRESHMAN Guard | 6-1 | 175 | Business, Undecided
Waxhaw, North Carolina | Metrolina Christian Academy



SEASON/CAREER BESTS

POINTS

Season 3 vs. Merrimack (11/21/21)
Career 3 vs. Merrimack (11/21/21)

REBOUNDS

Season 1 (2x), last vs. Pitt (2/7/22)
Career 1 (2x), last vs. Pitt (2/7/22)

ASSISTS

Season 1 vs. Saint Francis (11/18/21)
Career 1 vs. Saint Francis (11/18/21)

BLOCKS

Season -
Career -

STEALS

Season 1 (2x), last vs. Louisville (3/1/22)
Career 1 (2x), last vs. Louisville (3/1/22)

MINUTES

Season 3 (2x), last vs. St. Bona. (12/17/21)
Career 3 (2x), last vs. St. Bona. (12/17/21)

FIELD GOALS MADE

Season 1 vs. Merrimack (11/21/21)
Career 1 vs. Merrimack (11/21/21)

FIELD GOALS ATTEMPTED

Season 1 (3x), last vs. Louisville (3/1/22)
Career 1 (3x), last vs. Louisville (3/1/22)

3-PT. FIELD GOALS MADE

Season 1 vs. Merrimack (11/21/21)
Career 1 vs. Merrimack (11/21/21)

3-PT. FIELD GOALS ATTEMPTED

Season 1 (2x), last vs. St. Bona. (12/17/21)
Career 1 (2x), last vs. St. Bona. (12/17/21)

FREE THROWS MADE

Season -
Career -

FREE THROWS ATTEMPTED

Season -
Career -

CAREER STATS

	GP-GS	MIN	AVG	FG-FGA	FG%	3FG-FGA	3FG%	FT-FTA	FT%	OFF-DEF-TOT	AVG	PF-FO	AST	TO	BLK	STL	PTS	AVG
2021-22	10-0	17	1.7	1-3	.333	1-2	.500	0-0	.000	0-2-2	0.2	1-0	1	0	0	2	3	0.3
TOTAL	10-0	17	1.7	1-3	.333	1-2	.500	0-0	.000	0-2-2	0.2	1-0	1	0	0	2	3	0.3

- Recruited as a preferred walk-on.
- Averaged 14 points, 6.6 rebounds, 3.2 assists and 2.3 steals per game his senior season at Metrolina.
- Parents, Joey and Cindy Johnson, both attended Virginia Tech.

2021-22 GAME-BY-GAME STATS

OPPONENT	DATE	ST	MIN	FG-FGA	PCT	3FG-FGA	PCT	FT-FTA	PCT	OFF	DEF	TOT	PF	A	T/O	BLK	STL	PTS
Maine	11/9/21		2	0-0	.000	0-0	.000	0-0	.000	0	0	0	0	0	0	0	0	0
at Navy	11/12/21																	
Radford	11/15/21		1	0-0	.000	0-0	.000	0-0	.000	0	0	0	0	0	0	0	0	0
St. Francis (Pa.)	11/18/21		3	0-0	.000	0-0	.000	0-0	.000	0	0	0	0	1	0	0	0	0
Merrimack	11/21/21		2	1-1	1.000	1-1	1.000	0-0	.000	0	1	1	0	0	0	0	1	3
vs. Memphis	11/24/21																	
vs. Xavier	11/26/21																	
at Maryland	12/1/21																	
Wake Forest	12/4/21																	
Cornell	12/8/21		2	0-0	.000	0-0	.000	0-0	.000	0	0	0	0	0	0	0	0	0
at Dayton	12/12/21																	
vs. St. Bonaventure	12/17/21		3	0-1	.000	0-1	.000	0-0	.000	0	0	0	1	0	0	0	0	0
at Duke	12/22/21																	
NC State	1/4/22																	
at Virginia	1/12/22																	
Notre Dame	1/15/22																	
at NC State	1/19/22																	
at Boston College	1/22/22																	
at North Carolina	1/24/22																	
Miami	1/26/22																	
at Florida State	1/29/22																	
Georgia Tech	2/2/22																	
at Pittsburgh	2/5/22																	
Pittsburgh	2/7/22		1	0-0	.000	0-0	.000	0-0	.000	0	1	1	0	0	0	0	0	0
Syracuse	2/12/22																	
Virginia	2/14/22																	
North Carolina	2/19/22																	
at Georgia Tech	2/23/22																	
at Miami	2/26/22																	
Louisville	3/1/22		1	0-1	.000	0-0	.000	0-0	.000	0	0	0	0	0	0	0	1	0
at Clemson	3/5/22																	
vs. Clemson	3/9/22																	
vs. Notre Dame	3/10/22																	
vs. North Carolina	3/11/22		1	0-0	.000	0-0	.000	0-0	.000	0	0	0	0	0	0	0	0	0
vs. Duke	3/12/22		1	0-0	.000	0-0	.000	0-0	.000	0	0	0	0	0	0	0	0	0
vs. Texas	3/18/22																	

PRODUCTION TRACKER

	This Season
Scored 5+ Points	-
Scored 10+ Points	-
Made Multiple 3FGs	-
Made 3+ 3FGs	-
Led Tech in 3FGM	-
Shot over 40% from 3	1
Played 5+ Minutes	-
Had Multiple Assists	-
Had Multiple Steals	-



11 JALEN HAYNES

FRESHMAN Forward | 6-8 | 250 | Human Development
Ft. Lauderdale, Florida | Montverde Academy



SEASON/CAREER BESTS

POINTS

Season 4 vs. Saint Francis (11/18/21)
Career 4 vs. Saint Francis (11/18/21)

REBOUNDS

Season 2 vs. Radford (11/15/21)
Career 2 vs. Radford (11/15/21)

ASSISTS

Season -
Career -

BLOCKS

Season -
Career -

STEALS

Season -
Career -

MINUTES

Season 5 vs. Maine (11/9/21)
Career 5 vs. Maine (11/9/21)

FIELD GOALS MADE

Season 2 vs. Saint Francis (11/18/21)
Career 2 vs. Saint Francis (11/18/21)

FIELD GOALS ATTEMPTED

Season 3 vs. Radford (11/15/21)
Career 3 vs. Radford (11/15/21)

3-PT. FIELD GOALS MADE

Season -
Career -

3-PT. FIELD GOALS ATTEMPTED

Season -
Career -

FREE THROWS MADE

Season 1 vs. St. Bonaventure (12/17/21)
Career 1 vs. St. Bonaventure (12/17/21)

FREE THROWS ATTEMPTED

Season 2 vs. St. Bonaventure (12/17/21)
Career 2 vs. St. Bonaventure (12/17/21)

CAREER STATS

	GP-GS	MIN	AVG	FG-FGA	FG%	3FG-FGA	3FG%	FT-FTA	FT%	OFF-DEF-TOT	AVG	PF-FO	AST	TO	BLK	STL	PTS	AVG
2021-22	9-0	25	2.8	3-7	.429	0-0	.000	1-3	.333	3-2-5	0.6	2-0	0	2	0	0	7	0.8
TOTAL	9-0	25	2.8	3-7	.429	0-0	.000	1-3	.333	3-2-5	0.6	2-0	0	2	0	0	7	0.8

- Played a postgraduate season at Montverde Academy during the 2020-21 season for head coach Ben Wisniewski; averaged 20.2 points and 10.6 rebounds. *First name pronounced: JAY-lin*
- Before Montverde, played at Dillard High School for legendary head coach Darryl Burrows.
- At Dillard in 2019-20, averaged 18 points, 10 rebounds and two blocks, while leading the Panthers to a 24-8 record and to the state title game.
- Three-star recruit by 247Sports.
- Chose the Hokies over Mississippi State, Boston College and UCF.

2021-22 GAME-BY-GAME STATS

OPPONENT	DATE	ST	MIN	FG-FGA	PCT	3FG-FGA	PCT	FT-FTA	PCT	OFF	DEF	TOT	PF	A	T/O	BLK	STL	PTS
Maine	11/9/21		5	0-0	.000	0-0	.000	0-1	.000	0	0	0	1	0	0	0	0	0
at Navy	11/12/21		1	0-0	.000	0-0	.000	0-0	.000	0	0	0	0	0	0	0	0	0
Radford	11/15/21		4	0-3	.000	0-0	.000	0-0	.000	1	1	2	0	0	0	0	0	0
St. Francis (Pa.)	11/18/21		3	2-2	1.000	0-0	.000	0-0	.000	1	0	1	0	0	0	0	0	4
Merrimack	11/21/21		2	0-0	.000	0-0	.000	0-0	.000	0	0	0	0	0	1	0	0	0
vs. Memphis	11/24/21								DNP									
vs. Xavier	11/26/21								DNP									
at Maryland	12/1/21								DNP									
Wake Forest	12/4/21								DNP									
Cornell	12/8/21		2	0-1	.000	0-0	.000	0-0	.000	0	0	0	0	0	0	0	0	0
at Dayton	12/12/21								DNP									
vs. St. Bonaventure	12/17/21		5	1-1	1.000	0-0	.000	1-2	.500	1	0	1	0	0	1	0	0	3
at Duke	12/22/21								DNP									
NC State	1/4/22								DNP									
at Virginia	1/12/22								DNP									
Notre Dame	1/15/22								DNP									
at NC State	1/19/22								DNP									
at Boston College	1/22/22								DNP									
at North Carolina	1/24/22		1	0-0	.000	0-0	.000	0-0	.000	0	0	0	1	0	0	0	0	0
Miami	1/26/22								DNP									
at Florida State	1/29/22								DNP									
Georgia Tech	2/2/22								DNP									
at Pittsburgh	2/5/22								DNP									
Pittsburgh	2/7/22		2	0-0	.000	0-0	.000	0-0	.000	0	1	1	0	0	0	0	0	0
Syracuse	2/12/22								DNP									
Virginia	2/14/22								DNP									
North Carolina	2/19/22								DNP									
at Georgia Tech	2/23/22								DNP									
at Miami	2/26/22								DNP									
Louisville	3/1/22								DNP									
at Clemson	3/5/22								DNP									
vs. Clemson	3/9/22								DNP									
vs. Notre Dame	3/10/22								DNP									
vs. North Carolina	3/11/22								DNP									
vs. Duke	3/12/22								DNP									
vs. Texas	3/18/22								DNP									

PRODUCTION TRACKER

	This Season
Scored 10+ Points	-
Had 5+ Rebounds	-
Had Multiple Blocks	-
Led Tech in Blocks	-
Had Multiple Steals	-
Shot over 50% from the floor	2
Played 10+ Minutes	-
Shot 5+ Free Throws	-
Had Multiple Dunks	-



14 BEN VARGA

FRESHMAN Guard | 5-10 | 170 | Business, Undecided
Louisville, Kentucky | St. Xavier



SEASON/CAREER BESTS

POINTS

Season 3 vs. Merrimack (11/21/21)
Career 3 vs. Merrimack (11/21/21)

REBOUNDS

Season -
Career -

ASSISTS

Season 1 vs. Pitt (2/7/22)
Career 1 vs. Pitt (2/7/22)

BLOCKS

Season -
Career -

STEALS

Season -
Career -

MINUTES

Season 3 (2x), last vs. Pitt (2/7/22)
Career 3 (2x), last vs. Pitt (2/7/22)

FIELD GOALS MADE

Season 1 vs. Merrimack (11/21/21)
Career 1 vs. Merrimack (11/21/21)

FIELD GOALS ATTEMPTED

Season 2 (3x), last vs. Duke (3/12/22)
Career 2 (3x), last vs. Duke (3/12/22)

3-PT. FIELD GOALS MADE

Season 1 vs. Merrimack (11/21/21)
Career 1 vs. Merrimack (11/21/21)

3-PT. FIELD GOALS ATTEMPTED

Season 2 vs. Merrimack (11/21/21)
Career 2 vs. Merrimack (11/21/21)

FREE THROWS MADE

Season -
Career -

FREE THROWS ATTEMPTED

Season -
Career -

CAREER STATS

	GP-GS	MIN	AVG	FG-FGA	FG%	3FG-FGA	3FG%	FT-FTA	FT%	OFF-DEF-TOT	AVG	PF-FO	AST	TO	BLK	STL	PTS	AVG
2021-22	9-0	16	1.8	1-8	.125	1-6	.167	0-0	.000	0-0-0	0.0	1-0	1	0	0	0	3	0.3
TOTAL	9-0	16	1.8	1-8	.125	1-6	.167	0-0	.000	0-0-0	0.0	1-0	1	0	0	0	3	0.3

- Recruited as a preferred walk-on.
- Played four years at St. Xavier High School for head coach Kevin Klein.
- Holds school record for career 3-pointers made, school record for 3-pointers made in a game and school record for 3-pointers made in a season.
- Led Kentucky in 3-pointers his senior year - averaged 18 ppg and four 3-pointers per game.
- Dad played tennis at the University of Kentucky.

Last name pronounced: VAR-guh

2021-22 GAME-BY-GAME STATS

OPPONENT	DATE	ST	MIN	FG-FGA	PCT	3FG-FGA	PCT	FT-FTA	PCT	OFF	DEF	TOT	PF	A	T/O	BLK	STL	PTS
Maine	11/9/21		2	0-0	.000	0-0	.000	0-0	.000	0	0	0	0	0	0	0	0	0
at Navy	11/12/21								DNP									
Radford	11/15/21		1	0-0	.000	0-0	.000	0-0	.000	0	0	0	0	0	0	0	0	0
St. Francis (Pa.)	11/18/21								DNP									
Merrimack	11/21/21		2	1-2	.500	1-2	.500	0-0	.000	0	0	0	0	0	0	0	0	3
vs. Memphis	11/24/21								DNP									
vs. Xavier	11/26/21								DNP									
at Maryland	12/1/21								DNP									
Wake Forest	12/4/21								DNP									
Cornell	12/8/21		2	0-1	.000	0-1	.000	0-0	.000	0	0	0	0	0	0	0	0	0
at Dayton	12/12/21								DNP									
vs. St. Bonaventure	12/17/21		3	0-2	.000	0-1	.000	0-0	.000	0	0	0	0	0	0	0	0	0
at Duke	12/22/21								DNP									
NC State	1/4/22								DNP									
at Virginia	1/12/22								DNP									
Notre Dame	1/15/22								DNP									
at NC State	1/19/22								DNP									
at Boston College	1/22/22								DNP									
at North Carolina	1/24/22								DNP									
Miami	1/26/22								DNP									
at Florida State	1/29/22								DNP									
Georgia Tech	2/2/22								DNP									
at Pittsburgh	2/5/22								DNP									
Pittsburgh	2/7/22		3	0-0	.000	0-0	.000	0-0	.000	0	0	0	0	1	0	0	0	0
Syracuse	2/12/22								DNP									
Virginia	2/14/22								DNP									
North Carolina	2/19/22								DNP									
at Georgia Tech	2/23/22								DNP									
at Miami	2/26/22								DNP									
Louisville	3/1/22		1	0-1	.000	0-1	.000	0-0	.000	0	0	0	1	0	0	0	0	0
at Clemson	3/5/22								DNP									
vs. Clemson	3/9/22								DNP									
vs. Notre Dame	3/10/22								DNP									
vs. North Carolina	3/11/22		1	0-0	.000	0-0	.000	0-0	.000	0	0	0	0	0	0	0	0	0
vs. Duke	3/12/22		1	0-2	.000	0-1	.000	0-0	.000	0	0	0	0	0	0	0	0	0
vs. Texas	3/18/22																	

PRODUCTION TRACKER

	This Season
Scored 5+ Points	-
Scored 10+ Points	-
Made Multiple 3FGs	-
Made 3+ 3FGs	-
Led Tech in 3FGM	-
Shot over 40% from 3	1
Played 5+ Minutes	-
Had Multiple Assists	-
Had Multiple Steals	-



2022 NCAA DIVISION I MEN'S BASKETBALL CHAMPIONSHIP



FIRST ROUND
MARCH 17 & 18

SECOND ROUND
MARCH 19 & 20

ELITE 8
MARCH 26 & 27

NATIONAL SEMIFINALS
APRIL 2

NATIONAL SEMIFINALS
APRIL 2

SWEET 16
MARCH 24 & 25

SECOND ROUND
MARCH 19 & 20

FIRST ROUND
MARCH 17 & 18

FIRST FOUR

16 Texas Southern (18-12) Mar 15
16 Texas A&M CC. (23-11) Mar 15

12 Wyoming (25-8)
12 Indiana (20-13)

Wright St. (21-13) 16
Bryant (22-9) 16

Mar 16 Rutgers (18-13) 11
Mar 16 Notre Dame (22-10) 11

1 Gonzaga (26-3)

16 Georgia St. (18-10)

8 Boise St. (27-7)

9 Memphis (21-10)

5 UConn (23-9)

12 New Mexico St. (26-6)

4 Arkansas (25-8)

13 Vermont (28-5)

6 Alabama (19-13)

11 Rutgers/Notre Dame

3 Texas Tech (25-9)

14 Montana St. (27-7)

7 Michigan St. (22-12)

10 Davidson (27-6)

2 Duke (28-6)

15 CSU Fullerton (21-10)

1 Baylor (26-6)

16 Norfolk St. (24-6)

8 North Carolina (24-9)

9 Marquette (19-12)

5 Saint Mary's (25-7)

12 Wyoming/Indiana

4 UCLA (25-7)

13 Akron (24-9)

6 Texas (21-11)

11 Virginia Tech (23-12)

3 Purdue (27-7)

14 Yale (19-11)

7 Murray St. (30-2)

10 San Francisco (24-9)

2 Kentucky (26-7)

15 St. Peter's (19-11)

Mar 17 Portland

Mar 17 Buffalo

Mar 17 San Diego

Mar 17 Greenville

Mar 17 Fort Worth

Mar 17 Portland

Mar 17 Milwaukee

Mar 17 Indianapolis

Mar 17 San Diego

Mar 17 Pittsburgh

Mar 17 Fort Worth

Mar 17 Buffalo

Mar 17 Milwaukee

Mar 17 Greenville

Mar 17 Kansas

Mar 17 TX Southern/TX A&M CC

Mar 17 San Diego St.

Mar 17 Creighton

Mar 17 Iowa

Mar 17 Richmond

Mar 17 Providence

Mar 17 South Dakota St.

Mar 17 LSU

Mar 18 Iowa St.

Mar 18 Wisconsin

Mar 18 Colgate

Mar 18 USC

Mar 18 Miami

Mar 18 Auburn

Mar 18 Jacksonville St.

Mar 18 San Diego

Mar 18 Pittsburgh

Mar 17 Indianapolis

Mar 17 Pittsburgh

Mar 17 Fort Worth

Mar 17 Buffalo

Mar 17 Milwaukee

Mar 17 Greenville

Mar 17 Kansas

Mar 17 TX Southern/TX A&M CC

Mar 17 San Diego St.

Mar 17 Creighton

Mar 17 Iowa

Mar 17 Richmond

Mar 17 Providence

Mar 17 South Dakota St.

Mar 17 LSU

Mar 18 Iowa St.

Mar 18 Wisconsin

Mar 18 Colgate

Mar 18 USC

Mar 18 Miami

Mar 18 Auburn

Mar 18 Jacksonville St.



SOUTH

NATIONAL CHAMPIONSHIP

APRIL 4

WEST

EAST

MIDWEST

SEMIFINALS



SEMIFINALS



#MARCHMADNESS

Watch the tournament on these networks or online at NCAA.COM/MARCHMADNESS



"ALL TIMES EASTERN"
 *On March 13, the NCAA Division I Men's Basketball Committee will select eight teams to play in the First Four. These games are scheduled for March 18 and 19 in Dayton, Ohio. The four winners will advance to the first round of the tournament on March 20. The four losers will play consolation games on March 21.
 **March 27 and 28 are non-televised dates. Buffalo, Indianapolis, Fort Worth, Portland, Milwaukee, and Greenville are scheduled to play on these dates.
 †March 28 and 29 are non-televised dates. Cleveland, Milwaukee, Pittsburgh, San Diego, and San Francisco are scheduled to play on these dates.
 ‡March 28 and 29 are non-televised dates. Chicago, Indianapolis, and Jacksonville St. are scheduled to play on these dates.
 §2022 National Collegiate Athletic Association. The NCAA occurs on all forms of sports betting.

VIRGINIA TECH MEN'S BASKETBALL

COMBINED TEAM STATS

Game Records

Record	Overall	Home	Away	Neutral
ALL GAMES	23-12	11-4	7-6	5-2
CONFERENCE	11-9	6-4	5-5	0-0
NON-CONFERENCE	12-3	5-0	2-1	5-2

Score by Periods

Team	1st	2nd	OT	TOT
Virginia Tech	1224	1242	10	2476
Opponents	1022	1149	9	2180

Team Box Score

No.	Player	Total			3-Point			F-Throw		Rebounds				PF	DQ	A	TO	BLK	STL	PTS	AVG	
		GP-GS	MIN	AVG	FG-FGA	FG%	3FG-3FGA	3FG%	FT-FTA	FT%	OFF	DEF	TOT									AVG
22	ALUMA, Keve	35-35	1081:39	30.9	213-399	.534	25-75	.333	101-129	.783	72	157	229	6.5	80	1	68	62	32	26	552	15.8
25	MUTTS, Justyn	35-35	1037:30	29.6	143-267	.536	16-47	.340	53-79	.671	82	178	260	7.4	93	0	118	93	34	42	355	10.1
0	CATTOOR, Hunter	35-35	1156:36	33.0	117-271	.432	82-196	.418	33-46	.717	12	130	142	4.1	77	0	72	33	6	38	349	10.0
4	ALLEYNE, Nahiem	35-35	1090:10	31.1	115-302	.381	62-166	.373	50-59	.847	4	95	99	2.8	50	0	53	41	1	24	342	9.8
5	MURPHY, Storm	35-35	942:18	26.9	105-242	.434	53-148	.358	19-26	.731	9	56	65	1.9	51	0	99	56	0	14	282	8.1
13	MADDOX, Darius	35-0	587:59	16.8	80-154	.519	40-77	.519	25-31	.806	16	49	65	1.9	41	0	19	20	8	11	225	6.4
3	PEDULLA, Sean	35-0	444:59	12.7	59-136	.434	31-70	.443	26-30	.867	6	34	40	1.1	52	2	47	31	1	21	175	5.0
1	N'GUESSAN, David	35-0	473:45	13.5	51-105	.486	4-15	.267	23-44	.523	32	66	98	2.8	54	0	24	17	21	10	129	3.7
21	OJIAKO, John	20-0	125:17	6.3	19-32	.594	0-0	.000	9-11	.818	19	19	38	1.9	14	0	2	7	7	0	47	2.4
11	HAYNES, Jalen	9-0	24:32	2.7	3-7	.429	0-0	.000	1-3	.333	3	2	5	0.6	2	0	0	2	0	0	7	0.8
15	KIDD, Lynn	10-0	24:39	2.5	3-8	.375	0-0	.000	1-1	1.000	6	5	11	1.1	0	0	0	3	2	0	7	0.7
14	VARGA, Ben	9-0	17:11	1.9	1-8	.125	1-6	.167	0-0	.000	0	0	0	0.0	1	0	1	0	0	0	3	0.3
10	JOHNSON, Camden	10-0	18:27	1.8	1-3	.333	1-2	.500	0-0	.000	0	2	2	0.2	1	0	1	0	0	2	3	0.3
Team											40	33	73				13					
Total		35	7025		910-1934	.471	315-802	.393	341-459	.743	301	826	1127	32.2	516	3	504	378	112	188	2476	70.7
Opponents		35	7025		804-1876	.429	220-694	.317	352-473	.744	292	770	1062	30.3	513	7	407	420	106	219	2180	62.3

Team Statistics

	HOKIES	OPP
Scoring	2476	2180
Points per game	70.7	62.3
Scoring margin	+8.5	-
Field goals-att	910-1934	804-1876
Field goal pct	.471	.429
3 point fg-att	315-802	220-694
3-point FG pct	.393	.317
3-pt FG made per game	9.0	6.3
Free throws-att	341-459	352-473
Free throw pct	.743	.744
F-Throws made per game	9.7	10.1
Rebounds	1127	1062
Rebounds per game	32.2	30.3
Rebounding margin	+1.9	-
Assists	504	407
Assists per game	14.4	11.6
Turnovers	378	420
Turnovers per game	10.8	12.0
Turnover margin	+1.2	-
Assist/turnover ratio	1.3	1.0
Steals	188	219
Steals per game	5.4	6.3
Blocks	112	106
Blocks per game	3.2	3.0
Winning streak	4	-
Home win streak	1	-
Attendance	114274	131880
Home games-Avg/Game	15-7618	13-10145
Neutral site-Avg/Game	-	7-8676

Team Results

Date	Opponent		Score	Att.
11/09/2021	Maine	W	82-47	6473
11/12/2021	at Navy	W	77-57	4784
11/15/2021	Radford	W	65-39	6835
11/18/2021	Saint Francis (PA)	W	85-55	6437
11/21/2021	Merrimack	W	72-43	4730
11/24/2021	vs Memphis	L	61-69	2804
11/26/2021	vs Xavier	L	58-59	0
12/01/2021	at Maryland	W	62-58	15988
12/04/2021	Wake Forest	L	61-80	8925
12/08/2021	Cornell	W	93-60	6403
12/12/2021	at Dayton	L	57-62	13407
12/17/2021	vs St. Bonaventure	W	86-49	0
12/22/2021	at Duke	L	65-76	9314
01/04/2022	NC State	L	63-68	5148
01/12/2022	at Virginia	L	52-54	13573
01/15/2022	Notre Dame	W	79-73	8925
01/19/2022	at NC State	W	62-59	13286
01/22/2022	at Boston College	L	63-68	4714
01/24/2022	at North Carolina	L	68-78	19357
01/26/2022	Miami (FL)	L	75-78	7086
01/29/2022	at Florida St.	W	85-72	11500
02/02/2022	Georgia Tech	W	81-66	6887
02/05/2022	at Pittsburgh	W	76-71	8533
02/07/2022	Pittsburgh	W	74-47	8925
02/12/2022	Syracuse	W	71-59	8925
02/14/2022	Virginia	W	62-53	9825
02/19/2022	North Carolina	L	57-65	9825
02/23/2022	at Georgia Tech	W	62-58	4150
02/26/2022	at Miami (FL)	W	71-70	5979
03/01/2022	Louisville	W	75-43	8925
03/05/2022	at Clemson	L	59-63	7295
03/09/2022	vs Clemson	Wot	76-75	8174
03/10/2022	vs Notre Dame	W	87-80	15994
03/11/2022	vs North Carolina	W	72-59	15994
03/12/2022	vs Duke	W	82-67	17764

VIRGINIA TECH MEN'S BASKETBALL

COMBINED TEAM STATS (ACC TOURNAMENT)

Game Records

Record	Overall	Home	Away	Neutral
ALL GAMES	4-0	0-0	0-0	4-0
CONFERENCE	0-0	0-0	0-0	0-0
NON-CONFERENCE	4-0	0-0	0-0	4-0

Score by Periods

Team	1st	2nd	OT	TOT
Virginia Tech	159	148	10	317
Opponents	128	144	9	281

Team Box Score

No.	Player	Total			3-Point		F-Throw		Rebounds				PF DQ A TO BLK STL PTS AVG									
		GP-GS	MIN	AVG	FG-FGA	FG%	3FG-3FGA	3FG%	FT-FTA	FT%	OFF	DEF	TOT	AVG	PF	DQ	A	TO	BLK	STL	PTS	AVG
22	ALUMA, Keve	4-4	129:03	32.3	27-49	.551	6-12	.500	16-21	.762	5	21	26	6.5	9	0	13	6	3	2	76	19.0
0	CATTOOR, Hunter	4-4	131:10	32.8	17-33	.515	11-21	.524	4-7	.571	1	13	14	3.5	12	0	6	1	1	6	49	12.3
5	MURPHY, Storm	4-4	114:06	28.5	17-35	.486	9-19	.474	4-5	.800	0	7	7	1.8	4	0	18	7	0	2	47	11.8
13	MADDOX, Darius	4-0	96:48	24.2	15-33	.455	6-13	.462	2-3	.667	4	9	13	3.3	10	0	1	5	0	0	38	9.5
25	MUTTS, Justyn	4-4	122:02	30.5	15-29	.517	1-4	.250	4-10	.400	8	20	28	7.0	13	0	13	9	7	7	35	8.8
3	PEDULLA, Sean	4-0	51:23	12.8	6-18	.333	2-9	.222	13-14	.929	0	6	6	1.5	6	0	3	3	0	3	27	6.8
4	ALLEYNE, Nahiem	4-4	123:53	31.0	10-20	.500	3-10	.300	3-3	1.000	0	9	9	2.3	5	0	3	2	0	2	26	6.5
1	N'GUESSAN, David	4-0	46:07	11.5	5-8	.625	0-0	.000	5-7	.714	5	8	13	3.3	10	0	0	1	0	1	15	3.8
15	KIDD, Lynn	2-0	01:59	1.0	1-1	1.000	0-0	.000	0-0	.000	1	1	2	1.0	0	0	0	0	0	0	2	1.0
21	OJIAKO, John	2-0	04:33	2.3	1-2	.500	0-0	.000	0-0	.000	2	1	3	1.5	1	0	0	0	0	0	2	1.0
14	VARGA, Ben	2-0	01:59	1.0	0-2	.000	0-1	.000	0-0	.000	0	0	0	0.0	0	0	0	0	0	0	0	0.0
10	JOHNSON, Camden	2-0	01:59	1.0	0-0	.000	0-0	.000	0-0	.000	0	0	0	0.0	0	0	0	0	0	0	0	0.0
Team											7	4	11				2					
Total		4	825		114-230	.496	38-89	.427	51-70	.729	33	99	132	33.0	70	0	57	36	11	23	317	79.3
Opponents		4	825		101-220	.459	22-88	.250	57-75	.760	28	92	120	30.0	63	2	54	40	11	19	281	70.3

Team Statistics

	HOKIES	OPP
Scoring	317	281
Points per game	79.3	70.3
Scoring margin	+9.0	-
Field goals-att	114-230	101-220
Field goal pct	.496	.459
3 point fg-att	38-89	22-88
3-point FG pct	.427	.250
3-pt FG made per game	9.5	5.5
Free throws-att	51-70	57-75
Free throw pct	.729	.760
F-Throws made per game	12.8	14.3
Rebounds	132	120
Rebounds per game	33.0	30.0
Rebounding margin	+3.0	-
Assists	57	54
Assists per game	14.3	13.5
Turnovers	36	40
Turnovers per game	9.0	10.0
Turnover margin	+1.0	-
Assist/turnover ratio	1.6	1.4
Steals	23	19
Steals per game	5.8	4.8
Blocks	11	11
Blocks per game	2.8	2.8
Winning streak	4	-
Home win streak	0	-
Attendance	0	0
Home games-Avg/Game	0-0	0-0
Neutral site-Avg/Game	-	4-14482

Team Results

Date	Opponent		Score	Att.
03/09/2022	vs Clemson	Wot	76-75	8174
03/10/2022	vs Notre Dame	W	87-80	15994
03/11/2022	vs North Carolina	W	72-59	15994
03/12/2022	vs Duke	W	82-67	17764

VIRGINIA TECH MEN'S BASKETBALL

TEAM GAME-BY-GAME

Opponent	Date	Score		Total		3-Pointers		Free throws		Rebounds										
				FG-FGA	PCT	3FG-3FGA	PCT	FT-FTA	PCT	OFF	DEF	TOT	AVG	PF	A	TO	BLK	STL	PTS	AVG
Maine	11/09/2021	82-47	W	35-66	.530	9-21	.429	3-5	.600	9	26	35	35.0	11	18	8	3	4	82	82.0
at Navy	11/12/2021	77-57	W	27-54	.500	8-19	.421	15-19	.789	8	27	35	35.0	17	14	9	2	5	77	79.5
Radford	11/15/2021	65-39	W	25-58	.431	10-23	.435	5-6	.833	7	34	41	37.0	14	10	15	3	7	65	74.7
Saint Francis (PA)	11/18/2021	85-55	W	31-60	.517	7-20	.350	16-20	.800	10	32	42	38.3	14	14	8	4	6	85	77.3
Merrimack	11/21/2021	72-43	W	27-49	.551	11-23	.478	7-12	.583	7	25	32	37.0	9	15	12	5	5	72	76.2
vs Memphis	11/24/2021	61-69	L	19-56	.339	7-21	.333	16-22	.727	9	24	33	36.3	20	10	13	0	8	61	73.7
vs Xavier	11/26/2021	58-59	L	22-54	.407	8-23	.348	6-10	.600	5	23	28	35.1	12	14	8	1	4	58	71.4
at Maryland	12/01/2021	62-58	W	23-60	.383	9-20	.450	7-12	.583	11	22	33	34.9	15	15	8	4	6	62	70.3
Wake Forest	12/04/2021	61-80	L	23-56	.411	8-27	.296	7-8	.875	11	14	25	33.8	13	14	12	2	3	61	69.2
Cornell	12/08/2021	93-60	W	34-63	.540	12-23	.522	13-17	.765	12	28	40	34.4	14	16	12	6	4	93	71.6
at Dayton	12/12/2021	57-62	L	21-55	.382	6-22	.273	9-14	.643	9	23	32	34.2	17	11	13	2	5	57	70.3
vs St. Bonaventure	12/17/2021	86-49	W	28-51	.549	13-28	.464	17-23	.739	9	25	34	34.2	13	14	14	5	8	86	71.6
at Duke	12/22/2021	65-76	L	26-61	.426	5-19	.263	8-9	.889	12	19	31	33.9	18	16	10	1	4	65	71.1
NC State	01/04/2022	63-68	L	23-53	.434	8-23	.348	9-11	.818	8	18	26	33.4	13	14	10	3	3	63	70.5
at Virginia	01/12/2022	52-54	L	21-50	.420	7-20	.350	3-3	1.000	6	23	29	33.1	16	13	12	6	5	52	69.3
Notre Dame	01/15/2022	79-73	W	29-49	.592	10-20	.500	11-15	.733	5	23	28	32.8	18	13	10	4	1	79	69.9
at NC State	01/19/2022	62-59	W	26-53	.491	7-24	.292	3-4	.750	12	25	37	33.0	17	13	17	5	5	62	69.4
at Boston College	01/22/2022	63-68	L	23-53	.434	7-17	.412	10-11	.909	8	15	23	32.4	18	13	7	3	7	63	69.1
at North Carolina	01/24/2022	68-78	L	27-58	.466	7-18	.389	7-11	.636	5	27	32	32.4	21	13	9	2	2	68	69.0
Miami (FL)	01/26/2022	75-78	L	25-50	.500	13-26	.500	12-15	.800	9	19	28	32.2	9	20	14	6	2	75	69.3
at Florida St.	01/29/2022	85-72	W	32-52	.615	18-25	.720	3-5	.600	4	14	18	31.5	16	16	10	2	6	85	70.0
Georgia Tech	02/02/2022	81-66	W	28-53	.528	8-20	.400	17-22	.773	9	27	36	31.7	11	16	14	3	4	81	70.5
at Pittsburgh	02/05/2022	76-71	W	26-45	.578	14-26	.538	10-16	.625	7	19	26	31.5	13	15	16	1	12	76	70.8
Pittsburgh	02/07/2022	74-47	W	29-55	.527	13-27	.481	3-6	.500	10	26	36	31.7	12	20	9	1	6	74	70.9
Syracuse	02/12/2022	71-59	W	23-60	.383	8-27	.296	17-21	.810	9	32	41	32.0	9	20	4	5	6	71	70.9
Virginia	02/14/2022	62-53	W	20-46	.435	5-20	.250	17-21	.810	4	22	26	31.8	14	12	6	6	4	62	70.6
North Carolina	02/19/2022	57-65	L	24-64	.375	5-26	.192	4-6	.667	9	22	31	31.8	16	11	9	1	6	57	70.1
at Georgia Tech	02/23/2022	62-58	W	23-59	.390	6-24	.250	10-14	.714	15	24	39	32.0	13	13	13	2	8	62	69.8
at Miami (FL)	02/26/2022	71-70	W	29-50	.580	7-23	.304	6-6	1.000	8	23	31	32.0	15	21	19	4	4	71	69.8
Louisville	03/01/2022	75-43	W	28-60	.467	12-28	.429	7-12	.583	12	24	36	32.1	12	14	8	5	10	75	70.0
at Clemson	03/05/2022	59-63	L	19-51	.373	9-30	.300	12-13	.923	9	22	31	32.1	16	9	13	4	5	59	69.6
vs Clemson	03/09/2022	76-75	Wot	26-55	.473	12-28	.429	12-20	.600	8	28	36	32.2	19	14	14	5	3	76	69.8
vs Notre Dame	03/10/2022	87-80	W	31-54	.574	7-19	.368	18-24	.750	5	20	25	32.0	18	11	6	3	8	87	70.4
vs North Carolina	03/11/2022	72-59	W	25-57	.439	9-20	.450	13-14	.929	7	27	34	32.1	15	14	7	3	5	72	70.4
vs Duke	03/12/2022	82-67	W	32-64	.500	10-22	.455	8-12	.667	13	24	37	32.2	18	18	9	0	7	82	70.7
Total		2476		910-1934	.471	315-802	.393	341-459	.743	301	826	1127	32.2	516	504	378	112	188	2476	70.7
Opponents		2180		804-1876	.429	220-694	.317	352-473	.744	292	770	1062	30.3	513	407	420	106	219	2180	62.3

Virginia Tech Averages

Games Played	Points/game	FG Pct	3FG Pct	FT Pct	Rebounds/game	Assists/game	Turnovers/game	Assist/Turnover ratio	Steals/game	Blocks/game
35	70.7	47.1	39.3	74.3	32.2	14.4	10.8	1.3	5.4	3.2

VIRGINIA TECH MEN'S BASKETBALL

OPPONENTS GAME-BY-GAME

Opponent	Date	Score		Total		3-Pointers		Free throws		Rebounds										
				FG-FGA	PCT	3FG-3FGA	PCT	FT-FTA	PCT	OFF	DEF	TOT	AVG	PF	A	TO	BLK	STL	PTS	AVG
Maine	11/09/2021	82-47	W	20-61	.328	4-22	.182	3-3	1.000	13	24	37	37.0	11	9	19	3	3	47	47.0
at Navy	11/12/2021	77-57	W	20-51	.392	3-25	.120	14-19	.737	7	22	29	33.0	18	9	10	3	6	57	52.0
Radford	11/15/2021	65-39	W	14-50	.280	2-24	.083	9-15	.600	7	25	32	32.7	13	8	18	2	11	39	47.7
Saint Francis (PA)	11/18/2021	85-55	W	21-63	.333	6-23	.261	7-11	.636	10	20	30	32.0	20	10	9	3	3	55	49.5
Merrimack	11/21/2021	72-43	W	19-49	.388	5-20	.250	0-0	.000	5	17	22	30.0	11	8	15	3	4	43	48.2
vs Memphis	11/24/2021	61-69	L	24-61	.393	5-19	.263	16-20	.800	15	30	45	32.5	21	10	14	4	8	69	51.7
vs Xavier	11/26/2021	58-59	L	22-46	.478	10-22	.455	5-8	.625	2	28	30	32.1	15	13	14	2	5	59	52.7
at Maryland	12/01/2021	62-58	W	23-55	.418	1-13	.077	11-11	1.000	9	30	39	33.0	12	6	15	7	4	58	53.4
Wake Forest	12/04/2021	61-80	L	33-52	.635	7-16	.438	7-12	.583	7	21	28	32.4	11	17	10	2	5	80	56.3
Cornell	12/08/2021	93-60	W	20-52	.385	8-26	.308	12-16	.750	6	17	23	31.5	14	16	16	2	7	60	56.7
at Dayton	12/12/2021	57-62	L	21-50	.420	7-18	.389	13-21	.619	10	28	38	32.1	18	15	15	0	9	62	57.2
vs St. Bonaventure	12/17/2021	86-49	W	18-54	.333	6-23	.261	7-13	.538	12	15	27	31.7	17	8	20	5	7	49	56.5
at Duke	12/22/2021	65-76	L	29-54	.537	5-15	.333	13-16	.813	8	24	32	31.7	15	10	11	6	8	76	58.0
NC State	01/04/2022	63-68	L	26-59	.441	9-24	.375	7-9	.778	14	22	36	32.0	16	11	9	3	6	68	58.7
at Virginia	01/12/2022	52-54	L	20-50	.400	3-13	.231	11-16	.688	9	22	31	31.9	10	12	8	3	6	54	58.4
Notre Dame	01/15/2022	79-73	W	26-57	.456	8-20	.400	13-18	.722	7	18	25	31.5	13	12	3	0	4	73	59.3
at NC State	01/19/2022	62-59	W	23-56	.411	8-26	.308	5-9	.556	11	15	26	31.2	11	10	9	1	11	59	59.3
at Boston College	01/22/2022	63-68	L	25-52	.481	4-12	.333	14-19	.737	16	22	38	31.6	14	15	10	5	3	68	59.8
at North Carolina	01/24/2022	68-78	L	23-63	.365	10-25	.400	22-26	.846	16	27	43	32.2	15	13	7	4	6	78	60.7
Miami (FL)	01/26/2022	75-78	L	29-53	.547	11-18	.611	9-10	.900	5	17	22	31.7	13	14	10	4	10	78	61.6
at Florida St.	01/29/2022	85-72	W	26-52	.500	5-13	.385	15-17	.882	11	14	25	31.3	9	16	14	3	7	72	62.1
Georgia Tech	02/02/2022	81-66	W	24-60	.400	10-25	.400	8-8	1.000	7	19	26	31.1	23	8	12	2	7	66	62.3
at Pittsburgh	02/05/2022	76-71	W	25-44	.568	9-18	.500	12-14	.857	2	16	18	30.5	14	11	15	1	11	71	62.7
Pittsburgh	02/07/2022	74-47	W	15-40	.375	10-20	.500	7-9	.778	1	18	19	30.0	14	11	11	6	3	47	62.0
Syracuse	02/12/2022	71-59	W	24-64	.375	10-27	.370	1-4	.250	10	31	41	30.5	18	9	11	3	2	59	61.9
Virginia	02/14/2022	62-53	W	22-55	.400	0-9	.000	9-12	.750	11	22	33	30.6	18	9	10	2	4	53	61.5
North Carolina	02/19/2022	57-65	L	22-49	.449	8-22	.364	13-15	.867	5	33	38	30.9	11	13	15	6	4	65	61.7
at Georgia Tech	02/23/2022	62-58	W	23-53	.434	4-13	.308	8-11	.727	7	24	31	30.9	14	10	11	4	7	58	61.5
at Miami (FL)	02/26/2022	71-70	W	28-56	.500	6-16	.375	8-13	.615	8	13	21	30.5	12	16	9	1	16	70	61.8
Louisville	03/01/2022	75-43	W	17-47	.362	6-19	.316	3-7	.429	7	21	28	30.4	13	11	18	4	5	43	61.2
at Clemson	03/05/2022	59-63	L	21-48	.438	8-20	.400	13-16	.813	6	23	29	30.4	16	13	12	1	8	63	61.3
vs Clemson	03/09/2022	76-75	Wot	28-60	.467	8-23	.348	11-16	.688	6	23	29	30.3	16	16	7	2	7	75	61.7
vs Notre Dame	03/10/2022	87-80	W	27-51	.529	7-19	.368	19-22	.864	5	22	27	30.2	17	15	12	1	3	80	62.2
vs North Carolina	03/11/2022	72-59	W	22-60	.367	3-26	.115	12-14	.857	13	25	38	30.5	15	14	11	2	4	59	62.1
vs Duke	03/12/2022	82-67	W	24-49	.490	4-20	.200	15-23	.652	4	22	26	30.3	15	9	10	6	5	67	62.3
Total		2180		804-1876	.429	220-694	.317	352-473	.744	292	770	1062	30.3	513	407	420	106	219	2180	62.3
Virginia Tech		2476		910-1934	.471	315-802	.393	341-459	.743	301	826	1127	32.2	516	504	378	112	188	2476	70.7

Opponents Averages

Games Played	Points/game	FG Pct	3FG Pct	FT Pct	Rebounds/game	Assists/game	Turnovers/game	Assist/Turnover ratio	Steals/game	Blocks/game
35	62.3	42.9	31.7	74.4	30.3	11.6	12.0	1.0	6.3	3.0

TEAM CATEGORY LEADERS

Points

##	Player	G	Pts	Pts/G
22	Aluma, Keve	35	552	15.8
25	Mutts, Justyn	35	355	10.1
0	Cattoor, Hunter	35	349	10.0
4	Alleyne, Nahiem	35	342	9.8
5	Murphy, Storm	35	282	8.1
13	Maddox, Darius	35	225	6.4
3	Pedulla, Sean	35	175	5.0
1	N'Guessan, David	35	129	3.7
21	Ojiako, John	20	47	2.4
11	Haynes, Jalen	9	7	0.8
15	Kidd, Lynn	10	7	0.7
14	Varga, Ben	9	3	0.3
10	Johnson, Camden	10	3	0.3

Scoring Average

##	Player	G	Pts	Pts/G
22	Aluma, Keve	35	552	15.8
25	Mutts, Justyn	35	355	10.1
0	Cattoor, Hunter	35	349	10.0
4	Alleyne, Nahiem	35	342	9.8
5	Murphy, Storm	35	282	8.1
13	Maddox, Darius	35	225	6.4
3	Pedulla, Sean	35	175	5.0
1	N'Guessan, David	35	129	3.7
21	Ojiako, John	20	47	2.4
11	Haynes, Jalen	9	7	0.8
15	Kidd, Lynn	10	7	0.7
14	Varga, Ben	9	3	0.3
10	Johnson, Camden	10	3	0.3

Field Goal Percentage

##	Player	FG	Att	Pct
21	Ojiako, John	19	32	.594
25	Mutts, Justyn	143	267	.536
22	Aluma, Keve	213	399	.534
13	Maddox, Darius	80	154	.519
1	N'Guessan, David	51	105	.486
5	Murphy, Storm	105	242	.434
3	Pedulla, Sean	59	136	.434
0	Cattoor, Hunter	117	271	.432
11	Haynes, Jalen	3	7	.429
4	Alleyne, Nahiem	115	302	.381
15	Kidd, Lynn	3	8	.375
10	Johnson, Camden	1	3	.333
14	Varga, Ben	1	8	.125

Field Goal Attempts

##	Player	G	Att	Att/G
22	Aluma, Keve	35	399	11.4
4	Alleyne, Nahiem	35	302	8.6
0	Cattoor, Hunter	35	271	7.7
25	Mutts, Justyn	35	267	7.6
5	Murphy, Storm	35	242	6.9

Field Goals Made

##	Player	G	Made	Made/G
22	Aluma, Keve	35	213	6.1
25	Mutts, Justyn	35	143	4.1
0	Cattoor, Hunter	35	117	3.3
4	Alleyne, Nahiem	35	115	3.3
5	Murphy, Storm	35	105	3.0

TEAM CATEGORY LEADERS

3-Point FG Percentage

##	Player	3FG	Att	Pct
13	Maddox, Darius	40	77	.519
10	Johnson, Camden	1	2	.500
3	Pedulla, Sean	31	70	.443
0	Cattoor, Hunter	82	196	.418
4	Alleyne, Nahiem	62	166	.373
5	Murphy, Storm	53	148	.358
25	Mutts, Justyn	16	47	.340
22	Aluma, Keve	25	75	.333
1	N'Guessan, David	4	15	.267
14	Varga, Ben	1	6	.167

3-Point FG Attempts

##	Player	G	Att	Att/G
0	Cattoor, Hunter	35	196	5.6
4	Alleyne, Nahiem	35	166	4.7
5	Murphy, Storm	35	148	4.2
13	Maddox, Darius	35	77	2.2
22	Aluma, Keve	35	75	2.1

3-Point FG Made

##	Player	G	Made	Made/G
0	Cattoor, Hunter	35	82	2.3
4	Alleyne, Nahiem	35	62	1.8
5	Murphy, Storm	35	53	1.5
13	Maddox, Darius	35	40	1.1
3	Pedulla, Sean	35	31	0.9

Free Throw Percentage

##	Player	Made	Att	Pct
15	Kidd, Lynn	1	1	1.000
3	Pedulla, Sean	26	30	.867
4	Alleyne, Nahiem	50	59	.847
21	Ojiako, John	9	11	.818
13	Maddox, Darius	25	31	.806
22	Aluma, Keve	101	129	.783
5	Murphy, Storm	19	26	.731
0	Cattoor, Hunter	33	46	.717
25	Mutts, Justyn	53	79	.671
1	N'Guessan, David	23	44	.523
11	Haynes, Jalen	1	3	.333

Free Throw Attempts

##	Player	G	Att	Att/G
22	Aluma, Keve	35	129	3.7
25	Mutts, Justyn	35	79	2.3
4	Alleyne, Nahiem	35	59	1.7
0	Cattoor, Hunter	35	46	1.3
1	N'Guessan, David	35	44	1.3

Free Throws Made

##	Player	G	Made	Made/G
22	Aluma, Keve	35	101	2.9
25	Mutts, Justyn	35	53	1.5
4	Alleyne, Nahiem	35	50	1.4
0	Cattoor, Hunter	35	33	0.9
3	Pedulla, Sean	35	26	0.7

Rebounds

##	Player	G	Reb	Reb/G
25	Mutts, Justyn	35	260	7.4
22	Aluma, Keve	35	229	6.5
0	Cattoor, Hunter	35	142	4.1
4	Alleyne, Nahiem	35	99	2.8
1	N'Guessan, David	35	98	2.8

Assists

##	Player	G	Ast	Ast/G
25	Mutts, Justyn	35	118	3.4
5	Murphy, Storm	35	99	2.8
0	Cattoor, Hunter	35	72	2.1
22	Aluma, Keve	35	68	1.9
4	Alleyne, Nahiem	35	53	1.5

Rebounds Average

##	Player	G	Reb	Reb/G
25	Mutts, Justyn	35	260	7.4
22	Aluma, Keve	35	229	6.5
0	Cattoor, Hunter	35	142	4.1
4	Alleyne, Nahiem	35	99	2.8
1	N'Guessan, David	35	98	2.8

Steals

##	Player	G	Stl	Stl/G
25	Mutts, Justyn	35	42	1.2
0	Cattoor, Hunter	35	38	1.1
22	Aluma, Keve	35	26	0.7
4	Alleyne, Nahiem	35	24	0.7
3	Pedulla, Sean	35	21	0.6

TEAM CATEGORY LEADERS

Offensive Rebounds

##	Player	G	OReb	OReb/G
25	Mutts, Justyn	35	82	2.3
22	Aluma, Keve	35	72	2.1
1	N'Guessan, David	35	32	0.9
21	Ojiako, John	20	19	1.0
13	Maddox, Darius	35	16	0.5

Blocked Shots

##	Player	G	Blk	Blk/G
25	Mutts, Justyn	35	34	1.0
22	Aluma, Keve	35	32	0.9
1	N'Guessan, David	35	21	0.6
13	Maddox, Darius	35	8	0.2
21	Ojiako, John	20	7	0.4

Defensive Rebounds

##	Player	G	DReb	DReb/G
25	Mutts, Justyn	35	178	5.1
22	Aluma, Keve	35	157	4.5
0	Cattoor, Hunter	35	130	3.7
4	Alleyne, Nahiem	35	95	2.7
1	N'Guessan, David	35	66	1.9

Minutes

##	Player	G	Min	Min/G
0	Cattoor, Hunter	35	1157	33:03
4	Alleyne, Nahiem	35	1090	31:09
22	Aluma, Keve	35	1082	30:54
25	Mutts, Justyn	35	1037	29:39
5	Murphy, Storm	35	942	26:55

Fouls

##	Player	G	PF	PF/G
25	Mutts, Justyn	35	93	2.7
22	Aluma, Keve	35	80	2.3
0	Cattoor, Hunter	35	77	2.2
1	N'Guessan, David	35	54	1.5
3	Pedulla, Sean	35	52	1.5

Turnovers

##	Player	G	TO	TO/G
25	Mutts, Justyn	35	93	2.7
22	Aluma, Keve	35	62	1.8
5	Murphy, Storm	35	56	1.6
4	Alleyne, Nahiem	35	41	1.2
0	Cattoor, Hunter	35	33	0.9

Foul Outs

##	Player	G	FO
3	Pedulla, Sean	35	2
22	Aluma, Keve	35	1

TEAM GAME HIGHS

Virginia Tech - Game Highs

POINTS	93		Cornell (12/08/2021)
	87		vs Notre Dame (N) (03/10/2022)
	86		vs St. Bonaventure (N) (12/17/2021)
	85		at Florida St. (01/29/2022)
	85		Saint Francis (PA) (11/18/2021)
FIELD GOALS MADE	35		Maine (11/09/2021)
	34		Cornell (12/08/2021)
FIELD GOAL ATTEMPTS	66		Maine (11/09/2021)
	64		vs Duke (N) (03/12/2022)
	64		North Carolina (02/19/2022)
FIELD GOAL PERCENTAGE	.615	(32-52)	at Florida St. (01/29/2022)
	.592	(29-49)	Notre Dame (01/15/2022)
3 PT FG MADE	18		at Florida St. (01/29/2022)
	14		at Pittsburgh (02/05/2022)
3 PT FG ATTEMPTS	30		at Clemson (03/05/2022)
	28		vs Clemson (N) (03/09/2022)
	28		Louisville (03/01/2022)
	28		vs St. Bonaventure (N) (12/17/2021)
3 PT FG PERCENTAGE	.720	(18-25)	at Florida St. (01/29/2022)
	.538	(14-26)	at Pittsburgh (02/05/2022)
FREE THROWS MADE	18		vs Notre Dame (N) (03/10/2022)
	17		Virginia (02/14/2022)
	17		Syracuse (02/12/2022)
	17		Georgia Tech (02/02/2022)
	17		vs St. Bonaventure (N) (12/17/2021)
FREE THROW ATTEMPTS	24		vs Notre Dame (N) (03/10/2022)
	23		vs St. Bonaventure (N) (12/17/2021)
FREE THROW PERCENTAGE	1.000	(6-6)	at Miami (FL) (02/26/2022)
	1.000	(3-3)	at Virginia (01/12/2022)
REBOUNDS	42		Saint Francis (PA) (11/18/2021)
	41		Syracuse (02/12/2022)
	41		Radford (11/15/2021)
ASSISTS	21		at Miami (FL) (02/26/2022)
	20		Syracuse (02/12/2022)
	20		Pittsburgh (02/07/2022)
	20		Miami (FL) (01/26/2022)
STEALS	12		at Pittsburgh (02/05/2022)
	10		Louisville (03/01/2022)
BLOCKED SHOTS	6		Virginia (02/14/2022)
	6		Miami (FL) (01/26/2022)
	6		at Virginia (01/12/2022)
	6		Cornell (12/08/2021)
TURNOVERS	19		at Miami (FL) (02/26/2022)
	17		at NC State (01/19/2022)
FOULS	21		at North Carolina (01/24/2022)
	20		vs Memphis (N) (11/24/2021)

OPPONENT GAME HIGHS

Opponent - Game Highs

POINTS	80		vs Notre Dame (N) (03/10/2022)
	80		Wake Forest (12/04/2021)
	78		Miami (FL) (01/26/2022)
	78		at North Carolina (01/24/2022)
	76		at Duke (12/22/2021)
FIELD GOALS MADE	33		Wake Forest (12/04/2021)
	29		Miami (FL) (01/26/2022)
	29		at Duke (12/22/2021)
FIELD GOAL ATTEMPTS	64		Syracuse (02/12/2022)
	63		at North Carolina (01/24/2022)
	63		Saint Francis (PA) (11/18/2021)
FIELD GOAL PERCENTAGE	.635	(33-52)	Wake Forest (12/04/2021)
	.568	(25-44)	at Pittsburgh (02/05/2022)
3 PT FG MADE	11		Miami (FL) (01/26/2022)
	10		Syracuse (02/12/2022)
	10		Pittsburgh (02/07/2022)
	10		Georgia Tech (02/02/2022)
	10		at North Carolina (01/24/2022)
	10		vs Xavier (N) (11/26/2021)
3 PT FG ATTEMPTS	27		Syracuse (02/12/2022)
	26		vs North Carolina (N) (03/11/2022)
	26		at NC State (01/19/2022)
	26		Cornell (12/08/2021)
3 PT FG PERCENTAGE	.611	(11-18)	Miami (FL) (01/26/2022)
	.500	(10-20)	Pittsburgh (02/07/2022)
	.500	(9-18)	at Pittsburgh (02/05/2022)
FREE THROWS MADE	22		at North Carolina (01/24/2022)
	19		vs Notre Dame (N) (03/10/2022)
FREE THROW ATTEMPTS	26		at North Carolina (01/24/2022)
	23		vs Duke (N) (03/12/2022)
FREE THROW PERCENTAGE	1.000	(11-11)	at Maryland (12/01/2021)
	1.000	(8-8)	Georgia Tech (02/02/2022)
	1.000	(3-3)	Maine (11/09/2021)
REBOUNDS	45		vs Memphis (N) (11/24/2021)
	43		at North Carolina (01/24/2022)
ASSISTS	17		Wake Forest (12/04/2021)
	16		vs Clemson (N) (03/09/2022)
	16		at Miami (FL) (02/26/2022)
	16		at Florida St. (01/29/2022)
	16		Cornell (12/08/2021)
STEALS	16		at Miami (FL) (02/26/2022)
	11		at Pittsburgh (02/05/2022)
	11		at NC State (01/19/2022)
	11		Radford (11/15/2021)
BLOCKED SHOTS	7		at Maryland (12/01/2021)
	6		vs Duke (N) (03/12/2022)
	6		North Carolina (02/19/2022)
	6		Pittsburgh (02/07/2022)
	6		at Duke (12/22/2021)
TURNOVERS	20		vs St. Bonaventure (N) (12/17/2021)
	19		Maine (11/09/2021)
FOULS	23		Georgia Tech (02/02/2022)
	21		vs Memphis (N) (11/24/2021)

TEAM GAME LOWS

Virginia Tech - Game Lows

POINTS	52		at Virginia (01/12/2022)
	57		North Carolina (02/19/2022)
	57		at Dayton (12/12/2021)
	58		vs Xavier (N) (11/26/2021)
	59		at Clemson (03/05/2022)
FIELD GOALS MADE	19		at Clemson (03/05/2022)
	19		vs Memphis (N) (11/24/2021)
FIELD GOAL ATTEMPTS	45		at Pittsburgh (02/05/2022)
	46		Virginia (02/14/2022)
FIELD GOAL PERCENTAGE	.339	(19-56)	vs Memphis (N) (11/24/2021)
	.373	(19-51)	at Clemson (03/05/2022)
3 PT FG MADE	5		North Carolina (02/19/2022)
	5		Virginia (02/14/2022)
	5		at Duke (12/22/2021)
3 PT FG ATTEMPTS	17		at Boston College (01/22/2022)
	18		at North Carolina (01/24/2022)
3 PT FG PERCENTAGE	.192	(5-26)	North Carolina (02/19/2022)
	.250	(6-24)	at Georgia Tech (02/23/2022)
	.250	(5-20)	Virginia (02/14/2022)
FREE THROWS MADE	3		Pittsburgh (02/07/2022)
	3		at Florida St. (01/29/2022)
	3		at NC State (01/19/2022)
	3		at Virginia (01/12/2022)
	3		Maine (11/09/2021)
FREE THROW ATTEMPTS	3		at Virginia (01/12/2022)
	4		at NC State (01/19/2022)
FREE THROW PERCENTAGE	.500	(3-6)	Pittsburgh (02/07/2022)
	.583	(7-12)	Louisville (03/01/2022)
	.583	(7-12)	at Maryland (12/01/2021)
	.583	(7-12)	Merrimack (11/21/2021)
REBOUNDS	18		at Florida St. (01/29/2022)
	23		at Boston College (01/22/2022)
ASSISTS	9		at Clemson (03/05/2022)
	10		vs Memphis (N) (11/24/2021)
	10		Radford (11/15/2021)
STEALS	1		Notre Dame (01/15/2022)
	2		Miami (FL) (01/26/2022)
	2		at North Carolina (01/24/2022)
BLOCKED SHOTS	0		vs Duke (N) (03/12/2022)
	0		vs Memphis (N) (11/24/2021)
TURNOVERS	4		Syracuse (02/12/2022)
	6		vs Notre Dame (N) (03/10/2022)
	6		Virginia (02/14/2022)
FOULS	9		Syracuse (02/12/2022)
	9		Miami (FL) (01/26/2022)
	9		Merrimack (11/21/2021)

OPPONENT GAME LOWS

Opponent - Game Lows

POINTS	39		Radford (11/15/2021)
	43		Louisville (03/01/2022)
	43		Merrimack (11/21/2021)
	47		Pittsburgh (02/07/2022)
	47		Maine (11/09/2021)
FIELD GOALS MADE	14		Radford (11/15/2021)
	15		Pittsburgh (02/07/2022)
FIELD GOAL ATTEMPTS	40		Pittsburgh (02/07/2022)
	44		at Pittsburgh (02/05/2022)
FIELD GOAL PERCENTAGE	.280	(14-50)	Radford (11/15/2021)
	.328	(20-61)	Maine (11/09/2021)
3 PT FG MADE	0		Virginia (02/14/2022)
	1		at Maryland (12/01/2021)
3 PT FG ATTEMPTS	9		Virginia (02/14/2022)
	12		at Boston College (01/22/2022)
3 PT FG PERCENTAGE	.000	(0-9)	Virginia (02/14/2022)
	.077	(1-13)	at Maryland (12/01/2021)
FREE THROWS MADE	0		Merrimack (11/21/2021)
	1		Syracuse (02/12/2022)
FREE THROW ATTEMPTS	0		Merrimack (11/21/2021)
	3		Maine (11/09/2021)
FREE THROW PERCENTAGE	.250	(1-4)	Syracuse (02/12/2022)
REBOUNDS	18		at Pittsburgh (02/05/2022)
	19		Pittsburgh (02/07/2022)
ASSISTS	6		at Maryland (12/01/2021)
	8		Georgia Tech (02/02/2022)
	8		vs St. Bonaventure (N) (12/17/2021)
	8		Merrimack (11/21/2021)
	8		Radford (11/15/2021)
STEALS	2		Syracuse (02/12/2022)
	3		vs Notre Dame (N) (03/10/2022)
	3		Pittsburgh (02/07/2022)
	3		at Boston College (01/22/2022)
	3		Saint Francis (PA) (11/18/2021)
	3		Maine (11/09/2021)
BLOCKED SHOTS	0		Notre Dame (01/15/2022)
	0		at Dayton (12/12/2021)
TURNOVERS	3		Notre Dame (01/15/2022)
	7		vs Clemson (N) (03/09/2022)
	7		at North Carolina (01/24/2022)
FOULS	9		at Florida St. (01/29/2022)
	10		at Virginia (01/12/2022)



0 HUNTER CATTOOR

JR. • G • 6-3 • 200
ORLANDO, FLA.
BISHOP MOORE



1 DAVID N'GUESSAN

SO. • F • 6-9 • 205
DE LIER, THE NETHERLANDS
MT. ZION PREP



3 SEAN PEDULLA

FR. • G • 6-1 • 190
EDMOND, OKLA.
EDMOND MEMORIAL



4 NAHIEM ALLEYNE

JR. • G • 6-4 • 195
BUFORD, GA.
MOUNTAIN VIEW



5 STORM MURPHY

GR. • G • 6-0 • 185
MIDDLETON, WIS.
WOFFORD



10 CAMDEN JOHNSON

FR. • G • 6-1 • 175
WAXHAW, N.C.
METROLINA CHRISTIAN ACADEMY



11 JALEN HAYNES

FR. • F • 6-8 • 250
FT. LAUDERDALE, FLA.
MONTVERDE ACADEMY



13 DARIUS MADDOX

SO. • G • 6-5 • 185
BOWIE, MD.
OAK HILL ACADEMY



14 BEN VARGA

FR. • G • 5-10 • 170
LOUISVILLE, KY.
ST. XAVIER



15 LYNN KIDD

SO. • C • 6-10 • 240
GAINESVILLE, FLA.
IMG ACADEMY



21 JOHN OJIAKO

JR. • C • 6-10 • 245
LAGOS, NIGERIA
ADMIRAL FARRAGUT (FLA.)



22 KEVE ALUMA

R-SR. • F • 6-9 • 235
BERLIN, MD.
WOFFORD



25 JUSTYN MUTTS

GR. • F • 6-7 • 230
MILLVILLE, N.J.
DELAWARE



MIKE YOUNG

HEAD COACH
3RD SEASON



MIKE JONES

ASSOCIATE HEAD COACH
1ST SEASON



CHRISTIAN WEBSTER

ASSISTANT COACH
6TH SEASON



KEVIN GILTNER

ASSISTANT COACH
3RD SEASON