



# VIRGINIA TECH

## 2021-22 MEN'S BASKETBALL



12 NCAA APPEARANCES / 13 NIT APPEARANCES (2 CHAMPIONSHIPS) /  
17 ALL-ACC SELECTIONS / 10 ALL-AMERICANS / 20 NBA DRAFT PICKS

GAME 23

### THE MATCHUP

#### VIRGINIA TECH HOKIES

12-10, 4-7 ACC

**Head Coach:** Mike Young (Emory & Henry, 1986)  
**Record at Virginia Tech:** 43-33 (3rd Season)  
**Career Record:** 342-277 (20th Season)  
**vs. Pitt:** 1-3 (1-1 at VT)

AT

#### PITT PANTHERS

8-14, 3-8 ACC

**Head Coach:** Jeff Capel (Duke, 1997)  
**Record at Pitt:** 48-61 (4th Season)  
**Career Record:** 210-171 (13th Season)  
**vs. Virginia Tech:** 1-1

GAME 23 | VIRGINIA TECH at PITT - FEB. 5, 2022 | 7PM | ACCN | PITTSBURGH, PA. | PETERSEN EVENTS CENTER (12,508)



@HokiesMBB

### BROADCAST INFORMATION

#### TV | ACCN

Jay Alter, PxP  
Malcolm Huckaby, Analyst

#### VIDEO STREAM

ESPN.com and ESPN app

#### RADIO | VT Sports Network

Tim Bickford, PxP  
Mike Burnop, Analyst

#### LIVE STATS

stats.hokiesports.com



@Pitt\_MBB

### PROJECTED STARTERS

Virginia Tech	Ht.	Wt.	Yr.	Hometown	PPG	RPG	Other
G 5 Storm Murphy	6-0	185	Gr.	Middleton, Wis.	8.4	1.8	Tied season-high 18 pts. vs. GT
G 0 Hunter Cattoor	6-3	200	Jr.	Orlando, Fla.	10.7	3.9	Tied school record with 9 3FG at FSU
G 4 Nahiem Alleyne	6-4	195	Jr.	Buford, Ga.	10.0	3.0	Season-high 22 points vs. Notre Dame
F 25 Justyn Mutts	6-7	230	Gr.	Millville, N.J.	10.4	7.3	Reached 1K career pts. vs. GT
F 22 Keve Aluma	6-9	235	r-Sr.	Berlin, Md.	15.2	6.3	Reached 1K career pts. vs. GT

Pitt	Ht.	Wt.	Yr.	Hometown	PPG	RPG	Other
G 2 Femi Odukale	6-5	205	So.	Brooklyn, N.Y.	12.0	3.6	3rd 20+ pt. game of the season at WF
G 11 Jamarius Burton	6-4	200	Sr.	Charlotte, N.C.	13.2	3.7	15 straight double-figure scoring games
G 31 Onyebuchi Ezeakudo	6-1	200	Jr.	Fort Wayne, Ind.	2.5	2.0	42.9 3FG% (15-35)
F 15 Mouhamadou Gueye	6-10	200	Gr.	Staten Island, N.Y.	8.6	6.0	Leads team with 42 blocks
F 23 John Hugley	6-9	280	So.	Cleveland, Ohio	15.3	8.5	Gone to the FT line 168 times

### KEY STORYLINES

#### THE SERIES

- Virginia Tech has a 9-8 edge in the all-time series against Pitt.
- The Hokies had won five in a row in the series before the Panthers earned an 83-72 win in the Steel City last season.
- The first game of the series was played on Dec. 4, 1964 in Pittsburgh - a 74-69 win for the Panthers.
- Tech is 3-5 when the games are played at Pitt.
- The Hokies have a 6-3 advantage in the series since both sides have been in the ACC.
- This is the first time in series history that Tech and Pitt will play consecutive games against each other.

#### A WIN WOULD...

- Mark the Hokies third straight ACC win and their longest winning streak since opening the season 5-0.
- Be Coach Young's second win over the Panthers as head coach of the Hokies and first in Pittsburgh.
- Hand Pitt its second straight loss of the season and eighth at home (7-7).
- Move the Hokies to 2-0 in February and level their road record to 5-5.

#### HOKIE HEADLINES

- Justyn Mutts (1,006) and Keve Aluma (1,004) both reached 1,000 career points in Tech's 81-66 win over Georgia Tech on Feb. 2.

- Storm Murphy tied his season high of 18 points against the Yellow Jackets, going 4 for 6 from three. He's one point away from reaching 1,500 career points.
- The Hokies shot at least 50 percent for the third straight ACC game - first time that's happened since the end of 2016-17 regular season.
- Tech is shooting 41.1 percent from three this season, which is on pace to break the school record of 40.3 set in the 2016-17 season.
- Saturday's game at Pitt is the Hokies' final road game until Feb. 23 at Georgia Tech.

### 2021-22 SCHEDULE

#### RECORD

12-10

ACC	4-7
NON-CONFERENCE	8-3
HOME	7-3
AWAY	4-5
NEUTRAL	1-2

Date	Opponent	TV	Time/Result
11/9	Maine	ACCNX	W, 82-47
11/12	at Navy <sup>1</sup>	CBSSN	W, 77-57
11/15	Radford	ACCNX	W, 65-39
11/18	St. Francis (Pa.)	ACCN	W, 85-55
11/21	Merrimack	RSN	W, 72-43
11/24	#9/10 Memphis <sup>2</sup>	ESPN2	L, 61-69
11/26	#25/RV Xavier <sup>2</sup>	ESPN2	L, 58-59
12/1	at Maryland <sup>3</sup>	ESPN2	W, 62-58
12/4	Wake Forest <sup>*</sup>	ACCN	L, 61-80
12/8	Cornell	ACCN	W, 93-60
12/12	at Dayton	ESPN2	L, 57-62
12/17	St. Bonaventure <sup>4</sup>	ESPN2	W, 86-49
12/22	at Duke <sup>*</sup>	ESPN2	L, 65-76
12/29	at North Carolina <sup>*</sup>	ESPN2	PPD

1/1	Pittsburgh <sup>*</sup>	ESPNU	PPD
1/4	NC State <sup>*</sup>	ACCN	L, 63-68
1/12	at Virginia <sup>*</sup>	ESPN2	L, 52-54
1/15	Notre Dame <sup>*</sup>	ACCN	W, 79-73
1/19	at NC State <sup>*</sup>	ACCN	W, 62-59
1/22	at Boston College <sup>*</sup>	RSN	L, 63-68
1/24	at North Carolina <sup>*</sup>	ACCN	L, 68-78
1/26	Miami <sup>*</sup>	ACCN	L, 75-78
1/29	at Florida State <sup>*</sup>	ABC	W, 85-72

2/2	Georgia Tech <sup>*</sup>	ACCN	W, 81-66
2/5	at Pittsburgh <sup>*</sup>	ACCN	7 PM
2/7	Pittsburgh <sup>*</sup>	ACCN	7 PM
2/12	Syracuse <sup>*</sup>	ESPN2	6 PM
2/14	Virginia <sup>*</sup>	ESPN	7 PM
2/19	North Carolina <sup>*</sup>	ESPN/2	4 PM
2/23	at Georgia Tech <sup>*</sup>	ESPN/2	9 PM
2/26	at Miami <sup>*</sup>	RSN	3 PM

3/1	Louisville <sup>*</sup>	ESPN/2	9 PM
3/5	at Clemson <sup>*</sup>	RSN	2 PM
3/8-12	ACC Tournament <sup>5</sup>	-	-

All Times Eastern

\* - ACC Game

1 - Veterans Classic (Annapolis, Md.)

2 - NIT Season Tip-Off (Brooklyn, N.Y.)

3 - Big Ten/ACC Challenge (College Park, Md.)

4 - Basketball Hall of Fame Shootout (Charlotte, N.C.)

5 - New York Life ACC Tournament (Brooklyn, N.Y.)

### CONTACT INFO

**Brian Cox** | Phone: (540) 250-0624

Email: bcox90@vt.edu

Associate AD, Creative Communications

**Will Copeland** | Phone: (757) 814-0930

Email: cwill99@vt.edu

Creative Communications Coordinator

## QUICK FACTS

### THE BASICS

University Name: Virginia Tech  
 Location: Blacksburg, Va.  
 Founded: 1872  
 Enrollment: 37,000  
 President: Dr. Timothy Sands  
 Director of Athletics: Whit Babcock  
 Nickname: Hokies  
 Mascot: HokieBird  
 Colors: Chicago Maroon and Burnt Orange  
 Affiliation: NCAA Division I  
 Conference: Atlantic Coast (18th Season)

### COURT FACTS

Carilion Clinic Court at Cassell Coliseum  
 Normal Capacity: 8,925  
 Record in Arena: 631-207  
 Largest Crowd: 11,500 (vs. Purdue, Dec. 3, 1966)

### INFORMATION

2020-21 Record: 15-7  
 Home/Away/Neutral: 10-2/3-3/2-2  
 Conference Record: 9-4  
 Home/Away: 6-1/3-3  
 Conference Finish: 3rd  
 Conference Tournament: Lost in quarterfinals  
 Starters Returning/Lost: 3/2  
 Letterwinners Returning/Lost: 7/5  
 Newcomers: 6

Total seasons: 114  
 First season: 1908-09  
 All-Time Record: 1,507-1,253  
 All-Time ACC Record: 131-167  
 All-Time ACC Tournament Record: 10-17  
 ACC Championship Game Appearances: 0  
 NCAA Tournament Appearances (Last): 12 (2021)  
 All-Time NCAA Record: 8-12



## MEDIA INFORMATION

### CREDENTIALS

Outlets interested in obtaining credentials to cover Virginia Tech basketball home games must apply for credentials via: [media.hokiesports.com/credentials](http://media.hokiesports.com/credentials).

You may also email: [bcox90@vt.edu](mailto:bcox90@vt.edu).

All credentials for Virginia Tech home games this season will be issued on a single-game basis, and media seating is extremely limited.

### INTERVIEW POLICY

During ACC play, Mike Young conducts weekly media press conferences, via Zoom. To request the Zoom link for a particular week, please email Brian Cox ([bcox90@vt.edu](mailto:bcox90@vt.edu)).

**Gamedays:** Coach Mike Young and requested players will be available to the media following a 10-minute cooling off period after the game. For home games, interviews of Coach Young and players will be conducted in-person in the Cassell Coliseum media center.

**Non-Gamedays:** All coach and player interview requests need to be arranged through the Virginia Tech Creative Communications Office - contact Brian Cox (c. 540-250-0624; e. [bcox90@vt.edu](mailto:bcox90@vt.edu)). Players and coaches should not be contacted directly under any circumstances.



## 2021-22 VIRGINIA TECH NUMERICAL ROSTER

No.	Name	Cl.	Pos.	Ht.	Wt.	Hometown	Previous School
0	Hunter Cattoor	Jr.	G	6-3	200	Orlando, Fla.	Bishop Moore
1	David N'Guessan	So.	F	6-9	205	De Lier, The Netherlands	Mt. Zion Prep
3	Sean Pedulla	Fr.	G	6-1	190	Edmond, Okla.	Edmond Memorial
4	Nahiem Alleyne	Jr.	G	6-4	195	Buford, Ga.	Mountain View
5	Storm Murphy	Gr.	G	6-0	185	Middleton, Wis.	Wofford
10	Camden Johnson	Fr.	G	6-1	175	Waxhaw, N.C.	Metrolina Christian Academy
11	Jalen Haynes	Fr.	F	6-8	250	Ft. Lauderdale, Fla.	Montverde Academy
13	Darius Maddox	So.	G	6-5	185	Bowie, Md.	Oak Hill Academy
14	Ben Varga	Fr.	G	5-10	170	Louisville, Ky.	St. Xavier
15	Lynn Kidd	So.	C	6-10	240	Gainesville, Fla.	Clemson
21	John Ojiako	Jr.	C	6-10	245	Lagos, Nigeria	Admiral Farragut (Fla.)
22	Keve Aluma	r-Sr.	F	6-9	235	Berlin, Md.	Wofford
25	Justyn Mutts	Gr.	F	6-7	230	Millville, N.J.	Delaware

## COACHING & SUPPORT STAFF

**Head Coach:** Mike Young (Emory & Henry, 1986)  
**Record at VT:** 43-33 (3rd Year)  
**Overall Record:** 342-277 (20th Year)  
**Associate Head Coach:** Mike Jones (1st Year)  
**Assistant Coach:** Christian Webster (6th Year)  
**Assistant Coach:** Kevin Giltner (3rd Year)  
**Chief of Staff:** Stephanie Ballein (3rd Year)  
**Special Assistant for Recruiting:** Matt Olinger (3rd Year)  
**Director of Player Personnel:** Ryan Nadeau (4th Year)  
**Special Assistant to the Head Coach:** Ace Custis (3rd Year)  
**Strength & Conditioning:** David Jackson (14th Year)  
**Athletic Trainer:** Hisham Ziyout (3rd Year)

## PRONUNCIATION GUIDE

Hunter Cattoor	cuh-TOUR
David N'Guessan	GUH-sahn
Sean Pedulla	puh-DOOL-uh
Nahiem Alleyne	nah-HEEM ah-LEAN
Jalen Haynes	JAY-lin HAY-nes
Ben Varga	VAR-guh
John Ojiako	oh-GEE-ah-koh
Keve Aluma	kev-AYE ah-LOU-muh
Justyn Mutts	JUST-in

## ROSTER BY CLASS

Freshmen (4)	Sophomores (3)	Juniors (3)	Seniors (3)
Jalen Haynes	Lynn Kidd	Nahiem Alleyne	Keve Aluma*
Camden Johnson	Darius Maddox	Hunter Cattoor	Storm Murphy^
Sean Pedulla	David N'Guessan	John Ojiako	Justyn Mutts^

Ben Varga

\* = Redshirt

^ = Graduate Student

## SOCIAL



BY THE NUMBERS

20

The 2021-22 season is the **20th** of Mike Young's head coaching career. He has logged a 342-277 (.553) career record as the head whistle.

4

Tech has ascended to **No. 4** in the country for 3-point field-goal percentage (.411). The Hokies have shot over 40 percent from three in three straight games.

1K

Justyn Mutts and Keve Aluma crossed the **1,000 career point plateau** in the Hokies' 81-66 victory over Georgia Tech. VT now has three 1,000-point scorers on its roster (Storm Murphy).

NOTEWORTHY

TALLAHASSEE TRIUMPH

- Tech earned a victory against Florida State in Tallahassee for the first time since an 84-74 win on Feb. 14, 1990.
- It was Coach Young's first win against the Seminoles as a head coach (1-1).
- It also marked the first time since the 1979-80 season that both the Virginia Tech men's and women's basketball teams won in Tallahassee in the same season.
- Entering last Saturday, FSU had won 28 of its last 29 ACC home games. The one loss came against Syracuse on Dec. 4, 2021, which snapped the Seminoles' 25-game winning streak in ACC home games - one shy of the ACC record set by Duke (26).

STEP(BACK) BROS

- With their career days, Hunter Cattoor and Sean Pedulla accounted for 55 percent of Tech's scoring on Saturday.
- The two made 15 of the Hokies' 18 3-pointers, which were the most by an ACC duo in the last 25 seasons.
- Per @collegebb\_ref on Twitter, it was the first time in the last decade two players had combined to shoot above 80 percent from beyond the arc (min. of 18 attempts).
- Pedulla set a career high in minutes (23), while he and Cattoor also set career highs in points and 3-point field goals made.
- Pedulla became the first Tech freshman to score 20 points since Feb. 19, 2020.
- Cattoor set a program record for consecutive 3-pointers made (nine). After missing his first two attempts from beyond the arc, the junior guard nailed his last nine from deep to finish 9 for 11.
- He also tied Justin Robinson for the most 3-pointers made in a single game (nine).

ON A ROLL

- Not many in the country have played better than Keve Aluma.
- The redshirt senior had scored double figures in 15 straight games entering the Florida State game on Jan. 29. He scored a season-low four points against the Seminoles.
- It was the longest double-digit scoring streak by a Hokie since Zach LeDay put together 23 straight during the 2016-17 season.

GOTTA FINISH

- Virginia Tech has struggled to close out games down the stretch. Of Tech's 10 losses, six have been decided by five points or less.
- In five of the Hokies' losses, they've led with under five minutes remaining in the game.

Opponent	Score (Time Left)	Final Score
Memphis	56-55 (4:41)	61-69
Xavier	56-53 (2:16)	58-59
Wake Forest	52-61 (9:49)	61-80
Dayton	49-54 (3:41)	57-62
Duke	63-70 (2:08)	65-76
NC State	59-58 (4:54)	63-68
at UVA	52-48 (3:14)	52-54
at BC	61-61 (4:23)	63-68
at UNC	54-57 (5:36)	68-78
Miami	75-70 (2:24)	75-78

JUSTYN MUTTS: ELITE PASSER

- Mutts had a career-high eight assists against Miami, the most of any Tech player in a single game this season.
- They were the most assists in a game by a Virginia Tech player since Wabissa Bede had eight against Longwood on Dec. 21, 2020.
- Bede was also the last player to record eight or more assists in an ACC game (nine at Wake Forest on Jan. 14, 2020).
- Mutts has had three straight games of at least four assists.

PILLAR OF THE PROGRAM

- When asked about his assessment of Hunter Cattoor and the impact on the program, Coach Young responded, "Pretty damn good. Couldn't imagine life without him. He's a pillar of this program. He's one that we have built this program with. He may not pass the eye test at times, but you know what you're going to get. He's brilliant, just a smart basketball guy."

GET IT IN THE PAINT

- In Tech's two games against Notre Dame and NC State, the Hokies produced over 30 points in the paint, leading to two wins.
- When Tech scores 30 points in the paint, the team has a 7-2 record. The lone two losses were to Duke and North Carolina.

MUTTS-SEE TV

- Justyn Mutts is one of the most dynamic players on the Tech roster. That was on full display vs. the Irish where Mutts dialed up a season-high 24 points. It tied for the most points he's scored in a Tech uniform (3/11/21

- vs. North Carolina).
- However, rewind to Wednesday when he finished the UVA game with two points on 1-2 shooting, that didn't sit well with Coach Young.
- The two met prior to Thursday's (1/13) practice where Young asked Mutts what he needed of his head coach and what he could do to get Mutts going. "He's a terrific passer and he becomes so set in that and making the right pass instead of [having the mindset of] lay your ears back and go play," Young offered.
- In other words, when Mutts is the aggressor and more assertive, good things happen.

DOUBLE-DOUBLE KEVE

- Keve Aluma leads the Hokies with four double-doubles this season.

Dbl-Dbl	Opponent	Points	Rebounds
1	vs. Memphis	14	11
2	at Maryland	17	12
3	at Duke	25	10
4	at NC State	10	11

- Aluma has reached double-figure scoring in 18 of Tech's 20 games and double-figure rebounding in four games.

MOMENTUM ON OUR SIDE

- With its third-place finish in the regular-season standings in 2020-21, Tech has finished in the top five of the ACC two of the last three seasons.
- Placing third tied for the highest ACC finish in school history as the Hokies tied for third in 2006-07 and 2009-10.
- If Tech can post a top-five ACC finish this season, it would mark the third time in four years accomplishing that feat.

Season	Head Coach	Record (Conf.)	Finish
2018-19	Buzz Williams	26-9 (12-6)	5th
2019-20	Mike Young	16-16 (7-13)	T10th
2020-21	Mike Young	15-7 (9-4)	3rd
2021-22	Mike Young	12-10 (4-7)	-

- The Hokies charted five top-five ACC finishes in seven years from 2004-05 to 2011-12.

BENCH PRODUCTION

- Through 22 games, the Hokies' reserves are averaging 15.4 points per game.
- Tech has gone over the 30-point threshold four times, with a season-high 36 points



coming against Maine and Cornell.

- The Hokies only managed 21 points in their five ACC games before going off for 17 at NC State.
- Tech had a season-high 32 bench points vs. an ACC foe (at Florida State, 1/29/22). Sean Pedulla led the way with a season-high 20 points.

## DEGREES ON DEGREES

- Storm Murphy and Justyn Mutts are both in grad school at Virginia Tech.
- Murphy graduated from Wofford with a finance degree in May 2021 and is currently pursuing a graduate degree in leadership studies within the Agricultural and Life Sciences program at Virginia Tech.
- Mutts graduated with a psychology degree from Delaware and completed his master's degree at Tech in agricultural and life sciences with a concentration in education in May 2021. He's currently pursuing his second master's degree in educational psychology.
- Keve Aluma earned his first undergraduate degree in human development from Virginia Tech in May 2021 and is currently working on his second undergraduate degree in sociology.

## PUT THE CLAMPS ON 'EM

- Through the first five games of the season, the Hokies held each of their opponents below 60 points. Their 62.27 scoring defense average ranks second in the ACC and 29th nationally.

Rank	School	Games Played	Points Allowed	Average
1	Virginia	22	1311	59.59
2	Virginia Tech	22	1370	62.27
3	Duke	21	1358	64.67
4	Notre Dame	22	1450	65.91
5	Boston College	21	1385	65.95

- In addition to their scoring defense, the Hokies rank seventh in the ACC in field-goal percentage defense (.422).
- Tech held its first six opponents of the season below 40 percent shooting before Xavier shot 47.8 percent against the Hokies on Nov. 26.

## OWNING THE ARC

- The 3-point line has been under new management 22 games into the 2021-22 season. Tech has owned both sides of the arc, ranking second in 3FG% defense (.310) and first in 3FG% (.411) among ACC programs. The Hokies are also first in 3-pointers made per game (9.0).

## WINNING THE TURNOVER BATTLE

- Through 22 games this season, Tech has won the turnover battle 14 times, posting a 9-5 record.
- The Hokies rank sixth in the ACC and 37th nationally in turnovers per game (11.1).

## TECH SIGNS NO. 26 CLASS IN THE COUNTRY

- Coach Young announced the signing of three standout recruits during the early signing period, which began on Nov. 10. The Hokies are set to welcome MJ Collins (Rock Hill, S.C.), Patrick Wessler (Matthews, N.C.) and Rodney Rice (Clinton, Md.) to Blacksburg next summer as part of Tech's 26th-ranked recruiting class according to 247Sports.



## STANDINGS

TEAM	OVERALL	ACC	PCT
1. Duke	18-3	8-2	.857
2. Miami	16-6	8-3	.727
North Carolina	16-6	8-3	.727
4. Notre Dame	15-7	8-3	.682
5. Wake Forest	18-5	8-4	.783
6. Virginia	13-9	7-5	.591
7. Florida State	13-8	6-5	.619
8. Syracuse	11-11	5-6	.500
9. Louisville	11-11	5-7	.500
10. Clemson	12-9	4-6	.571
<b>11. Virginia Tech</b>	<b>12-10</b>	<b>4-7</b>	<b>.545</b>
12. Boston College	9-12	4-7	.429
13. Pitt	8-14	3-8	.364
14. NC State	10-13	3-9	.435
15. Georgia Tech	9-12	2-8	.429

## PREDICTED ORDER OF FINISH

TEAM (FIRST-PLACE VOTES)	POINTS
1. Duke (47)	1132
2. Florida State (14)	1034
3. North Carolina (5)	1001
4. Virginia (9)	949
<b>5. Virginia Tech (5)</b>	<b>857</b>
6. Louisville (1)	791
7. Syracuse	781
8. Notre Dame	599
9. NC State	555
10. Georgia Tech	524
11. Clemson	430
12. Miami	428
13. Wake Forest	274
14. Pitt	253
15. Boston College	112

## PRESEASON ALL-ACC TEAM

### First Team

Buddy Boenheim, Syracuse

**Keve Aluma, Virginia Tech**

Paolo Banchemo, Duke

Armando Bacot, North Carolina

Isaiah Wong, Miami (Fla.)

### Second Team

Michael Devoe, Georgia Tech

Kihei Clark, Virginia

Prentiss Hubb, Notre Dame

Mark Williams, Duke

Wendell Moore Jr., Duke

Malik Williams, Louisville

Caleb Love, North Carolina

## PRESEASON ACC PLAYER OF THE YEAR

Paolo Banchemo, Duke

## PRESEASON ACC FRESHMAN OF THE YEAR

Paolo Banchemo, Duke





## REUNITED IN BLACKSBURG

- Keve Aluma, Storm Murphy and Coach Young spent two seasons (2017-19) together at Wofford, highlighted by their 2018-19 season that included a first-round win (84-68) over Seton Hall in the 2019 NCAA Tournament.
- Upon Aluma's and Young's departure from Wofford, Murphy stuck around in Spartanburg, South Carolina, guiding the Terriers to a 34-25 record.
- While together at Wofford, the trio combined for a 51-18 (.739) mark.

## WHO IS THIS GUY?

- Keve Aluma only attempted one 3-pointer in his two seasons at Wofford. In Coach Young's words, "it wasn't even close."
- Fast forward two seasons and Aluma has become a post player with range from beyond the arc. He attempted 57 threes in his Hokie debut in 2020-21, knocking down 20 of them for a 35.1 percent clip.
- After going 2-16 through Tech's first eight games this season, Aluma knocked down four of his seven attempts from long range vs. Wake Forest.

## JUSTYN TIME

- Coach Young has gone on record saying, "Justyn Mutts was probably the key to our year last year."
- The Delaware transfer was the Hokies' fourth-leading scorer from last season (9.5) and second-leading rebounder (6.4).
- From Dec. 29, 2020 through the end of the season, Mutts scored at least nine points in 11 of Tech's 14 games. The Millville, New Jersey native twice broke the 20-point plateau - at Miami (Fla.) (22) and vs. North Carolina (24) - during that stretch.

## LOGGING THE MINUTES

- Storm Murphy logged 3,723 minutes in his career entering this season, which is the 16th-most of anyone in the country returning for 2021-22.
- He ranked ninth in that category among point guards.

Rk	Name	School	Minutes
1	Jacob Gilyard	Richmond	4,372
2	Jordan Bohannon	Iowa	4,304
3	Jahlil Jenkins	Stony Brook	4,287
4	Marreon Jackson	Arizona State	4,158
5	Jarrold West	Louisville	4,096
6	Holland Woods	Grand Canyon	3,973
7	Pinky Wiley	Hampton	3,917
8	Kevin Johnson	UIC	3,793
9	Storm Murphy	Virginia Tech	3,723
10	Geo Baker	Rutgers	3,686

## GOOD THINGS COME IN THREES

- Tech has three fifth-year seniors on its roster in Keve Aluma, Storm Murphy and Justyn Mutts.

- They have combined for 9,960 minutes played, 365 games played and 3,509 points scored.

## ALUMA-NATING

- After sitting out the 2019-20 season due to NCAA transfer policy, Keve Aluma bursted onto the scene in Blacksburg.
- He has steadily expanded his game to the point where he led the Hokies in multiple categories last season.

Stat	Total	Team Rank
Games Started	22	T1st
Field Goals Made	118	1st
Free Throws Made	78	1st
Points	334	1st
Rebounds	174	1st
Blocks	29	1st
Minutes	674	1st

## IT'S IN THE NAME

- Storm Murphy's first name comes from his Mom's maiden name - Storm, in addition to being born in January during a snowstorm in Wisconsin.

## TRACKING THE TREY

- Coach Young's last four teams at Wofford all finished inside the top 10, nationally, in 3-point field-goal percentage.
- With the additions of Storm Murphy and Sean Pedulla, Tech will look to make a big jump in this category in 2021-22.

Season	School	3FG%	Rank
2021-22	Virginia Tech	41.1	4th
2020-21	Virginia Tech	35.4	95th
2019-20	Virginia Tech	35.2	81st
2018-19	Wofford	41.4	2nd
2017-18	Wofford	41.3	5th
2016-17	Wofford	40.3	7th
2015-16	Wofford	40.8	8th

## BOLD PREDICTION

- During the Oct. 26 airing of "Nothing But Net," basketball analyst Luke Hancock picked Virginia Tech as his bold prediction to win the ACC regular season championship.
- Hancock cited bringing back a ton of veterans, including Keve Aluma, who he believes will make a run at ACC Player of the Year.

## ELITE CHARGE TAKER CATTOOR

- Junior guard Hunter Cattoor drew a charge at North Carolina, running his season total to 11 charges drawn for the season. ~ h/t David Cunningham



The 2021-22 season marks the 20th for Mike Young as a head coach.

## SPECIALTY STAT TRACKER

Opponent	Off TOs	Paint	2nd Chance	FB	Bench
Maine	22	42	8	2	36
at Navy	19	36	9	6	10
Radford	12	26	6	1	18
St. Francis (Pa.)	10	40	17	7	34
Merrimack	16	24	10	4	23
vs. Memphis	3	20	7	9	5
vs. Xavier	21	24	3	4	10
at Maryland	12	20	15	3	9
Wake Forest	10	28	6	4	7
Cornell	18	40	13	7	36
at Dayton	19	26	12	7	11
vs. St. Bonaventure	16	26	13	3	24
at Duke	13	36	8	4	2
NC State	12	28	11	4	7
at Virginia	3	20	2	3	2
Notre Dame	9	32	6	0	3
at NC State	11	34	13	7	17
at Boston College	11	26	4	2	8
at North Carolina	7	36	10	2	6
Miami	8	20	8	3	23
at Florida State	16	20	7	0	32
Georgia Tech	14	36	9	10	16

at Pittsburgh  
Pittsburgh  
Syracuse  
Virginia  
North Carolina  
at Georgia Tech  
at Miami  
Louisville  
at Clemson  
ACC Tournament

Total +/-	+21	+24	+14	-56	-48
Season Highs	22	42	17	10	36

## FAST BREAK

Tech has registered **two** wins over Top-5 programs under head coach Mike Young - most recently an 81-73 win over No. 3 Villanova on Nov. 28, 2020.

## THE OPPONENT

### SCOUTING THE PANTHERS



### STAT LEADERS

Scoring	G-GS	Pts.	PPG
John Hugley	22-22	337	15.3
Jamarius Burton	20-16	263	13.2

Rebounding	G-GS	Rebs.	RPG
John Hugley	22-22	188	8.5
Mouhamadou Gueye	22-18	133	6.0

Assists	G-GS	Asts.	APG
Femi Odukale	21-19	66	3.1
Jamarius Burton	20-16	49	2.5

Blocks	G-GS	Blks.	BPG
Mouhamadou Gueye	22-18	42	1.9
John Hugley	22-22	10	0.5

Steals	G-GS	Stls.	SPG
Jamarius Burton	20-16	22	1.1
John Hugley	22-22	19	0.9

### ABOUT PITT

- Pitt has dropped four of its last five games with three of those losses coming by 13 or more points. The Panthers started ACC play 1-3 with each of their first four games decided by three points or less. Since that run of close games to start conference play, Pitt has gone 2-5 in league games with six of seven games decided by 10 or more.
- John Hugley is the centerpiece of Pitt's team, averaging 15.3 points and 8.6 boards per game. The 6-foot-9 forward from Cleveland, Ohio is one of three players (Armando Bacot and Dereon Seabron) to average more than 15 points and 8.5 rebounds. Hugley leads the nation in free-throw attempts, averaging 7.6 per game.
- The Panthers struggle shooting the ball, as they rank last in the ACC in field-goal percentage and 3-point percentage.
- Jeff Capel is in his third season as head coach at Pitt. He previously served as head coach at VCU and Oklahoma, where he made three NCAA Tournament appearances, before serving as an assistant and associate head coach at Duke for seven years under Mike Krzyzewski.

## TEAM COMPARISON

VT	Stat	PITT
70.5	Points Per Game	62.1
62.3	Opponents Points Per Game	66.3
+8.2	Scoring Margin	-4.2
31.7	Rebounds Per Game	35.7
+0.6	Rebounding Margin	+4.4
.474	FG Percentage	.410
.422	FG Percentage Defense	.421
.411	3FG Percentage	.304
.309	3FG Percentage Defense	.342
9.0	3FG Made Per Game	5.0
.745	FT Percentage	.689
14.2	Assists Per Game	10.9
11.1	Turnovers Per Game	13.5

## LAST TIME VS. PITT

- Pitt won the last meeting between the two sides on Feb. 3, 2021, snapping a five-game series win streak for the Hokies.
- Keve Aluma scored a career-high 30 and hauled in 10 boards in the 83-72 loss, but his performance was bested by Pitt's Xavier Johnson, who had 32 points, five rebounds and seven assists.
- Tech tied its season-high with 30 3-point attempts, but only connected on nine.
- With 7:30 remaining in the contest, Pitt led by only two points before putting together a 13-0 run. Tech was unable to bring the deficit below 11 points for the remainder of the game.
- The Panther's bench was the deciding factor in the contest, as they outscored the Hokies' reserves, 47-12.

## LAST TIME OUT

**Georgia Tech (9-12, 2-8 ACC) vs. Virginia Tech (12-10, 4-7 ACC)**  
02/02/22 at Cassell Coliseum, Blacksburg, VA

Date:	02/02/22	Time:	7:00 PM	Attendance:	5,887	Site:	Cassell Coliseum, Blacksburg, VA	Referee:	Matt Potter, Brian Dorsley, Ron Groover						
<b>Georgia Tech 66</b>															
#	Player	GS	MIN	FG	3PT	FT	ORB	DRB	REB	PF	A	TO	BLK	STL	PTS
00	Devoe, Michael	*	38	11-19	5-9	3-3	1-1	2	2	0	4	0	0	0	30
01	Stevenson, Kyle	*	27	4-9	1-1	0-0	1-1	2	1	3	1	0	2	9	
04	Usher, Jordan	*	26	3-12	2-6	0-0	0-3	3	5	1	2	0	0	8	
24	Howard, Rodney	*	24	1-3	0-0	2-2	2-4	4	3	1	2	2	2	4	
12	Moore, Khalid	*	22	0-6	0-2	0-0	2-1	3	4	0	1	0	1	0	
05	Smith, Davion	*	19	3-7	1-3	2-2	0-2	2	0	2	0	0	2	9	
10	Coleman-Dubin, "Dubbo"	*	24	2-5	1-2	1-1	0-2	2	2	1	0	0	0	6	
13	Kelly, Miles	*	13	0-2	0-2	0-0	0-3	3	3	0	2	0	0	0	
14	Moore, Jason	*	7	0-0	0-0	0-0	1-1	2	3	0	1	0	0	0	
02	Giglihera, Sabá	*	0	0-1	0-0	0-0	0-0	0	0	0	0	0	0	0	
19	TECH		0	0-0	0-0	0-0	0-1	1	0	0	0	0	0	0	
TR	<b>Totals</b>		<b>200</b>	<b>34-60</b>	<b>10-28</b>	<b>6-9</b>	<b>7-19</b>	<b>26</b>	<b>20</b>	<b>6</b>	<b>12</b>	<b>2</b>	<b>7</b>	<b>66</b>	
<b>Team Summary</b>															
		FG		3PT		FT									
First Half		14-32	43.75%			4-12	33.33%			3-3	100.00%				
Second Half		20-28	71.4%			6-13	46.15%			5-5	100.00%				
<b>Total</b>		<b>34-60</b>	<b>56.7%</b>			<b>10-28</b>	<b>35.7%</b>			<b>8-8</b>	<b>100.0%</b>				
<b>Technical Fouls:</b> none															
<b>Second Chance Points:</b> 2															
<b>Lead Changes:</b> 2															
<b>Points off Turnovers:</b> 10															
<b>Bench Points:</b> 15															
<b>Score Tied:</b> 0 times															
<b>Points in the Paint:</b> 26															
<b>Largest Lead:</b> 0															
<b>Fast Break Points:</b> 5															
<b>Virginia Tech 81</b>															
#	Player	GS	MIN	FG	3PT	FT	ORB	DRB	REB	PF	A	TO	BLK	STL	PTS
22	Aluma, Keve	*	27	8-11	0-0	8-9	3-4	7	1	1	3	0	0	24	
05	Murphy, Storm	*	32	6-10	4-6	2-2	0-3	3	1	3	2	0	1	18	
25	Muto, Justin	*	33	4-4	0-0	2-2	5-3	8	2	4	2	1	0	10	
00	Cantow, Hunter	*	38	0-8	1-7	3-4	0-5	5	2	3	2	1	0	8	
04	Alleyne-Joshua	*	26	2-7	1-4	0-0	0-0	0	3	2	1	0	2	5	
06	Wardlaw, David	*	18	3-8	0-0	1-2	1-6	7	0	2	0	1	0	7	
13	Madison, Darius	*	14	2-4	1-2	1-3	0-1	1	2	1	1	0	0	6	
09	Reddick, Sean	*	10	1-1	1-1	0-0	0-1	3	0	0	2	0	0	3	
21	Ogden, John	*	2	0-0	0-0	0-0	0-0	0	0	0	0	0	0	0	
19	TECH		0	0-0	0-0	0-0	0-1	4	0	0	0	0	0	0	
TR	<b>Totals</b>		<b>200</b>	<b>39-63</b>	<b>6-20</b>	<b>17-22</b>	<b>9-27</b>	<b>36</b>	<b>11</b>	<b>14</b>	<b>3</b>	<b>4</b>	<b>8</b>	<b>81</b>	
<b>Team Summary</b>															
		FG		3PT		FT									
First Half		15-25	60.00%			6-12	50.00%			10-12	83.33%				
Second Half		24-38	63.2%			11-10	110.0%			7-8	87.5%				
<b>Total</b>		<b>39-63</b>	<b>61.6%</b>			<b>17-22</b>	<b>77.3%</b>			<b>17-20</b>	<b>85.0%</b>				
<b>Technical Fouls:</b> none															
<b>Second Chance Points:</b> 9															
<b>Lead Changes:</b> 2															
<b>Points off Turnovers:</b> 14															
<b>Bench Points:</b> 16															
<b>Score Tied:</b> 0 times															
<b>Points in the Paint:</b> 36															
<b>Largest Lead:</b> 0															
<b>Fast Break Points:</b> 10															

## 2021-22 HONORS WATCH



### Keve Aluma

- Naismith Memorial Basketball Hall of Fame
- Karl Malone Award Watch List

### ACC Preseason Voting

- First-Team All-ACC

### The Athletic

- College Basketball's Top-20 Bigs - No. 18

### ESPN

- MBB Top-25 Players for 2021-22 - No. 19

### Lute Olson Award

- Lute Olson Award Preseason Watch List
- Lute Olson Award Mid-Season Watch List

### Wooden Award

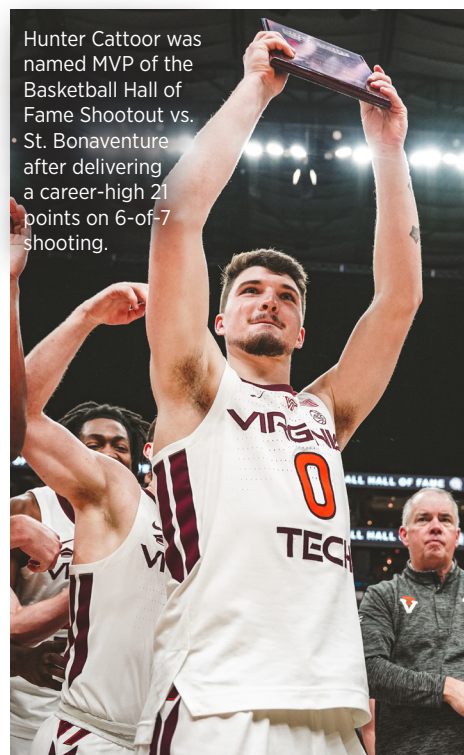
- Wooden Award Preseason Watch List

### Nahiem Alleyne

- NIT Season Tip-Off
- All-Tournament Team

### Hunter Cattoor

- Basketball Hall of Fame Shootout
- Most Valuable Player



Hunter Cattoor was named MVP of the Basketball Hall of Fame Shootout vs. St. Bonaventure after delivering a career-high 21 points on 6-of-7 shooting.



## THIS IS HOME

- Shout-out to David Cunningham of Tech Sideline for the below excerpt from an interview he had with Justyn Mutts.



## CHALLENGING NONCON

- Coach Young's nonconference scheduling philosophy is quite different from his predecessor - one in which should provide plenty of Quadrant 1 and Quadrant 2 opportunities for the NCAA Tournament resume.
- The Hokies have the potential to play up to six Quadrant 1 or 2 games in their nonconference slate, highlighted by games vs. Memphis, vs. Xavier, at Maryland and vs. St. Bonaventure.
- It's important to note, Tech secured two Quadrant 1 wins all of last season (vs. Villanova and vs. Virginia).
- Six of the Hokies' 11 nonconference games will be played either on the road or at neutral sites.
- Three of Tech's nonconference opponents appeared in the AP preseason poll: No. 12 Memphis, No. 21 Maryland and No. 23 St. Bonaventure.

## HOKIES IN PRIMETIME

- If you're a night owl, then the Hokies' 2021-22 schedule will be right up your ally.
- Tech is set to appear in at least 11 games this season with an official start time of 8 p.m. or later. Seven of those games will tip at 9 p.m. or later.

## PROGRAM WIN NO. 1,500

- Virginia Tech earned its 1,500th program win Nov. 21 vs. Merrimack, becoming the 90th men's basketball program in Division I history to achieve the mark.
- Tech joined ACC counterparts North Carolina, Duke, Syracuse, Notre Dame, NC State, Louisville, Virginia, Pitt and Wake Forest as the 10 conference programs that have reached the milestone.

## NATIONAL POLLS

### ASSOCIATED PRESS POLL

Updated: Jan. 31

Rank	School	Record	Points
1	Auburn (49)	20-1	1508
2	Gonzaga (12)	17-2	1475
3	UCLA	16-2	1338
4	Purdue	18-3	1282
5	Kentucky	17-4	1195
6	Houston	18-2	1164
7	Arizona	17-2	1159
8	Baylor	18-3	1141
9	Duke	17-3	1107
10	Kansas	17-3	1014
11	Wisconsin	17-3	938
12	Villanova	16-5	807
13	Michigan State	16-4	751
14	Texas Tech	16-5	741
15	Providence	18-2	709
16	Ohio State	13-5	548
17	UConn	15-4	483
18	Illinois	15-5	445
19	USC	18-3	337
20	Iowa State	16-5	324
21	Xavier	15-5	255
22	Tennessee	14-6	234
23	Texas	16-5	203
24	Marquette	15-7	188
25	LSU	16-5	180

**Receiving Votes:** Alabama 97, Murray State 42, Saint Mary's 32, Boise State 32, Miami 29, Indiana 22, Davidson 10, Arkansas 7, Iowa 6, Iona 6, TCU 4, Loyola Chicago 4, Notre Dame 4, Colorado State 3, Toledo 1

**Dropped from Rankings:** Davidson 25

### USA TODAY COACHES' POLL

Updated: Jan. 31

Rank	School	Record	Points
1	Gonzaga (16)	17-2	784
	Auburn (16)	20-1	784
3	Purdue	18-3	691
4	UCLA	16-2	647
5	Arizona	17-2	618
6	Duke	17-3	604
7	Kentucky	17-4	595
8	Baylor	18-3	584
9	Houston	18-2	567
10	Kansas	17-3	511
11	Wisconsin	17-3	478
12	Villanova	16-5	461
13	Michigan State	16-4	405
14	Texas Tech	16-5	386
15	Providence	18-2	384
16	Ohio State	13-5	296
17	UConn	15-4	260
18	Illinois	15-5	256
19	USC	18-3	199
20	Tennessee	14-6	147
21	Texas	16-5	134
22	Iowa State	16-5	129
23	Xavier	15-5	113
24	Marquette	15-7	80
25	LSU	16-5	78

**Receiving Votes:** Alabama 39, Boise State 27, Saint Mary's 22, Colorado State 22, Miami 19, Indiana 16, TCU 10, Murray State 9, Davidson 8, Wake Forest 8, Iowa 7, Florida State 7, Seton Hall 5, Notre Dame 3, Arkansas 3, Wyoming 1, Toledo 1, Oregon 1, Oklahoma 1

**Dropped from Rankings:** Colorado State 22

### TRACKING TECH

	AP	Coaches
Preseason	RV	RV
11/15	RV	-
11/22	RV	RV
11/29	RV	-
12/6	-	-
12/13	-	-
12/20	RV	-
12/27	-	-
1/3	-	-
1/10	-	-
1/17	-	-
1/24	-	-
1/31	-	-
2/7	-	-
2/14	-	-
2/21	-	-
2/28	-	-
3/7	-	-
3/14	-	-
Final	-	-

**Ratings Tracker** (through Feb. 2)

ESPN.com BPI	26
KenPom.com	42
NCAA NET Rankings	51
Sagarin	39

**Virginia Tech's "Best" NET Wins:**

70 - Notre Dame  
82 - Florida State  
102 - St. Bonaventure



**NOTEWORTHY**

**STORM WARNING**

- Grad student Storm Murphy takes over the reins at point guard following the graduation of Wabissa Bede.
- The Wofford transfer averaged 17.8 points, 3.3 rebounds and 4.3 assists last season. He was one of only 11 players to average that stat line or better nationally.
- Murphy tallied double figures in 21 of 24 contests, including 10 20-point performances, and dished over five assists on eight occasions.
- He concluded his Wofford career with 1,315 points to finish 24th on the program's all-time scoring list.
- The First-Team All-SoCon selection will provide a scoring threat from outside, as he shot 40 percent from three last season.
- Murphy knocked down 70 3-pointers a year ago. In comparison, Bede connected on 12 with a 24.5 percent clip.

**DANCIN' IN YEAR TWO**

- In previous seasons in Virginia Tech history, the fastest head coach to make the NCAA Tournament was in Year Three. Those Hokies were Howie Shannon, Charlie Moir and Buzz Williams.
- Therefore, with Mike Young doing so in Year Two, he became the fastest Tech coach to make The Dance.

**HOKIE CENSUS**

- Tech has 13 players on the squad who represent eight states and two international countries (Netherlands, Nigeria).
- Florida leads the way with three players – Hunter Cattoor, Lynn Kidd and Jalen Haynes – while Maryland has two players – Keve Aluma and Darius Maddox.

**BOUNCEBACK MENTALITY**

- Tech doesn't lose back-to-back games as it did against Memphis and Xavier, often.
- Young and the Hokies were 5-1 last season after a loss with their lone back-to-back losing skid coming at the end of the season to North Carolina in the ACC Tournament and Florida in the NCAA Tournament.
- In 2019-20, Young had five wins following a loss.

**50 SPOT**

- Tech shot over 50 percent in a game five times during the 2020-21 season - going 5-0.
- Since Young got to Blacksburg, the Hokies are 18-2 in contests shooting 50 percent or greater - only losses: vs. BYU (11/27/19) and vs. Miami (1/26/22).
- Over the last decade (2010-11 season to present), Tech is 89-13 when shooting 50 percent or better.

**LEADING AT THE BREAK**

- Over the last two seasons, Tech is 23-5 when leading at halftime, with two of the losses coming against North Carolina and Florida to end the 2020-21 season.
- The Hokies are 36-9 in the Mike Young era when up at half.

**GREEN-LIGHTED FROM THREE**

- With the potential lineup of Storm Murphy, Hunter Cattoor, Nahiem Alleyne, Justyn Mutts and Keve Aluma, all five of those players have the green light from distance.
- The last team Coach Young had with this type of threat from deep was his 2018-19 Wofford squad, which ranked second nationally in 3-point accuracy (41.4). The Terriers finished 30-5 that season, including an unbeaten mark in SoCon action, and

reached the second round of the 2019 NCAA Tournament.

**RANKED WINS BECOMIN' COMMON**

- Tech had four ranked wins last season, tying the most-ever in school history (set 2017-18).

**REACH OUR POTENTIAL**

- When asked how he'd define success for this season, Coach Young expressed he wanted the Hokies to reach their potential.
- "That will be a real success for me," he said, "And I'll get back to the mountains of North Carolina this spring and fish with a big smile on my face."

**ACC POY CONVERSATION**


- Keve Aluma is undoubtedly in the conversation for ACC Player of the Year heading into the 2021-22 season.
- The 6-foot-9 forward was a Second-Team All-ACC pick last season, four points behind Virginia's Sam Hauser for the final spot on the first team.
- With the entire All-ACC first team gone, Aluma is the leading returning point getter from the all-conference voting a year ago.

Finish	Player	School
6th	Keve Aluma	Virginia Tech
12th	Isaiah Wong	Miami
14th	Prentiss Hubb	Notre Dame
15th	Armando Bacot	North Carolina

**PREGAME VIBES**

- Curious what Mike Young may listen to in the locker room pregame? During the Dec. 7 airing of Packer and Durham, Young pointed out he and David Jackson (Tech's strength and conditioning coach) listen to Pearl Jam, Bruce Springsteen and Rolling Stones prior to the team returning to the locker room.





CASSELL COLISEUM - RENDERING OF PROPOSED \$75 MILLION-PLUS RENOVATION OF VIRGINIA TECH'S HOME VENUE

**REACH FOR EXCELLENCE**


- Virginia Tech announced on April 20, 2021 a \$400 million fundraising campaign to propel Hokie sports to the forefront of the Atlantic Coast Conference, prepare generations of student-athletes for success in life, and raise the university's profile nationwide.
- The campaign will leverage the momentum of recent successes on the field and in fundraising, such as adding about 10,000 more Hokie Club members in the past five years and opening the Student-Athlete Performance Center, thanks to a record gift. Still, leaders acknowledged that the athletics enterprise needs an infusion of revenue in order to compete at the top of the ACC.
- The budget increase will support athletics in three primary areas: facilities, coaching, and the student-athlete experience.



- The Reach for Excellence campaign has five main pillars, which are:
  - A football enhancement fund to build a program that consistently competes at the top of the ACC, by allotting \$30 million over time for recruiting, assistant coaches' salaries, quality-control coaches, player development, and capital needs.
  - Renovations to improve Cassell Coliseum, with at least \$50 million to be raised privately.
  - The Drive for 25 initiative to increase Hokie Club membership to 25,000 and raise \$20 million annually for student-

athlete scholarships.

- Striving for comprehensive excellence for all sports by providing operating expenses, facility improvements, nutritional and strength and conditioning programs, and more.
- Increasing the number of student-athlete scholarship endowments to expand capacity to support students and broaden reach in recruiting.
- When it's filled with nearly 10,000 fans cheering the Hokies to victory in the last seconds of a basketball game, Cassell Coliseum is an amazing sight. But when it's empty, the home of Virginia Tech basketball, volleyball, and wrestling shows its age. Built in the early 1960s, the Coliseum is due for an extensive renovation.
- Plans call for a completely redesigned experience, including:
  - A new glass entrance along Washington Street
  - Extended concourse areas along both sides to allow fans easier access to different sections of the coliseum
  - The addition of high-end premium seating areas, including club seating and luxury suites on both sides
- This much-needed \$75 million-plus project, helped by at least \$50 million in private support, would create one of the best home venues in the ACC.



**“HOKIE TRACKS”**



**COMMENTS THAT LEFT AN IMPRESSION**

“This team isn't getting the same amount of attention as other teams in the ACC, but it's likely going to start three fifth-year seniors and two juniors. That type of experience can't be understated.”

- **Jon Rothstein, College Hoops Today**

“Keep an eye baby on the Hokies.”

- **Dick Vitale, ESPN**

“Just so good to have him here. He affects a lot of things. He affects the energy of practice, he affects the winning culture and he's been a part of a lot of winning. I've so thoroughly enjoyed coaching him for his first two years. He's a star. You'll see him coming here in a second and he'll look like your paper boy [...].”

- **Mike Young on Storm Murphy**

“He has as high a basketball IQ as I've been around in 36 years. He's a dynamic athlete. He came to us as a good basketball player, but he's grown by leaps and bounds through his game, his ability to shoot, his ability to make plays off the bounce. [...] Justyn Mutts was probably the key to our year last year. As good as Keve was, as good as Wabissa Bede was. Justyn Mutts is a difference maker.”

- **Mike Young on Justyn Mutts**



## 2021-22 RANKING SUMMARY

Statistic	National Conference		Value National Leader	Value Conference Leader	Value
	Rank	Rank			
3-pt Field Goal Attempts (350 ranked)	130	6	482 Furman	755 Wake Forest	567
Assist Turnover Ratio (350 ranked)	52	7	1.27 Iowa	1.82 Duke	1.67
Assists Per Game (350 ranked)	110	7	14.2 Arizona	20.5 Duke	17.6
Blocked Shots Per Game (350 ranked)	165	10	3.3 Auburn	8.1 Duke	5.6
Defensive Rebounds per Game (350 ranked)	306	14	23.32 Gonzaga	31.79 North Carolina	30.09
Fewest Fouls (350 ranked)	123	5	326 New Hampshire	225 Duke	287
Fewest Turnovers (350 ranked)	94	8	245 New Hampshire	148 Miami (FL)	209
Field-Goal Percentage (350 ranked)	36	3	47.4 Gonzaga	53.5 Wake Forest	48.8
Field-Goal Percentage Defense (350 ranked)	142	7	42.2 Houston	36.1 Duke	39.9
Free Throw Attempts (350 ranked)	328	15	274 Iona	510 Pittsburgh	488
Free Throws Made (350 ranked)	301	15	204 Arkansas	372 Wake Forest	337
Free-Throw Percentage (350 ranked)	77	4	74.5 Villanova	82.5 North Carolina	76.0
Offensive Rebounds Per Game (350 ranked)	292	13	8.41 South Carolina St.	15.55 NC State	12.22
Personal Fouls Per Game (350 ranked)	49	5	14.8 Western Ky.	12.3 Notre Dame	13.1
Rebound Margin (350 ranked)	192	9	0.6 Kentucky	11.9 North Carolina	8.7
Scoring Defense (350 ranked)	29	2	62.3 Texas	55.5 Virginia	59.6
Scoring Margin (350 ranked)	77	3	8.3 Gonzaga	24.9 Duke	15.8
Scoring Offense (350 ranked)	196	9	70.5 Gonzaga	90.8 Duke	80.4
Steals Per Game (350 ranked)	332	15	4.7 LSU	11.2 Florida St.	9.2
Three Pt FG Defense (350 ranked)	76	2	31.0 Grand Canyon	25.9 Duke	29.5
Three-Point Field Goals Per Game (350 ranked)	45	1	9.0 Furman	12.5 Virginia Tech	9.0
Three-Point Field-Goal Percentage (350 ranked)	4	1	41.1 South Dakota St.	44.5 Virginia Tech	41.1
Total 3-point FGM (350 ranked)	33	1	198 Furman	299 Virginia Tech	198
Total Assists (350 ranked)	79	6	312 Furman	434 Duke	369
Total Blocks (350 ranked)	135	9	72 Auburn	179 Duke	117
Total Rebounds (350 ranked)	239	13	698 South Carolina St.	941 North Carolina	903
Total Rebounds Per Game (350 ranked)	328	13	31.73 Arizona	43.68 North Carolina	41.05
Total Steals (350 ranked)	309	15	104 LSU	247 Florida St.	193
Turnover Margin (346 ranked)	126	7	1.0 Abilene Christian	9.1 Miami (FL)	4.1
Turnovers Forced (350 ranked)	247	8	12.18 Abilene Christian	21.82 Florida St.	15.38
Turnovers Per Game (350 ranked)	37	6	11.1 Wisconsin	8.3 Miami (FL)	9.5
Won-Lost Percentage (350 ranked)	172	9	54.5 Auburn	95.5 Duke	85.7

## GAMES STARTED

	Streak	21-22	Career	ACC
Hunter Cattoor	22	22	27	14
David N'Guessan	-	-	-	-
Sean Pedulla	-	-	-	-
Nahiem Alleyne	42	22	70	39
Storm Murphy	105*	22	142	11
Camden Johnson	-	-	-	-
Jalen Haynes	-	-	-	-
Darius Maddox	-	-	-	-
Ben Varga	-	-	-	-
Lynn Kidd	-	-	-	-
John Ojiako	-	-	2	2
Keve Aluma	52^	22	80	24
Justyn Mutts	43	22	93	24


\* 83 games at Wofford  
^ 8 games at Wofford



## NON-CONFERENCE BREAKDOWN

Team	NET	Result
Maine	358	W, 82-47
at Navy	51	W, 77-57
Radford	249	W, 65-39
St. Francis (Pa.)	200	W, 85-55
Merrimack	243	W, 72-43
vs. #9/10 Memphis	65	L, 69-61
vs. #25/RV Xavier	30	L, 59-58
at Maryland	155	W, 62-58
Cornell	99	W, 93-60
at Dayton	95	L, 62-57
vs. St. Bonaventure	83	W, 86-49

Tech will play at least three times at Barclays Center this season.



Keve Aluma has notched a team-best 10 double-doubles over the last two seasons.



## SEASON BREAKDOWN

### TECH'S RECORD WHEN...

	2021-22
Overall	12-10
ACC	4-7
At home	7-3
On the road	4-5
At neutral sites	1-2
After a win	6-5
After a loss	5-5
In overtime	0-0
vs. ranked opponents	0-3
Winning the opening tip	10-4
Losing the opening tip	2-6
Decided by 1-4 points or OT	2-3
Decided by 5-10 points	1-5
Decided by 11-20 points	3-2
Decided by 21+ points	6-0
Leading at half	11-3
Tied at half	0-0
Trailing at half	1-7
VT shoots 50% or better	9-1
VT shoots 40-49.9%	2-7
VT shoots less than 40%	1-2
VT out-shoots opponent	11-2
Opp. out-shoots VT	1-8
Opp. shoots 40% or better	5-8
Opp. shoots less than 40%	7-2
VT out-rebounds opponent	9-1
Opp. out-rebounds VT	3-9
Rebounds are tied	0-0
VT has more FT attempts	7-4
Opp. has more FT attempts	4-6
VT makes more 3-pointers	10-5
Opp. makes more 3-pointers	2-4
VT wins turnover battle	9-5
Opp. wins turnover battle	3-5
Turnovers are tied	0-0
VT scores 100+	0-0
VT scores 90-99 points	1-0
VT scores 80-89 points	5-0
VT scores 70-79 points	3-1
VT scores 60-69 points	3-6
VT scores 50-59 points	0-3
VT scores < 50 points	0-0
Opp. scores > 99 points	0-0
Opp. scores 90-99 points	0-0
Opp. scores 80-89 points	0-1
Opp. scores 70-79 points	2-3
Opp. scores 60-69 points	2-4
Opp. scores 50-59 points	4-2
Opp. scores < 50 points	4-0
Playing on Monday	1-1
Playing on Tuesday	1-1
Playing on Wednesday	4-4
Playing on Thursday	1-0
Playing on Friday	2-1
Playing on Saturday	2-2
Playing on Sunday	1-1
In November	5-2
In December	3-3
In January	3-5
In February	1-0
In March	0-0
Playing during the day	3-3
Playing at night	9-7
Wearing White	4-3
Wearing Maroon	3-3
Wearing Orange	2-3
Wearing Gray	3-1

### STARTING LINEUPS

#### W/L

12-10      Murphy, Cattoor, Alleyne, Mutts, Aluma

#### Margin of Victory/Defeat

	1	2	3	4	5	6	7	8	9	10	11-19	20+
Wins	-	-	1	1	-	1	-	-	-	-	2	7
Losses	1	1	1	-	3	-	-	1	-	1	2	-

#### Most First Half Points

Virginia Tech      47 vs. Cornell (12/8/21)  
Opponents          40 vs. Notre Dame (1/15/22)

#### Most Second Half Points

Virginia Tech      51 vs. Saint Francis (11/18/21)  
Opponents          44 vs. Duke (12/22/21)

#### Fewest First Half Points

Virginia Tech      22 at Dayton (12/12/21)  
Opponents          18 (2x), vs. Merrimack (11/21/21)

#### Fewest Second Half Points

Virginia Tech      27 (2x), at NC State (1/19/22)  
Opponents          21 vs. Radford (11/15/21)

#### Largest Halftime Lead

Virginia Tech      24 vs. Maine (11/9/21)  
Opponents          8 (2x), vs. Notre Dame (1/15/22)

#### Largest Margin of Victory

Virginia Tech      37 vs. St. Bonaventure (12/17/21)  
Opponents          19 vs. Wake Forest (11/24/21)

### MISCELLANEOUS

#### How 1st Points Were Scored

Layup                4  
3FG                  11  
Jumper              5  
Dunk                -  
Free Throw        2  
Tip-in               -

#### Rebounds Leader

Nahiem Alleyne    1  
Keve Aluma        7  
Hunter Cattoor    2  
Justyn Mutts      12  
David N'Guessan  2

#### Blocks Leader

Keve Aluma        8  
Hunter Cattoor    2  
Darius Maddox    1  
Justyn Mutts      10  
David N'Guessan  8  
John Ojiako        2

#### 15+ Rebounds

-

#### 20+ Rebounds

-

#### Scored VT's 1st Points

Nahiem Alleyne    7  
Keve Aluma        5  
Hunter Cattoor    4  
Storm Murphy     2  
Justyn Mutts      4

#### Assists Leader

Nahiem Alleyne    4  
Keve Aluma        3  
Hunter Cattoor    5  
Storm Murphy     9  
Justyn Mutts      8  
Sean Pedulla      2

#### 10+ Points

Nahiem Alleyne    10  
Keve Aluma        19  
Hunter Cattoor    12  
Darius Maddox    3  
Storm Murphy     8  
Justyn Mutts      11  
David N'Guessan  2  
Sean Pedulla      2

#### 5+ Assists

Keve Aluma        1  
Hunter Cattoor    2  
Storm Murphy     3  
Justyn Mutts      3

#### 10+ Assists

-

#### First Off VT Bench

Darius Maddox    12  
David N'Guessan  16  
John Ojiako        5  
Sean Pedulla      8

#### Steals Leader

Nahiem Alleyne    2  
Keve Aluma        4  
Hunter Cattoor    12  
Darius Maddox    3  
Storm Murphy     3  
Justyn Mutts      9  
David N'Guessan  3  
Sean Pedulla      2

#### 20+ Points

Nahiem Alleyne    2  
Keve Aluma        6  
Hunter Cattoor    2  
Justyn Mutts      2  
Sean Pedulla      1

#### 5+ Blocks

-

#### Double-Doubles

Keve Aluma        4  
Justyn Mutts      1

#### Points Leader

Nahiem Alleyne    3  
Keve Aluma        13  
Hunter Cattoor    4  
Storm Murphy     2  
Justyn Mutts      3  
David N'Guessan  1

#### 30+ Points

-

#### 10+ Rebounds

Keve Aluma        4  
Justyn Mutts      5


THE LAST TIME

LAST TIME VIRGINIA TECH...

Scored 100+ points and won	100-64, vs. Delaware State, 11/20/19
Scored 100+ points and lost	100-104 (2OT), vs. Maryland, 2/27/10
Played in OT	70-75 (OT), vs. Florida, 3/19/21
Played in consecutive OTs	82-77 (OT), vs. UAB, 11/28/15; 79-81 (OT), vs. Northwestern, 12/1/15
Played in 2OT	79-77 (2OT), vs. North Carolina, 1/22/20
Played in 3OT	95-102 (3OT), vs. Miami (Fla.), 1/19/20
Scored 100+ points	100-64, vs. Delaware State, 11/20/19
Scored 90-99 points	93-60, vs. Cornell, 12/8/21
Scored 80-89 points	81-66, vs. Georgia Tech, 2/2/22
Scored 70-79 points	75-78, vs. Miami, 1/26/22
Scored 60-69 points	68-78, at North Carolina, 1/24/22
Scored 50-59 points	52-54, at Virginia, 1/12/22
Scored 40-49 points	47-24, at No. 23/22 NC State, 2/2/19
Scored 30-39 points	39-65, at No. 19/19 Virginia, 1/4/20
Scored 20-29 points	27-40, at McGuire Hospital, 2/2/46
Scored 10-19 points	16-45, at Virginia, 1/30/39
Scored less than 10 points	9-29, vs. North Carolina, 1/12/35
Allowed 100+ points	95-102 (3OT), vs. Miami (Fla.), 1/19/20
Allowed 90-99 points	77-90, vs. BYU, 11/27/19
Allowed 80-89 points	61-80, vs. Wake Forest, 12/4/21
Allowed 70-79 points	85-72, at Florida State, 1/29/22
Allowed 60-69 points	81-66, vs. Georgia Tech, 2/2/22
Allowed 50-59 points	62-59, at NC State, 1/19/22
Allowed 40-49 points	86-49, vs. St. Bonaventure, 12/17/21
Allowed 30-39 points	65-39, vs. Radford, 11/15/21
Allowed 20-29 points	47-24, at No. 23/22 NC State, 2/2/19
Allowed 10-19 points	60-19, vs. Lynchburg, 1/9/46
Allowed less than 10 points	28-9, vs. Hampden-Sydney, 1/17/23
Scored at least 60 points in a half	66, 2nd Half, vs. The Citadel, 11/12/17
Largest margin of victory	83 points, vs. Randolph-Macon (87-4), 1/10/1911
Largest margin of victory in ACC	38 points, vs. Wake Forest (84-46), 2/27/21
Defeated a ranked opponent on the road	47-24, at No. 23/22 NC State, 2/2/19
Defeated a ranked opponent at home	65-51, vs. No. 8/8 Virginia, 1/30/21
Defeated a ranked opponent on a neutral court	81-73 (OT), vs. No. 3/3 Villanova, 11/28/20
Defeated a defending national champion	65-51, vs. No. 8/8 Virginia, 1/30/21
Held opponent without a double-figure scorer	65-39, vs. Radford, 11/15/21
Failed to have a double-figure scorer	41-57, vs. Temple, 2/25/96
Had 6 or more players score in double figures	vs. Cornell, 12/8/21
Had 7 or more players score in double figures	vs. Cornell, 12/8/21
Did not make a 3FG	at Providence, 2/1/03
Opponent did not make a 3FG	at NC State, 2/10/10
Did not shoot a FT in the first half	vs. No. 3/3 Villanova, 11/28/20
Did not shoot a FT in the second half	vs. Virginia, 12/5/10
Opponent did not shoot a FT	vs. Merrimack, 11/21/21
Held an opponent under 10 points in a half	9 points, vs. Eastern Michigan, 12/22/11
Held an opponent under 20 points in a half	18 points, vs. Merrimack, 11/21/21
Had double-figure blocked shots	10, 84-46, vs. Wake Forest, 2/27/21
Came back from a double-figure deficit to win	10 points, vs. Notre Dame, 1/15/22
Lost a double-digit lead	11 points, at Boston College, 1/22/22
Led by 20 or more points at halftime	22 points, vs. St. Bonaventure, 12/17/21
Had 20-29 assists in a game	20, vs. Miami, 1/26/22
Had 30 or more assists	36, vs. The Citadel, 11/12/17
Held a team under 20 percent from the floor	16.7%, at No. 23/22 NC State, 2/2/19
Held a team under three made FGs in a half	2 FG, vs. Notre Dame, 1/10/21
Won an NCAA Tournament game	67-58, vs. Liberty, 3/24/19

WHAT'S A HOKIE?

The answer leads all the way back to 1896 when Virginia Agricultural and Mechanical College changed its name to Virginia Polytechnic Institute. With the change came the necessity for writing a new cheer and a contest for such a purpose was held by the student body.



Senior O.M. Stull won first prize for his "Hokie" yell which is still used today. Later, when asked if "Hokie" had any special meaning, Stull explained the word was solely the product of his imagination and was used only as an attention-getter for his yell. It soon became a nickname for all Tech teams and for those people loyal to Tech athletics.

The official university school colors - Chicago Maroon and Burnt Orange - also were introduced in 1896. The colors were chosen by a committee because they made a 'unique combination' not worn elsewhere at the time. The official definition of "Hokie" is "a loyal Virginia Tech Fan."



OUR NAME

When referring to our name, we ask that you use Virginia Tech, Hokies or Tech - and not 'Vah Tech.' Thank you!

## THE LAST TIME

### LAST TIME A VIRGINIA TECH PLAYER...

Recorded a double-double	Justyn Mutts (18 pts./10 rebs), at North Carolina, 1/24/22
Recorded a triple-double	Chris Clarke (13 pts./12 rebs./10 ast.), vs. The Citadel, 2/27/10
Two Tech players recorded double-doubles in same game	Keve Aluma (14 pts./12 rebs.) & Justyn Mutts (14 pts./11 rebs.), at Notre Dame, 1/27/21
Two Tech players recorded double-doubles in consecutive games	vs. North Carolina (ACC Tournament), 3/13/09; vs. Duquesne (NIT), 3/18/09
Had five or more steals	Nickeil Alexander-Walker (6), vs. Miami (Fla.), 1/30/19
Had 10 or more assists in a game	Wabissa Bede (10), vs. Delaware State, 11/20/19
Had 20 or more rebounds in a game	Jeff Allen (21), vs. Longwood, 12/14/08
Two Tech players with double-figure rebounds	Justyn Mutts (12) & Keve Aluma (11), vs. No. 9/10 Memphis, 11/24/21
Two Tech players had five or more assists	Justyn Mutts (6) & Hunter Cattoor (5), vs. Maine, 11/9/21
Three Tech players had five or more assists	Chris Clarke (10), Justin Robinson (6) & Seth Allen (6), vs. The Citadel, 12/17/16
Four Tech players had five or more assists	Kerry Blackshear Jr. (8), Devin Wilson (7), Justin Robinson (7) & Chris Clarke (5), vs. The Citadel, 1/30/21
Three Tech players made five or more 3FG	Nahiem Alleyne (5), Jalen Cone (5) & Isaiah Wilkins (5), vs. Delaware State, 11/20/19
Eight or more Tech players made a 3FG	8 players, vs. Merrimack, 11/21/21
Two Tech players scored 20 or more points	Hunter Cattoor (27) & Sean Pedulla (20), at Florida State, 1/29/22
Three Tech players scored 20 or more points	Nickeil Alexander-Walker (25), Ahmed Hill (23) & Justin Robinson (23), vs. No. 23/22 Purdue, 11/18/18
Two Tech players scored 20 or more points in consecutive games	Nickeil Alexander-Walker & Kerry Blackshear Jr., 11/10/17 & 11/12/17
Tech freshman scored 20 or more points in a game	Sean Pedulla (20), at Florida State, 1/29/22
Three Tech freshmen scored in double figures in a game	Hunter Cattoor (14), Jalen Cone (11) & Lander Nolley II (10), vs. North Carolina, 3/10/20
Four Tech freshmen scored in double figures in a game	Landers Nolley II (21), Tyrece Radford (21), Jalen Cone (15) & Nahiem Alleyne (10), at Wake Forest, 1/14/20
Tech player scored 30-39 points in a game	Keve Aluma (30), at Pittsburgh, 2/3/21
Tech player scored 40-49 points in a game	Dorenzo Hudson (41), vs. Seton Hall, 1/2/10
Tech player scored 50+ points in a game	Bimbo Coles (51), vs. Southern Miss, 2/6/88
Tech player had consecutive double-doubles	Keve Aluma, 1/27/21, 1/30/21, 2/3/21
Tech player had three consecutive double-doubles	Keve Aluma, 1/27/21, 1/30/21, 2/3/21
Tech freshman had consecutive double-doubles	Kerry Blackshear Jr., 12/13/15, 12/19/15
Tech allowed a triple-double	Dennis Smith Jr. (27 pts./11 rebs./11 ast.), at NC State, 1/4/17
Tech had a walk-on score double figures	Christian Beyer (13), vs. Alabama A&M, 12/14/14



### NAW IN YEAR 3

- Nickeil Alexander-Walker left his mark on Virginia Tech and is working on making a name for himself at the next level with the New Orleans Pelicans.
- A first-round draft pick in 2019, the Toronto native played in 46 games last season, averaging 21.9 minutes per game and 11 points per game.
- Averaging 13.3 points per game in his last 10 games, including a 27-point performance in a 111-97 win over the Portland Trail Blazers on Dec. 21, 2021.

### J-ROB ENDS RUN WITH THE PISTONS

- Justin Robinson signed a 10-day contract with the Detroit Pistons on Dec. 28, 2021.
- The Manassas, Virginia native dropped in eight points on 3-of-7 shooting against the San Antonio Spurs on Jan. 1, 2022.
- He dialed up a season-high nine points on 3-of-9 shooting in a 140-111 loss at the Charlotte Hornets on Jan. 5.







# MIKE YOUNG

Head Coach | Third Season at Virginia Tech

2020-21 ACC Coach of the Year

## CAREER RECORDS

Overall Record	342-277
Conference Games	195-148
Non-Conference Games	147-129
Conference Tournament	20-14
NCAA Tournament	1-6
Overtime Games	19-16
One-Point Games	10-14
vs. AP Top 25	5-24

## VS. CURRENT ACC HEAD COACHES

Coach	All	VT	Wofford
Earl Grant	0-1	0-1	-
Brad Brownell	3-2	3-0	0-2
Mike Krzyzewski	1-5	1-3	0-2
Leonard Hamilton	1-1	1-1	-
Josh Pastner	2-3	1-2	1-1
Mike Pegues	-	-	-
Jim Larrañaga	3-4	2-3	1-1
Kevin Keatts	2-1	2-1	-
Hubert Davis	0-1	0-1	-
Mike Brey	3-2	3-1	0-1
Jeff Capel III	1-1	1-1	-
Jim Boeheim	1-2	1-2	-
Tony Bennett	1-4	1-3	0-1
Steve Forbes	8-4	2-1	6-3
<b>Total</b>	<b>26-31</b>	<b>18-20</b>	<b>8-11</b>

### vs. Coach Young

Earl Grant	1-0 at BC
Brad Brownell	2-3 at Clemson
Mike Krzyzewski	5-1 at Duke
Leonard Hamilton	1-1 at Florida State
Josh Pastner	3-2 at Georgia Tech
Mike Pegues	-
Jim Larrañaga	0-1 at GMU; 4-2 at Miami
Kevin Keatts	1-2 at NC State
Hubert Davis	1-0 at UNC
Mike Brey	2-3 at Notre Dame
Jeff Capel III	1-1 at Pitt
Jim Boeheim	2-1 at Syracuse
Tony Bennett	4-1 at UVA
Steve Forbes	3-6 at ETSU; 1-2 at Wake

## ▶ COACH YOUNG: CAREER BREAKDOWN

Season	School	Overall	Conference	Finish	Postseason	Ranking	RPI/NET
2002-03	Wofford	14-15 .483	8-8 .500	T6th	-	-/-	219
2003-04	Wofford	9-20 .310	4-12 .250	T10th	-	-/-	273
2004-05	Wofford	14-14 .500	7-9 .438	8th	-	-/-	225
2005-06	Wofford	11-18 .379	6-9 .400	9th	-	-/-	287
2006-07	Wofford	10-20 .333	5-13 .278	T9th	-	-/-	295
2007-08	Wofford	16-16 .500	8-12 .400	8th	-	-/-	191
2008-09	Wofford	16-14 .533	12-8 .600	4th	-	-/-	177
2009-10	Wofford	26-9 .743	15-3 .833	1st	NCAA First Round	-/-	73
2010-11	Wofford	21-13 .618	14-4 .778	T1st	NCAA First Round	-/-	105
2011-12	Wofford	19-14 .576	12-6 .667	T2nd	CBI	-/-	178
2012-13	Wofford	13-19 .406	7-11 .389	T8th	-	-/-	253
2013-14	Wofford	20-13 .606	11-5 .688	T3rd	NCAA First Round	-/-	152
2014-15	Wofford	28-7 .800	16-2 .889	1st	NCAA First Round	RV/-	49
2015-16	Wofford	15-17 .469	11-7 .611	T3rd	-	-/-	202
2016-17	Wofford	16-17 .485	10-8 .556	T4th	-	-/-	189
2017-18	Wofford	21-13 .618	11-7 .611	T4th	CIT	-/-	141
2018-19	Wofford	30-5 .857	18-0 1.000	1st	NCAA Second Round	19/18	14
<b>Totals</b>	<b>17 Seasons</b>	<b>299-244 .551</b>	<b>175-124 .585</b>				
2019-20	Virginia Tech	16-16 .500	7-13 .350	T10th	-	-/-	92
2020-21	Virginia Tech	15-7 .682	9-4 .692	3rd	NCAA First Round	25/RV	51
2021-22	Virginia Tech	12-10 .545	4-7 .364	-	-	-/-	51
<b>Totals</b>	<b>3 Seasons</b>	<b>43-33 .566</b>	<b>20-24 .455</b>				
<b>Overall</b>	<b>20 Seasons</b>	<b>342-277 .553</b>	<b>195-148 .569</b>				

## ▶ THE YOUNG FILE

Born	5/1/1963
Hometown	Radford, Virginia
Wife	Margaret
Children	Cooper, Davis
Education	Emory & Henry, 1986
Joined Tech Staff	4/7/2019
Years as College Head Coach	20
Years as College Coach	35

### Coaching Career

1986-88	Assistant Coach, Emory & Henry
1988-89	Assistant Coach, Radford
1989-02	Assistant Coach, Wofford
2002-19	Head Coach, Wofford
2019-pr.	Head Coach, Virginia Tech

## ▶ ACCOMPLISHMENTS

### Six NCAA Tournaments

2021, 2019, 2015, 2014, 2011, 2010

### Five SoCon Tournament Championships

2019, 2015, 2014, 2011, 2010

### Four SoCon Regular-Season Titles

2019, 2015, 2011, 2010

### Two-time National Coach of the Year

2019 (Sporting News), 2010 (Hugh Durham)

### Three AP All-America Selections

Fletcher Magee (2018-19), Karl Cochran (2014-15), Noah Dahlman (2009-10)

# O HUNTER CATTOOR

**JUNIOR** Guard | 6-3 | 200 | Human Development  
Orlando, Florida | Bishop Moore



## SEASON/CAREER BESTS

### POINTS

Season 27 at Florida State (1/29/22)  
Career 27 at Florida State (1/29/22)

### REBOUNDS

Season 9 vs. Radford (11/15/21)  
Career 9 vs. Radford (11/15/21)

### ASSISTS

Season 5 (2x), last at Virginia (1/12/22)  
Career 5 (3x), last at Virginia (1/12/22)

### BLOCKS

Season 2 at Florida State (1/29/22)  
Career 3 vs. Wake Forest (2/27/21)

### STEALS

Season 3 at Virginia (1/12/22)  
Career 3 (4x), last at Virginia (1/12/22)

### MINUTES

Season 39 at Virginia (1/12/22)  
Career 39 at Virginia (1/12/22)

### FIELD GOALS MADE

Season 9 at Florida State (1/29/22)  
Career 9 at Florida State (1/29/22)

### FIELD GOALS ATTEMPTED

Season 12 at Florida State (1/29/22)  
Career 12 at Florida State (1/29/22)

### 3-PT. FIELD GOALS MADE

Season 9 at Florida State (1/29/22)  
Career 9 at Florida State (1/29/22)

### 3-PT. FIELD GOALS ATTEMPTED

Season 11 at Florida State (1/29/22)  
Career 11 at Florida State (1/29/22)

### FREE THROWS MADE

Season 4 (2x), last vs. St. Bona. (12/17/21)  
Career 6 vs. South Florida (11/29/20)

### FREE THROWS ATTEMPTED

Season 5 vs. St. Bonaventure (12/17/21)  
Career 8 vs. South Florida (11/29/20)

## CAREER STATS

	GP-GS	MIN	AVG	FG-FGA	FG%	3FG-FGA	3FG%	FT-FTA	FT%	OFF-DEF-TOT	AVG	PF-FO	AST	TO	BLK	STL	PTS	AVG
2019-20	31-3	629	20.3	69-165	.418	51-127	.402	14-22	.636	4-73-77	2.5	44-0	35	16	4	31	203	6.5
2020-21	22-2	489	22.2	57-125	.456	39-90	.433	34-43	.791	2-39-41	1.9	34-1	30	26	11	20	187	8.5
2021-22	22-22	743	33.8	79-173	.457	58-122	.475	20-26	.769	6-79-85	3.9	44-0	42	21	4	22	236	10.7
<b>TOTAL</b>	<b>75-27</b>	<b>1861</b>	<b>24.8</b>	<b>205-463</b>	<b>.443</b>	<b>148-339</b>	<b>.437</b>	<b>68-91</b>	<b>.747</b>	<b>12-191-203</b>	<b>2.7</b>	<b>122-1</b>	<b>107</b>	<b>63</b>	<b>19</b>	<b>73</b>	<b>626</b>	<b>8.3</b>

- MVP of Basketball Hall of Fame Shootout vs. St. Bonaventure. *Last name pronounced: cuh-TOUR*
- One of Tech's top threats from three.
- Had 12 games of hitting three or more 3FGs during the 2020-21 season.
- Reached double-figure scoring 11 times as a sophomore.
- Made the game-tying 3-pointer to send the Miami (Fla.) (2/6) game into overtime, and then hit two clutch free throws in the final four seconds of OT to make it a two-possession game and preserve the win - finishing with 14 points and three rebounds.
- Played in 31 games, drawing three starts in 2019-20.
- Originally committed to Wofford, but signed with the Hokies after Virginia Tech's hiring of Mike Young.
- Four-year letterwinner at Bishop Moore High School.
- FHSAA 6A first-team All-State and District Player of the Year.
- Scored 1,420 points in high school. Was a 3-star (247 Sports).
- Also played quarterback on Bishop Moore's football team.
- Wants to coach basketball when playing career is over.

## 2021-22 GAME-BY-GAME STATS

OPPONENT	DATE	ST	MIN	FG-FGA	PCT	3FG-FGA	PCT	FT-FTA	PCT	OFF	DEF	TOT	PF	A	T/O	BLK	STL	PTS
Maine	11/9/21	*	31	2-4	.500	1-3	.333	0-0	.000	0	4	4	0	5	0	0	0	5
at Navy	11/12/21	*	33	7-10	.700	5-7	.714	0-0	.000	1	2	3	2	4	0	0	2	19
Radford	11/15/21	*	32	2-9	.222	1-6	.167	2-2	1.000	0	9	9	0	1	2	0	2	7
St. Francis (Pa.)	11/18/21	*	29	1-5	.200	0-2	.000	0-0	.000	1	4	5	3	1	2	0	0	2
Merrimack	11/21/21	*	30	2-7	.286	2-7	.286	2-2	1.000	0	3	3	0	1	0	0	2	8
vs. Memphis	11/24/21	*	28	3-8	.375	2-5	.400	1-3	.333	0	3	3	4	0	1	0	1	9
vs. Xavier	11/26/21	*	37	5-10	.500	3-7	.429	0-0	.000	0	3	3	3	4	2	0	1	13
at Maryland	12/1/21	*	36	4-10	.400	4-7	.571	0-0	.000	0	1	1	2	3	0	0	2	12
Wake Forest	12/4/21	*	31	1-5	.200	0-4	.000	0-0	.000	0	2	2	3	2	1	0	1	2
Cornell	12/8/21	*	25	4-8	.500	3-4	.750	0-0	.000	0	4	4	4	0	0	0	0	11
at Dayton	12/12/21	*	37	4-9	.444	2-6	.333	4-4	1.000	1	5	6	1	2	1	0	2	14
vs. St. Bonaventure	12/17/21	*	26	6-7	.857	5-5	1.000	4-5	.800	1	4	5	1	0	1	0	1	21
at Duke	12/22/21	*	35	4-10	.400	2-4	.500	0-0	.000	1	3	4	3	0	2	0	1	10
NC State	1/4/22	*	38	3-7	.429	3-7	.429	0-0	.000	0	3	3	2	0	0	0	0	9
at Virginia	1/12/22	*	39	4-10	.400	2-5	.400	0-0	.000	0	6	6	0	5	1	1	3	10
Notre Dame	1/15/22	*	37	0-3	.000	0-2	.000	1-2	.500	0	3	3	4	3	0	0	0	1
at NC State	1/19/22	*	36	3-5	.600	2-4	.500	0-0	.000	0	3	3	3	4	0	0	2	8
at Boston College	1/22/22	*	37	5-8	.625	4-5	.800	0-0	.000	0	0	0	3	1	2	0	0	14
at North Carolina	1/24/22	*	34	4-9	.444	3-6	.500	2-3	.667	1	6	7	1	0	1	0	1	13
Miami	1/26/22	*	36	4-9	.444	4-8	.500	1-1	1.000	0	2	2	1	2	1	0	1	13
at Florida State	1/29/22	*	38	9-12	.750	9-11	.818	0-0	.000	0	4	4	2	1	2	2	2	27
Georgia Tech	2/2/22	*	38	2-8	.250	1-7	.143	3-4	.750	0	5	5	2	3	2	1	0	8
at Pittsburgh	2/5/22																	
Pittsburgh	2/7/22																	
Syracuse	2/12/22																	
Virginia	2/14/22																	
North Carolina	2/19/22																	
at Georgia Tech	2/23/22																	
at Miami	2/26/22																	
Louisville	3/1/22																	
at Clemson	3/5/22																	

## PRODUCTION TRACKER

	This Season	Career
Scored 10+ Points	12	33
Scored 20+ Points	2	2
Led Tech in Scoring	4	6
Made 3+ 3FGs	10	22
Led Tech in 3FGM	15	24
Shot over 40% from 3	14	45
Had a Double-Double	-	-
Had Multiple Assists	11	29
Had Multiple Steals	7	21





# 1 DAVID N'GUESSAN

**SOPHOMORE** Forward | 6-9 | 205 | Sociology  
De Lier, The Netherlands | Mt. Zion Prep



## SEASON/CAREER BESTS

### POINTS

Season 19 vs. Saint Francis (11/18/21)  
Career 19 vs. Saint Francis (11/18/21)

### REBOUNDS

Season 9 vs. Cornell (12/8/21)  
Career 9 vs. Cornell (12/8/21)

### ASSISTS

Season 2 (4x), last vs. Ga. Tech (2/2/22)  
Career 2 (6x), last vs. Ga. Tech (2/2/22)

### BLOCKS

Season 3 (2x), last vs. Notre Dame (1/15/22)  
Career 3 (2x), last vs. Notre Dame (1/15/22)

### STEALS

Season 2 vs. Radford (11/15/21)  
Career 2 (3x), last vs. Radford (11/15/21)

### MINUTES

Season 27 at Florida State (1/29/22)  
Career 27 at Florida State (1/29/22)

### FIELD GOALS MADE

Season 7 vs. Maine (11/9/21)  
Career 7 vs. Maine (11/9/21)

### FIELD GOALS ATTEMPTED

Season 8 vs. Georgia Tech (2/2/22)  
Career 8 vs. Georgia Tech (2/2/22)

### 3-PT. FIELD GOALS MADE

Season 1 (3x), last at Dayton (12/12/21)  
Career 1 (3x), last at Dayton (12/12/21)

### 3-PT. FIELD GOALS ATTEMPTED

Season 2 vs. Wake Forest (12/4/21)  
Career 2 vs. Wake Forest (12/4/21)

### FREE THROWS MADE

Season 4 vs. Cornell (12/8/21)  
Career 4 vs. Cornell (12/8/21)

### FREE THROWS ATTEMPTED

Season 7 vs. Cornell (12/8/21)  
Career 7 vs. Cornell (12/8/21)

## CAREER STATS

	GP-GS	MIN	AVG	FG-FGA	FG%	3FG-FGA	3FG%	FT-FTA	FT%	OFF-DEF-TOT	AVG	PF-FO	AST	TO	BLK	STL	PTS	AVG
2020-21	21-0	202	9.6	21-36	.583	0-2	.000	13-31	.419	15-33-48	2.3	33-1	8	9	2	6	55	2.6
2021-22	22-0	310	14.1	35-69	.507	3-9	.333	15-30	.500	17-45-62	2.8	34-0	14	14	16	7	88	4.0
<b>TOTAL</b>	<b>43-0</b>	<b>512</b>	<b>11.9</b>	<b>56-105</b>	<b>.533</b>	<b>3-11</b>	<b>.273</b>	<b>28-61</b>	<b>.459</b>	<b>32-78-110</b>	<b>2.6</b>	<b>67-1</b>	<b>22</b>	<b>23</b>	<b>18</b>	<b>13</b>	<b>143</b>	<b>3.3</b>

- Look for a huge jump in production; he's had one of the more impressive offseasons for the Hokies *Last name pronounced: GUH-sahn*
- Worked on extending his range to the 3-point line.
- Appeared in 21 of 22 games as a freshman.
- Reached double-figure scoring in back-to-back games at Wake Forest (1/17/21) and at Syracuse (1/23/21).
- Totaled a career-high 13 points in 14 minutes in the 64-60 win at Wake Forest (1/17/21).
- A consensus three-star recruit by Rivals and 247 Sports.
- Averaged 15 points, seven rebounds and three assists per game at Mt. Zion Prep during the 2019-20 season.
- Chose the Hokies over St. Joseph's, VCU and Washington State.

## 2021-22 GAME-BY-GAME STATS

OPPONENT	DATE	ST	MIN	FG-FGA	PCT	3FG-FGA	PCT	FT-FTA	PCT	OFF	DEF	TOT	PF	A	T/O	BLK	STL	PTS
Maine	11/9/21		18	7-7	1.000	1-1	1.000	0-1	.000	0	0	0	1	0	0	0	0	15
at Navy	11/12/21		14	0-4	.000	0-0	.000	0-2	.000	0	4	4	2	1	0	0	1	0
Radford	11/15/21		18	3-5	.600	1-1	1.000	0-0	.000	1	2	3	3	0	2	0	2	7
St. Francis (Pa.)	11/18/21		19	2-3	.667	0-1	.000	3-4	.750	2	6	8	1	2	0	3	0	7
Merrimack	11/21/21		16	2-4	.500	0-0	.000	0-2	.000	1	1	2	0	1	2	1	0	4
vs. Memphis	11/24/21		4	0-1	.000	0-0	.000	0-0	.000	0	0	0	2	0	0	0	0	0
vs. Xavier	11/26/21		11	0-1	.000	0-0	.000	0-0	.000	1	0	1	1	2	0	0	0	0
at Maryland	12/1/21		11	2-4	.500	0-0	.000	1-2	.500	1	3	4	2	0	1	0	0	5
Wake Forest	12/4/21		17	0-6	.000	0-2	.000	0-0	.000	3	0	3	2	0	1	2	1	0
Cornell	12/8/21		23	3-6	.500	0-0	.000	4-7	.571	2	7	9	1	2	2	2	0	10
at Dayton	12/12/21		12	2-2	1.000	1-1	1.000	1-1	1.000	0	1	1	3	0	1	1	0	6
vs. St. Bonaventure	12/17/21		15	1-2	.500	0-0	.000	1-2	.500	1	5	6	2	1	2	0	0	3
at Duke	12/22/21		6	0-1	.000	0-1	.000	0-0	.000	0	0	0	2	0	0	0	1	0
NC State	1/4/22		11	1-1	1.000	0-0	.000	0-0	.000	0	2	2	2	1	1	0	0	2
at Virginia	1/12/22		1	0-0	.000	0-0	.000	0-0	.000	0	0	0	1	0	0	0	0	0
Notre Dame	1/15/22		12	0-1	.000	0-1	.000	0-0	.000	0	2	2	2	0	1	3	0	0
at NC State	1/19/22		16	3-3	1.000	0-0	.000	0-0	.000	2	1	3	2	0	0	2	1	6
at Boston College	1/22/22		15	1-3	.333	0-0	.000	2-3	.667	2	1	3	2	0	0	0	1	4
at North Carolina	1/24/22		8	0-0	.000	0-0	.000	0-0	.000	0	0	0	0	0	1	0	0	0
Miami	1/26/22		18	2-3	.667	0-1	.000	2-4	.500	0	2	2	1	1	0	0	0	6
at Florida State	1/29/22		27	3-4	.750	0-0	.000	0-0	.000	0	2	2	1	0	0	0	0	6
Georgia Tech	2/2/22		18	3-8	.375	0-0	.000	1-2	.500	1	6	7	0	2	0	1	0	7
at Pittsburgh	2/5/22																	
Pittsburgh	2/7/22																	
Syracuse	2/12/22																	
Virginia	2/14/22																	
North Carolina	2/19/22																	
at Georgia Tech	2/23/22																	
at Miami	2/26/22																	
Louisville	3/1/22																	
at Clemson	3/5/22																	

## PRODUCTION TRACKER

	This Season	Career
Scored 10+ Points	2	4
Scored 20+ Points	-	-
Led Tech in Scoring	1	1
Made multiple 3FGs	-	-
Had 5+ Rebounds	4	8
Had a Double-Double	-	-
Had Multiple Assists	4	6
Had Multiple Steals	1	3
Had Multiple Blocks	5	5



# 3 SEAN PEDULLA

**FRESHMAN** Guard | 6-1 | 190 | Sports Media and Analytics  
Edmond, Oklahoma | Edmond Memorial



## SEASON/CAREER BESTS

### POINTS

Season 20 at Florida State (1/29/22)  
Career 20 at Florida State (1/29/22)

### REBOUNDS

Season 2 (4x), last vs. Miami (1/26/22)  
Career 2 (4x), last vs. Miami (1/26/22)

### ASSISTS

Season 4 (2x), last at UNC (1/24/22)  
Career 4 (2x), last at UNC (1/24/22)

### BLOCKS

Season -  
Career -

### STEALS

Season 2 vs. Saint Francis (11/18/21)  
Career 2 vs. Saint Francis (11/18/21)

### MINUTES

Season 23 at Florida State (1/29/22)  
Career 23 at Florida State (1/29/22)

### FIELD GOALS MADE

Season 7 at Florida State (1/29/22)  
Career 7 at Florida State (1/29/22)

### FIELD GOALS ATTEMPTED

Season 11 at Florida State (1/29/22)  
Career 11 at Florida State (1/29/22)

### 3-PT. FIELD GOALS MADE

Season 6 at Florida State (1/29/22)  
Career 6 at Florida State (1/29/22)

### 3-PT. FIELD GOALS ATTEMPTED

Season 7 at Florida State (1/29/22)  
Career 7 at Florida State (1/29/22)

### FREE THROWS MADE

Season 2 (2x), last at NC State (1/19/22)  
Career 2 (2x), last at NC State (1/19/22)

### FREE THROWS ATTEMPTED

Season 2 (4x), last vs. Miami (1/26/22)  
Career 2 (4x), last vs. Miami (1/26/22)

## CAREER STATS

	GP-GS	MIN	AVG	FG-FGA	FG%	3FG-FGA	3FG%	FT-FTA	FT%	OFF-DEF-TOT	AVG	PF-FO	AST	TO	BLK	STL	PTS	AVG
2021-22	22-0	236	10.7	29-61	.475	19-29	.655	6-8	.750	3-18-21	1.0	23-1	28	18	0	11	83	3.8
TOTAL	22-0	236	10.7	29-61	.475	19-29	.655	6-8	.750	3-18-21	1.0	23-1	28	18	0	11	83	3.8

- Will contribute minutes at point guard
- Solid sharpshooter from downtown
- Guided Edmond Memorial to three state tournaments.
- Two-time all-state selection and COAC Offensive Player of the Year that averaged 17.6 points a game as a senior
- Rated the 165th-best prospect in the 2021 class on 247Sports.
- Tabbed the second-best player in the state of Oklahoma and the 25th-best point guard nationally, according to 247Sports.
- Chose the Hokies over Minnesota and Oklahoma State.

*Last name pronounced: puh-DOOL-uh*

## 2021-22 GAME-BY-GAME STATS

OPPONENT	DATE	ST	MIN	FG-FGA	PCT	3FG-FGA	PCT	FT-FTA	PCT	OFF	DEF	TOT	PF	A	T/O	BLK	STL	PTS
Maine	11/9/21		11	1-4	.250	1-2	.500	0-0	.000	1	1	2	1	1	1	0	0	3
at Navy	11/12/21		7	0-0	.000	0-0	.000	0-0	.000	0	1	1	0	1	0	0	0	0
Radford	11/15/21		8	2-2	1.000	1-1	1.000	0-0	.000	0	1	1	0	0	0	0	1	5
St. Francis (Pa.)	11/18/21		11	1-2	.500	1-1	1.000	0-0	.000	0	2	2	0	2	0	0	2	3
Merrimack	11/21/21		14	1-2	.500	1-2	.500	0-0	.000	0	1	1	2	4	1	0	0	3
vs. Memphis	11/24/21		1	0-0	.000	0-0	.000	0-0	.000	0	0	0	0	0	0	0	0	0
vs. Xavier	11/26/21		10	2-3	.667	1-1	1.000	1-2	.500	1	0	1	0	0	0	0	1	6
at Maryland	12/1/21		3	0-2	.000	0-1	.000	0-0	.000	0	0	0	1	0	0	0	0	1
Wake Forest	12/4/21		5	0-1	.000	0-1	.000	0-0	.000	0	0	0	0	0	0	0	0	0
Cornell	12/8/21		20	4-8	.500	3-4	.750	0-0	.000	0	1	1	1	1	2	0	1	11
at Dayton	12/12/21		11	1-2	.500	1-1	1.000	2-2	1.000	0	2	2	2	0	1	0	1	5
vs. St. Bonaventure	12/17/21		15	2-2	1.000	1-1	1.000	0-0	.000	0	0	0	5	2	1	0	1	5
at Duke	12/22/21		8	0-1	.000	0-0	.000	0-0	.000	0	1	1	0	2	2	0	0	0
NC State	1/4/22		12	1-2	.500	0-1	.000	0-0	.000	1	0	1	0	3	0	0	0	2
at Virginia	1/12/22		2	0-1	.000	0-0	.000	0-0	.000	0	1	1	1	0	1	0	0	0
Notre Dame	1/15/22		6	0-1	.000	0-0	.000	0-0	.000	0	0	0	4	0	0	0	0	0
at NC State	1/19/22		11	2-4	.500	1-2	.500	2-2	1.000	0	1	1	1	1	1	0	0	7
at Boston College	1/22/22		18	1-3	.333	0-0	.000	0-0	.000	0	2	2	1	3	0	0	1	2
at North Carolina	1/24/22		16	2-5	.400	0-2	.000	0-0	.000	0	1	1	3	4	0	0	0	4
Miami	1/26/22		14	1-4	.250	1-1	1.000	1-2	.500	0	2	2	1	1	4	0	0	4
at Florida State	1/29/22		23	7-11	.636	6-7	.857	0-0	.000	0	1	1	0	3	2	0	1	20
Georgia Tech	2/2/22		10	1-1	1.000	1-1	1.000	0-0	.000	0	1	1	0	0	2	0	1	3
at Pittsburgh	2/5/22																	
Pittsburgh	2/7/22																	
Syracuse	2/12/22																	
Virginia	2/14/22																	
North Carolina	2/19/22																	
at Georgia Tech	2/23/22																	
at Miami	2/26/22																	
Louisville	3/1/22																	
at Clemson	3/5/22																	

## PRODUCTION TRACKER

	This Season
Scored 10+ Points	2
Scored 20+ Points	1
Led Tech in Scoring	-
Made 3+ 3FGs	2
Led Tech in 3FGM	1
Shot over 40% from 3	12
Had a Double-Double	-
Had Multiple Assists	8
Had Multiple Steals	1





# 4 NAHIEM ALLEYNE

**JUNIOR** Guard | 6-4 | 195 | Human Development  
Buford, Georgia | Mountain View



## SEASON/CAREER BESTS

### POINTS

Season 22 vs. Notre Dame (1/15/22)  
Career 28 vs. Florida (3/19/21)

### REBOUNDS

Season 7 vs. Maine (11/9/21)  
Career 9 at Notre Dame (1/27/21)

### ASSISTS

Season 4 (3x), last at Maryland (12/1/21)  
Career 5 (2x), last vs. Wake Forest (2/27/21)

### BLOCKS

Season 1 at Virginia (1/12/22)  
Career 2 vs. Delaware State (11/20/19)

### STEALS

Season 2 vs. Georgia Tech (2/2/22)  
Career 3 at Louisville (1/6/21)

### MINUTES

Season 39 at Dayton (12/12/21)  
Career 39 at Dayton (12/12/21)

### FIELD GOALS MADE

Season 8 vs. Notre Dame (1/15/22)  
Career 8 (2x), last vs. Notre Dame (1/15/22)

### FIELD GOALS ATTEMPTED

Season 16 vs. Xavier (11/26/21)  
Career 18 vs. Florida (3/19/21)

### 3-PT. FIELD GOALS MADE

Season 4 vs. Notre Dame (1/15/22)  
Career 5 (4x), last at Syracuse (1/23/21)

### 3-PT. FIELD GOALS ATTEMPTED

Season 9 at NC State (1/19/22)  
Career 10 (3x), last vs. Florida (3/19/21)

### FREE THROWS MADE

Season 10 vs. Memphis (11/24/21)  
Career 10 vs. Memphis (11/24/21)

### FREE THROWS ATTEMPTED

Season 11 vs. Memphis (11/24/21)  
Career 11 (2x), last vs. Memphis (11/24/21)

## CAREER STATS

	GP-GS	MIN	AVG	FG-FGA	FG%	3FG-FGA	3FG%	FT-FTA	FT%	OFF-DEF-TOT	AVG	PF-FO	AST	TO	BLK	STL	PTS	AVG
2019-20	32-27	832	26.0	92-237	.388	49-126	.389	48-63	.762	6-69-75	2.3	51-1	46	27	6	12	281	8.8
2020-21	22-21	623	28.3	78-199	.392	42-103	.408	46-57	.807	4-54-58	2.6	47-0	37	33	2	15	244	11.1
2021-22	22-22	700	31.8	72-207	.348	39-107	.364	37-40	.925	1-66-67	3.0	32-0	40	36	1	10	220	10.0
<b>TOTAL</b>	<b>76-70</b>	<b>2157</b>	<b>28.4</b>	<b>242-643</b>	<b>.376</b>	<b>130-336</b>	<b>.387</b>	<b>131-160</b>	<b>.819</b>	<b>11-189-200</b>	<b>2.6</b>	<b>130-1</b>	<b>123</b>	<b>96</b>	<b>9</b>	<b>37</b>	<b>745</b>	<b>9.8</b>

- Named to NIT Season Tip-Off all-tournament team. *Name pronounced: nah-HEEM ah-LEAN*
- One of Tech's top threats from three.
- Had seven games of hitting three or more 3FGs during the 2020-21 season.
- Reached double-figure scoring 13 times as a sophomore.
- Made the game-tying 3-pointer to send the Florida (3/19) game into overtime in the first round of the 2021 NCAA Tournament.
- Started 21 of 22 games in 2020-21.
- Shot 40.8 percent from three last season, which was second on the team.
- Two-time ACC Men's Basketball All-Academic Team honoree.
- Averaged 17.2 points per game and made 63 three-pointers in the 2018-19 season at Mountain View.
- A three-star recruit by 247 Sports that was ranked as the 21st-best player in the state of Georgia.
- Born in Long Island, New York; family moved to Georgia when he was in middle school.
- Into anime, and in his opinion, J. Cole is the best rapper of all-time - it's not up for debate.

## 2021-22 GAME-BY-GAME STATS

OPPONENT	DATE	ST	MIN	FG-FGA	PCT	3FG-FGA	PCT	FT-FTA	PCT	OFF	DEF	TOT	PF	A	T/O	BLK	STL	PTS
Maine	11/9/21	*	29	5-10	.500	3-6	.500	0-0	.000	0	7	7	0	4	2	0	1	13
at Navy	11/12/21	*	31	2-9	.222	1-4	.250	3-3	1.000	0	0	0	2	3	3	0	0	8
Radford	11/15/21	*	32	0-6	.000	0-2	.000	2-2	1.000	0	4	4	2	3	4	0	1	2
St. Francis (Pa.)	11/18/21	*	30	7-10	.700	1-2	.500	3-3	1.000	0	4	4	0	2	0	0	1	18
Merrimack	11/21/21	*	31	4-9	.444	2-4	.500	2-2	1.000	0	3	3	1	1	2	0	0	12
vs. Memphis	11/24/21	*	36	4-14	.286	3-7	.429	10-11	.909	0	4	4	4	4	2	0	1	21
vs. Xavier	11/26/21	*	38	7-16	.438	3-7	.429	1-1	1.000	0	5	5	1	3	0	0	0	18
at Maryland	12/1/21	*	37	3-11	.273	2-3	.667	0-0	.000	0	4	4	2	4	1	0	0	8
Wake Forest	12/4/21	*	34	1-7	.143	1-5	.200	4-4	1.000	0	3	3	0	1	3	0	0	7
Cornell	12/8/21	*	30	5-11	.455	3-6	.500	0-0	.000	0	1	1	0	3	1	0	1	13
at Dayton	12/12/21	*	39	1-10	.100	0-4	.000	0-0	.000	0	2	2	0	1	2	0	1	2
vs. St. Bonaventure	12/17/21	*	30	3-10	.300	2-8	.250	1-2	.500	0	3	3	0	1	1	0	0	9
at Duke	12/22/21	*	28	0-4	.000	0-3	.000	0-0	.000	0	4	4	2	2	2	0	0	0
NC State	1/4/22	*	31	2-11	.182	1-7	.143	4-4	1.000	0	2	2	1	0	0	0	0	9
at Virginia	1/12/22	*	33	2-5	.400	2-3	.667	0-0	.000	0	3	3	4	1	0	1	1	6
Notre Dame	1/15/22	*	38	8-10	.800	4-5	.800	2-2	1.000	0	2	2	0	3	2	0	0	22
at NC State	1/19/22	*	32	3-14	.214	2-9	.222	1-2	.500	0	6	6	2	0	5	0	0	9
at Boston College	1/22/22	*	30	3-10	.300	2-6	.333	2-2	1.000	0	2	2	2	1	1	0	1	10
at North Carolina	1/24/22	*	37	4-8	.500	2-4	.500	0-0	.000	0	5	5	3	0	1	0	0	10
Miami	1/26/22	*	29	4-9	.444	3-5	.600	2-2	1.000	1	1	2	1	0	1	0	0	13
at Florida State	1/29/22	*	19	2-6	.333	1-3	.333	0-0	.000	0	1	1	2	1	2	0	0	5
Georgia Tech	2/2/22	*	26	2-7	.286	1-4	.250	0-0	.000	0	0	0	3	2	1	0	2	5
at Pittsburgh	2/5/22																	
Pittsburgh	2/7/22																	
Syracuse	2/12/22																	
Virginia	2/14/22																	
North Carolina	2/19/22																	
at Georgia Tech	2/23/22																	
at Miami	2/26/22																	
Louisville	3/1/22																	
at Clemson	3/5/22																	

## PRODUCTION TRACKER

	This Season	Career
Scored 10+ Points	10	35
Scored 20+ Points	2	7
Led Tech in Scoring	3	12
Made 3+ 3FGs	6	21
Led Tech in 3FGM	8	21
Shot over 40% from 3	11	37
Had a Double-Double	-	-
Had Multiple Assists	11	33
Had Multiple Steals	1	5



# 5 STORM MURPHY

**GRADUATE STUDENT** Guard | 6-0 | 185 | Leadership Studies  
Middleton, Wisconsin | Wofford



## SEASON/CAREER BESTS

### POINTS

Season 18 (2x), last vs. Ga. Tech (2/2/22)  
Career 28 vs. Western Carolina (1/23/21)

### REBOUNDS

Season 6 at Navy (11/12/21)  
Career 8 vs. South Florida (12/12/20)

### ASSISTS

Season 5 (3x), last at Florida St. (1/29/22)  
Career 11 vs. Samford (1/2/21)

### BLOCKS

Season -  
Career 1 (3x), last at Samford (3/2/19)

### STEALS

Season 2 (2x), last at BC (1/22/22)  
Career 4 vs. Mercer (3/3/18)

### MINUTES

Season 39 vs. Memphis (11/24/21)  
Career 40 at UNC Greensboro (2/19/20)

### FIELD GOALS MADE

Season 7 vs. St. Bonaventure (12/17/21)  
Career 10 vs. Western Carolina (1/23/21)

### FIELD GOALS ATTEMPTED

Season 10 (3x), last vs. Ga. Tech (2/2/22)  
Career 19 at Chattanooga (1/16/21)

### 3-PT. FIELD GOALS MADE

Season 4 (4x), last vs. Ga. Tech (2/2/22)  
Career 5 (6x), last at VMI (1/13/21)

### 3-PT. FIELD GOALS ATTEMPTED

Season 7 (2x), last vs. Notre Dame (1/15/22)  
Career 10 (6x), last vs. VMI (2/3/21)

### FREE THROWS MADE

Season 2 (3x), last vs. Ga. Tech (2/2/22)  
Career 8 (3x), last vs. The Citadel (2/17/21)

### FREE THROWS ATTEMPTED

Season 3 at Navy (11/12/21)  
Career 10 vs. The Citadel (2/17/21)

- Consummate point guard with four years of college experience.
- First-Team All-SoCon and named to SoCon All-Tournament Team last season.
- Averaged 17.8 points, 3.3 rebounds and 4.3 assists as a senior at Wofford - one of only 11 players to average that stat line or better nationally.
- NABC All-District 21 First Team selection who was featured on the Lou Henson Award Mid-Season Watch List.
- Started all 24 games in 2020-21.
- Tallied double figures in 21 of 24 contests, including 10 20-point performances, and dished over five assists on eight occasions.
- Graduated from Wofford with 1,315 career points, which rank 24th all-time in program history.

## 2021-22 GAME-BY-GAME STATS

OPPONENT	DATE	ST	MIN	FG-FGA	PCT	3FG-FGA	PCT	FT-FTA	PCT	OFF	DEF	TOT	PF	A	T/O	BLK	STL	PTS
Maine	11/9/21	*	26	2-7	.286	1-4	.250	0-0	.000	0	3	3	1	2	0	0	1	5
at Navy	11/12/21	*	32	4-9	.444	1-5	.200	2-3	.667	0	6	6	2	1	2	0	0	11
Radford	11/15/21	*	29	6-7	.857	4-5	.800	1-2	.500	0	1	1	0	3	3	0	1	17
St. Francis (Pa.)	11/18/21	*	29	2-6	.333	2-4	.500	1-2	.500	0	1	1	2	3	0	0	0	7
Merrimack	11/21/21	*	24	6-8	.750	2-4	.500	0-0	.000	0	0	0	2	1	3	0	1	14
vs. Memphis	11/24/21	*	39	2-8	.250	0-3	.000	1-2	.500	0	1	1	3	2	6	0	0	5
vs. Xavier	11/26/21	*	18	0-5	.000	0-3	.000	0-0	.000	0	1	1	4	0	1	0	1	0
at Maryland	12/1/21	*	32	0-4	.000	0-2	.000	0-0	.000	0	2	2	4	1	0	0	0	0
Wake Forest	12/4/21	*	34	3-7	.429	1-4	.250	0-0	.000	0	0	0	1	3	0	0	0	7
Cornell	12/8/21	*	20	3-5	.600	1-3	.333	0-0	.000	0	1	1	1	4	2	0	0	7
at Dayton	12/12/21	*	26	3-6	.500	2-4	.500	0-0	.000	0	2	2	2	5	3	0	0	8
vs. St. Bonaventure	12/17/21	*	24	7-10	.700	4-7	.571	0-0	.000	1	1	2	0	3	1	0	1	18
at Duke	12/22/21	*	35	3-8	.375	2-5	.400	0-0	.000	0	0	0	2	4	1	0	0	8
NC State	1/4/22	*	28	5-8	.625	2-3	.667	2-2	1.000	0	1	1	1	5	1	0	0	14
at Virginia	1/12/22	*	38	4-10	.400	2-7	.286	0-0	.000	2	1	3	1	2	2	0	0	10
Notre Dame	1/15/22	*	33	4-7	.571	4-7	.571	0-0	.000	1	3	4	3	2	3	0	0	12
at NC State	1/19/22	*	30	2-8	.250	1-6	.167	0-0	.000	1	1	2	3	3	2	0	2	5
at Boston College	1/22/22	*	30	3-8	.375	0-4	.000	0-0	.000	1	1	2	1	1	0	0	2	6
at North Carolina	1/24/22	*	26	1-4	.250	0-1	.000	0-0	.000	0	0	0	4	4	2	0	0	2
Miami	1/26/22	*	26	1-4	.250	1-4	.250	0-0	.000	0	3	3	0	1	3	0	0	3
at Florida State	1/29/22	*	21	3-4	.750	1-2	.500	0-0	.000	0	2	2	0	5	1	0	0	7
Georgia Tech	2/2/22	*	32	6-10	.600	4-6	.667	2-2	1.000	0	3	3	1	3	2	0	1	18
at Pittsburgh	2/5/22																	
Pittsburgh	2/7/22																	
Syracuse	2/12/22																	
Virginia	2/14/22																	
North Carolina	2/19/22																	
at Georgia Tech	2/23/22																	
at Miami	2/26/22																	
Louisville	3/1/22																	
at Clemson	3/5/22																	

## PRODUCTION TRACKER

	This Season	Career
Scored 10+ Points	8	67
Scored 20+ Points	-	12
Led Tech in Scoring	2	2
Made 3+ 3FGs	4	37
Led Tech in 3FGM	7	7
Shot over 40% from 3	10	81
Had a Double-Double	-	1
Had 5+ Assists	3	38
Had Multiple Steals	2	25



## CAREER STATS

	GP-GS	MIN	AVG	FG-FGA	FG%	3FG-FGA	3FG%	FT-FTA	FT%	OFF-DEF-TOT	AVG	PF-FO	AST	TO	BLK	STL	PTS	AVG
2017-18	34-29	932	27.4	70-160	.438	41-110	.373	32-38	.842	7-68-75	2.2	44-0	135	56	1	30	213	6.3
2018-19	34-33	890	26.2	98-191	.513	55-106	.519	27-32	.844	4-58-66	1.9	53-0	109	41	3	27	273	8.0
2019-20	34-34	1071	31.5	147-318	.462	64-152	.421	45-52	.865	10-80-90	2.6	56-1	121	75	1	25	403	11.9
2020-21	24-24	830	34.6	143-304	.470	70-175	.400	70-83	.843	14-64-78	3.3	29-0	104	65	-	23	426	17.8
2021-22	22-22	632	28.7	70-153	.458	35-93	.376	9-13	.692	6-34-40	1.8	36-0	61	39	0	10	184	8.4
<b>TOTAL</b>	<b>148-142</b>	<b>4353</b>	<b>29.4</b>	<b>528-1126</b>	<b>.469</b>	<b>265-636</b>	<b>.417</b>	<b>183-218</b>	<b>.839</b>	<b>41-304-349</b>	<b>2.4</b>	<b>218-1</b>	<b>528</b>	<b>275</b>	<b>5</b>	<b>118</b>	<b>1499</b>	<b>10.1</b>



# 10 CAMDEN JOHNSON

**FRESHMAN** Guard | 6-1 | 175 | Business, Undecided  
Waxhaw, North Carolina | Metrolina Christian Academy



## SEASON/CAREER BESTS

### POINTS

Season 3 vs. Merrimack (11/21/21)  
Career 3 vs. Merrimack (11/21/21)

### REBOUNDS

Season 1 vs. Merrimack (11/21/21)  
Career 1 vs. Merrimack (11/21/21)

### ASSISTS

Season 1 vs. Saint Francis (11/18/21)  
Career 1 vs. Saint Francis (11/18/21)

### BLOCKS

Season -  
Career -

### STEALS

Season 1 vs. Merrimack (11/21/21)  
Career 1 vs. Merrimack (11/21/21)

### MINUTES

Season 3 (2x), last vs. St. Bona. (12/17/21)  
Career 3 (2x), last vs. St. Bona. (12/17/21)

### FIELD GOALS MADE

Season 1 vs. Merrimack (11/21/21)  
Career 1 vs. Merrimack (11/21/21)

### FIELD GOALS ATTEMPTED

Season 1 (2x), last vs. St. Bona. (12/17/21)  
Career 1 (2x), last vs. St. Bona. (12/17/21)

### 3-PT. FIELD GOALS MADE

Season 1 vs. Merrimack (11/21/21)  
Career 1 vs. Merrimack (11/21/21)

### 3-PT. FIELD GOALS ATTEMPTED

Season 1 (2x), last vs. St. Bona. (12/17/21)  
Career 1 (2x), last vs. St. Bona. (12/17/21)

### FREE THROWS MADE

Season -  
Career -

### FREE THROWS ATTEMPTED

Season -  
Career -

## CAREER STATS

	GP-GS	MIN	AVG	FG-FGA	FG%	3FG-FGA	3FG%	FT-FTA	FT%	OFF-DEF-TOT	AVG	PF-FO	AST	TO	BLK	STL	PTS	AVG
2021-22	6-0	13	2.2	1-2	.500	1-2	.500	0-0	.000	0-1-1	0.2	1-0	1	0	0	1	3	0.5
<b>TOTAL</b>	<b>6-0</b>	<b>13</b>	<b>2.2</b>	<b>1-2</b>	<b>.500</b>	<b>1-2</b>	<b>.500</b>	<b>0-0</b>	<b>.000</b>	<b>0-1-1</b>	<b>0.2</b>	<b>1-0</b>	<b>1</b>	<b>0</b>	<b>0</b>	<b>1</b>	<b>3</b>	<b>0.5</b>

- Recruited as a preferred walk-on.
- Averaged 14 points, 6.6 rebounds, 3.2 assists and 2.3 steals per game his senior season at Metrolina.
- Parents, Joey and Cindy Johnson, both attended Virginia Tech.

## 2021-22 GAME-BY-GAME STATS

OPPONENT	DATE	ST	MIN	FG-FGA	PCT	3FG-FGA	PCT	FT-FTA	PCT	OFF	DEF	TOT	PF	A	T/O	BLK	STL	PTS
Maine	11/9/21		2	0-0	.000	0-0	.000	0-0	.000	0	0	0	0	0	0	0	0	0
at Navy	11/12/21																	
Radford	11/15/21		1	0-0	.000	0-0	.000	0-0	.000	0	0	0	0	0	0	0	0	0
St. Francis (Pa.)	11/18/21		3	0-0	.000	0-0	.000	0-0	.000	0	0	0	0	1	0	0	0	0
Merrimack	11/21/21		2	1-1	1.000	1-1	1.000	0-0	.000	0	1	1	0	0	0	0	1	3
vs. Memphis	11/24/21																	
vs. Xavier	11/26/21																	
at Maryland	12/1/21																	
Wake Forest	12/4/21																	
Cornell	12/8/21		2	0-0	.000	0-0	.000	0-0	.000	0	0	0	0	0	0	0	0	0
at Dayton	12/12/21																	
vs. St. Bonaventure	12/17/21		3	0-1	.000	0-1	.000	0-0	.000	0	0	0	1	0	0	0	0	0
at Duke	12/22/21																	
NC State	1/4/22																	
at Virginia	1/12/22																	
Notre Dame	1/15/22																	
at NC State	1/19/22																	
at Boston College	1/22/22																	
at North Carolina	1/24/22																	
Miami	1/26/22																	
at Florida State	1/29/22																	
Georgia Tech	2/2/22																	
at Pittsburgh	2/5/22																	
Pittsburgh	2/7/22																	
Syracuse	2/12/22																	
Virginia	2/14/22																	
North Carolina	2/19/22																	
at Georgia Tech	2/23/22																	
at Miami	2/26/22																	
Louisville	3/1/22																	
at Clemson	3/5/22																	

## PRODUCTION TRACKER

	This Season
Scored 5+ Points	-
Scored 10+ Points	-
Made Multiple 3FGs	-
Made 3+ 3FGs	-
Led Tech in 3FGM	-
Shot over 40% from 3	1
Played 5+ Minutes	-
Had Multiple Assists	-
Had Multiple Steals	-



# 11 JALEN HAYNES

**FRESHMAN** Forward | 6-8 | 250 | Human Development  
Ft. Lauderdale, Florida | Montverde Academy



## SEASON/CAREER BESTS

### POINTS

Season 4 vs. Saint Francis (11/18/21)  
Career 4 vs. Saint Francis (11/18/21)

### REBOUNDS

Season 2 vs. Radford (11/15/21)  
Career 2 vs. Radford (11/15/21)

### ASSISTS

Season -  
Career -

### BLOCKS

Season -  
Career -

### STEALS

Season -  
Career -

### MINUTES

Season 5 vs. Maine (11/9/21)  
Career 5 vs. Maine (11/9/21)

### FIELD GOALS MADE

Season 2 vs. Saint Francis (11/18/21)  
Career 2 vs. Saint Francis (11/18/21)

### FIELD GOALS ATTEMPTED

Season 3 vs. Radford (11/15/21)  
Career 3 vs. Radford (11/15/21)

### 3-PT. FIELD GOALS MADE

Season -  
Career -

### 3-PT. FIELD GOALS ATTEMPTED

Season -  
Career -

### FREE THROWS MADE

Season 1 vs. St. Bonaventure (12/17/21)  
Career 1 vs. St. Bonaventure (12/17/21)

### FREE THROWS ATTEMPTED

Season 2 vs. St. Bonaventure (12/17/21)  
Career 2 vs. St. Bonaventure (12/17/21)

## CAREER STATS

	GP-GS	MIN	AVG	FG-FGA	FG%	3FG-FGA	3FG%	FT-FTA	FT%	OFF-DEF-TOT	AVG	PF-FO	AST	TO	BLK	STL	PTS	AVG
2021-22	8-0	23	2.9	3-7	.429	0-0	.000	1-3	.333	3-1-4	0.5	2-0	0	2	0	0	7	0.9
<b>TOTAL</b>	<b>8-0</b>	<b>23</b>	<b>2.9</b>	<b>3-7</b>	<b>.429</b>	<b>0-0</b>	<b>.000</b>	<b>1-3</b>	<b>.333</b>	<b>3-1-4</b>	<b>0.5</b>	<b>2-0</b>	<b>0</b>	<b>2</b>	<b>0</b>	<b>0</b>	<b>7</b>	<b>0.9</b>

- Played a postgraduate season at Montverde Academy during the 2020-21 season for head coach Ben Wisniewski; averaged 20.2 points and 10.6 rebounds. *First name pronounced: JAY-lin*
- Before Montverde, played at Dillard High School for legendary head coach Darryl Burrows.
- At Dillard in 2019-20, averaged 18 points, 10 rebounds and two blocks, while leading the Panthers to a 24-8 record and to the state title game.
- Three-star recruit by 247Sports.
- Chose the Hokies over Mississippi State, Boston College and UCF.

## 2021-22 GAME-BY-GAME STATS

OPPONENT	DATE	ST	MIN	FG-FGA	PCT	3FG-FGA	PCT	FT-FTA	PCT	OFF	DEF	TOT	PF	A	T/O	BLK	STL	PTS
Maine	11/9/21		5	0-0	.000	0-0	.000	0-1	.000	0	0	0	1	0	0	0	0	0
at Navy	11/12/21		1	0-0	.000	0-0	.000	0-0	.000	0	0	0	0	0	0	0	0	0
Radford	11/15/21		4	0-3	.000	0-0	.000	0-0	.000	1	1	2	0	0	0	0	0	0
St. Francis (Pa.)	11/18/21		3	2-2	1.000	0-0	.000	0-0	.000	1	0	1	0	0	0	0	0	4
Merrimack	11/21/21		2	0-0	.000	0-0	.000	0-0	.000	0	0	0	0	0	1	0	0	0
vs. Memphis	11/24/21								DNP									
vs. Xavier	11/26/21								DNP									
at Maryland	12/1/21								DNP									
Wake Forest	12/4/21								DNP									
Cornell	12/8/21		2	0-1	.000	0-0	.000	0-0	.000	0	0	0	0	0	0	0	0	0
at Dayton	12/12/21								DNP									
vs. St. Bonaventure	12/17/21		5	1-1	1.000	0-0	.000	1-2	.500	1	0	1	0	0	1	0	0	3
at Duke	12/22/21								DNP									
NC State	1/4/22								DNP									
at Virginia	1/12/22								DNP									
Notre Dame	1/15/22								DNP									
at NC State	1/19/22								DNP									
at Boston College	1/22/22								DNP									
at North Carolina	1/24/22		1	0-0	.000	0-0	.000	0-0	.000	0	0	0	1	0	0	0	0	0
Miami	1/26/22								DNP									
at Florida State	1/29/22								DNP									
Georgia Tech	2/2/22								DNP									
at Pittsburgh	2/5/22								DNP									
Pittsburgh	2/7/22								DNP									
Syracuse	2/12/22								DNP									
Virginia	2/14/22								DNP									
North Carolina	2/19/22								DNP									
at Georgia Tech	2/23/22								DNP									
at Miami	2/26/22								DNP									
Louisville	3/1/22								DNP									
at Clemson	3/5/22								DNP									

## PRODUCTION TRACKER

	This Season
Scored 10+ Points	-
Had 5+ Rebounds	-
Had Multiple Blocks	-
Led Tech in Blocks	-
Had Multiple Steals	-
Shot over 50% from the floor	2
Played 10+ Minutes	-
Shot 5+ Free Throws	-
Had Multiple Dunks	-





# 13 DARIUS MADDOX

**SOPHOMORE** Guard | 6-5 | 185 | Sports Media and Analytics  
Bowie, Maryland | Oak Hill Academy



## SEASON/CAREER BESTS

### POINTS

Season 14 vs. Cornell (12/8/21)  
Career 14 vs. Cornell (12/8/21)

### REBOUNDS

Season 4 vs. Cornell (12/8/21)  
Career 4 vs. Cornell (12/8/21)

### ASSISTS

Season 4 vs. Miami (1/26/22)  
Career 4 vs. Miami (1/26/22)

### BLOCKS

Season 2 (2x), last vs. Miami (1/26/22)  
Career 2 (2x), last vs. Miami (1/26/22)

### STEALS

Season 3 at Florida State (1/29/22)  
Career 3 at Florida State (1/29/22)

### MINUTES

Season 23 (2x), last at Florida St. (1/29/22)  
Career 23 (2x), last at Florida St. (1/29/22)

### FIELD GOALS MADE

Season 4 (4x), last vs. Miami (1/26/22)  
Career 4 (4x), last vs. Miami (1/26/22)

### FIELD GOALS ATTEMPTED

Season 8 vs. Cornell (12/8/21)  
Career 8 vs. Cornell (12/8/21)

### 3-PT. FIELD GOALS MADE

Season 3 vs. Saint Francis (11/18/21)  
Career 3 (2x), last vs. Saint Francis (11/18/21)

### 3-PT. FIELD GOALS ATTEMPTED

Season 4 (2x), last vs. Miami (1/26/22)  
Career 4 (2x), last vs. Miami (1/26/22)

### FREE THROWS MADE

Season 4 (2x), last vs. Cornell (12/8/21)  
Career 4 (2x), last vs. Cornell (12/8/21)

### FREE THROWS ATTEMPTED

Season 4 (3x), last vs. St. Bona. (12/17/21)  
Career 4 (3x), last vs. St. Bona. (12/17/21)

- Dropped in a career-high 14 points on 4-of-8 shooting vs. Cornell; also set or tied career highs in rebounds (four), minutes played (23), field goals made (four) and free throws made (four).
- Appeared in 11 games in 2020-21, recording a season-high nine points vs. Coppin State (12/19/20).
- Rated 84th overall and the 14th-best shooting guard on 247 Sports.
- Chose the Hokies over Cincinnati, Creighton, Georgetown and Seton Hall.

## 2021-22 GAME-BY-GAME STATS

OPPONENT	DATE	ST	MIN	FG-FGA	PCT	3FG-FGA	PCT	FT-FTA	PCT	OFF	DEF	TOT	PF	A	T/O	BLK	STL	PTS
Maine	11/9/21		19	4-7	.571	1-1	1.000	0-0	.000	0	2	2	1	0	2	0	0	9
at Navy	11/12/21		15	2-5	.400	0-2	.000	0-1	.000	1	2	3	2	1	0	0	0	4
Radford	11/15/21		16	2-3	.667	2-3	.667	0-0	.000	0	1	1	0	1	1	0	0	6
St. Francis (Pa.)	11/18/21		18	4-4	1.000	3-3	1.000	0-0	.000	1	2	3	1	0	2	0	0	11
Merrimack	11/21/21		16	1-4	.250	1-2	.500	1-2	.500	1	2	3	0	0	0	0	0	4
vs. Memphis	11/24/21		14	2-2	1.000	1-1	1.000	0-0	.000	0	0	0	0	0	0	0	0	5
vs. Xavier	11/26/21		17	0-2	.000	0-2	.000	4-4	1.000	0	1	1	1	0	1	0	0	4
at Maryland	12/1/21		12	2-2	1.000	0-0	.000	0-0	.000	1	1	2	0	0	1	2	1	4
Wake Forest	12/4/21		12	2-3	.667	1-1	1.000	0-0	.000	0	1	1	1	0	0	0	1	5
Cornell	12/8/21		23	4-8	.500	2-4	.500	4-4	1.000	0	4	4	1	0	0	1	1	14
at Dayton	12/12/21		11	0-2	.000	0-0	.000	0-0	.000	1	0	1	3	0	0	0	0	0
vs. St. Bonaventure	12/17/21		17	2-4	.500	1-3	.333	3-4	.750	1	1	2	1	1	0	0	0	8
at Duke	12/22/21		16	1-3	.333	0-2	.000	0-0	.000	0	1	1	3	2	0	0	0	2
NC State	1/4/22		11	1-3	.333	1-2	.500	0-0	.000	0	2	2	0	1	0	1	1	3
at Virginia	1/12/22		8	0-1	.000	0-1	.000	0-0	.000	0	1	1	1	0	1	0	0	0
Notre Dame	1/15/22		5	1-2	.500	1-1	1.000	0-0	.000	0	0	0	0	0	0	0	0	3
at NC State	1/19/22		11	1-3	.333	0-1	.000	0-0	.000	0	0	0	1	0	0	0	0	2
at Boston College	1/22/22		6	1-1	1.000	0-0	.000	0-0	.000	1	0	1	0	0	1	0	0	2
at North Carolina	1/24/22		9	1-2	.500	0-0	.000	0-0	.000	0	1	1	1	0	0	0	0	2
Miami	1/26/22		15	4-6	.667	2-4	.500	3-3	1.000	1	2	3	0	4	0	2	0	13
at Florida State	1/29/22		23	2-6	.333	1-2	.500	1-1	1.000	0	1	1	3	1	0	0	3	6
Georgia Tech	2/2/22		14	2-4	.500	1-2	.500	1-3	.333	0	1	1	2	1	1	0	0	6
at Pittsburgh	2/5/22																	
Pittsburgh	2/7/22																	
Syracuse	2/12/22																	
Virginia	2/14/22																	
North Carolina	2/19/22																	
at Georgia Tech	2/23/22																	
at Miami	2/26/22																	
Louisville	3/1/22																	
at Clemson	3/5/22																	

## PRODUCTION TRACKER

	This Season	Career
Scored 10+ Points	3	3
Scored 20+ Points	-	-
Led Tech in Scoring	-	-
Made 3+ 3FGs	1	2
Led Tech in 3FGM	1	1
Shot over 40% from 3	12	13
Had a Double-Double	-	-
Had Multiple Assists	2	2
Had Multiple Steals	1	1



## CAREER STATS

	GP-GS	MIN	AVG	FG-FGA	FG%	3FG-FGA	3FG%	FT-FTA	FT%	OFF-DEF-TOT	AVG	PF-FO	AST	TO	BLK	STL	PTS	AVG
2020-21	11-0	35	3.2	3-11	.273	3-7	.429	0-0	.000	2-0-2	0.2	3-0	3	1	1	0	9	0.8
2021-22	22-0	308	14.0	39-77	.506	18-37	.486	17-22	.773	8-26-34	1.5	22-0	12	10	6	7	113	5.1
<b>TOTAL</b>	<b>33-0</b>	<b>343</b>	<b>10.4</b>	<b>42-88</b>	<b>.477</b>	<b>21-44</b>	<b>.477</b>	<b>17-22</b>	<b>.773</b>	<b>10-26-36</b>	<b>1.1</b>	<b>25-0</b>	<b>15</b>	<b>11</b>	<b>7</b>	<b>7</b>	<b>122</b>	<b>3.7</b>

# 14 BEN VARGA

**FRESHMAN** Guard | 5-10 | 170 | Business, Undecided  
Louisville, Kentucky | St. Xavier



## SEASON/CAREER BESTS

### POINTS

Season 3 vs. Merrimack (11/21/21)  
Career 3 vs. Merrimack (11/21/21)

### REBOUNDS

Season -  
Career -

### ASSISTS

Season -  
Career -

### BLOCKS

Season -  
Career -

### STEALS

Season -  
Career -

### MINUTES

Season 3 vs. St. Bonaventure (12/17/21)  
Career 3 vs. St. Bonaventure (12/17/21)

### FIELD GOALS MADE

Season 1 vs. Merrimack (11/21/21)  
Career 1 vs. Merrimack (11/21/21)

### FIELD GOALS ATTEMPTED

Season 2 (2x), last vs. St. Bona. (12/17/21)  
Career 2 (2x), last vs. St. Bona. (12/17/21)

### 3-PT. FIELD GOALS MADE

Season 1 vs. Merrimack (11/21/21)  
Career 1 vs. Merrimack (11/21/21)

### 3-PT. FIELD GOALS ATTEMPTED

Season 2 vs. Merrimack (11/21/21)  
Career 2 vs. Merrimack (11/21/21)

### FREE THROWS MADE

Season -  
Career -

### FREE THROWS ATTEMPTED

Season -  
Career -

## CAREER STATS

	GP-GS	MIN	AVG	FG-FGA	FG%	3FG-FGA	3FG%	FT-FTA	FT%	OFF-DEF-TOT	AVG	PF-FO	AST	TO	BLK	STL	PTS	AVG
2021-22	5-0	10	2.0	1-5	.200	1-4	.250	0-0	.000	0-0-0	0.0	0-0	0	0	0	0	3	0.6
<b>TOTAL</b>	<b>5-0</b>	<b>10</b>	<b>2.0</b>	<b>1-5</b>	<b>.200</b>	<b>1-4</b>	<b>.250</b>	<b>0-0</b>	<b>.000</b>	<b>0-0-0</b>	<b>0.0</b>	<b>0-0</b>	<b>0</b>	<b>0</b>	<b>0</b>	<b>0</b>	<b>3</b>	<b>0.6</b>

- Recruited as a preferred walk-on.
- Played four years at St. Xavier High School for head coach Kevin Klein.
- Holds school record for career 3-pointers made, school record for 3-pointers made in a game and school record for 3-pointers made in a season.
- Led Kentucky in 3-pointers his senior year - averaged 18 ppg and four 3-pointers per game.
- Dad played tennis at the University of Kentucky.

*Last name pronounced: VAR-guh*

## 2021-22 GAME-BY-GAME STATS

OPPONENT	DATE	ST	MIN	FG-FGA	PCT	3FG-FGA	PCT	FT-FTA	PCT	OFF	DEF	TOT	PF	A	T/O	BLK	STL	PTS
Maine	11/9/21		2	0-0	.000	0-0	.000	0-0	.000	0	0	0	0	0	0	0	0	0
at Navy	11/12/21							DNP										
Radford	11/15/21		1	0-0	.000	0-0	.000	0-0	.000	0	0	0	0	0	0	0	0	0
St. Francis (Pa.)	11/18/21							DNP										
Merrimack	11/21/21		2	1-2	.500	1-2	.500	0-0	.000	0	0	0	0	0	0	0	0	3
vs. Memphis	11/24/21							DNP										
vs. Xavier	11/26/21							DNP										
at Maryland	12/1/21							DNP										
Wake Forest	12/4/21							DNP										
Cornell	12/8/21		2	0-1	.000	0-1	.000	0-0	.000	0	0	0	0	0	0	0	0	0
at Dayton	12/12/21							DNP										
vs. St. Bonaventure	12/17/21		3	0-2	.000	0-1	.000	0-0	.000	0	0	0	0	0	0	0	0	0
at Duke	12/22/21							DNP										
NC State	1/4/22							DNP										
at Virginia	1/12/22							DNP										
Notre Dame	1/15/22							DNP										
at NC State	1/19/22							DNP										
at Boston College	1/22/22							DNP										
at North Carolina	1/24/22							DNP										
Miami	1/26/22							DNP										
at Florida State	1/29/22							DNP										
Georgia Tech	2/2/22							DNP										
at Pittsburgh	2/5/22																	
Pittsburgh	2/7/22																	
Syracuse	2/12/22																	
Virginia	2/14/22																	
North Carolina	2/19/22																	
at Georgia Tech	2/23/22																	
at Miami	2/26/22																	
Louisville	3/1/22																	
at Clemson	3/5/22																	

## PRODUCTION TRACKER

	This Season
Scored 5+ Points	-
Scored 10+ Points	-
Made Multiple 3FGs	-
Made 3+ 3FGs	-
Led Tech in 3FGM	-
Shot over 40% from 3	1
Played 5+ Minutes	-
Had Multiple Assists	-
Had Multiple Steals	-





# 15 LYNN KIDD

**SOPHOMORE** Center | 6-10 | 240 | Public Health  
Gainesville, Florida | Clemson



## SEASON/CAREER BESTS

### POINTS

Season 3 vs. Saint Francis (11/18/21)  
Career 4 vs. Florida State (1/23/21)

### REBOUNDS

Season 3 vs. Maine (11/9/21)  
Career 4 vs. South Carolina State (12/2/20)

### ASSISTS

Season -  
Career 1 vs. Mississippi State (11/25/20)

### BLOCKS

Season 1 (2x), last vs. St. Bona. (12/17/21)  
Career 2 vs. South Carolina State (12/2/20)

### STEALS

Season -  
Career -

### MINUTES

Season 6 vs. St. Bonaventure (12/17/21)  
Career 12 vs. South Carolina State (12/2/20)

### FIELD GOALS MADE

Season 1 vs. Saint Francis (11/18/21)  
Career 1 (3x), last vs. Saint Francis (11/18/21)

### FIELD GOALS ATTEMPTED

Season 3 vs. Saint Francis (11/18/21)  
Career 5 vs. South Carolina State (12/2/20)

### 3-PT. FIELD GOALS MADE

Season -  
Career -

### 3-PT. FIELD GOALS ATTEMPTED

Season -  
Career -

### FREE THROWS MADE

Season 1 vs. Saint Francis (11/18/21)  
Career 2 (2x), last vs. Florida State (1/23/21)

### FREE THROWS ATTEMPTED

Season 1 vs. Saint Francis (11/18/21)  
Career 2 (2x), last vs. Florida State (1/23/21)

## CAREER STATS

	GP-GS	MIN	AVG	FG-FGA	FG%	3FG-FGA	3FG%	FT-FTA	FT%	OFF-DEF-TOT	AVG	PF-FO	AST	TO	BLK	STL	PTS	AVG
2020-21	7-0	33	4.7	2-6	.333	0-0	.000	4-4	1.000	4-3-7	1.0	6-0	1	2	2	0	8	1.1
2021-22	6-0	21	3.5	1-6	.167	0-0	.000	1-1	1.000	4-4-8	1.3	0-0	0	3	2	0	3	0.5
<b>TOTAL</b>	<b>13-0</b>	<b>54</b>	<b>4.2</b>	<b>3-12</b>	<b>.250</b>	<b>0-0</b>	<b>.000</b>	<b>5-5</b>	<b>1.000</b>	<b>8-7-15</b>	<b>1.2</b>	<b>6-0</b>	<b>1</b>	<b>5</b>	<b>4</b>	<b>0</b>	<b>11</b>	<b>0.8</b>

- Played in seven games, totaling eight points in 33 minutes of action as a freshman at Clemson.
- Reclassified from the 2021 recruiting class to 2020.
- No. 77 overall prospect on ESPN's Top-100 list of high school juniors; four-star recruit.
- Chose Clemson over Virginia Tech, Miami, Wake Forest, Auburn and Florida during his initial recruitment.

## 2021-22 GAME-BY-GAME STATS

OPPONENT	DATE	ST	MIN	FG-FGA	PCT	3FG-FGA	PCT	FT-FTA	PCT	OFF	DEF	TOT	PF	A	T/O	BLK	STL	PTS
Maine	11/9/21		4	0-1	.000	0-0	.000	0-0	.000	2	1	3	0	0	2	0	0	0
at Navy	11/12/21																	
Radford	11/15/21		1	0-1	.000	0-0	.000	0-0	.000	0	0	0	0	0	0	0	0	0
St. Francis (Pa.)	11/18/21		4	1-3	.333	0-0	.000	1-1	1.000	1	0	1	0	0	0	0	0	3
Merrimack	11/21/21		3	0-0	.000	0-0	.000	0-0	.000	0	2	2	0	0	0	1	0	0
vs. Memphis	11/24/21																	
vs. Xavier	11/26/21																	
at Maryland	12/1/21																	
Wake Forest	12/4/21																	
Cornell	12/8/21		3	0-1	.000	0-0	.000	0-0	.000	1	1	2	0	0	0	0	0	0
at Dayton	12/12/21																	
vs. St. Bonaventure	12/17/21		6	0-0	.000	0-0	.000	0-0	.000	0	0	0	0	0	1	1	0	0
at Duke	12/22/21																	
NC State	1/4/22																	
at Virginia	1/12/22																	
Notre Dame	1/15/22																	
at NC State	1/19/22																	
at Boston College	1/22/22																	
at North Carolina	1/24/22																	
Miami	1/26/22																	
at Florida State	1/29/22																	
Georgia Tech	2/2/22																	
at Pittsburgh	2/5/22																	
Pittsburgh	2/7/22																	
Syracuse	2/12/22																	
Virginia	2/14/22																	
North Carolina	2/19/22																	
at Georgia Tech	2/23/22																	
at Miami	2/26/22																	
Louisville	3/1/22																	
at Clemson	3/5/22																	

## PRODUCTION TRACKER

	This Season	Career
Scored 10+ Points	-	-
Had 5+ Rebounds	-	-
Had Multiple Blocks	-	1
Led Tech in Blocks	-	-
Had Multiple Steals	-	-
Shot over 50% from the floor	-	1
Played 10+ Minutes	-	1
Shot 5+ Free Throws	-	-
Had Multiple Dunks	-	-



# 21 JOHN OJIAKO

**JUNIOR** Center | 6-10 | 245 | Public Health  
Lagos, Nigeria | Admiral Farragut (Fla.)



## SEASON/CAREER BESTS

### POINTS

Season 9 vs. Maine (11/9/21)  
Career 15 vs. UMES (12/29/19)

### REBOUNDS

Season 5 (2x), last vs. Merrimack (11/21/21)  
Career 9 (2x), last vs. Pittsburgh (2/15/20)

### ASSISTS

Season 1 (2x), last at BC (1/22/22)  
Career 1 (4x), last at BC (1/22/22)

### BLOCKS

Season 2 vs. St. Bonaventure (12/17/21)  
Career 5 vs. Miami (2/19/20)

### STEALS

Season -  
Career 2 vs. USC Upstate (11/13/19)

### MINUTES

Season 14 vs. Merrimack (11/21/21)  
Career 23 vs. Miami (2/19/20)

### FIELD GOALS MADE

Season 4 vs. Maine (11/9/21)  
Career 5 vs. UMES (12/29/19)

### FIELD GOALS ATTEMPTED

Season 8 vs. Maine (11/9/21)  
Career 10 vs. UMES (12/29/19)

### 3-PT. FIELD GOALS MADE

Season -  
Career -

### 3-PT. FIELD GOALS ATTEMPTED

Season -  
Career -

### FREE THROWS MADE

Season 5 vs. St. Bonaventure (12/17/21)  
Career 5 (2x), last vs. St. Bona. (12/17/21)

### FREE THROWS ATTEMPTED

Season 6 vs. St. Bonaventure (12/17/21)  
Career 6 (2x), last vs. St. Bona. (12/17/21)

## CAREER STATS

	GP-GS	MIN	AVG	FG-FGA	FG%	3FG-FGA	3FG%	FT-FTA	FT%	OFF-DEF-TOT	AVG	PF-FO	AST	TO	BLK	STL	PTS	AVG
2019-20	31-2	325	10.5	33-61	.541	0-0	.000	19-28	.679	35-50-85	2.7	47-2	2	17	23	6	85	2.7
2020-21	6-0	16	2.7	1-4	.250	0-0	.000	0-2	.000	0-1-1	0.2	4-0	0	1	2	0	2	0.3
2021-22	15-0	106	7.1	15-26	.577	0-0	.000	9-11	.818	17-17-34	2.3	13-0	2	7	7	0	39	2.6
<b>TOTAL</b>	<b>52-2</b>	<b>446</b>	<b>8.6</b>	<b>49-91</b>	<b>.538</b>	<b>0-0</b>	<b>.000</b>	<b>28-41</b>	<b>.683</b>	<b>52-68-120</b>	<b>2.3</b>	<b>63-1</b>	<b>4</b>	<b>25</b>	<b>32</b>	<b>6</b>	<b>126</b>	<b>2.4</b>

- Battled through injuries most of 2020-21.
- Played in six games last season, throwing down a dunk for his lone bucket of the year.
- Played at Admiral Farragut High School in Florida during 2018-19.
- Originally from Nigeria, played his high school basketball first in Kentucky and then in St. Petersburg, Florida.
- Rated as the No. 25 center in the nation and No. 10 player in Florida by ESPN.
- Three-star prospect on 247 Sports and Rivals.com.
- Hopes to become a medical doctor.

*Last name pronounced: oh-GEE-ah-koh*

## 2021-22 GAME-BY-GAME STATS

OPPONENT	DATE	ST	MIN	FG-FGA	PCT	3FG-FGA	PCT	FT-FTA	PCT	OFF	DEF	TOT	PF	A	T/O	BLK	STL	PTS
Maine	11/9/21		12	4-8	.500	0-0	.000	1-1	1.000	2	2	4	2	0	0	0	0	9
at Navy	11/12/21		9	3-3	1.000	0-0	.000	0-0	.000	1	1	2	1	0	1	1	0	6
Radford	11/15/21		10	0-1	.000	0-0	.000	0-0	.000	1	4	5	3	0	0	0	0	0
St. Francis (Pa.)	11/18/21		9	2-4	.500	0-0	.000	2-2	1.000	2	1	3	1	0	2	1	0	6
Merrimack	11/21/21		14	3-4	.750	0-0	.000	0-0	.000	1	4	5	0	0	0	0	0	6
vs. Memphis	11/24/21		4	0-0	.000	0-0	.000	0-0	.000	0	0	0	0	0	0	0	0	0
vs. Xavier	11/26/21								DNP									
at Maryland	12/1/21		3	0-1	.000	0-0	.000	0-0	.000	0	0	0	0	0	0	0	0	0
Wake Forest	12/4/21		3	1-1	1.000	0-0	.000	0-0	.000	2	1	3	0	0	0	0	0	2
Cornell	12/8/21		8	0-1	.000	0-0	.000	1-2	.500	3	1	4	1	1	1	1	0	1
at Dayton	12/12/21								DNP									
vs. St. Bonaventure	12/17/21		9	0-0	.000	0-0	.000	5-6	.833	2	0	2	1	0	2	2	0	5
at Duke	12/22/21								DNP									
NC State	1/4/22								DNP									
at Virginia	1/12/22		13	1-1	1.000	0-0	.000	0-0	.000	1	2	3	2	0	1	1	0	2
Notre Dame	1/15/22								DNP									
at NC State	1/19/22		3	1-1	1.000	0-0	.000	0-0	.000	1	0	1	0	0	0	0	0	2
at Boston College	1/22/22		6	0-1	.000	0-0	.000	0-0	.000	0	1	1	2	1	0	1	0	0
at North Carolina	1/24/22								DNP									
Miami	1/26/22								DNP									
at Florida State	1/29/22		1	0-0	.000	0-0	.000	0-0	.000	0	0	0	0	0	0	0	0	0
Georgia Tech	2/2/22		2	0-0	.000	0-0	.000	0-0	.000	0	0	0	0	0	0	0	0	0
at Pittsburgh	2/5/22																	
Pittsburgh	2/7/22																	
Syracuse	2/12/22																	
Virginia	2/14/22																	
North Carolina	2/19/22																	
at Georgia Tech	2/23/22																	
at Miami	2/26/22																	
Louisville	3/1/22																	
at Clemson	3/5/22																	

## PRODUCTION TRACKER

	This Season	Career
Scored 10+ Points	-	1
Had 5+ Rebounds	2	8
Had Multiple Blocks	1	8
Led Tech in Blocks	2	10
Had Multiple Steals	-	1
Shot over 50% from the floor	7	27
Played 10+ Minutes	4	19
Shot 5+ Free Throws	1	3
Had Multiple Dunks	-	-





# 22 KEVE ALUMA

**R-SENIOR** Forward | 6-9 | 235 | Sociology (2nd undergraduate degree)  
Berlin, Maryland | Wofford



## SEASON/CAREER BESTS

### POINTS

Season 25 at Duke (12/22/21)  
Career 30 at Pittsburgh (2/3/21)

### REBOUNDS

Season 12 at Maryland (12/1/21)  
Career 14 vs. Georgia Tech (2/23/21)

### ASSISTS

Season 5 vs. Wake Forest (12/4/21)  
Career 5 (4x), last vs. Wake Forest (12/4/21)

### BLOCKS

Season 3 (2x), last vs. Miami (1/26/22)  
Career 4 at Wake Forest (1/17/21)

### STEALS

Season 3 vs. St. Bonaventure (12/17/21)  
Career 3 (2x), last vs. St. Bona. (12/17/21)

### MINUTES

Season 38 (2x), last at Virginia (1/12/22)  
Career 43 at Miami (2/6/21)

### FIELD GOALS MADE

Season 11 at Duke (12/22/21)  
Career 11 at Duke (12/22/21)

### FIELD GOALS ATTEMPTED

Season 20 (2x), last at Virginia (1/12/22)  
Career 20 (2x), last at Virginia (1/12/22)

### 3-PT. FIELD GOALS MADE

Season 4 vs. Wake Forest (12/4/21)  
Career 5 vs. Wake Forest (2/27/21)

### 3-PT. FIELD GOALS ATTEMPTED

Season 7 vs. Wake Forest (12/4/21)  
Career 7 (2x), last vs. Wake Forest (12/4/21)

### FREE THROWS MADE

Season 10 at Navy (11/12/21)  
Career 10 at Navy (11/12/21)

### FREE THROWS ATTEMPTED

Season 10 at Navy (11/12/21)  
Career 13 vs. VMI (12/3/20)

## CAREER STATS

	GP-GS	MIN	AVG	FG-FGA	FG%	3FG-FGA	3FG%	FT-FTA	FT%	OFF-DEF-TOT	AVG	PF-FO	AST	TO	BLK	STL	PTS	AVG
2017-18	33-2	439	13.3	30-53	.566	0-0	.000	24-42	.571	45-68-113	3.4	63-2	18	20	13	6	84	2.5
2018-19	35-34	931	26.6	94-141	.667	0-1	.000	54-94	.574	92-147-239	6.8	81-3	34	36	31	23	242	6.9
2019-20									DNP									
2020-21	22-22	674	30.6	118-241	.490	20-57	.351	78-108	.722	56-118-174	7.9	52-1	48	41	29	15	334	15.2
2021-22	22-22	667	30.3	134-258	.519	12-47	.255	64-82	.780	49-90-139	6.3	56-1	43	36	18	12	344	15.6
<b>TOTAL</b>	<b>112-80</b>	<b>2711</b>	<b>24.2</b>	<b>376-693</b>	<b>.543</b>	<b>32-105</b>	<b>.305</b>	<b>220-326</b>	<b>.675</b>	<b>242-423-665</b>	<b>5.9</b>	<b>252-7</b>	<b>143</b>	<b>133</b>	<b>91</b>	<b>56</b>	<b>1004</b>	<b>9.0</b>

- Returns after exploring his 2021 NBA Draft options. *Name pronounced: kev-AYE ah-LOU-muh*
- Second-Team All-ACC pick in 2020-21.
- Only Hokie to start all 22 games Tech played.
- Averaged a team-high 15.2 points per game, which ranked ninth in the ACC.
- Posted a team-best six double-doubles last season.
- Two-time ACC Player of the Week (11/30/20, 2/1/21).
- Earned his first undergraduate degree in human development from Virginia Tech in May 2021.
- Currently working on his second undergraduate degree in sociology.

## 2021-22 GAME-BY-GAME STATS

OPPONENT	DATE	ST	MIN	FG-FGA	PCT	3FG-FGA	PCT	FT-FTA	PCT	OFF	DEF	TOT	PF	A	T/O	BLK	STL	PTS
Maine	11/9/21	*	18	3-5	.600	0-1	.000	2-2	1.000	0	0	0	3	0	0	1	0	8
at Navy	11/12/21	*	24	5-9	.556	0-0	.000	10-10	1.000	2	4	6	4	1	1	1	1	20
Radford	11/15/21	*	23	5-8	.625	0-2	.000	0-0	.000	0	4	4	3	1	2	2	0	10
St. Francis (Pa.)	11/18/21	*	24	6-13	.462	0-5	.000	6-8	.750	2	5	7	3	1	1	0	0	18
Merrimack	11/21/21	*	24	2-3	.667	0-0	.000	2-4	.500	2	3	5	1	2	1	3	0	6
vs. Memphis	11/24/21	*	36	5-17	.294	1-3	.333	3-4	.750	5	6	11	5	1	1	0	2	14
vs. Xavier	11/26/21	*	37	6-11	.545	0-1	.000	0-1	.000	0	5	5	0	2	1	0	0	12
at Maryland	12/1/21	*	35	6-14	.429	1-4	.250	4-6	.667	5	7	12	2	2	2	2	0	17
Wake Forest	12/4/21	*	36	8-16	.500	4-7	.571	3-4	.750	4	5	9	3	5	4	0	0	23
Cornell	12/8/21	*	22	8-9	.889	0-1	.000	0-0	.000	2	3	5	3	1	0	1	1	16
at Dayton	12/12/21	*	37	7-15	.467	0-2	.000	0-2	.000	3	3	6	2	2	3	0	1	14
vs. St. Bonaventure	12/17/21	*	24	5-11	.455	0-2	.000	2-2	1.000	1	2	3	1	4	0	2	3	12
at Duke	12/22/21	*	38	11-20	.550	1-3	.333	2-2	1.000	5	5	10	2	3	2	0	1	25
NC State	1/4/22	*	34	7-14	.500	1-3	.333	3-5	.600	4	2	6	3	2	2	0	0	18
at Virginia	1/12/22	*	38	9-20	.450	1-3	.333	3-3	1.000	2	4	6	2	3	3	1	0	22
Notre Dame	1/15/22	*	36	7-14	.500	0-3	.000	3-5	.600	1	7	8	3	2	2	0	0	17
at NC State	1/19/22	*	28	5-7	.714	0-1	.000	0-0	.000	3	8	11	3	1	3	1	0	10
at Boston College	1/22/22	*	32	7-14	.500	1-2	.500	6-6	1.000	3	5	8	3	3	1	0	1	21
at North Carolina	1/24/22	*	37	7-15	.467	1-2	.500	4-4	1.000	1	5	6	4	3	2	1	0	19
Miami	1/26/22	*	33	5-8	.625	1-2	.500	3-3	1.000	1	2	3	1	3	1	3	1	14
at Florida State	1/29/22	*	24	2-4	.500	0-0	.000	0-2	.000	0	1	1	4	0	1	0	1	4
Georgia Tech	2/2/22	*	27	8-11	.727	0-0	.000	8-9	.889	3	4	7	1	1	3	0	0	24
at Pittsburgh	2/5/22																	
Pittsburgh	2/7/22																	
Syracuse	2/12/22																	
Virginia	2/14/22																	
North Carolina	2/19/22																	
at Georgia Tech	2/23/22																	
at Miami	2/26/22																	
Louisville	3/1/22																	
at Clemson	3/5/22																	

## PRODUCTION TRACKER

	This Season	Career
Scored 10+ Points	19	44
Scored 20+ Points	6	11
Led Tech in Scoring	13	21
Had 10+ Rebounds	4	19
Led Tech in Rebounding	7	19
Had a Double-Double	4	12
Shot over 50% from the floor	15	74
Made 3+ 3FGs	1	4
Shot 5+ Free Throws	7	25



# 25 JUSTYN MUTTS

**GRADUATE STUDENT** Forward | 6-7 | 230 | Educational Psychology (2nd master's degree)  
Millville, New Jersey | Delaware



## SEASON/CAREER BESTS

### POINTS

Season 24 vs. Notre Dame (1/15/22)  
Career 30 at Hofstra (1/23/20)

### REBOUNDS

Season 12 vs. Memphis (11/24/21)  
Career 16 vs. UMES (11/29/19)

### ASSISTS

Season 8 vs. Miami (1/26/22)  
Career 8 vs. Miami (1/26/22)

### BLOCKS

Season 2 (4x), last at BC (1/22/22)  
Career 4 (3x), last vs. Hofstra (3/9/20)

### STEALS

Season 4 vs. Memphis (11/24/21)  
Career 5 at Pittsburgh (11/28/17)

### MINUTES

Season 38 vs. Memphis (11/24/21)  
Career 39 (2x), last at Miami (2/6/21)

### FIELD GOALS MADE

Season 9 vs. Notre Dame (1/15/22)  
Career 14 at Hofstra (1/23/20)

### FIELD GOALS ATTEMPTED

Season 15 at UNC (1/24/22)  
Career 17 at Hofstra (1/23/20)

### 3-PT. FIELD GOALS MADE

Season 2 at Maryland (12/1/21)  
Career 3 (2x), last vs. North Carolina (3/11/21)

### 3-PT. FIELD GOALS ATTEMPTED

Season 4 at Dayton (12/12/21)  
Career 5 (3x), last vs. North Carolina (3/11/21)

### FREE THROWS MADE

Season 6 at Duke (12/22/21)  
Career 8 vs. UMES (11/29/19)

### FREE THROWS ATTEMPTED

Season 7 at Duke (12/22/21)  
Career 8 (3x), last vs. Columbia (12/2/19)

## CAREER STATS

	GP-GS	MIN	AVG	FG-FGA	FG%	3FG-FGA	3FG%	FT-FTA	FT%	OFF-DEF-TOT	AVG	PF-FO	AST	TO	BLK	STL	PTS	AVG	
2017-18	28-18	568	20.3	71-132	.538	0-1	.000	26-47	.553	38-74-112	4.0	86-2	39	42	32	30	168	6.0	
2018-19											DNP								
2019-20	33-32	1046	31.7	162-301	.538	2-18	.111	75-102	.735	66-210-276	8.4	110-7	72	82	34	44	401	12.2	
2020-21	22-21	651	29.6	83-162	.512	15-45	.333	27-53	.509	37-104-141	6.4	62-2	49	51	17	13	208	9.5	
2021-22	22-22	631	28.7	96-170	.565	12-32	.375	25-38	.658	49-111-160	7.3	63-0	69	51	18	24	229	10.4	
<b>TOTAL</b>	<b>105-93</b>	<b>2896</b>	<b>27.6</b>	<b>412-765</b>	<b>.539</b>	<b>29-96</b>	<b>.302</b>	<b>153-240</b>	<b>.638</b>	<b>190-499-689</b>	<b>6.6</b>	<b>321-11</b>	<b>229</b>	<b>226</b>	<b>101</b>	<b>111</b>	<b>1006</b>	<b>9.6</b>	

- Candidate for 2021-22 Senior CLASS Award.
- Focused on improving his shooting form in the offseason.
- Started 21 of 22 games he played in last season.
- Reached double-figure scoring nine times in his first season as a Hokie.
- ACC All-Academic Team member in 2020-21.
- At Delaware, led the Blue Hens in rebounding and was fifth in the CAA in rebounds per game with 8.4 in 2019-20.
- Second on the team in points per game (12.2) and turned in 11 double-doubles - the third most in the CAA.
- Had 19 double-digit scoring outings and 13 double-figure rebounding efforts in 2019-20.
- Sat out the 2018-19 season due to NCAA transfer policy.
- As a freshman at High Point, Big South All-Freshman Team honoree.
- Chose the Hokies over Mississippi State and Houston.
- Earned his master's degree from Virginia Tech's OMALS program in May 2021.
- Currently working on his second graduate degree in educational psychology.

*First name pronounced: JUST-in*

## 2021-22 GAME-BY-GAME STATS

OPPONENT	DATE	ST	MIN	FG-FGA	PCT	3FG-FGA	PCT	FT-FTA	PCT	OFF	DEF	TOT	PF	A	T/O	BLK	STL	PTS
Maine	11/9/21	*	23	7-13	.538	1-3	.333	0-0	.000	2	5	7	1	6	1	1	2	15
at Navy	11/12/21	*	34	4-5	.800	1-1	1.000	0-0	.000	1	6	7	2	2	2	0	1	9
Radford	11/15/21	*	25	5-13	.385	1-3	.333	0-0	.000	2	6	8	3	1	1	1	0	11
St. Francis (Pa.)	11/18/21	*	21	3-8	.375	0-2	.000	0-0	.000	0	5	5	3	2	1	0	3	6
Merrimack	11/21/21	*	22	4-5	.800	1-1	1.000	0-0	.000	2	5	7	3	5	2	0	1	9
vs. Memphis	11/24/21	*	38	3-6	.500	0-2	.000	1-2	.500	4	8	12	2	3	3	0	4	7
vs. Xavier	11/26/21	*	32	2-6	.333	1-2	.500	0-2	.000	3	8	11	2	3	3	1	1	5
at Maryland	12/1/21	*	31	6-12	.500	2-3	.667	2-4	.500	2	4	4	2	2	0	2	16	
Wake Forest	12/4/21	*	28	7-10	.700	1-3	.333	0-0	.000	1	2	3	3	3	0	0	15	
Cornell	12/8/21	*	20	3-4	.750	0-0	.000	4-4	1.000	3	5	8	2	4	3	1	0	10
at Dayton	12/12/21	*	27	3-9	.333	0-4	.000	2-5	.400	3	7	10	4	1	2	1	0	8
vs. St. Bonaventure	12/17/21	*	23	1-1	1.000	0-0	.000	0-0	.000	1	6	7	1	2	3	0	2	2
at Duke	12/22/21	*	34	7-14	.500	0-1	.000	6-7	.857	4	5	9	4	3	1	1	1	20
NC State	1/4/22	*	35	3-7	.429	0-0	.000	0-0	.000	1	6	7	4	2	6	2	2	6
at Virginia	1/12/22	*	28	1-2	.500	0-1	.000	0-0	.000	0	4	4	4	2	1	2	1	2
Notre Dame	1/15/22	*	33	9-11	.818	1-1	1.000	5-6	.833	2	5	7	2	3	2	1	1	24
at NC State	1/19/22	*	33	6-8	.750	1-1	1.000	0-0	.000	4	5	9	2	4	4	2	0	13
at Boston College	1/22/22	*	26	2-5	.400	0-0	.000	0-0	.000	1	2	3	4	3	1	2	1	4
at North Carolina	1/24/22	*	32	8-15	.533	1-3	.333	1-4	.250	1	9	10	4	2	2	1	1	18
Miami	1/26/22	*	29	4-7	.571	1-1	1.000	0-0	.000	5	5	10	4	8	4	1	0	9
at Florida State	1/29/22	*	24	4-5	.800	0-0	.000	2-2	1.000	3	2	5	3	4	2	0	1	10
Georgia Tech	2/2/22	*	33	4-4	1.000	0-0	.000	2-2	1.000	5	3	8	2	4	2	1	0	10
at Pittsburgh	2/5/22																	
Pittsburgh	2/7/22																	
Syracuse	2/12/22																	
Virginia	2/14/22																	
North Carolina	2/19/22																	
at Georgia Tech	2/23/22																	
at Miami	2/26/22																	
Louisville	3/1/22																	
at Clemson	3/5/22																	

## PRODUCTION TRACKER

	This Season	Career
Scored 10+ Points	11	44
Scored 20+ Points	2	9
Led Tech in Scoring	3	5
Had 10+ Rebounds	5	20
Led Tech in Rebounding	12	18
Had a Double-Double	1	13
Shot over 50% from the floor	16	63
Made 3+ 3FGs	-	2
Shot 5+ Free Throws	3	17





# VIRGINIA TECH MEN'S BASKETBALL

## COMBINED TEAM STATS

### Game Records

Record	Overall	Home	Away	Neutral
ALL GAMES	12-10	7-3	4-5	1-2
CONFERENCE	4-7	2-3	2-4	0-0
NON-CONFERENCE	8-3	5-0	2-1	1-2

### Score by Periods

Team	1st	2nd	OT	TOT
Virginia Tech	758	794	0	1552
Opponents	639	731	0	1370

### Team Box Score

No.	Player				Total		3-Point		F-Throw		Rebounds											
		GP-GS	MIN	AVG	FG-FGA	FG%	3FG-3FGA	3FG%	FT-FTA	FT%	OFF	DEF	TOT	AVG	PF	DQ	A	TO	BLK	STL	PTS	AVG
22	ALUMA, Keve	22-22	666:33	30.3	134-258	.519	12-47	.255	64-82	.780	49	90	139	6.3	56	1	43	36	18	12	344	15.6
0	CATTOOR, Hunter	22-22	743:07	33.8	79-173	.457	58-122	.475	20-26	.769	6	79	85	3.9	44	0	42	21	4	22	236	10.7
25	MUTTS, Justyn	22-22	627:55	28.5	96-170	.565	12-32	.375	25-38	.658	50	111	161	7.3	63	0	69	51	18	24	229	10.4
4	ALLEYNE, Nahiem	22-22	699:51	31.8	72-207	.348	39-107	.364	37-40	.925	1	66	67	3.0	32	0	40	36	1	10	220	10.0
5	MURPHY, Storm	22-22	631:24	28.7	70-153	.458	35-93	.376	9-13	.692	6	34	40	1.8	36	0	61	39	0	10	184	8.4
13	MADDOX, Darius	22-0	310:30	14.1	39-77	.506	18-37	.486	17-22	.773	8	26	34	1.5	22	0	12	10	6	7	113	5.1
1	N'GUESSAN, David	22-0	311:37	14.2	35-69	.507	3-9	.333	15-30	.500	17	45	62	2.8	34	0	14	14	16	7	88	4.0
3	PEDULLA, Sean	22-0	234:01	10.6	29-61	.475	19-29	.655	6-8	.750	3	18	21	1.0	23	1	28	18	0	11	83	3.8
21	OJIAKO, John	15-0	106:53	7.1	15-26	.577	0-0	.000	9-11	.818	16	17	33	2.2	13	0	2	7	7	0	39	2.6
11	HAYNES, Jalen	8-0	22:04	2.8	3-7	.429	0-0	.000	1-3	.333	3	1	4	0.5	2	0	0	2	0	0	7	0.9
14	VARGA, Ben	5-0	11:19	2.3	1-5	.200	1-4	.250	0-0	.000	0	0	0	0.0	0	0	0	0	0	0	3	0.6
15	KIDD, Lynn	6-0	20:29	3.4	1-6	.167	0-0	.000	1-1	1.000	4	4	8	1.3	0	0	0	3	2	0	3	0.5
10	JOHNSON, Camden	6-0	14:17	2.4	1-2	.500	1-2	.500	0-0	.000	0	1	1	0.2	1	0	1	0	0	1	3	0.5
Team											22	21	43					8				
<b>Total</b>		<b>22</b>	<b>4400</b>		<b>575-1214</b>	<b>.474</b>	<b>198-482</b>	<b>.411</b>	<b>204-274</b>	<b>.745</b>	<b>185</b>	<b>513</b>	<b>698</b>	<b>31.7</b>	<b>326</b>	<b>2</b>	<b>312</b>	<b>245</b>	<b>72</b>	<b>104</b>	<b>1552</b>	<b>70.5</b>
<b>Opponents</b>		<b>22</b>	<b>4400</b>		<b>506-1200</b>	<b>.422</b>	<b>137-442</b>	<b>.310</b>	<b>221-297</b>	<b>.744</b>	<b>207</b>	<b>477</b>	<b>684</b>	<b>31.1</b>	<b>320</b>	<b>4</b>	<b>250</b>	<b>268</b>	<b>67</b>	<b>140</b>	<b>1370</b>	<b>62.3</b>

### Team Statistics

	HOKIES	OPP
<b>Scoring</b>	<b>1552</b>	<b>1370</b>
Points per game	70.5	62.3
Scoring margin	+8.3	-
<b>Field goals-att</b>	<b>575-1214</b>	<b>506-1200</b>
Field goal pct	.474	.422
<b>3 point fg-att</b>	<b>198-482</b>	<b>137-442</b>
3-point FG pct	.411	.310
3-pt FG made per game	9.0	6.2
<b>Free throws-att</b>	<b>204-274</b>	<b>221-297</b>
Free throw pct	.745	.744
F-Throws made per game	9.3	10.0
<b>Rebounds</b>	<b>698</b>	<b>684</b>
Rebounds per game	31.7	31.1
Rebounding margin	+0.6	-
<b>Assists</b>	<b>312</b>	<b>250</b>
Assists per game	14.2	11.4
<b>Turnovers</b>	<b>245</b>	<b>268</b>
Turnovers per game	11.1	12.2
Turnover margin	+1.0	-
Assist/turnover ratio	1.3	0.9
<b>Steals</b>	<b>104</b>	<b>140</b>
Steals per game	4.7	6.4
<b>Blocks</b>	<b>72</b>	<b>67</b>
Blocks per game	3.3	3.0
<b>Winning streak</b>	<b>2</b>	<b>-</b>
Home win streak	1	-
<b>Attendance</b>	<b>67849</b>	<b>105923</b>
Home games-Avg/Game	10-6785	9-11769
Neutral site-Avg/Game	-	3-935

### Team Results

Date	Opponent		Score	Att.
11/09/2021	Maine	W	82-47	6473
11/12/2021	at Navy	W	77-57	4784
11/15/2021	Radford	W	65-39	6835
11/18/2021	Saint Francis (PA)	W	85-55	6437
11/21/2021	Merrimack	W	72-43	4730
11/24/2021	vs Memphis	L	61-69	2804
11/26/2021	vs Xavier	L	58-59	0
12/01/2021	at Maryland	W	62-58	15988
12/04/2021	Wake Forest	L	61-80	8925
12/08/2021	Cornell	W	93-60	6403
12/12/2021	at Dayton	L	57-62	13407
12/17/2021	vs St. Bonaventure	W	86-49	0
12/22/2021	at Duke	L	65-76	9314
01/04/2022	NC State	L	63-68	5148
01/12/2022	at Virginia	L	52-54	13573
01/15/2022	Notre Dame	W	79-73	8925
01/19/2022	at NC State	W	62-59	13286
01/22/2022	at Boston College	L	63-68	4714
01/24/2022	at North Carolina	L	68-78	19357
01/26/2022	Miami (FL)	L	75-78	7086
01/29/2022	at Florida St.	W	85-72	11500
02/02/2022	Georgia Tech	W	81-66	6887

# VIRGINIA TECH MEN'S BASKETBALL

## TEAM GAME-BY-GAME

Opponent	Date	Score	W	Total		3-Pointers		Free throws		Rebounds										
				FG-FGA	PCT	3FG-3FGA	PCT	FT-FTA	PCT	OFF	DEF	TOT	AVG	PF	A	TO	BLK	STL	PTS	AVG
Maine	11/09/2021	82-47	W	35-66	.530	9-21	.429	3-5	.600	9	26	35	35.0	11	18	8	3	4	82	82.0
at Navy	11/12/2021	77-57	W	27-54	.500	8-19	.421	15-19	.789	8	27	35	35.0	17	14	9	2	5	77	79.5
Radford	11/15/2021	65-39	W	25-58	.431	10-23	.435	5-6	.833	7	34	41	37.0	14	10	15	3	7	65	74.7
Saint Francis (PA)	11/18/2021	85-55	W	31-60	.517	7-20	.350	16-20	.800	10	32	42	38.3	14	14	8	4	6	85	77.3
Merrimack	11/21/2021	72-43	W	27-49	.551	11-23	.478	7-12	.583	7	25	32	37.0	9	15	12	5	5	72	76.2
vs Memphis	11/24/2021	61-69	L	19-56	.339	7-21	.333	16-22	.727	9	24	33	36.3	20	10	13	0	8	61	73.7
vs Xavier	11/26/2021	58-59	L	22-54	.407	8-23	.348	6-10	.600	5	23	28	35.1	12	14	8	1	4	58	71.4
at Maryland	12/01/2021	62-58	W	23-60	.383	9-20	.450	7-12	.583	11	22	33	34.9	15	15	8	4	6	62	70.3
Wake Forest	12/04/2021	61-80	L	23-56	.411	8-27	.296	7-8	.875	11	14	25	33.8	13	14	12	2	3	61	69.2
Cornell	12/08/2021	93-60	W	34-63	.540	12-23	.522	13-17	.765	12	28	40	34.4	14	16	12	6	4	93	71.6
at Dayton	12/12/2021	57-62	L	21-55	.382	6-22	.273	9-14	.643	9	23	32	34.2	17	11	13	2	5	57	70.3
vs St. Bonaventure	12/17/2021	86-49	W	28-51	.549	13-28	.464	17-23	.739	9	25	34	34.2	13	14	14	5	8	86	71.6
at Duke	12/22/2021	65-76	L	26-61	.426	5-19	.263	8-9	.889	12	19	31	33.9	18	16	10	1	4	65	71.1
NC State	01/04/2022	63-68	L	23-53	.434	8-23	.348	9-11	.818	8	18	26	33.4	13	14	10	3	3	63	70.5
at Virginia	01/12/2022	52-54	L	21-50	.420	7-20	.350	3-3	1.000	6	23	29	33.1	16	13	12	6	5	52	69.3
Notre Dame	01/15/2022	79-73	W	29-49	.592	10-20	.500	11-15	.733	5	23	28	32.8	18	13	10	4	1	79	69.9
at NC State	01/19/2022	62-59	W	26-53	.491	7-24	.292	3-4	.750	12	25	37	33.0	17	13	17	5	5	62	69.4
at Boston College	01/22/2022	63-68	L	23-53	.434	7-17	.412	10-11	.909	8	15	23	32.4	18	13	7	3	7	63	69.1
at North Carolina	01/24/2022	68-78	L	27-58	.466	7-18	.389	7-11	.636	5	27	32	32.4	21	13	9	2	2	68	69.0
Miami (FL)	01/26/2022	75-78	L	25-50	.500	13-26	.500	12-15	.800	9	19	28	32.2	9	20	14	6	2	75	69.3
at Florida St.	01/29/2022	85-72	W	32-52	.615	18-25	.720	3-5	.600	4	14	18	31.5	16	16	10	2	6	85	70.0
Georgia Tech	02/02/2022	81-66	W	28-53	.528	8-20	.400	17-22	.773	9	27	36	31.7	11	16	14	3	4	81	70.5
<b>Total</b>		<b>1552</b>		<b>575-1214</b>	<b>.474</b>	<b>198-482</b>	<b>.411</b>	<b>204-274</b>	<b>.745</b>	<b>185</b>	<b>513</b>	<b>698</b>	<b>31.7</b>	<b>326</b>	<b>312</b>	<b>245</b>	<b>72</b>	<b>104</b>	<b>1552</b>	<b>70.5</b>
Opponents		1370		506-1200	.422	137-442	.310	221-297	.744	207	477	684	31.1	320	250	268	67	140	1370	62.3

### Virginia Tech Averages

Games Played	Points/game	FG Pct	3FG Pct	FT Pct	Rebounds/game	Assists/game	Turnovers/game	Assist/Turnover ratio	Steals/game	Blocks/game
22	70.5	47.4	41.1	74.5	31.7	14.2	11.1	1.3	4.7	3.3



# VIRGINIA TECH MEN'S BASKETBALL

## OPPONENTS GAME-BY-GAME

Opponent	Date	Score	W	Total		3-Pointers		Free throws		Rebounds										
				FG-FGA	PCT	3FG-3FGA	PCT	FT-FTA	PCT	OFF	DEF	TOT	AVG	PF	A	TO	BLK	STL	PTS	AVG
Maine	11/09/2021	82-47	W	20-61	.328	4-22	.182	3-3	1.000	13	24	37	37.0	11	9	19	3	3	47	47.0
at Navy	11/12/2021	77-57	W	20-51	.392	3-25	.120	14-19	.737	7	22	29	33.0	18	9	10	3	6	57	52.0
Radford	11/15/2021	65-39	W	14-50	.280	2-24	.083	9-15	.600	7	25	32	32.7	13	8	18	2	11	39	47.7
Saint Francis (PA)	11/18/2021	85-55	W	21-63	.333	6-23	.261	7-11	.636	10	20	30	32.0	20	10	9	3	3	55	49.5
Merrimack	11/21/2021	72-43	W	19-49	.388	5-20	.250	0-0	.000	5	17	22	30.0	11	8	15	3	4	43	48.2
vs Memphis	11/24/2021	61-69	L	24-61	.393	5-19	.263	16-20	.800	15	30	45	32.5	21	10	14	4	8	69	51.7
vs Xavier	11/26/2021	58-59	L	22-46	.478	10-22	.455	5-8	.625	2	28	30	32.1	15	13	14	2	5	59	52.7
at Maryland	12/01/2021	62-58	W	23-55	.418	1-13	.077	11-11	1.000	9	30	39	33.0	12	6	15	7	4	58	53.4
Wake Forest	12/04/2021	61-80	L	33-52	.635	7-16	.438	7-12	.583	7	21	28	32.4	11	17	10	2	5	80	56.3
Cornell	12/08/2021	93-60	W	20-52	.385	8-26	.308	12-16	.750	6	17	23	31.5	14	16	16	2	7	60	56.7
at Dayton	12/12/2021	57-62	L	21-50	.420	7-18	.389	13-21	.619	10	28	38	32.1	18	15	15	0	9	62	57.2
vs St. Bonaventure	12/17/2021	86-49	W	18-54	.333	6-23	.261	7-13	.538	12	15	27	31.7	17	8	20	5	7	49	56.5
at Duke	12/22/2021	65-76	L	29-54	.537	5-15	.333	13-16	.813	8	24	32	31.7	15	10	11	6	8	76	58.0
NC State	01/04/2022	63-68	L	26-59	.441	9-24	.375	7-9	.778	14	22	36	32.0	16	11	9	3	6	68	58.7
at Virginia	01/12/2022	52-54	L	20-50	.400	3-13	.231	11-16	.688	9	22	31	31.9	10	12	8	3	6	54	58.4
Notre Dame	01/15/2022	79-73	W	26-57	.456	8-20	.400	13-18	.722	7	18	25	31.5	13	12	3	0	4	73	59.3
at NC State	01/19/2022	62-59	W	23-56	.411	8-26	.308	5-9	.556	11	15	26	31.2	11	10	9	1	11	59	59.3
at Boston College	01/22/2022	63-68	L	25-52	.481	4-12	.333	14-19	.737	16	22	38	31.6	14	15	10	5	3	68	59.8
at North Carolina	01/24/2022	68-78	L	23-63	.365	10-25	.400	22-26	.846	16	27	43	32.2	15	13	7	4	6	78	60.7
Miami (FL)	01/26/2022	75-78	L	29-53	.547	11-18	.611	9-10	.900	5	17	22	31.7	13	14	10	4	10	78	61.6
at Florida St.	01/29/2022	85-72	W	26-52	.500	5-13	.385	15-17	.882	11	14	25	31.3	9	16	14	3	7	72	62.1
Georgia Tech	02/02/2022	81-66	W	24-60	.400	10-25	.400	8-8	1.000	7	19	26	31.1	23	8	12	2	7	66	62.3
<b>Total</b>		<b>1370</b>		<b>506-1200</b>	<b>.422</b>	<b>137-442</b>	<b>.310</b>	<b>221-297</b>	<b>.744</b>	<b>207</b>	<b>477</b>	<b>684</b>	<b>31.1</b>	<b>320</b>	<b>250</b>	<b>268</b>	<b>67</b>	<b>140</b>	<b>1370</b>	<b>62.3</b>
Virginia Tech		1552		575-1214	.474	198-482	.411	204-274	.745	185	513	698	31.7	326	312	245	72	104	1552	70.5

### Opponents Averages

Games Played	Points/game	FG Pct	3FG Pct	FT Pct	Rebounds/game	Assists/game	Turnovers/game	Assist/Turnover ratio	Steals/game	Blocks/game
22	62.3	42.2	31.0	74.4	31.1	11.4	12.2	0.9	6.4	3.0

TEAM CATEGORY LEADERS

Points

##	Player	G	Pts	Pts/G
22	Aluma, Keve	22	344	15.6
0	Cattoor, Hunter	22	236	10.7
25	Mutts, Justyn	22	229	10.4
4	Alleyne, Nahiem	22	220	10.0
5	Murphy, Storm	22	184	8.4
13	Maddox, Darius	22	113	5.1
1	N'Guessan, David	22	88	4.0
3	Pedulla, Sean	22	83	3.8
21	Ojiako, John	15	39	2.6
11	Haynes, Jalen	8	7	0.9
14	Varga, Ben	5	3	0.6
15	Kidd, Lynn	6	3	0.5
10	Johnson, Camden	6	3	0.5

Scoring Average

##	Player	G	Pts	Pts/G
22	Aluma, Keve	22	344	15.6
0	Cattoor, Hunter	22	236	10.7
25	Mutts, Justyn	22	229	10.4
4	Alleyne, Nahiem	22	220	10.0
5	Murphy, Storm	22	184	8.4
13	Maddox, Darius	22	113	5.1
1	N'Guessan, David	22	88	4.0
3	Pedulla, Sean	22	83	3.8
21	Ojiako, John	15	39	2.6
11	Haynes, Jalen	8	7	0.9
14	Varga, Ben	5	3	0.6
15	Kidd, Lynn	6	3	0.5
10	Johnson, Camden	6	3	0.5

Field Goal Percentage

##	Player	FG	Att	Pct
21	Ojiako, John	15	26	.577
25	Mutts, Justyn	96	170	.565
22	Aluma, Keve	134	258	.519
1	N'Guessan, David	35	69	.507
13	Maddox, Darius	39	77	.506
10	Johnson, Camden	1	2	.500
3	Pedulla, Sean	29	61	.475
5	Murphy, Storm	70	153	.458
0	Cattoor, Hunter	79	173	.457
11	Haynes, Jalen	3	7	.429
4	Alleyne, Nahiem	72	207	.348
14	Varga, Ben	1	5	.200
15	Kidd, Lynn	1	6	.167

Field Goal Attempts

##	Player	G	Att	Att/G
22	Aluma, Keve	22	258	11.7
4	Alleyne, Nahiem	22	207	9.4
0	Cattoor, Hunter	22	173	7.9
25	Mutts, Justyn	22	170	7.7
5	Murphy, Storm	22	153	7.0

Field Goals Made

##	Player	G	Made	Made/G
22	Aluma, Keve	22	134	6.1
25	Mutts, Justyn	22	96	4.4
0	Cattoor, Hunter	22	79	3.6
4	Alleyne, Nahiem	22	72	3.3
5	Murphy, Storm	22	70	3.2

TEAM CATEGORY LEADERS

3-Point FG Percentage

##	Player	3FG	Att	Pct
3	Pedulla, Sean	19	29	.655
10	Johnson, Camden	1	2	.500
13	Maddox, Darius	18	37	.486
0	Cattoor, Hunter	58	122	.475
5	Murphy, Storm	35	93	.376
25	Mutts, Justyn	12	32	.375
4	Alleyne, Nahiem	39	107	.364
1	N'Guessan, David	3	9	.333
22	Aluma, Keve	12	47	.255
14	Varga, Ben	1	4	.250

3-Point FG Attempts

##	Player	G	Att	Att/G
0	Cattoor, Hunter	22	122	5.5
4	Alleyne, Nahiem	22	107	4.9
5	Murphy, Storm	22	93	4.2
22	Aluma, Keve	22	47	2.1
13	Maddox, Darius	22	37	1.7

3-Point FG Made

##	Player	G	Made	Made/G
0	Cattoor, Hunter	22	58	2.6
4	Alleyne, Nahiem	22	39	1.8
5	Murphy, Storm	22	35	1.6
3	Pedulla, Sean	22	19	0.9
13	Maddox, Darius	22	18	0.8

Free Throw Percentage

##	Player	Made	Att	Pct
15	Kidd, Lynn	1	1	1.000
4	Alleyne, Nahiem	37	40	.925
21	Ojiako, John	9	11	.818
22	Aluma, Keve	64	82	.780
13	Maddox, Darius	17	22	.773
0	Cattoor, Hunter	20	26	.769
3	Pedulla, Sean	6	8	.750
5	Murphy, Storm	9	13	.692
25	Mutts, Justyn	25	38	.658
1	N'Guessan, David	15	30	.500
11	Haynes, Jalen	1	3	.333

Free Throw Attempts

##	Player	G	Att	Att/G
22	Aluma, Keve	22	82	3.7
4	Alleyne, Nahiem	22	40	1.8
25	Mutts, Justyn	22	38	1.7
1	N'Guessan, David	22	30	1.4
0	Cattoor, Hunter	22	26	1.2

Free Throws Made

##	Player	G	Made	Made/G
22	Aluma, Keve	22	64	2.9
4	Alleyne, Nahiem	22	37	1.7
25	Mutts, Justyn	22	25	1.1
0	Cattoor, Hunter	22	20	0.9
13	Maddox, Darius	22	17	0.8

Rebounds

##	Player	G	Reb	Reb/G
25	Mutts, Justyn	22	161	7.3
22	Aluma, Keve	22	139	6.3
0	Cattoor, Hunter	22	85	3.9
4	Alleyne, Nahiem	22	67	3.0
1	N'Guessan, David	22	62	2.8

Assists

##	Player	G	Ast	Ast/G
25	Mutts, Justyn	22	69	3.1
5	Murphy, Storm	22	61	2.8
22	Aluma, Keve	22	43	2.0
0	Cattoor, Hunter	22	42	1.9
4	Alleyne, Nahiem	22	40	1.8

Rebounds Average

##	Player	G	Reb	Reb/G
25	Mutts, Justyn	22	161	7.3
22	Aluma, Keve	22	139	6.3
0	Cattoor, Hunter	22	85	3.9
4	Alleyne, Nahiem	22	67	3.0
1	N'Guessan, David	22	62	2.8

Steals

##	Player	G	Stl	Stl/G
25	Mutts, Justyn	22	24	1.1
0	Cattoor, Hunter	22	22	1.0
22	Aluma, Keve	22	12	0.5
3	Pedulla, Sean	22	11	0.5
4	Alleyne, Nahiem	22	10	0.5



TEAM CATEGORY LEADERS

Offensive Rebounds

##	Player	G	OReb	OReb/G
25	Mutts, Justyn	22	50	2.3
22	Aluma, Keve	22	49	2.2
1	N'Guessan, David	22	17	0.8
21	Ojiako, John	15	16	1.1
13	Maddox, Darius	22	8	0.4

Blocked Shots

##	Player	G	Blk	Blk/G
22	Aluma, Keve	22	18	0.8
25	Mutts, Justyn	22	18	0.8
1	N'Guessan, David	22	16	0.7
21	Ojiako, John	15	7	0.5
13	Maddox, Darius	22	6	0.3

Defensive Rebounds

##	Player	G	DReb	DReb/G
25	Mutts, Justyn	22	111	5.0
22	Aluma, Keve	22	90	4.1
0	Cattoor, Hunter	22	79	3.6
4	Alleyne, Nahiem	22	66	3.0
1	N'Guessan, David	22	45	2.0

Minutes

##	Player	G	Min	Min/G
0	Cattoor, Hunter	22	743	33:47
4	Alleyne, Nahiem	22	700	31:49
22	Aluma, Keve	22	667	30:18
5	Murphy, Storm	22	631	28:42
25	Mutts, Justyn	22	628	28:33

Fouls

##	Player	G	PF	PF/G
25	Mutts, Justyn	22	63	2.9
22	Aluma, Keve	22	56	2.5
0	Cattoor, Hunter	22	44	2.0
5	Murphy, Storm	22	36	1.6
1	N'Guessan, David	22	34	1.5

Turnovers

##	Player	G	TO	TO/G
25	Mutts, Justyn	22	51	2.3
5	Murphy, Storm	22	39	1.8
22	Aluma, Keve	22	36	1.6
4	Alleyne, Nahiem	22	36	1.6
0	Cattoor, Hunter	22	21	1.0

Foul Outs

##	Player	G	FO
22	Aluma, Keve	22	1
3	Pedulla, Sean	22	1

TEAM GAME HIGHS

Virginia Tech - Game Highs

<b>POINTS</b>	93		Cornell (12/08/2021)
	86		vs St. Bonaventure (N) (12/17/2021)
	85		at Florida St. (01/29/2022)
	85		Saint Francis (PA) (11/18/2021)
	82		Maine (11/09/2021)
<b>FIELD GOALS MADE</b>	35		Maine (11/09/2021)
	34		Cornell (12/08/2021)
<b>FIELD GOAL ATTEMPTS</b>	66		Maine (11/09/2021)
	63		Cornell (12/08/2021)
<b>FIELD GOAL PERCENTAGE</b>	.615	(32-52)	at Florida St. (01/29/2022)
	.592	(29-49)	Notre Dame (01/15/2022)
<b>3 PT FG MADE</b>	18		at Florida St. (01/29/2022)
	13		Miami (FL) (01/26/2022)
	13		vs St. Bonaventure (N) (12/17/2021)
<b>3 PT FG ATTEMPTS</b>	28		vs St. Bonaventure (N) (12/17/2021)
	27		Wake Forest (12/04/2021)
<b>3 PT FG PERCENTAGE</b>	.720	(18-25)	at Florida St. (01/29/2022)
	.522	(12-23)	Cornell (12/08/2021)
<b>FREE THROWS MADE</b>	17		Georgia Tech (02/02/2022)
	17		vs St. Bonaventure (N) (12/17/2021)
<b>FREE THROW ATTEMPTS</b>	23		vs St. Bonaventure (N) (12/17/2021)
	22		Georgia Tech (02/02/2022)
	22		vs Memphis (N) (11/24/2021)
<b>FREE THROW PERCENTAGE</b>	1.000	(3-3)	at Virginia (01/12/2022)
	.909	(10-11)	at Boston College (01/22/2022)
<b>REBOUNDS</b>	42		Saint Francis (PA) (11/18/2021)
	41		Radford (11/15/2021)
<b>ASSISTS</b>	20		Miami (FL) (01/26/2022)
	18		Maine (11/09/2021)
<b>STEALS</b>	8		vs St. Bonaventure (N) (12/17/2021)
	8		vs Memphis (N) (11/24/2021)
<b>BLOCKED SHOTS</b>	6		Miami (FL) (01/26/2022)
	6		at Virginia (01/12/2022)
	6		Cornell (12/08/2021)
<b>TURNOVERS</b>	17		at NC State (01/19/2022)
	15		Radford (11/15/2021)
<b>FOULS</b>	21		at North Carolina (01/24/2022)
	20		vs Memphis (N) (11/24/2021)

OPPONENT GAME HIGHS

Opponent - Game Highs

<b>POINTS</b>	80		Wake Forest (12/04/2021)
	78		Miami (FL) (01/26/2022)
	78		at North Carolina (01/24/2022)
	76		at Duke (12/22/2021)
	73		Notre Dame (01/15/2022)
<b>FIELD GOALS MADE</b>	33		Wake Forest (12/04/2021)
	29		Miami (FL) (01/26/2022)
	29		at Duke (12/22/2021)
<b>FIELD GOAL ATTEMPTS</b>	63		at North Carolina (01/24/2022)
	63		Saint Francis (PA) (11/18/2021)
<b>FIELD GOAL PERCENTAGE</b>	.635	(33-52)	Wake Forest (12/04/2021)
	.547	(29-53)	Miami (FL) (01/26/2022)
<b>3 PT FG MADE</b>	11		Miami (FL) (01/26/2022)
	10		Georgia Tech (02/02/2022)
	10		at North Carolina (01/24/2022)
	10		vs Xavier (N) (11/26/2021)
<b>3 PT FG ATTEMPTS</b>	26		at NC State (01/19/2022)
	26		Cornell (12/08/2021)
<b>3 PT FG PERCENTAGE</b>	.611	(11-18)	Miami (FL) (01/26/2022)
	.455	(10-22)	vs Xavier (N) (11/26/2021)
<b>FREE THROWS MADE</b>	22		at North Carolina (01/24/2022)
	16		vs Memphis (N) (11/24/2021)
<b>FREE THROW ATTEMPTS</b>	26		at North Carolina (01/24/2022)
	21		at Dayton (12/12/2021)
<b>FREE THROW PERCENTAGE</b>	1.000	(11-11)	at Maryland (12/01/2021)
	1.000	(8-8)	Georgia Tech (02/02/2022)
	1.000	(3-3)	Maine (11/09/2021)
<b>REBOUNDS</b>	45		vs Memphis (N) (11/24/2021)
	43		at North Carolina (01/24/2022)
<b>ASSISTS</b>	17		Wake Forest (12/04/2021)
	16		at Florida St. (01/29/2022)
	16		Cornell (12/08/2021)
<b>STEALS</b>	11		at NC State (01/19/2022)
	11		Radford (11/15/2021)
<b>BLOCKED SHOTS</b>	7		at Maryland (12/01/2021)
	6		at Duke (12/22/2021)
<b>TURNOVERS</b>	20		vs St. Bonaventure (N) (12/17/2021)
	19		Maine (11/09/2021)
<b>FOULS</b>	23		Georgia Tech (02/02/2022)
	21		vs Memphis (N) (11/24/2021)



TEAM GAME LOWS

Virginia Tech - Game Lows

<b>POINTS</b>	52		at Virginia (01/12/2022)
	57		at Dayton (12/12/2021)
	58		vs Xavier (N) (11/26/2021)
	61		Wake Forest (12/04/2021)
	61		vs Memphis (N) (11/24/2021)
<b>FIELD GOALS MADE</b>	19		vs Memphis (N) (11/24/2021)
	21		at Virginia (01/12/2022)
	21		at Dayton (12/12/2021)
<b>FIELD GOAL ATTEMPTS</b>	49		Notre Dame (01/15/2022)
	49		Merrimack (11/21/2021)
<b>FIELD GOAL PERCENTAGE</b>	.339	(19-56)	vs Memphis (N) (11/24/2021)
	.382	(21-55)	at Dayton (12/12/2021)
<b>3 PT FG MADE</b>	5		at Duke (12/22/2021)
	6		at Dayton (12/12/2021)
<b>3 PT FG ATTEMPTS</b>	17		at Boston College (01/22/2022)
	18		at North Carolina (01/24/2022)
<b>3 PT FG PERCENTAGE</b>	.263	(5-19)	at Duke (12/22/2021)
	.273	(6-22)	at Dayton (12/12/2021)
<b>FREE THROWS MADE</b>	3		at Florida St. (01/29/2022)
	3		at NC State (01/19/2022)
	3		at Virginia (01/12/2022)
	3		Maine (11/09/2021)
<b>FREE THROW ATTEMPTS</b>	3		at Virginia (01/12/2022)
	4		at NC State (01/19/2022)
<b>FREE THROW PERCENTAGE</b>	.583	(7-12)	at Maryland (12/01/2021)
	.583	(7-12)	Merrimack (11/21/2021)
<b>REBOUNDS</b>	18		at Florida St. (01/29/2022)
	23		at Boston College (01/22/2022)
<b>ASSISTS</b>	10		vs Memphis (N) (11/24/2021)
	10		Radford (11/15/2021)
<b>STEALS</b>	1		Notre Dame (01/15/2022)
	2		Miami (FL) (01/26/2022)
	2		at North Carolina (01/24/2022)
<b>BLOCKED SHOTS</b>	0		vs Memphis (N) (11/24/2021)
	1		at Duke (12/22/2021)
	1		vs Xavier (N) (11/26/2021)
<b>TURNOVERS</b>	7		at Boston College (01/22/2022)
	8		at Maryland (12/01/2021)
	8		vs Xavier (N) (11/26/2021)
	8		Saint Francis (PA) (11/18/2021)
	8		Maine (11/09/2021)
<b>FOULS</b>	9		Miami (FL) (01/26/2022)
	9		Merrimack (11/21/2021)

OPPONENT GAME LOWS

Opponent - Game Lows

<b>POINTS</b>	39		Radford (11/15/2021)
	43		Merrimack (11/21/2021)
	47		Maine (11/09/2021)
	49		vs St. Bonaventure (N) (12/17/2021)
	54		at Virginia (01/12/2022)
<b>FIELD GOALS MADE</b>	14		Radford (11/15/2021)
	18		vs St. Bonaventure (N) (12/17/2021)
<b>FIELD GOAL ATTEMPTS</b>	46		vs Xavier (N) (11/26/2021)
	49		Merrimack (11/21/2021)
<b>FIELD GOAL PERCENTAGE</b>	.280	(14-50)	Radford (11/15/2021)
	.328	(20-61)	Maine (11/09/2021)
<b>3 PT FG MADE</b>	1		at Maryland (12/01/2021)
	2		Radford (11/15/2021)
<b>3 PT FG ATTEMPTS</b>	12		at Boston College (01/22/2022)
	13		at Florida St. (01/29/2022)
	13		at Virginia (01/12/2022)
	13		at Maryland (12/01/2021)
<b>3 PT FG PERCENTAGE</b>	.077	(1-13)	at Maryland (12/01/2021)
	.083	(2-24)	Radford (11/15/2021)
<b>FREE THROWS MADE</b>	0		Merrimack (11/21/2021)
	3		Maine (11/09/2021)
<b>FREE THROW ATTEMPTS</b>	0		Merrimack (11/21/2021)
	3		Maine (11/09/2021)
<b>FREE THROW PERCENTAGE</b>	.538	(7-13)	vs St. Bonaventure (N) (12/17/2021)
<b>REBOUNDS</b>	22		Miami (FL) (01/26/2022)
	22		Merrimack (11/21/2021)
<b>ASSISTS</b>	6		at Maryland (12/01/2021)
	8		Georgia Tech (02/02/2022)
	8		vs St. Bonaventure (N) (12/17/2021)
	8		Merrimack (11/21/2021)
	8		Radford (11/15/2021)
<b>STEALS</b>	3		at Boston College (01/22/2022)
	3		Saint Francis (PA) (11/18/2021)
	3		Maine (11/09/2021)
<b>BLOCKED SHOTS</b>	0		Notre Dame (01/15/2022)
	0		at Dayton (12/12/2021)
<b>TURNOVERS</b>	3		Notre Dame (01/15/2022)
	7		at North Carolina (01/24/2022)
<b>FOULS</b>	9		at Florida St. (01/29/2022)
	10		at Virginia (01/12/2022)



**0 HUNTER CATTOOR**

JR. • G • 6-3 • 200  
ORLANDO, FLA.  
BISHOP MOORE



**1 DAVID N'GUESSAN**

SO. • F • 6-9 • 205  
DE LIER, THE NETHERLANDS  
MT. ZION PREP



**3 SEAN PEDULLA**

FR. • G • 6-1 • 190  
EDMOND, OKLA.  
EDMOND MEMORIAL



**4 NAHIEM ALLEYNE**

JR. • G • 6-4 • 195  
BUFORD, GA.  
MOUNTAIN VIEW



**5 STORM MURPHY**

GR. • G • 6-0 • 185  
MIDDLETON, WIS.  
WOFFORD



**10 CAMDEN JOHNSON**

FR. • G • 6-1 • 175  
WAXHAW, N.C.  
METROLINA CHRISTIAN ACADEMY



**11 JALEN HAYNES**

FR. • F • 6-8 • 250  
FT. LAUDERDALE, FLA.  
MONTVERDE ACADEMY



**13 DARIUS MADDOX**

SO. • G • 6-5 • 185  
BOWIE, MD.  
OAK HILL ACADEMY



**14 BEN VARGA**

FR. • G • 5-10 • 170  
LOUISVILLE, KY.  
ST. XAVIER



**15 LYNN KIDD**

SO. • C • 6-10 • 240  
GAINESVILLE, FLA.  
IMG ACADEMY



**21 JOHN OJIAKO**

JR. • C • 6-10 • 245  
LAGOS, NIGERIA  
ADMIRAL FARRAGUT (FLA.)



**22 KEVE ALUMA**

R-SR. • F • 6-9 • 235  
BERLIN, MD.  
WOFFORD



**25 JUSTIN MUTTS**

GR. • F • 6-7 • 230  
MILLVILLE, N.J.  
DELAWARE



**MIKE YOUNG**

HEAD COACH  
3RD SEASON



**MIKE JONES**

ASSOCIATE HEAD COACH  
1ST SEASON



**CHRISTIAN WEBSTER**

ASSISTANT COACH  
6TH SEASON



**KEVIN GILTNER**

ASSISTANT COACH  
3RD SEASON