

CAROLINA

GAME 27: at Virginia Tech
Saturday, February 19
Cassell Coliseum
Blacksburg, Va.
4 p.m., ESPN2

2021-22 SCHEDULE

18-8, 10-5 ACC

(13-2 Home, 5-3 Away, 0-3 Neutral)

NOVEMBER (AP rankings)

9	Loyola Maryland (19/-)	W, 83-67	ACCN
12	Brown (19/-)	W, 94-87	ACCN
16	at College of Charleston (18/-)	W, 94-83	CBSSN
20	vs. Purdue\$ (18/6)	L, 84-93	ESPN News
21	vs. Tennessee\$ (18/17)	L, 72-89	ESPN
23	UNC Asheville (-/-)	W, 72-53	RSN

DECEMBER

1	Michigan# (-/24)	W, 72-51	ESPN
5	at Georgia Tech (-/-)	W, 79-62	ESPN
11	Elon (-/-)	W, 80-63	ACCN
14	Furman (-/-)	W, 74-61	ESPN2
18	vs. Kentucky! (-/21)	L, 69-98	CBS
21	Appalachian State (-/-)	W, 70-50	ACCN

JANUARY

2	at Boston College (-/-)	W, 91-65	ESPN2
5	at Notre Dame (-/-)	L, 73-78	ESPN2
8	Virginia (-/-)	W, 74-58	ESPN
15	Georgia Tech (-/-)	W, 88-65	ACCN
18	at Miami (-/-)	L, 57-85	ACCN
22	at Wake Forest (-/-)	L, 76-98	ACCN
24	Virginia Tech (-/-)	W, 78-68	ACCN
26	Boston College (-/-)	W, 58-47	RSN
29	NC State (-/-)	W, 100-80	ACCN

FEBRUARY

1	at Louisville (-/-)	W, 90-83 (ot)	ACCN
5	Duke (-/9)	L, 67-87	ESPN
8	at Clemson (-/-)	W, 79-77	ACCN
12	Florida State (-/-)	W, 94-74	ESPN
16	Pittsburgh (-/-)	L, 67-76	ACCN
19	at Virginia Tech (-/-)	4 p.m. ESPN2	
21	Louisville	7 p.m.	ESPN
26	at NC State	2 p.m.	
28	Syracuse	7 p.m.	ESPN

MARCH

5	at Duke	6 p.m.	ESPN
8-12	ACC Tournament*		

SITE/SPECIAL EVENT KEY

\$ Basketball Hall of Fame Tipoff Tournament, Uncasville, Conn.

ACC-Big Ten Challenge

! CBS Sports Classic, Las Vegas

* ACC Tournament, Brooklyn

All times Eastern

UNC at VIRGINIA TECH BROADCAST INFORMATION

TV: ESPN2 (Wes Durham, Cory Alexander)

RADIO: Tar Heel Sports Properties (Jones Angell, Eric Montross, Adam Lucas, Dave Nathan). See page 3 for a station list.

TAR HEEL NETWORK ON SATELLITE RADIO: XM 383, Sirius/XM App 973

7 NATIONAL CHAMPIONSHIPS: NCAA 1957, 1982, 1993, 2005, 2009, 2017; Helms 1924
20 FINAL FOURS



51 NCAA TOURNAMENT APPEARANCES
32 ACC REGULAR-SEASON CHAMPIONSHIPS
18 ACC TOURNAMENT CHAMPIONSHIPS



38 TIMES IN THE FINAL ASSOCIATED PRESS TOP-10 RANKINGS

GAME 27

• Carolina travels to Blacksburg, Va., Saturday to play Virginia Tech. Tip is 4 p.m. and the game is scheduled to air on ESPN2.

• The game features the top two teams in the ACC in three-point percentage, both in all games and ACC games only. In all games, the Hokies lead at 40.9% with Carolina second at 38.1%. Nationally, Tech is second and UNC is 19th in three-point accuracy.

• The Tar Heels are coming off a 76-67 home loss to Pittsburgh. Carolina is 18-8 overall, 10-5 in the ACC.

• UNC is fourth in the ACC, two games behind Duke and Notre Dame.

• The Hokies have won six in a row and are 16-10, 8-7 in league play.

• Carolina beat Virginia Tech, 78-68, in Chapel Hill on the 24th of January.

• The Tar Heels are 5-3 in true road games this season, including 4-3 in ACC road games. Carolina has wins at Georgia Tech, Boston College, Louisville and Clemson.

10 ACC WINS ... AGAIN

• Carolina's 94-74 win over Florida State was the Tar Heels' 10th ACC win of the season.

• This is the 45th time in 68 seasons of ACC Basketball the Tar Heels have won at least 10 regular-season conference games.

• That is five more than Duke, which is second with 40. NC State (16), Virginia (15) and Wake Forest (13) are next and those three schools combined have one fewer 10-win seasons than UNC.

SEASONS WITH 10 OR MORE ACC WINS

45	North Carolina
40	Duke
16	NC State
15	Virginia
13	Wake Forest
10	Florida State
7	Clemson
6	Virginia Tech
6	Miami
5	Notre Dame
4	Louisville
4	Syracuse
4	Georgia Tech
2	Boston College
1	Pittsburgh

DAVIS ACADEMIC ALL-DISTRICT

• The College Sports Information Directors of America selected RJ Davis to the 2021-22 Academic All-District Men's Basketball Team. CoSIDA's Academic All-America program recognizes the nation's top student-athletes for their combined performances on the court and

STATISTICAL COMPARISON

	UNC	VIRGINIA TECH
Record	18-8, 10-5	16-10, 8-7
Points/Game	78.3	70.6
Scoring Defense	73.0	61.5
Scoring Margin	+5.3	+9.0
FG%	.456	.474
3FG%	.381	.409
3FGs/Game	8.5	9.2
FT%	.753	.743
FG% Defense	.435	.422
3FG% Defense	.357	.322
Oppt 3FGs/Game	8.2	6.4
Rebounds/Game	39.7	31.8
Offensive Rebs/Game	10.8	8.3
Rebound Margin	+7.3	+1.2
Assists/Game	14.8	14.6
Turnovers/Game	11.9	10.8
Assists/Turnovers	1.2	1.4
Turnovers Forced/Game	10.2	12.1

KenPom.com		
Overall Ranking	48	28
Offensive Efficiency	113.6 (22)	114.5 (19)
Defensive Efficiency	99.8 (118)	98.0 (80)
Effective FG Pct.	52.5 (70)	55.8 (14)
Turnover Pct.	16.7 (60)	17.0 (75)
Offensive Rebound Pct.	30.5 (113)	27.6 (200)
FTA/FGA	30.2 (168)	23.8 (334)
Strength of Schedule	54	75

CAROLINA STATS IN WINS vs. LOSSES

	18 Wins	8 Losses
Points Per Game	81.7	70.6
Oppt. Points Per Game	66.3	88.0
FG%	.479	.405
Oppt. FG%	.396	.526
3FG%	.419	.306
3FGs Per Game	9.0	7.4
Oppt. 3FG%	.314	.458
Oppt. 3FGs Per Game	7.3	10.3
FT%	.751	.756
Oppt. FT%	.733	.732
Rebound Margin	+10.8	-0.6
Assists/Turnovers	295/211 (1.4)	89/99 (0.9)
Opponent A/T0	201/187 (1.1)	143/77 (1.9)

Carolina's Top 5 Scorers		18 Wins
Armando Bacot		17.5
Caleb Love		16.6
RJ Davis		13.8
Brady Manek		13.8
Dawson Garcia		8.9

Carolina's Top 5 Scorers		8 Losses
Brady Manek		13.5
Armando Bacot		13.4
RJ Davis		12.8
Caleb Love		11.8
Dawson Garcia		9.2

UNC'S RECORD WHEN ... UNDER HUBERT DAVIS

	2021-22
Home	13-2
Away	5-3
Neutral	0-3
Overtime	1-0
Leads at Half	14-0
Trails at Half	2-8
Tied at Half	2-0
UNC shoots 50% or better FG	9-0
UNC shoots 40-49.9% FG	6-6
UNC shoots under 40% FG	3-2
Opponents shoot 50% or better FG	1-6
Opponents shoot 40-49.9% FG	9-2
Opponents shoot under 40% FG	8-0
UNC has more rebounds	18-5
Opponents have more rebounds	0-3
Teams have same rebounds	
UNC has more offensive rebounds	12-5
Opps have more offensive rebounds	5-3
Teams have same offensive rebounds	1-0
UNC has more turnovers	11-6
Opponents have more turnovers	5-2
Teams have same number of turnovers	2-0
UNC scores 80 or more points	9-1
UNC scores less than 80 points	9-7
UNC scores 90 or more points	6-0
UNC scores 100 or more points	1-0
Opponents score 80 or more points	4-6
Opponents score less than 80 points	14-2
Opponents score 90 or more points	0-3
Opponents score 100 or more points	
OVERALL RECORD	18-8

CURRENT STREAKS

Overall	Lost 1
Home	Lost 1
Road	Won 2
Neutral Site	Lost 5
vs. ACC Opponents (all games)	Lost 1
vs. Home Non-ACC	Won 7
vs. Home ACC	Lost 1
vs. Road Non-ACC	Won 1
vs. Road ACC	Won 2
AP-ranked opponents	Lost 2
Overtime	Won 1
UNC Scores 100 Points	Won 13
UNC Scores 90 Points	Won 12
UNC Scores 80 Points	Won 6
UNC Scores Less than 80 Points	Lost 1
UNC Scores Less than 70 Points	Lost 2
UNC Scores Less than 60 Points	Won 1
Opponents Score 80 Points	Lost 1
UNC Leads at the Half	Won 22
Tied at the Half	Won 2
UNC Trails at the Half	Lost 8
UNC Shoots 50% Field Goals	Won 17
UNC Shoots Under 40% Field Goals	Won 2
Opponents Shoot 50% Field Goals	Lost 6
Opponents Shoot Under 40% Field Goals	Won 12
UNC Makes 7 or More 3FGs	Lost 1
Opponents Make 10 or More 3FGs	Lost 1
UNC Makes 20 Free Throws	Won 2
Opponents Make More Free Throws	Lost 1
UNC Has More Rebounds	Lost 1
Opponents Have More Rebounds	Lost 5
UNC Has More Turnovers	Won 3
Opponents Have More Turnovers	Lost 2

in the classroom.

- First-team Academic All-District honorees advance to the CoSIDA Academic All-America ballot. First-, second- and third-team Academic All-America honorees will be announced in mid-March.

- Davis is one of five players selected to the District 3 team with Bethel's Luke Smith, Chattanooga's Malachi Smith, Tennessee's Santiago Vescovi and Vanderbilt's Jordan Wright. Davis has a 3.31 grade point average working toward a major in exercise and sports science.

- The White Plains, N.Y., native is one of three Atlantic Coast Conference men's basketball players to receive aca-demic all-district recognition with Syracuse's Jimmy Boeheim (District 1) and Florida State's Harrison Prieto (Dis-trict 4).

UNC-VIRGINIA TECH ALL-TIME

- Carolina is 71-15 all-time against the Hokies, including 18-5 since Tech began play in the ACC in the 2004-05 season.

- The Tar Heels have won three in a row and 11 of their last 13 games against the Hokies.

- Carolina is 21-6 against the Hokies on the road, including 8-4 in Cassell Coliseum.

- Virginia Tech defeated the Tar Heels, 79-77, in double overtime on 1/22/2020, UNC's most recent game in Blacksburg. The loss was Carolina's sixth in row playing without freshman point guard Cole Anthony. The Tar Heels were also without senior guard Brandon Robinson.

- Carolina played seven players, including four who played at least 45 minutes (48:21 by Garrison Brooks, 48:00 by Andrew Platek, 47:21 by Leaky Black and 45:53 by Justin Pierce).

- Brooks led UNC 28 points and 13 rebounds.

- Black set career highs with three three-point field goals and 12 points. It was the first time he scored in double figures as a Tar Heel.

LAST TIME THEY MET

@UNC 78, VIRGINIA TECH 68, Jan. 24, 2022

- It was the first game this season five Tar Heels scored in double figures.

- Caleb Love scored a game-high 22 points and had a game-high five assists (against two turnovers, which he committed on back-to-back possessions).

- Armando Bacot had 14 points and 20 rebounds.

- Leaky Black made two three-pointers for the first time this season and scored 10 points, at the time a season high.

- Carolina shot 39.4% from the floor in the first half and 33.3% in the second, the first time it won when shooting under 40% in both halves since winning at Miami on 1/5/2021.

- Carolina made 10 of 25 three-pointers.

- The box score from this game is on page 48.

ROAD WARRIORS

- Carolina is averaging 79.9 points on the road and allowing 78.9.

- The Tar Heels have won three road games by double figures, two by seven or fewer points and lost three times by an average of 18.3 points.

- The Tar Heels are shooting 45.8% on the road and 45.6% in all games.

- Carolina has a rebound margin of plus 9.1 on the road.

- Armando Bacot leads UNC in scoring (18.5), rebounding (13.6) and field goal percentage on the road.

- Bacot has converted 63.7% of his field goal at-

TABLE OF CONTENTS

UNC/Opponent Statistical Comparisons	1
Current Game TV/Radio Listing	1
UNC Record When ... (Team & Individual)	2
Streaks	2
NCAA, ACC Stat Rankings	3
Tar Heel Sports Network Radio Station List	3
SID Contact Info, Press Conference Schedule	4
Series vs. Virginia Tech	6
Carolina Basketball Facts & Figures	7
Carolina History By the Numbers	8-9
UNC in the Associated Press Poll	10
2021-22 Rosters, Pronunciation Guide	11
2021-22 Schedule	12
Postgame Notes	13-18
Hubert Davis Bio	19
One-Page Player Quick Notes	20
No. 0 Anthony Harris	21
No. 1 Leaky Black	22
No. 2 Caleb Love	23
No. 3 Dontrez Styles	24
No. 4 RJ Davis	25
No. 5 Armando Bacot	26-27
No. 11 D'Marco Dunn	28
No. 13 Dawson Garcia	29
No. 14 Puff Johnson	30
No. 22 Justin McKoy	31
No. 24 Kerwin Walton	32
No. 45 Brady Manek	33
Career Highs	34
Team Game-by-Game Stats	35
Highs and Lows	36
Miscellaneous Stats	37
Plus/Minus	38
Specialty Stats, Starters	39
Last Time it Happened, UNC	40-41
Last Time it Happened, UNC Freshmen	42
Last Time it Happened, Opponents	42-43
Box Scores	44-50
Fall '21 Signees	51
UNC Single-Game Records	52
Smith Center Records	53
Photo/TV Roster	54
2021-22 UNC Stats	55-58

UNC'S RECORD THIS SEASON WHEN...

Five players score in double figures	3-0
Four players score in double figures	10-2
Three players score in double figures	3-4
Two players score in double figures	2-1
One player scores in double figures	0-1
Armando Bacot scores in double figures	15-6
Leaky Black scores in double figures	3-1
RJ Davis scores in double figures	13-6
Dawson Garcia scores in double figures	4-1
Caleb Love scores in double figures	17-4
Brady Manek scores in double figures	14-4
Kerwin Walton scores in double figures	2-1
Armando Bacot has a double-double	14-5
Dawson Garcia has a double-double	1-0
Brady Manek has a double-double	1-1
Two Tar Heels have double-doubles	2-0
Two players score 20 points	5-0
Armando Bacot scores 20 or more points	6-2
RJ Davis scores 20 or more points	3-0
Dawson Garcia scores 20 or more points	2-1
Caleb Love scores 20 or more points	7-0
Brady Manek scores 20 or more points	2-3
Caleb Love has more assists than turnovers	14-3
Caleb Love has five or more assists	10-0
RJ Davis has more assists than turnovers	14-5
Leaky Black has three or more assists	11-0
Caleb Love makes multiple 3FGs	15-3
RJ Davis makes multiple 3FGs	9-4
Brady Manek makes multiple 3FGs	9-4
Davis, Love & Manek make multiple 3FGs	4-1
Kerwin Walton makes multiple 3FGs	4-2

ACC & NCAA TEAM STAT RANKINGS

Category	Value	NCAA rank	ACC rank
Scoring	78.3	31	3
Scoring Defense	73.0	272	13
Scoring Margin	+5.3	120	4
FG%	.456	93	6
3FG%	.381	19	2
3FGs/Game	8.5	78	5
FT%	.753	49	1
FG% Defense	.435	206	11
3FG% Defense	.357	291	12
Rebounds/Game	39.7	23	1
Offensive Reb/Game	10.8	118	4
Rebound Margin	+7.3	16	1
Assists/Game	14.8	71	4
Turnovers/Game	11.9	93	10
Turnovers Forced/Game	10.2	338	15
Assist/Turnovers	1.2	65	8

tempts on the road this season and 54.8% at the Smith Center.

- Three Tar Heels are making at least 40% of their threes on the road – Caleb Love (.465), Leaky Black (.444) and Kerwin Walton (.412).
- Carolina has scored a combined four more points off turnovers in its five road wins and has been outscored by 43 points off turnovers in its three road losses.

MISCELLANEOUS

- The Tar Heels are 13-1 this season when scoring more points off turnovers and 5-7 when the opponents score more points off turnovers. The one loss was Wednesday night against Pittsburgh when the Tar Heels scored 24 points off Pitt turnovers, while the Panthers scored 22. However, Pitt scored 20 of their 22 points off turnovers in the first half as the Panthers built a 17-point lead.
- Turnovers and the opponents cashing in on those errors are a major storyline this season. Carolina has turned the ball over 12.4 times per game in its eight losses which have led to 166 points, an average of 20.8 points per game.
- Miami turned UNC's miscues into 30 points in a 28-point Hurricane victory in Coral Gables. In seven of the eight losses the opponents have scored at least 19 points off turnovers (Duke scored the fewest with 24 points).
- Carolina has won five times this season when it allowed fewer than 60 points (53 by UNC Asheville, 51 by Michigan, 50 by App State, 58 by Virginia and 47 by Boston College).
- Carolina is 9-0 this season when shooting 50% (under Roy Williams UNC was 220-9 when shooting 50% from the floor).
- The Tar Heels are 22nd nationally in KenPom's offensive efficiency, scoring 113.6 points per 100 possessions. That is fifth in the ACC behind Duke (12th), Syracuse (17th), Virginia Tech (19th) and Miami (21st).
- Carolina is allowing 88.0 points in its eight losses and just 66.3 in its 18 victories.
- The Tar Heels are minus 10 in assist-turnovers (89 assists/99 turnovers) in the eight losses, while the opponents are plus 66 (143 assists/77 turnovers).

BRADY A BIG WITH RANGE

- Brady Manek, a 6-9 power forward, came to UNC with a track record for making threes. He made 235 in four seasons at Oklahoma, becoming the tallest player in Big 12 history to make 200 threes.

• Manek is averaging 2.23 threes per game this season, the second-most by a Tar Heel who measured 6-9 or taller behind only Cameron Johnson, who averaged 2.67 threes in earning first-team All-ACC honors in 2018-19.

- Johnson and Reggie Bullock are the only Tar Heels to play significant time at power forward (the 4) and average more threes per game than Manek, who plays almost exclusively at the 4. Bullock averaged 2.34 threes in 2012-13, when UNC played four perimeter players around James Michael McAdoo at the 5. Johnson also split time at the 3 and 4 in 2018-19.
- Manek is one of three Tar Heels 6-9 or taller to make 50 threes in a season. Cameron Johnson made 96 in 36 games in 2018-19, Ademola Okulaja made 59 in 34 games in 1998-99 and Manek has made 57 in 26 games.
- Manek has made 293 three-pointers in 148 college games. Only one Tar Heel (Marcus Paige with 299) ever made more three-pointers.
- Manek, nicknamed "Birdie," is one of two players in the ACC (with Notre Dame's Dane Goodwin) in the top 10 in the league in field goal percentage and three-point percentage.

LOVE'S THREE-POINT IMPROVEMENT

- Sophomore guard Caleb Love made a career-high six three-pointers in Carolina's win over Florida State, including five in the first half as UNC built a 38-point lead.
- Love made five of his six three-pointers in the first half, one more than he made in his previous 53 collegiate games. He was the first Tar Heel to make five threes in a half since Cole Anthony hit five in the second half at Syracuse in 2020.
- Love had made four threes in five previous games – at Duke last season and four times this season.
- The St. Louis native is fourth in the ACC in three-point percentage in league games (.424) and all games (.413). By comparison, he shot 26.6% from three a year ago.
- Love is shooting 47.5% from three in Carolina's wins and 26.2% in its losses this season.

ACC LEADERS

- The Tar Heels are third in the ACC in scoring offense (78.3 points per game) and 13th in scoring defense (73.0 ppg).
- Three Tar Heels rank among the top 20 in the ACC in scoring. Armando Bacot is seventh, Caleb Love is 12th and Brady Manek is 20th. No other team has more than two players in the top 20.
- Carolina leads the ACC in total rebounds per game (39.7) and rebound margin at 7.3 per game. Duke is second in rebound margin at 4.5 per game.
- The Tar Heels lead the ACC in free throw shooting (.753), are second in three-point accuracy (.381) and fifth in field goal percentage (.456).
- Armando Bacot leads the ACC in rebounding (12.1), offensive rebounding (3.7) and double-doubles (19) and is second in field goal percentage (.575) and seventh in scoring (16.2) and blocks (39).
- Caleb Love is fourth in the ACC in three-point percentage (.413), fifth in free throw percentage (.832), seventh in three-pointers made per game (2.3) eighth in assists (3.6) and 12th in scoring.
- RJ Davis is seventh in the ACC in assist/turnover ratio (1.9), ninth in free throw percentage (.795) and 13th in assists (3.4).
- Brady Manek is one of two players in the ACC

TAR HEEL SPORTS NETWORK GAME BROADCAST STATION LIST

Albemarle	WPSC 1010AM/107.3FM
Asheville	WPEK 880AM/92.9FM
Boone	WZJS 100.7/99.1FM
Bryson City	WBHN 1590AM/94.1FM
Burlington	WBAG 1150AM
Chapel Hill	WCHL 1360AM / 97.9FM
Charlotte	WBT 1110AM/99.3FM
Fayetteville	WFAY 1230AM/100.1FM
Goldensboro	WFMC 730AM/105.7FM
Greensboro	WPTI 94.5FM
Greenville	WRHD 97.9FM
Henderson	WIZS 1450AM/100.1FM
Hendersonville	WHKP 1450AM/107.7FM
Kinston	WWMC 1010AM/92.9FM
Laurinburg	WEWO 1460AM
Lincolnton	WLON 1050AM
Lumberton	WAGR 1340AM
Manteo	WOBX 98.1FM
Martinsville	WHEE 1370AM
Morganton	WMNC 92.1FM
MT Airy	WSYD 1300AM/106.1FM
New Bern	WNBW 94.1FM
Raleigh	WPTF 680AM/98.5FM
Rockingham	WAYN 900AM
Rolesville	WPTF 98.7FM
Roxboro	WKRX 96.7 / WRXO 1430AM
Rutherfordton	WCAB 590AM / 100.9FM
Salisbury	WFST 1280 AM
Sanford	WFJA 105.5 FM
Shelby	WOHS 1390AM
Smithfield	WPTF 107.5FM
Waynesville	WMXF 1400AM
West Jefferson	WKSK 580AM/93.5FM
Williamston	WIAM 900AM
Wilmington	WMFD 630AM/101.7FM

(with Notre Dame's Dane Goodwin) in the top 10 in the league in field goal percentage and three-point percentage. Manek is seventh in the ACC in three-point percentage and 10th in field goal percentage (.479) in all games. In ACC games, Manek is third in the league in threes per game (2.7) and fifth in three-point percentage (.406)

BACOT UNC'S 79TH 1,000-POINT SCORER

- Junior forward/center Armando Bacot (Richmond, Va.) is the 79th player to score 1,000 points as a Tar Heel. UNC has more 1,000-point scorers than any other school in NCAA history (Louisville is second with 69).
- Bacot became the first Tar Heel to score 1,000 points in three seasons since Joel Berry II and Justin Jackson, who both hit the 1,000-point mark as juniors in 2017.
- Bacot passed Jerry Stackhouse for 70th place at UNC with 1,087 points. Dante Calabria is 69th with 1,098.

LEAKY'S RESURGENCE

- Carolina's most consistent player the last several weeks has been senior small forward Leaky Black.
- Over the last eight games, Black has scored 67 points, grabbed 37 rebounds, made 23 of 37 shots from the floor and 10 of 19 threes and has 26 assists against just seven turnovers.

BLACK SIXTH TAR HEEL ON VERSATILE LIST

- Black became the sixth Tar Heel to amass 500 career points, 400 rebounds, 200 assists, 100 steals and 50 blocks.
- The only other Tar Heels to hit each mark are James Worthy, George Lynch, Jackie Manuel, David Noel and Danny Green.

2021-22 ACC STANDINGS

	ACC	Pct.	Overall
Duke	12-3	.800	22-4
Notre Dame	12-3	.800	19-7
Miami	11-4	.733	19-7
North Carolina	10-5	.667	18-8
Wake Forest	10-6	.625	20-7
Virginia	10-6	.625	16-10
Virginia Tech	8-7	.533	16-10
Syracuse	7-7	.500	13-12
Florida State	7-8	.467	14-11
Pittsburgh	6-10	.375	11-16
Louisville	5-10	.333	11-14
Boston College	4-10	.286	9-15
Clemson	4-11	.267	12-14
NC State	4-12	.250	11-16
Georgia Tech	3-11	.214	10-15

through Wednesday, February 16

BACOT AMONG THE NATION'S BEST

- Armando Bacot has grabbed 10 or more rebounds 20 times this season. Brice Johnson (23 in 2015-26), Billy Cunningham (22 in 1963-64 and 21 in 1962-63), John Henson (21 in 2010-11 and 2011-12) and Antawn Jamison (21 in 1997-98) are the only Tar Heels with at least 21 10-rebound games in a season.
- He is third in the country in rebounding (12.1), fourth in double-doubles (19) and sixth in offensive rebounding (3.7).
- Bacot pulled down his 800th career rebound vs. Pittsburgh. He enters the Virginia Tech game with 804.
- Bacot leads Carolina in scoring, rebounding, field goal percentage and blocks. He also led UNC in those categories last season. No Tar Heel has ever led in those four categories in consecutive seasons.
- Bacot leads the ACC in rebounding by 3.3 rebounds per game.
- Bacot had a streak of 13 straight games with double-digit rebounds. That was the third-longest streak of games with 10 or more rebounds in UNC history.

CONSECUTIVE GAMES/10 OR MORE REBOUNDS

41	Billy Cunningham, 1962-64
15	John Henson, 2010-11
13	Armando Bacot, 2021-22
11	Doug Moe, 1959-61
11	Doug Moe, 1960-61

- Bacot's 12.1 rebounds per game are currently the fifth-highest average by a Tar Heel and the highest since Billy Cunningham averaged 14.3 in 1964-65.
- Only one player in the ACC has averaged that many rebounds in the last 24 seasons. Notre Dame's John Mooney led the league with 12.7 per game in 2019-20.

HIGHEST REBOUNDING AVERAGE/SEASON

16.1	Billy Cunningham, 1962-63
15.8	Billy Cunningham, 1963-64
14.3	Billy Cunningham, 1964-65
14.0	Doug Moe, 1960-61
12.1	Armando Bacot, 2021-22

- Bacot has 20 or more rebounds three times this season – 22 against Virginia on January 8, 20 against Virginia Tech on January 24 and 22 at Louisville on February 1. The Virginia and Virginia Tech games were just the fourth and fifth times in Smith Center history a player had 20 or more rebounds (Sean May did it three times).
- Bacot is the third Tar Heel to have three 20-rebound games in a season. Cunningham had five in 1963-64, four in 1962-63 and three in 1964-65, Rosenbluth had three in 1954-55 and Bacot has three this season (three in 25 days).
- Bacot has the fifth-highest career offensive rebounding average by a Tar Heel since offensive rebounds were recorded beginning in 1986-87.

MOST OFFENSIVE REBOUNDS PER GAME/CAREER

(since 1986-87)	
3.61	Antawn Jamison, 1995-98
3.47	Sean May, 2002-05
3.39	Tyler Hansbrough, 2005-09
3.34	Day'Ron Sharpe, 2020-21
3.16	Armando Bacot (275 in 87 games)
3.06	George Lynch, 1989-93

DOUBLING UP

- Armando Bacot is fourth nationally with 19 double-doubles. Fardaws Aimaq of Utah Valley has 22, Johni Broome of Morehead State and Oscar Tshiebwe of Kentucky have 20.
- Bacot has 19 double-doubles this season; he had 18 over his first two college seasons.
- Bacot is tied for the seventh-most double-doubles in a season by a Tar Heel. He has the most by a Tar Heel since Brice Johnson set the record with 23 in 2015-16 in leading UNC to the NCAA title game.

MOST DOUBLE-DOUBLES, SEASON

23	Brice Johnson, 2015-16
22	Billy Cunningham, 1963-64
21	Antawn Jamison, 1997-98
20	Mitch Kupchak, 1974-75
20	Billy Cunningham, 1962-63
20	Doug Moe, 1960-61
19	Armando Bacot, 2021-22
19	Tyler Hansbrough, 2007-08
19	Larry Miller, 1966-67

- Bacot had 10-straight double-doubles from Furman on December 14 through Virginia Tech on January 22. That was the longest streak by a Tar Heel since Billy Cunningham in 1964-65. Bacot's 10-game streak equaled the fourth-longest by a Tar Heel.
- Bacot has double-doubles in 73.1% of Carolina's games this season, which is the fifth highest percentage in UNC history.

Career	Double-Doubles	Games	Pct.
Billy Cunningham, 1962-63	20	21	.952
Billy Cunningham, 1963-64	22	24	.917
Doug Moe, 1960-61	20	23	.870
Billy Cunningham, 1964-65	18	24	.750
Armando Bacot, 2021-22	19	26	.731

- Bacot has 37 career double-doubles, which ties John Henson for ninth most by a Tar Heel. Lennie Rosenbluth officially is eighth with 39 (his rebound totals in five games are unknown).
- Bacot has 37 double-doubles in 87 games. His double-double rate (42.5%) is the 10th highest by a Tar Heel and the fourth highest in the last 50 years.

CAROLINA BASKETBALL SPORTS INFORMATION/ MEDIA RELATIONS

Senior Associate AD (contact for Hubert Davis)

Steve Kirschner
Direct Office Phone
(919) 962-7258

Cell Phone
(919) 475-2695

Email
stevekirschner@unc.edu

Associate Director (contact for player interviews)

Matt Bowers
Cell Phone
(919) 619-7021

Email
mattbowers@unc.edu

Office Phone
(919) 962-2123

Office Location
UNC Media & Communications Center
2nd Floor, 380 Skipper Bowles Drive

Web Site
GoHeels.com

Carolina Basketball Twitter
@UNC_Basketball

Stats and Notes Twitter
@UNCMBBStats

Instagram
UNC_Basketball

YouTube
UNCTarHeelsAthletics

PRESS CONFERENCE SCHEDULE

Feb 18	day before at Virginia Tech game	2 p.m.
Feb 25	day before at NC State game	2 p.m.
March 3	two days before at Duke game	2 p.m.

Coach Davis will not participate in the ACC Media Zoom on February 21 and February 28 as UNC plays on those dates.

Career	Double-Doubles	Games	Pct.
Billy Cunningham, 1962-65	60	69	.870
Lennie Rosenbluth*, 1954-57	39	76	.513
Antawn Jamison, 1995-98	51	104	.490
Doug Moe, 1958-61	29	60	.483
Rusty Clark, 1966-69	43	91	.473
Larry Miller, 1965-68	42	91	.462
Robert McAdoo, 1971-72	14	31	.452
Pete Brennan*, 1955-58	35	81	.432
Sean May, 2002-05	33	77	.429
Armando Bacot, 2019-active	37	87	.425

FREE THROWS

- The Tar Heels lead the ACC free throw shooting at 75.3%, their best percentage since 2007-08, when they converted 75.7%. Last season, UNC shot 66.8%.
- Carolina has led the ACC in free throw percentage eight times but not since 1987-88. Current assistant coach Jeff Lebo shot 87.8% as a junior and senior Ranzino Smith shot 89.7% that season.
- Carolina has made 80% or better from the free throw line 10 times this season. UNC hit a season-best 90.5% on 19 of 21 shooting at home vs. Georgia Tech.
- Carolina is on pace to shoot the fifth-highest percentage in school history.

HIGHEST FREE THROW PERCENTAGE

.783	in 1983-84 (551 of 704)
.761	in 1984-85 (569 of 748)
.758	in 1959-60 (542 of 715)
.757	in 2007-08 (738 of 975)
.753	in 2021-22 (362 of 481)

- Senior forward Leaky Black (.852) and sophomore guards Caleb Love (.813) and RJ Davis (.795) lead UNC at the stripe this season.

- Love is 15th (.821) all-time at UNC in free throw percentage.
- Love made 9 of 10 in the overtime win at Louisville, including 5 of 6 in the extra period. It was the third time this season Love made nine or more free throws in a game (also 10 for 12 at Charleston, 9 for 11 vs. Virginia Tech).

SCORING ODDS AND ENDS

- Five Tar Heels have scored 20 or more points in a game this season. Armando Bacot has eight 20-point games, Caleb Love has seven, Brady Manek has five and RJ Davis and Dawson Garcia each have three 20-point games.
- Tar Heels have scored 20 or more points 26 times in 26 games, including five games in which two players scored 20 or more (Loyola, Brown, Charleston, Elon and home vs. Georgia Tech). Last season, UNC had only seven 20-point performances in 29 games. Freshman Day'Ron Sharpe became the first Tar Heel to score 20 or more when he had 25 against Notre Dame in the season's 10th game. UNC did not have any games last season when two players scored 20 or more points.
- Bacot has scored 20 or more points eight times this season. He did that five times in his first two seasons combined.
- Carolina is 9-0 over two seasons when Love scores 20 or more (7-0 this season) and 10-2 when he makes 50% of his field goal attempts (4-0 last season and 6-2 in 2021-22).
- Carolina is 14-0 when leading at the half.
- Carolina is 9-1 when scoring 80 or more points.

THREE-POINTERS

- Carolina is second in the ACC behind Virginia Tech and 14th in the country in three-point percentage (.381).
- Carolina made a season-high 15 three-pointers on January 29 against NC State and is averaging 8.5 per game, on pace for the second highest average in UNC history.

UNC THREE-POINTERS PER GAME, LAST 10 YEARS

2021-22	8.50
2020-21	5.59
2019-20	5.48
2018-19 (UNC record)	8.67
2017-18	8.24
2016-17	7.08
2015-16	5.60
2014-15	4.84
2013-14	4.29
2012-13	7.56

UNC THREE-POINTERS PER GAME, ALL-TIME

2018-19	8.67
2021-22	8.50
2002-03	8.29
1982-83 (experimental distance)	8.25
2017-18	8.24

CLEANING THE BOARDS

- The Tar Heels lead the ACC and are 16th in the country in rebound margin at plus 7.3 per game. UNC also leads the league and is 23rd nationally in rebounds per game (39.7).
- The Tar Heels have averaged 40 or more rebounds for the past seven seasons.
- Carolina has led the ACC in rebound margin in each of the previous six seasons and in 13 of 18 seasons under Roy Williams.
- UNC has won the battle of the boards 23 times in 26 games this season. The Tar Heels are 18-5 when out-rebounding their opponents

and 0-3 when getting out-rebounded (Tennessee, Kentucky and Duke).

- Under Roy Williams the Tar Heels won 82.3% of the games they out-rebounded their opponents. The Tar Heels were victorious in only 46.8% of the games they were out-rebounded under Williams.

GARCIA OUT REST OF THE SEASON

- Dawson Garcia announced on February 10 he will not return to the team this season to remain home in Minnesota to continue to help with family medical issues.
- Garcia played in 16 games this season for the Tar Heels before returning home Jan. 24 due to illnesses in his family. He has not been available to play in the last six games and also missed two games earlier in January following a concussion he suffered at Boston College on January 2.
- He averaged 9.0 points and 5.5 rebounds in 16 games, scoring in double figures five times with a season-high 26 vs. Purdue in November.
- Garcia said in a statement: "I cannot thank everyone enough for the unbelievable support that has automatically been given to me while I flew home to support my family. Not everyone will understand, but those who know our family are very aware of the circumstances and challenges we are facing. As much as I love this University and basketball, being in the middle of a health crisis is where our family is right now and it's where I need to be. After the loss of several very special family members this past year, I came close to losing my dad in December and my grandma is currently in the ICU. With my dad recovering and my grandma fighting for her life, it's not even a question to me where I need to be right now. My family is my world and I will always be there for them. The past few months have quickly changed my perspective on life and I have put this into God's hands and trust His guidance. Times like this bring out the beauty in God's people and I thank all of Tar Heel Nation, my coaches and my teammates for all the love and support. I thank you for lifting us up with your powerful prayers. The University, this team and fans are special. Go Tar Heels."

SHAVER JOINS ROSTER

- Will Shaver signed with UNC in November and has joined the team this semester, although he will not play this season.
- The Birmingham, Ala., native began practicing with the team in January.
- Shaver led Oak Mountain High School to back-to-back appearances in the state finals and the 2021 Class 7A title. He averaged 14.3 points and 7.7 rebounds and was named second-team all-state.

TAR HEEL STAFF

- Head coach Hubert Davis is a Tar Heel alum, and so are each of his assistant coaches and members of the basketball staff.
- Assistant coaches Brad Frederick (1996-99), Jeff Lebo (1985-89) and Sean May (2002-05), Director of Recruiting Pat Sullivan (1990-93, 1994-95) and Director of Team and Player Development Jackie Manuel (2001-05) all played for the Tar Heels. Director of Operations Eric Hoots has been on staff for 18 seasons.
- Frederick played on Final Four teams that won ACC championships in 1997 and 1998.
- Lebo is a 20-year head coaching veteran who set 10 UNC records in his playing career.

- May was the Most Outstanding Player of the 2005 NCAA Final Four, scoring 26 points in the national championship game vs. Illinois.
- Manuel was twice named Carolina's defensive player of the year and was a starter on the 2005 NCAA champions.
- Sullivan was a key contributor on the 1993 national champions and is one of seven Tar Heels who have played in three Final Fours.
- Davis, Lebo, May and Frederick combined to score 4,441 points as Tar Heels. Syracuse is the only school whose coaches scored more points at their alma mater than UNC (Gerry McNamara, Adrian Autry, Allen Griffin and Jim Boeheim scored 5,189 for the Orange).

PRO HEELS

NBA

Cole Anthony, Orlando
 Harrison Barnes, Sacramento
 Tony Bradley, Chicago
 Reggie Bullock, Dallas
 Ed Davis, Cleveland
 Wayne Ellington, Los Angeles Lakers
 Danny Green, Philadelphia
 Justin Jackson, Phoenix
 Cameron Johnson, Phoenix
 Nassir Little, Portland
 Theo Pinson, Dallas
 Day'Ron Sharpe, Brooklyn
 Coby White, Chicago

International *source: TarHeelInternational.com*

Nate Britt, Yoast United, The Netherlands
 Isaiah Hicks, Seoul Samsung Thunders, South Korea
 Desmond Hubert, Al Arabi, Kuwait
 Brice Johnson, Toyama Grouses, Japan
 Christian Keeling, BC Rustavi, Georgia
 Justin Knox, Neo-Phoenix, Japan
 Ty Lawson, US Monastir, Tunisia
 Sterling Manley, Sichuan Blue Whales, China
 Luke Maye, BAXI Manresa, Spain
 James Michael McAdoo, Hitachi Sun Rockers, Japan
 Kennedy Meeks, Cholet Basket, France
 Marcus Paige, Orleans Loiret, France
 Justin Pierce, VfL Kirchheim Knights, Germany
 Reyshawn Terry, Plateros de Fresnillo, Mexico
 Deon Thompson, Leones des Ponce, Puerto Rico
 J.P. Tokoto, Hapoel Tel Aviv, Israel
 Jawad Williams, Yamagata Wyverns, Japan
 Kenny Williams, Kolossos Rhodes, Greece

ATHLETICS NAMES MEDIA CENTER TO HONOR WOODY DURHAM

- Carolina Athletics and The Rams Club announced February 14 the media and communications center adjacent to the Dean E. Smith Center has formally been named the Woody Durham Media and Communications Center.
- The Durham family, led by Woody's wife, Jean, and sons, Wes and Taylor, was recognized at half-time of the UNC-Pittsburgh game.
- Woody Durham passed away on 3/7/2018 from complications of primary progressive aphasia. He was the play-by-play voice of Carolina football and men's basketball from 1971-2011. The Mebane, N.C., native grew up in Albemarle, N.C., and graduated from Carolina in 1963. He called 23 Tar Heel bowl games, 13 Final Fours and six NCAA championship games, including NCAA title-winning seasons in 1982, 1993, 2005 and 2009.

SERIES VS. VIRGINIA TECH



UNC LEADS, 71-15

Date	W-L	NC	VT	Site	Rank	Coach
2-16-1912	L	28	37	home, Bynum Gym	—	NC
2-25-13	W	29	9	home, Bynum Gym	—	NC
2-8-16	L	27	44	Roanoke	—	CD
2-13-17	W	31	23	home, Bynum Gym	—	HP
2-28-17	L	22	30	Roanoke	—	HP
2-19-19	L	14	37	away, Fieldhouse	—	none
2-20-19	L	22	28	Roanoke	—	none
2-26-25	W	42	13	Atlanta, Municipal Auditorium, SoCon	—	MM
2-3-27	W	36	22	home, Indoor Athletic Court	—	JA
1-31-29	W	33	27	home, Indoor Athletic Court	—	JA
2-5-30	W	30	21	away, War Memorial Gymnasium	—	JA
2-21-30	W	41	23	home, Indoor Athletic Court	—	JA
1-23-31	L	28	31	home, Indoor Athletic Court	—	JA
2-5-31	W	30	24	away, War Memorial Gymnasium	—	JA
1-15-32	W	38	26	home, Indoor Athletic Court	—	GS
2-5-32	W	31	20	away, War Memorial Gymnasium	—	GS
1-13-33	W	58	26	home, Indoor Athletic Court	—	GS
2-24-33	W	32	27	Raleigh, Mem. Auditorium, SoCon	—	GS
1-11-34	W	31	14	away, War Memorial Gymnasium	—	GS
1-26-34	W	42	21	home, Indoor Athletic Court	—	GS
1-12-35	W	29	9	away, War Memorial Gymnasium	—	GS
1-28-35	W	29	13	home, Indoor Athletic Court	—	GS
1-10-36	W	40	21	away, War Memorial Gymnasium	—	WS
1-28-36	W	34	26	home, Indoor Athletic Court	—	WS
1-12-37	W	38	26	away, War Memorial Gymnasium	—	WS
2-16-37	W	41	25	home, Indoor Athletic Court	—	WS
1-13-38	W	38	32	away, War Memorial Gymnasium	—	WS
1-18-39	L	35	36	home, Woollen Gym	—	WS
1-11-40	W	46	25	Winston-Salem, Reynolds Gym	—	BL
1-31-41	W	60	35	home, Woollen Gym	—	BL
1-15-43	W	38	35	away, War Memorial Gymnasium	—	BL
1-22-44	W	42	29	home, Woollen Gym	—	BL
2-25-44	W	39	24	Raleigh, Mem. Auditorium, SoCon	—	BL
1-18-45	W	55	30	away, War Memorial Gymnasium	—	BC
1-24-45	W	60	28	home, Woollen Gym	—	BC
1-12-46	W	48	40	away, War Memorial Gymnasium	—	BC
2-13-46	W	63	42	home, Woollen Gym	—	BC
2-7-47	W	57	51	home, Woollen Gym	—	TS
1-9-48	W	39	31	away, War Memorial Gymnasium	—	TS
1-26-48	W	68	35	home, Woollen Gym	—	TS
3-4-48	W	61	40	Durham, Duke Indoor Stadium, SoCon	—	TS
1-8-49	W	56	48	away, War Memorial Gymnasium	—	TS
1-24-49	W	78	59	home, Woollen Gym	—	TS
12-5-49	L	48	62	away, War Memorial Gymnasium	—	TS
1-27-50	W	66	53	home, Woollen Gym	—	TS
1-18-64	L (2ot)	88	90	home, Woollen Gym	—	DES
2-12-66	L	75	81	home, Carmichael	—	DES
2-25-67	W	110	78	home, Carmichael	5/-	DES
12-2-67	W	89	76	home, Carmichael	4/-	DES
2-10-68	W	80	70	away, Cassell Coliseum	3/-	DES
1-11-69	W	99	77	home, Carmichael	2/-	DES
2-25-70	W	98	70	home, Carmichael	19/-	DES
12-11-71	W	93	60	home, Carmichael	3/-	DES
12-9-72	W	96	82	Charlotte Coliseum	13/-	DES
12-20-73	W	83	78	Charlotte Coliseum	4/-	DES
2-17-75	W	87	75	away, Cassell Coliseum	11/-	DES
12-6-75	W	88	75	home, Carmichael	4/-	DES
12-11-76	W	81	77	Roanoke Civic Center	12/-	DES
2-4-78	W	101	88	Charlotte Coliseum	6/-	DES
2-3-79	W (ot)	92	80	Charlotte Coliseum	4/-	DES
12-9-92	W	78	62	Roanoke Civic Center	5/-	DES
1-21-95	W	87	76	Greensboro Coliseum	3/-	DES
12-6-97	W	78	57	Charlotte Coliseum	3/-	BG
12-19-2004	W	85	51	away, Cassell Coliseum	5/-	RW
1-10-06	W	64	61	away, Cassell Coliseum	20/-	RW
1-13-07	L	88	94	away, Cassell Coliseum	1/-	RW
2-13-07	L (ot)	80	81	home, Smith Center	4/-	RW
2-16-08	W	92	53	home, Smith Center	5/-	RW
3-15-08	W	68	66	Charlotte Coliseum, ACC	1/-	RW
3-4-09	W	86	78	away, Cassell Coliseum	2/-	RW
3-13-09	W	79	76	Atlanta, Georgia Dome, ACC	1/-	RW
1-10-10	W	78	64	home, Smith Center	9/-	RW
2-4-10	L	70	74	away, Cassell Coliseum	—	RW
1-13-11	W	64	61	home, Smith Center	—	RW
1-19-12	W	82	68	away, Cassell Coliseum	8/-	RW
2-2-13	W (ot)	72	60	home, Smith Center	—	RW
3-1-14	W	60	56	away, Cassell Coliseum	19/-	RW
1-18-15	W	68	53	home, Smith Center	15/-	RW
1-24-16	W	75	70	away, Cassell Coliseum	2/-	RW

Date	W-L	NC	VT	Site	Rank	Coach
1-26-17	W	91	72	home, Smith Center	9/-	RW
1-22-18	L	69	80	away, Cassell Coliseum	10/-	RW
1-21-19	W	103	82	home, Smith Center	11/10	RW
1-22-20	L (2ot)	77	79	away, Cassell Coliseum	—	RW
3-10-20	W	78	56	Greensboro Coliseum, ACC	—	RW
3-11-21	W	81	73	Greensboro Coliseum, ACC	-/22	RW
1-24-22	W	78	68	home, Smith Center	—	HD

UNC vs. Virginia Tech in ACC— 18-5

UNC at home— 33-6 (8-1 at Smith Center, 6-1 at Carmichael Auditorium, 8-2 at Woollen Gymnasium, 9-1 at Indoor Athletic Court, 2-1 at Bynum Gymnasium)

UNC on the road— 21-6 (8-4 at Cassell Coliseum)

UNC at neutral sites— 17-3 (6-0 in Charlotte, 3-0 in Greensboro, 2-0 in Atlanta, 2-0 in Raleigh, 2-3 in Roanoke, 1-0 in Durham, 1-0 in Winston-Salem)

Roy Williams vs. Virginia Tech— 17-5

Hubert Davis vs. Virginia Tech— 1-0

UNC in Overtime— 2-3

UNC Largest Win— 39 (92-53, 2007-08)

UNC Largest Loss— 23 (14-37, 1918-19)

UNC Most Points— 110 (1966-67)

CAROLINA BASKETBALL HISTORICAL FACTS & FIGURES

Seasons: 111

All-Time: 2312-837 (.734)

ACC Regular-Season: 725-301 (.707)

All-Time Home: 1,023-194 (.841)

Dean E. Smith Center: 449-83 (.844)

Smith Center ACC: 231-65 (.780)

Smith Center Non-Conference: 218-18 (.924)

ACC Regular-Season Titles (32)

1956, 1957, 1959, 1960, 1961, 1967, 1968, 1969, 1971, 1972, 1976, 1977, 1978, 1979, 1982, 1983, 1984, 1985, 1987, 1988, 1993, 1995, 2001, 2005, 2007, 2008, 2009, 2011, 2012, 2016, 2017, 2019

ACC Tournament Record: 104-49 (.680)

ACC Tournament Titles (18)

1957, 1967, 1968, 1969, 1972, 1975, 1977, 1979, 1981, 1982, 1989, 1991, 1994, 1997, 1998, 2007, 2008, 2016

NCAA Tournament Record: 126-48 (.724)

NCAA Tournament Appearances (51)

1941, 1946, 1957, 1959, 1967, 1968, 1969, 1972, 1975, 1976, 1977, 1978, 1979, 1980, 1981, 1982, 1983, 1984, 1985, 1986, 1987, 1988, 1989, 1990, 1991, 1992, 1993, 1994, 1995, 1996, 1997, 1998, 1999, 2000, 2001, 2004, 2005, 2006, 2007, 2008, 2009, 2011, 2012, 2013, 2014, 2015, 2016, 2017, 2018, 2019, 2021

NCAA Championships (6)

1957, 1982, 1993, 2005, 2009, 2017

NCAA Championship Game Appearances (11)

1946, 1957, 1968, 1977, 1981, 1982, 1993, 2005, 2009, 2016, 2017

NCAA Final Fours (20)

1946, 1957, 1967, 1968, 1969, 1972, 1977, 1981, 1982, 1991, 1993, 1995, 1997, 1998, 2000, 2005, 2008, 2009, 2016, 2017

NCAA Regional Final or Elite Eights (28)

1941, 1946, 1957, 1967, 1968, 1969, 1972, 1977, 1981, 1982, 1983, 1985, 1987, 1988, 1991, 1993, 1995, 1997, 1998, 2000, 2005, 2007, 2008, 2009, 2011, 2012, 2016, 2017

NCAA Regional Semifinals or Sweet 16s (36)

1941, 1946, 1957, 1967, 1968, 1969, 1972, 1975, 1977, 1981, 1982, 1983, 1984, 1985, 1986, 1987, 1988, 1989, 1990, 1991, 1992, 1993, 1995, 1997, 1998, 2000, 2005, 2007, 2008, 2009, 2011, 2012, 2015, 2016, 2017, 2019

Helms Foundation National Champions: 1924

NIT Champions: 1971

National Players of the Year

(11 players, 13 seasons)

Jack Cobb 1924, George Glamack 1940-41, Lennie Rosenbluth 1957, Phil Ford 1978, James Worthy 1982, Michael Jordan 1983-84, Kenny Smith 1987, Jerry Stackhouse 1995, Antawn Jamison 1998, Sean May 2005, Tyler Hansbrough 2009

Naismith Hall of Fame (11)

Ben Carnevale 1970, Frank McGuire 1977, Dean Smith 1983, Billy Cunningham 1986, Bob McAdoo 2000, Larry Brown 2002, James Worthy 2003, Roy Williams 2007, Michael Jordan 2009, Charlie Scott 2018, Bobby Jones 2019

First-Team All-Americans 39 players, 63 times

Most Recent: Justin Jackson, 2017

Consensus First-Team All-Americans

(18 players, 27 times)

Cartwright Carmichael 1923-24, Jack Cobb 1924-25-26, George Glamack 1940-41, Lennie Rosenbluth 1957, Larry Miller 1968, Robert McAdoo 1972, Phil Ford 1977-78, James Worthy 1982, Sam Perkins 1983-84, Michael Jordan 1983-84, Kenny Smith 1987, J.R. Reid 1988, Jerry Stackhouse 1995, Antawn Jamison 1998, Joseph Forte 2001, Tyler Hansbrough 2007-08-09, Brice Johnson 2016, Justin Jackson 2017

Final Four MVPs (5)

James Worthy 1982, Donald Williams 1993, Sean May 2005, Wayne Ellington 2009, Joel Berry II 2017

National Coaches of the Year (12 times)

Frank McGuire 1957, Dean Smith 1977-79-82-83, Bill Guthridge 1998, Matt Doherty 2001, Roy Williams 2005-06-09-17-19

First-Team All-ACC (51 players, 78 times)

Most Recent: Cameron Johnson 2019

ACC Players of the Year (15 times)

Lennie Rosenbluth 1957, Pete Brennan 1958, Lee Shaffer 1960, Billy Cunningham 1965, Larry Miller 1967-68, Mitch Kupchak 1976, Phil Ford 1978, Michael Jordan 1984, Antawn Jamison 1998, Joseph Forte co-winner 2001, Tyler Hansbrough 2008, Ty Lawson 2009, Tyler Zeller 2012, Justin Jackson 2017

ACC Rookies of the Year (9)

Sam Perkins 1981, Michael Jordan 1982, J.R. Reid 1987, Ed Cota 1997, Joseph Forte 2000, Marvin Williams 2005, Tyler Hansbrough 2006, Brandan Wright 2007, Harrison Barnes 2011

ACC Tournament MVPs (19 times)

Lennie Rosenbluth 1957, Larry Miller 1967-68, Charles Scott 1969, Lee Dedmon 1971, Robert McAdoo 1972, Phil Ford 1975, John Kuester 1977, Dudley Bradley 1979, Sam Perkins 1981, James Worthy 1982, J.R. Reid 1989, Rick Fox 1991, Jerry Stackhouse 1994, Shammond Williams 1997, Antawn Jamison 1998, Brandan Wright 2007, Tyler Hansbrough 2008, Joel Berry II 2016

UNC'S ALL-TIME RANKINGS

	National Rank	Total
Wins	3rd	2,312
Winning Percentage	2nd	.734
NCAA Tournament Titles	3rd	6
Final Fours	1st	20
NCAA Tournaments	2nd	51
NCAA Tournament Games	2nd	174
NCAA Tournament Wins	2nd	126
NCAA Tournament Win Pct.	2nd	.724
ACC Regular-Season Titles	1st	32
ACC Regular-Season Wins	1st	725
ACC Tournament Titles	2nd	18
ACC Tournament Finals	1st	35
ACC Tournament Wins	2nd	104
NBA First-Round Draft Picks	2nd	54
NBA Draft Picks	3rd	118
1,000-Point Scorers	1st	79
Olympic Gold Medalists	1st	10

RECORDS VS. 2021-22 OPPONENTS

App State	7-0
Boston College	20-6
Brown	2-0
College of Charleston	6-3
Clemson	134-23
Duke	141-115
Elon	21-4
Florida State	52-16
Furman	24-2
Georgia Tech	71-27
Kentucky	25-17
Louisville	17-7
Loyola Maryland	2-0
Miami	26-9
Michigan	5-4
UNC Asheville	9-0
NC State	162-79
Notre Dame	27-9
Pittsburgh	15-6
Purdue	8-3
Stanford	13-0
Syracuse	14-6
Tennessee	10-2
Villanova	11-5
Virginia	132-60
Virginia Tech	71-15
Wake Forest	163-68



- 1 Carolina has been ranked **No. 1 in the final Associated Press poll** six times, the fourth most in college basketball history (1957, 1982, 1984, 1994, 1998 and 2008).
- 1 **First overall selection** in NBA Drafts (James Worthy 1982 and Brad Daugherty 1986).
- 1 Marvin Williams was the first player to leave college after his freshman season, play in the NBA and **return to college to earn his degree**.
- 2 Danny Green and LeBron James are the only two players in NBA history to **start for three different teams that won NBA championships** (Green in 2014 San Antonio, 2019 Toronto and 2020 Los Angeles Lakers).
- 2.3 **Average ACC regular-season finish**, best all-time.
- 3 **Bob Cousy Award** winners (Raymond Felton 2005, Ty Lawson 2008, Kendall Marshall 2012). UNC is the only school with three recipients.
- 3 & 5 Roy Williams won the **third-most games by a Division I coach** in NCAA history (903). Dean Smith is fifth (879).
- 4 Tar Heel players with **NCAA and NCAA championships** (James Worthy, Michael Jordan, Danny Green, Justin Jackson).
- 4 **Hubert Davis** is the fourth former Carolina player to become head coach of the Tar Heels (Reynolds Cuthbertson, Monk McDonald, Matt Doherty and Davis)
- 4 Tyler Hansbrough is the only player in ACC history to earn **first-team All-America honors four times**.
- 4 **NBA Draft Lottery** picks in 2005. Carolina was the first school to have four Lottery picks in the same draft. UNC also had four first-round selections in 2012.
- 4 Luke Maye, Marcus Paige, Tyler Zeller and Henrik Rodl won **Academic All-ACC honors four times** among the 63 occasions Tar Heels have earned that distinction.
- 5 **National Coaches of the Year** (Frank McGuire in 1957, Dean Smith four times, Bill Guthridge in 1998, Matt Doherty in 2001, Roy Williams five times).
- 5 **Most Outstanding Players in the Final Four** (James Worthy in 1982, Donald Williams in 1993, Sean May in 2005, Wayne Ellington in 2009, Joel Berry II in 2017).
- 5 **NBA Rookies of the Year** (Bob McAdoo, Walter Davis, Phil Ford, Michael Jordan, Vince Carter).
- 6 Tyler Zeller (2011, 2012), Marcus Paige (2015, 2016) and Luke Maye (2018, 2019) have won six **Skip Prosser Awards**, given to the ACC's top scholar-athlete.
- 6 James Worthy is one of six players to win **Final Four and NBA Finals Most Outstanding/Valuable Player** honors with Wilt Chamberlain, Magic Johnson, Hakeem Olajuwon, Isiah Thomas and Bill Walton).
- 7 **National Championships** (NCAA Tournament titles won in 1957, 1982, 1993, 2005, 2009 and 2017 and the 1924 team that was selected by the Helms Foundation)
- 7 Carolina is 7-0 in games matching the **No. 1 vs. No. 2** teams in the Associated Press poll (most recent, 2005 NCAA final when No. 2 UNC beat No. 1 Illinois).
- 8 **Retired jerseys/number:** 10 Lennie Rosenbluth, 12 Phil Ford, 20 George Glamack, 23 Michael Jordan, 33 Antawn Jamison, 50 Tyler Hansbrough, 52 James Worthy and Jack Cobb (no number).
- 8 **ACC Player of the Week** awards won by Tyler Hansbrough in 2007-08, most in a season in league history.
- 8 Ty Lawson set the **NCAA championship game record** with eight steals in 2009 vs. Michigan State.
- 9 **ACC Rookies of the Year** (Sam Perkins 1981, Michael Jordan 1982, J.R. Reid 1987, Ed Cota 1997, Joseph Forte 2000, Marvin Williams 2005, Tyler Hansbrough 2006, Brandan Wright 2007, Harrison Barnes 2011)
- 10 **Gold medals** won by Tar Heels in the Summer Olympics, more than any other school.
- 10 **First-team Academic All-Americans**, including Tyler Zeller in 2011 and 2012, when he was the National Academic All-America of the Year, and Marcus Paige in 2016. That's the sixth-most in college basketball history.
- 10 School records (assists, free throw shooting and three-point shooting) held by current assistant coach **Jeff Lebo** when he concluded his Tar Heel playing career in 1989.
- 11 **Naismith Memorial Basketball Hall of Famers** (Ben Carnevale, Frank McGuire, Larry Brown, Dean Smith, Billy Cunningham, Charlie Scott, Bob McAdoo, Bobby Jones, James Worthy, Michael Jordan and Roy Williams)
- 11 **Final Fours** reached by Dean Smith, third most in college basketball history. Roy Williams led nine teams to the Final Four – five at Carolina and four at Kansas.
- 12 **ACC Player of the Week** honors won by Antawn Jamison, which equals the ACC record.
- 13 **National Players of the Year** (Jack Cobb 1926, George Glamack 1940 and 1941, Lennie Rosenbluth 1957, Phil Ford 1978, James Worthy 1982, Michael Jordan 1983 and 1984, Kenny Smith 1987, Jerry Stackhouse 1995, Antawn Jamison 1998, Sean May 2005, Tyler Hansbrough 2008).
- 14 Tar Heels have played in the **Summer Olympics**, including Michael Jordan, who won gold medals in 1984 and 1992.
- 14 **Wins over the No. 1** team in the Associated Press poll, most in college basketball history.
- 15 **ACC Players of the Year** (Lennie Rosenbluth 1957, Pete Brennan 1958, Lee Shaffer 1960, Billy Cunningham 1965, Larry Miller 1967 and 1968, Mitch Kupchak 1976, Phil Ford 1978, Michael Jordan 1984, Antawn Jamison 1998, Joseph Forte 2001, Tyler Hansbrough 2008, Ty Lawson 2009, Tyler Zeller 2012, Justin Jackson 2017).
- 17 **NCAA Tournament No. 1 seeds**, more than any school in college basketball (1979, 1982, 1984, 1987, 1991, 1993, 1994, 1997, 1998, 2005, 2007, 2008, 2009, 2012, 2016, 2017, 2019).
- 17 **Regular-season ACC championships** won by Dean Smith, most by a head coach.
- 18 **ACC Tournament championships**, second most in ACC history.
- 20 **Final Fours**, most in college basketball history (1946, 1957, 1967, 1968, 1969, 1972, 1977, 1981, 1982, 1991, 1993, 1995, 1997, 1998, 2000, 2005, 2008, 2009, 2016, 2017).

- 20 Joel Berry II became the first player since UCLA's Bill Walton (in 1972 and 1973) to **score 20 points in consecutive national championship games** (20 vs. Villanova in 2016 and 22 vs. Gonzaga in 2017).
- 21 Carolina's halftime lead over Michigan State in the 2009 NCAA title game, the **largest halftime margin in NCAA finals** history.
- 22 **NBA-record seasons played** by Vince Carter.
- 23 **Michael Jordan**: six-time NBA champion and NBA Finals MVP, five-time MVP, ESPN's Greatest Athlete of the 20th Century
- 24 **AP poll finishes in the top five**, the second most in college basketball history.
- 25 Carolina has **won 25** or more games an NCAA-record 38 times.
- 25 Donald Williams is the last player to score **25 points in both the national semifinal (1993 vs. Kansas) and championship game** (vs. Michigan).
- 26 **No. 1 seeds in the ACC Tournament**, most all-time.
- 27 **Consensus first-team All-America** seasons, the second most in college basketball history (most recent Justin Jackson in 2017).
- 32 **ACC regular-season championships**, 13 more than other school.
- 32 The 1956-57 Tar Heels went 32-0 to win the first of UNC's six NCAA championships. The 32 wins ties the **NCAA record for wins in a perfect season** (with Indiana 1975-76).
- 34 Cole Anthony's points in his 2019-20 debut vs. Notre Dame, the **ACC scoring record for a player's first collegiate game**.
- 34 Bill Guthridge, in his first season as head coach after 30 as an assistant to Dean Smith, won 34 games in 1997-98, the **NCAA record for wins by a first-year head coach**.
- 35 **ACC Tournament championship game** appearances, most all-time (35 finals in 66 ACC Tournaments).
- 35 **Consecutive post-season appearances** from 1967-2001, the most in college basketball history.
- 36 **NBA championships** won by 18 former Tar Heel players (25 more than any other ACC school).
- 38 **AP poll finishes in the top 10**, the second most in college basketball history.
- 39 Tar Heels have earned **first-team All-America** honors 63 times.
- 39 **Regular-season conference championships** (32 ACC, seven Southern), third most in college basketball history.
- 39 Al Wood's points vs. Virginia in 1981 Final Four, the **NCAA record for the national semifinals**.
- 40 **Consecutive double-doubles** by Billy Cunningham, the ACC record and second-longest streak in college basketball history.
- 51 **NCAA Tournament appearances**, second most in college basketball history.
- 51 **Seasons ranked in the final AP poll**, the second most in college basketball history.
- 53 **Jerseys of former players that hang in the rafters** of the Dean E. Smith Center. That includes eight players whose jerseys/numbers are retired and 45 that are honored (number may be worn again).
- 54 **First-round NBA Draft picks** who played for Carolina, the second most all-time.
- 59 **Consecutive home wins** over Clemson before a loss, the longest streak in college basketball history.
- 63.7 Brendan Haywood's **career field goal percentage**, the ACC record.
- 72.4 **NCAA Tournament winning percentage**, second highest in college basketball history.
- 73.4 **Winning percentage**, second highest in college basketball history.
- 78 **First-team All-ACC** selections by 51 Tar Heels. The 78 first-team honors are the most in ACC history.
- 79 **1,000-point scorers**, most in college basketball history.
- 79 **NCAA Tournament wins for Roy Williams**, second-most in college basketball history. Dean Smith is third with 65.
- 79 **McDonald's All-America** high school players who have gone on to play for the Tar Heels.
- 84.1 **Home court winning percentage** (1,023-194 all-time home record).
- 104 **ACC Tournament wins**, second most all-time.
- 110 **Weeks ranked No. 1** in the AP poll, the fourth-most in college basketball history.
- 123 **Wins in games played** by Danny Green from 2005-09, most by a Tar Heel.
- 126 **NCAA Tournament wins**, second most in college basketball history. Only one other ACC school has played in more NCAA Tournament games than UNC has won.
- 133 **Double-figure scoring games** by Tyler Hansbrough, the all-time ACC record
- 152 **ACC record for games** played by Deon Thompson from 2006-10.
- 171 Tar Heel **players in the Final Four**, more than any other school in NCAA history.
- 174 **NCAA Tournament games**, second most in NCAA Tournament history.
- 576 **ACC regular-season wins** between Dean Smith (364) and Roy Williams (212), who rank second and third all-time. They are two of three coaches in ACC history to win at least 200 ACC regular-season games.
- 725 **ACC regular-season wins**, most all-time.
- 879 Wins as Carolina's head coach by **Dean Smith**, which set the NCAA record in 1997 and stands as the fifth-most by a Division I coach today.
- 903 **Roy Williams' all-time wins**. He passed Bob Knight on 3/11/21 for the third-most in college basketball history.
- 930 **Weeks in the AP poll**, second most in college basketball history.
- 982 **NCAA record free throws** made by Tyler Hansbrough.
- 1,000 Ed Cota is the **only player in college basketball history** with 1,000 points, 1,000 assists and 500 rebounds.
- 1976 The United States won **Olympic gold in Montreal** in 1976 led by head coach Dean Smith, assistant coach Bill Guthridge and four Tar Heel players – Walter Davis, Phil Ford, Mitch Kupchak and Tom LaGarde.
- 2,312 **Wins**, the third most in college basketball history.
- 2,872 Tyler Hansbrough's **career scoring total, the ACC record**.



CAROLINA IN THE ASSOCIATED PRESS POLL

Total Polls Ranked	930
Current Streak of Weeks in AP Poll	not ranked
Weeks at No. 1	110
Weeks at No. 2	81
Weeks at No. 3	84
Weeks at No. 4	87
Weeks at No. 5	71
Weeks at No. 6	58
Weeks at No. 7	52
Weeks at No. 8	54
Weeks at No. 9	54
Weeks at No. 10	35
Top 5 Rankings	433
Top 10 Rankings	686
Longest Streak of Weeks Ranked	172 from 1989-90 to 1999-2000
Most Consecutive Weeks No. 1	15 in 1983-84
Seasons Ranked	65 of 74
Seasons Ranked in the Top 10	57 of 74
Seasons in Final Top 10	38 of 73 through 2020-21

2021-22 WEEKLY POLLS

Preseason	19
November 15-22-29	18
December 6-13-20-27	NR
January 3-10-17-24-31	NR
February 7-14	NR

FINAL ASSOCIATED PRESS POLLS (charts researched at collegepollarchive.com)

MOST TIMES RANKED NO. 1 IN THE FINAL AP POLL

10 – Kentucky
8 – Duke
8 – UCLA
6 – North Carolina
4 – Kansas

MOST TIMES RANKED IN THE TOP 5 IN THE FINAL AP POLL

30 – Kentucky
24 – North Carolina
22 – Kansas
18 – UCLA
17 – Duke

MOST TIMES RANKED IN THE TOP 10 IN THE FINAL AP POLL

45 – Kentucky
38 – North Carolina
38 – Duke
31 – Kansas
26 – UCLA

MOST TIMES RANKED IN THE FINAL AP POLL

53 – Kentucky
51 – North Carolina
49 – Duke
45 – Kansas
41 – UCLA

ALL ASSOCIATED PRESS POLLS (through 2/14/22 poll)

MOST WEEKS RANKED IN THE AP POLL (OUT OF 1,236 TOTAL POLLS)

935 – Kentucky
930 – North Carolina (75.2 percent)
856 – Duke
817 – Kansas
714 – UCLA

MOST CONSECUTIVE WEEKS RANKED IN THE AP POLL

172 – 1989-90 to 1999-2000 (No. 4 in college basketball history)
171 – 1972-73 to 1982-83 (No. 5 all-time)
106 – 2013-14 to 2019-20
87 – 1984-85 to 1989-90
75 – 2005-06 to 2009-10

MOST TIMES RANKED NO. 1 IN ALL AP POLLS

145 – Duke
134 – UCLA
125 – Kentucky
110 – North Carolina
73 – Kansas

MOST CONSECUTIVE WEEKS RANKED NO. 1 IN THE AP POLL

15 – 1983-84 (No. 10 all-time)
13 – 1985-86 (No. 14 all-time)
11 – 2007-08 to 2008-09 (No. 17 all-time)
11 – 2007-08 (No. 17 all-time)
10 – 1956-67 to 1957-58 (No. 22 all-time)

MOST TIMES RANKED IN THE TOP 5 IN ALL AP POLLS

466 – Kentucky
433 – North Carolina
432 – Duke
383 – Kansas
322 – UCLA

MOST TIMES RANKED IN THE TOP 10 IN ALL AP POLLS

717 – Kentucky
712 – Duke
686 – North Carolina
597 – Kansas
474 – UCLA

MOST CONSECUTIVE WEEKS RANKED IN THE TOP 10 IN THE AP POLL

62 – 2005-06 to 2009-10 (No. 10 all-time)
62 – 1984-85 to 1988-89 (No. 10 all-time)
57 – 1966-67 to 1969-70
54 – 1992-93 to 1994-95
25 – 1990-91 to 1991-92

NUMBER 1 VERSUS NUMBER 2 (UNC is 7-0 in 1 vs. 2 games)

Date	Result
3/23/57	No. 1 UNC 54, No. 2 Kansas 53 (3 OT) – NCAA championship
12/26/81	No. 1 UNC 82, No. 2 Kentucky 69
1/9/82	No. 1 UNC 65, No. 2 Virginia 60
2/4/86	No. 1 UNC 78, No. 2 Georgia Tech 77 (OT)
2/3/94	No. 2 UNC 89, No. 1 Duke 78
2/5/98	No. 2 UNC 97, No. 1 Duke, 73
4/4/05	No. 2 UNC 75, No. 1 Illinois 70 – NCAA championship

MOST WINS OVER THE NO. 1 TEAM IN THE ASSOCIATED PRESS POLL

North Carolina	14
UCLA	12
Duke	10
Maryland	10
Kansas	9
Kentucky	9
Ohio State	9
Georgia Tech	8
Notre Dame	8
Vanderbilt	8

THE LAST TIME ... AP POLLS

Played as the No. 1 team in AP poll: lost at Northern Iowa, 67-71, 11/21/15
Beat AP No. 1: at Duke, 88-72, 2/20/19
Lost to AP No. 1: *vs. Virginia, 63-71, 3/10/18 in Brooklyn
Beat AP Top-10 opponent by 20 points: beat No. 10 Virginia Tech, 103-82, 1/21/19
Beat AP Top-25 opponent by 20 points: beat No. 24 Michigan, 72-51, 12/1/21
Lost to unranked opponent as Top-5 AP team: No. 5 UNC lost to Wofford, 75-79, 12/20/17
Lost to unranked opponent as Top-10 AP team: No. 6 UNC lost to Michigan, 64-73, 11/28/19 in The Bahamas

* ACC Tournament

ROSTERS, PRONUNCIATION GUIDE



ALPHABETICAL

No.	Player	Yr.	Pos.	Ht.	Wt.	Hometown	Previous College/High School
5	Armando Bacot (C)	Jr.	F/C	6-10	240	Richmond, Va.	IMG Academy (Bradenton, Fla.)
1	Rechon "Leaky" Black	Sr.	F	6-8	200	Concord, N.C.	Cox Mill
4	RJ Davis (C)	So.	G	6-0	175	White Plains, N.Y.	Archbishop Stepinac
11	D'Marco Dunn	Fr.	G	6-4	185	Tucson, Ariz.	Westover (Fayetteville, N.C.)
34	Duwe Farris	Jr.	F	6-6	215	Charlotte, N.C.	Myers Park
13	Dawson Garcia	So.	F	6-11	235	Prior Lake, Minn.	Marquette University/Prior Lake HS
0	Anthony Harris	R-So.	G	6-4	195	Woodbridge, Va.	Paul VI (Fairfax, Va.)
14	Donovan "Puff" Johnson	So.	G	6-8	205	Moon Township, Pa.	Hillcrest Prep (Phoenix, Ariz.)
15	Rob Landry	So.	G	6-4	195	Greensboro, N.C.	North Carolina School of Science & Math (Durham, N.C.)
25	Creighton Lebo	So.	G	6-1	170	Greenville, N.C.	Greenfield School (Wilson, N.C.)
2	Caleb Love (C)	So.	G	6-4	195	St. Louis, Mo.	Christian Brothers College
45	Brady Manek	Gr.	F	6-9	230	Harrah, Okla.	University of Oklahoma/Harrah HS
35	Ryan McAdoo	R-Sr.	F	6-5	210	Boca Raton, Fla.	Saint Andrew's School
22	Justin McKoy	Jr.	F	6-8	220	Raleigh, N.C.	University of Virginia/Panther Creek HS (Cary, N.C.)
21	Will Shaver	Fr.	F	6-10	265	Birmingham, Ala.	Oak Mountain (home schooled in fall 2021)
3	Dontrez Styles	Fr.	G/F	6-6	210	Kinston, N.C.	Kinston
24	Kerwin Walton	So.	G	6-5	210	Hopkins, Minn.	Hopkins (Minnetonka, Minn.)
30	Jackson Watkins	Jr.	G	6-1	175	Richmond, Va.	Collegiate School

Head Coach: Hubert Davis (10th year at UNC, 1st year as head coach); **Assistant Coaches:** Brad Frederick (9th year at UNC, 5th year as assistant coach); Jeff Lebo (1st year at UNC); Sean May (7th year at UNC, 1st year as assistant coach); **Director of Operations:** Eric Hoots (18th year); **Director of Team and Player Development:** Jackie Manuel (2nd year with UNC men's basketball); **Director of Recruiting:** Pat Sullivan (5th season at UNC); **Director of Strength and Conditioning:** Jonas Sahratian (18th year); **Athletics Trainer:** Doug Halverson (9th year); **Graduate Managers:** Brandon Robinson, Kiersten Steinbacher; (C) denotes team captains

NUMERICAL

No.	Player	Yr.	Pos.	Ht.	Wt.	Hometown	Previous College/High School
0	Anthony Harris	R-So	G	6-4	195	Woodbridge, Va.	Paul VI (Fairfax, Va.)
1	Rechon "Leaky" Black	Sr.	F	6-8	200	Concord, N.C.	Cox Mill
2	Caleb Love (C)	So.	G	6-4	195	St. Louis, Mo.	Christian Brothers College
3	Dontrez Styles	Fr.	G/F	6-6	210	Kinston, N.C.	Kinston
4	RJ Davis (C)	So.	G	6-0	175	White Plains, N.Y.	Archbishop Stepinac
5	Armando Bacot (C)	Jr.	F/C	6-10	240	Richmond, Va.	IMG Academy (Bradenton, Fla.)
11	D'Marco Dunn	Fr.	G	6-4	185	Tucson, Ariz.	Westover (Fayetteville, N.C.)
13	Dawson Garcia	So.	F	6-11	235	Prior Lake, Minn.	Marquette University/Prior Lake HS
14	Donovan "Puff" Johnson	So.	G	6-8	205	Moon Township, Pa.	Hillcrest Prep (Phoenix, Ariz.)
15	Rob Landry	So.	G	6-4	195	Greensboro, N.C.	North Carolina School of Science & Math (Durham, N.C.)
21	Will Shaver	Fr.	F	6-10	265	Birmingham, Ala.	Oak Mountain (home schooled in fall 2021)
22	Justin McKoy	Jr.	F	6-8	220	Raleigh, N.C.	University of Virginia/Panther Creek HS (Cary, N.C.)
24	Kerwin Walton	So.	G	6-5	210	Hopkins, Minn.	Hopkins (Minnetonka, Minn.)
25	Creighton Lebo	So.	G	6-1	170	Greenville, N.C.	Greenfield School (Wilson, N.C.)
30	Jackson Watkins	Jr.	G	6-1	175	Richmond, Va.	Collegiate School
34	Duwe Farris	Jr.	F	6-6	215	Charlotte, N.C.	Myers Park
35	Ryan McAdoo	R-Sr.	F	6-5	210	Boca Raton, Fla.	Saint Andrew's School
45	Brady Manek	Gr.	F	6-9	230	Harrah, Okla.	University of Oklahoma/Harrah HS

Shaver is red-shirting this season

PRONUNCIATIONS

Players:

Rechon "Leaky" Black (RAY-shon LEE-key)
Leaky is acceptable first reference (his middle name is Malik)
 Armando Bacot (are-MAHN-doe BAY-cot)
 Duwe Farris (Dewey FAIR-us)
 Donovan "Puff" Johnson – *Puff is acceptable first reference*
 Caleb Love (KAY-lib)
 Creighton Lebo (KRAY-ton LEE-boe)
 Brady Manek (MAN-ick)
 Ryan McAdoo (MACK-uh-dew)
 Dontrez Styles (DON-trezz)

Staff: Jeff Lebo (LEE-boe), Jonas Sahratian (JOE-nus suh-RAY-shun)

Hometowns: Leaky Black– Concord, N.C. (KON-kord)

BIRTHDAYS

Justin McKoy	January 7, 2001
D'Marco Dunn	February 28, 2003
Armando Bacot	March 6, 2000
Ryan McAdoo	April 30, 1999
Leaky Black	June 14, 1999
Dontrez Styles	June 26, 2002
Anthony Harris	July 6, 2000
Rob Landry	August 4, 2000
Duwe Farris	September 1, 2000
Brady Manek	September 4, 1998
Creighton Lebo	September 8, 2001
Will Shaver	September 17, 2003
Dawson Garcia	September 20, 2001
Caleb Love	September 27, 2001
Puff Johnson	October 11, 2000
Kerwin Walton	October 20, 2001
RJ Davis	October 21, 2001
Jackson Watkins	October 28, 2000

2021-22 SCHEDULE



DAY	DATE	OPPONENT	SITE	TIME/RESULT	TV
Fri	Nov. 5	Elizabeth City State (exh.)	Chapel Hill	W, 83-55 (exh.)	ACCNX
Tue	Nov. 9	Loyola Maryland	Chapel Hill	W, 83-76 (1-0)	ACCN
Fri	Nov. 12	Brown	Chapel Hill	W, 94-87 (2-0)	ACCN
Tue	Nov. 16	at College of Charleston (TD Arena)	Charleston, S.C.	W, 94-83 (3-0)	CBS Sports Network
Basketball Hall of Fame Tip-Off Tournament (Mohegan Sun)					
Sat	Nov. 20	vs. Purdue	Uncasville, Conn.	L, 84-93 (3-1)	ESPN News
Sun	Nov. 21	vs. Tennessee	Uncasville, Conn.	L, 72-89 (3-2)	ESPN
Tue	Nov. 23	UNC Asheville	Chapel Hill	W, 72-53 (4-2)	RSN
ACC-Big Ten Challenge					
Wed	Dec 1	Michigan	Chapel Hill	W, 72-51 (5-2)	ESPN
Sun	Dec 5	at Georgia Tech (McCamish Pavilion)	Atlanta, Ga.	W, 79-62 (6-2, 1-0)	ESPN
Sat	Dec 11	Elon	Chapel Hill	W, 80-63 (7-2, 1-0)	ACCN
Tue	Dec 14	Furman	Chapel Hill	W, 74-61 (8-2, 1-0)	ESPN2
CBS Sports Classic (T-Mobile Arena)					
Sat	Dec 18	vs. Kentucky	Las Vegas, Nev.	L, 69-98 (8-3, 1-0)	CBS
Tue	Dec 21	Appalachian State	Chapel Hill	W, 70-50 (9-3, 1-0)	ACCN
Sun	Jan 2	at Boston College (Conte Forum)	Chestnut Hill, Mass.	W, 91-65 (10-3, 2-0)	ESPN2
Wed	Jan 5	at Notre Dame (Purcell Pavilion)	Notre Dame, Ind.	L, 73-78 (10-4, 2-1)	ESPN2
Sat	Jan 8	Virginia	Chapel Hill	W, 74-58 (11-4, 3-1)	ESPN
Sat	Jan 15	Georgia Tech	Chapel Hill	W, 88-65 (12-4, 4-1)	ACCN
Tue	Jan 18	at Miami (Watsco Center)	Coral Gables, Fla.	L, 57-85 (12-5, 4-2)	ACCN
Sat	Jan 22	at Wake Forest (LJVM Coliseum)	Winston-Salem, N.C.	L, 76-98 (12-6, 4-3)	ACCN
Mon	Jan 24	Virginia Tech	Chapel Hill	W, 78-68 (13-6, 5-3)	ACCN
Wed	Jan 26	Boston College	Chapel Hill	W, 58-47 (14-6, 6-3)	RSN
Sat	Jan 29	NC State	Chapel Hill	W, 100-80 (15-6, 7-3)	ACCN
Tue	Feb 1	at Louisville (KFC Yum! Center)	Louisville, Ky.	W, 90-83 (ot) (16-6, 8-3)	ACCN
Sat	Feb 5	Duke	Chapel Hill	L, 67-87 (16-7, 8-4)	ESPN
Tue	Feb 8	at Clemson (Littlejohn Coliseum)	Clemson, S.C.	W, 79-77 (17-7, 9-4)	ACCN
Sat	Feb 12	Florida State	Chapel Hill	W, 94-74 (18-7, 10-4)	ESPN
Wed	Feb 16	Pittsburgh	Chapel Hill	L, 67-76 (18-8, 10-5)	ACCN
Sat	Feb 19	at Virginia Tech (Cassell Coliseum)	Blacksburg, Va.	4 p.m.	ESPN2
Mon	Feb 21	Louisville	Chapel Hill	7 p.m.	ESPN
Sat	Feb 26	at NC State (PNC Arena)	Raleigh, N.C.	2 p.m.	ESPN or ESPN2
Mon	Feb 28	Syracuse	Chapel Hill	7 p.m.	ESPN
Sat	Mar 5	at Duke (Cameron Indoor Stadium)	Durham, N.C.	6 p.m.	ESPN
Atlantic Coast Conference Tournament (Barclays Center)					
Tue	Mar 8	First Round	Brooklyn, N.Y.	2, 4:30, 7 p.m.	ACCN
Wed	Mar 9	Second Round	Brooklyn, N.Y.	Noon, 2:30, 7, 9:30 p.m.	ESPN, ESPN2 or ESPNU
Thu	Mar 10	Quarterfinals	Brooklyn, N.Y.	Noon, 2:30, 7, 9:30 p.m.	ESPN or ESPN2
Fri	Mar 11	Semifinals	Brooklyn, N.Y.	7 and 9:30 p.m.	ESPN or ESPN2
Sat	Mar 12	Championship	Brooklyn, N.Y.	8:30 p.m.	ESPN

NCAA Tournament Sites

First Four: March 15-16, Dayton, Ohio

First & Second Rounds: March 17&19– Buffalo, N.Y.; Fort Worth, Texas; Indianapolis, Ind.; Portland, Ore.; March 18&20– Greenville, S.C.; Milwaukee, Wis.; Pittsburgh, Pa.; San Diego, Calif.

Regionals: March 24&26– South: San Antonio, Texas; West: San Francisco, Calif.; March 25&27– East: Philadelphia, Pa.; Midwest: Chicago, Ill.

Final Four: April 2&4– New Orleans, La.

Home games at the Dean E. Smith Center

All times are Eastern

RSN (Regional Sports Networks) includes: Bally Sports South, Bally Sports Florida, Bally Sports Sun, Bally Sports Midwest, Bally Sports Indiana, MASN, NESN and YES Network

Covid-related changes: Dec. 29 home game vs. Virginia Tech postponed to Jan. 24; Jan. 1 game at Boston College moved to Jan. 2; Jan. 31 game at Louisville moved to Feb. 2; Feb. 8 game at Clemson moved from 9 to 6 p.m.

2021-22 POSTGAME NOTES



GAME 1: @UNC 83, LOYOLA MARYLAND 67

- Caleb Love scored 20-plus points for the third time as a Tar Heel. He had 25 at Duke and 20 against Wake Forest as a freshman.
- It was the seventh time Love has led UNC in scoring. He also led UNC in the season opener last year when he scored 17 against the College of Charleston.
- It was the second game in a row in which Love did not commit a turnover (also in NCAA first round vs. Wisconsin).
- Love made 7 of 13 shots from the floor. Carolina is 5-0 when Love shoots at least 50 percent from the floor.
- Brady Manek scored 20 points. It was the 76th time he scored in double figures and the 13th career game in which Manek scored 20 or more points.
- Manek made Carolina's first basket of the season, a three-pointer 17 seconds into the game.
- RJ Davis led UNC with five assists, his second-highest total as a Tar Heel (eight at Iowa last season).
- Kerwin Walton had 11 points and made three three-point field goals. It was the 13th time he made at least three as a Tar Heel. UNC is 9-4 when he connects on at least three 3FGs.
- Carolina improved to 100-12 in season openers.
- It was UNC's 20th straight home opening victory.

GAME 2: @UNC 94, BROWN 87

- Brown led by as many as seven points in the first half (34-41 and 36-43) and by three at the half. The Bears led by as many as six four different times in the second half (latest at 12:04).
- Carolina went ahead for the first time in the second half at 72-70 with 9:44 to play and went ahead for good on a Davis three for a 78-77 lead with 6:55 to play.
- Davis set career highs in points (26), field goals (9) and threes (6). His previous highs were 19 points and four 3FGs against Virginia Tech in the ACC Tournament and six field goals twice.
- Davis was 6 for 9 from three-point range. His six threes are the most by a Tar Heel since Cole Anthony made seven at Syracuse on 2/29/20.
- Davis's six threes equal the eighth-most in the Smith Center by a Tar Heel and are the most in the Smith Center since Brandon Robinson made six against Miami on 1/25/20.
- Davis made four three-pointers in the final 6:55. He made one at 6:55 for a 78-77 lead, at 6:19 for an 81-77 lead, at 1:37 for an 88-82 lead and at 0:43 for a 91-85 lead.
- Davis had one turnover. It was only the fifth time since 1981-82 a Tar Heel had 26 points and six assists with only one turnover:

AT LEAST 26 POINTS & 6 ASSISTS W/1 TURNOVER RJ Davis 11/12/21 vs. Brown (26-6-1)

Cole Anthony 3/3/20 vs. Wake Forest (28-7-1)
Tyler Hansbrough 11/24/06 vs. Tennessee (27-6-1)
Adam Boone 2/17/02 vs. Florida State (28-6-1)
James Worthy 12/26/81 vs. Kentucky (26-6-1)

- Bacot had 22 points (one off his career best) and added a game-high 10 rebounds for his 19th career double-double.
- It was Bacot's fifth career 20-point game.
- Bacot was 10 for 11 from the floor. His field

goal percentage of .909 equals the fourth-highest in a game in the Smith Center by a Tar Heel.

- Bacot was 6 for 6 in the first half and made his first three attempts in the second half to go 9 for 9. He missed his 10th attempt then added a dunk with 12:20 to play on his final FG attempt of the game.
- Bacot's 10 field goals were a career high.
- Over the final eight minutes (after the score was tied at 74), Carolina held the Bears to five field goals in their last 18 shots from the floor. Prior to that stretch Brown had made 32 of 55 from the floor (.582).
- The teams combined for only 12 turnovers (UNC 7, Brown 5).
- Brown's five turnovers equal the second fewest ever by an opponent in the Smith Center.
- Carolina's seven turnovers equal the sixth fewest ever by UNC in the Smith Center.
- Brown's 50 first-half points marked the first time an opponent scored 50 in a half in a Carolina victory since NC State scored 56 in the second half in a 113-96 Tar Heel win on 2/5/19.
- Brown scored 1.28 points per possession in the first half, scoring 50 points on 39 possessions. In the second, the Bears totaled 37 points on 42 possessions (0.88).
- Carolina scored 1.18 per possession in the first half, 1.09 in the second and 1.13 for the game (94 points on 83 possessions).

GAME 3: UNC 94, @COLLEGE OF CHARLESTON 83

- Bacot scored a career-high 24 points, tied his career-high with six blocks and posted his second straight double-double with 12 rebounds.
- Carolina trailed by as many as 11 in the first half and by six at the half. UNC took its first lead at 48-46 on a Manek three with 16:53 to play.
- Bacot scored with 15:52 to play for a 50-49 lead, a lead UNC would not relinquish the rest of the game.
- Bacot went 20 for 23 from the floor in the last two games.
- It was the second straight game he made a career-high 10 field goals. Bacot became the first Tar Heel with 10 field goals in consecutive games since Cameron Johnson (10 at Wake Forest and 11 at Duke in 2019).
- It's the first time in Carolina history a Tar Heel had consecutive games with at least 20 points and 10 rebounds and shot 80 percent from the floor in both games.
- Love scored 18 of 22 points in the second half and delivered a game-high six assists.
- Walton made four three-pointers and finished with 14 points. It was the sixth time in his career he made at least four three-pointers.
- Carolina shot 64.3 percent from the floor in the second half (18 of 28 field goals). It was the highest UNC has shot in a half this season.
- Carolina has scored more than 90 points in two of the first three games. Last season UNC scored 90 points for the first two times in February against Duke and Louisville.

GAME 4: PURDUE 93, UNC 84, UNCASVILLE, CONN.

- Black did not play due to a non-Covid-related illness. Walton started instead.
- Carolina had won the last 12 times it scored 80 or more points.
- Carolina trailed at the half for the third consecutive game.

- Carolina allowed a season-high 93 points and Purdue shot 55.7 percent from the floor, the highest by an opponent since Georgia Tech shot 59.0 percent in a 96-83 win over the Tar Heels in Chapel Hill in 2020.
- Carolina did not attempt a free throw in the first half, the first time that happened since the first half against Virginia Tech on 1/18/2015.
- Carolina was 12 for 29 from three-point range. The 12 threes were the most in a UNC loss since it made 13 in a 91-88 loss to Miami in Chapel Hill on 2/27/2018.
- Carolina had won the last eight times it made seven or more threes.
- Garcia scored a season-high 26 points. It was the second-most points in his career, his 19th game in double figures and seventh with 20 or more. He made a career-high 10 field goals and matched his career best with three 3FGs.
- Garcia was 10 for 13, a career-high field goal percentage of .769.
- Davis scored 16 of his 18 points in the second half. He scored all seven of his points at Charleston in the second half and scored 14 of his career-best 26 in the second half vs. Brown.
- Garcia, Davis and Love made 23 of Carolina's 31 field goals.
- It was the second straight game the opponents scored 19 points off UNC turnovers.
- Purdue's 93 points are the most by an opponent since Iowa scored 93 last year in Iowa City.
- Carolina trailed by as many as 10 in the first half and by six at the half. UNC took its first and only lead with 9:19 to play when Garcia made a three for UNC to go ahead, 65-64.
- Sasha Stefanovic (23), Jaden Ivy (22) and Trevion Williams (20) are the first trio to score 20 in a game against UNC since NC State on 1/27/2018 (Allerik Freeman 29, Torin Dorn 20 and Markell Johnson 20).
- Purdue broke an eight-game losing streak to UNC.
- It was Purdue's first win over UNC since 3/16/1974 in Madison Square Garden in the NIT.

GAME 5: TENNESSEE 89, UNC 72, UNCASVILLE, CONN.

- Tennessee broke a five-game losing streak to the Tar Heels, who lost consecutive games in November for the first time since 2010-11.
- The Vols shot 65.6 percent from the floor in the second half, highest in a half by an opponent in the first five games.
- Carolina shot 40 percent from the floor and scored 72 points, the lowest percentage and fewest points to date this season.
- Tennessee had 28 assists on 38 field goals, while UNC had nine on 22.
- The Vols out-scored UNC, 54-22, in the paint and 19-8 in fastbreak points.
- Manek went 6 for 10 from three and scored a game-high 24 points.
- Bacot had 16 points and 12 rebounds for his third double-double of the season.
- Tennessee out-rebounded UNC, 38-30, the first time this season the Tar Heels were out-rebounded.
- Tennessee's 89 points marked the first time since 2003-04 Carolina's opponents scored 80 or more in four straight games.

GAME 6: @UNC 72, UNC ASHEVILLE 53

- The Tar Heels held UNC Asheville to 26.5 percent shooting from the floor. The Bulldogs' field goal percentage was the lowest by an opponent since Evansville shot 25.8 percent on 12/6/2012.
- It was the first time an opponent shot under 30 percent in both halves since Virginia Tech on 3/10/2020 in Greensboro in the ACC Tournament.
- UNC Asheville's 53 points were the fewest by an opponent in the first six games.
- Black had a career-high 11 rebounds and scored a season-high nine points.
- Bacot scored a game-high 22 points on 8 of 14 from the floor and a season-best 6 of 7 from the free throw line.
- Davis was the only other Tar Heel to score in double figures with 12.
- Carolina matched its season low in three-pointers made (7) but shot a season-high 50.0 percent from beyond the arc.
- Carolina grabbed a season-high 51 rebounds.
- Carolina committed a season-high 18 turnovers that led to 19 points, the fourth straight game the opponents scored 19 points off UNC turnovers.
- Carolina improved to 9-0 against UNC Asheville and 174-18 against in-state non-ACC opponents.
- Clare Aubry became the first female to referee a Carolina men's basketball game.

GAME 7: @UNC 72, MICHIGAN 51

- Carolina improved to 11-12 in the ACC-Big Ten Challenge, including 6-5 in Chapel Hill.
- It was UNC's first win in the Challenge since beating Michigan in Chapel Hill on 11/29/2017.
- The 21-point win was UNC's largest in the Challenge since a 98-63 win over Michigan State in Detroit on 12/3/2008.
- Michigan's 51 points were the fewest UNC has allowed in the Challenge (previous was 55 by Ohio State on 11/28/2007).
- UNC made two of three free throws. The two made free throws tie the fewest in a game in UNC history (the sixth time, first since 3/4/2004 vs. Clemson).
- UNC's three free throw attempts were the fewest in a game in Carolina history. Previous was four three times (vs. George Mason in the 2006 NCAA Second Round, vs. Clemson in 2004 and vs. NC State in the 1987 ACC Tournament championship game).
- UNC did not shoot a free throw in the first half, the second time in four games that has happened (also first half vs. Purdue). Prior to Purdue that had not happened since 2015.
- Love scored a game-high 22 points. It was the third time this season he scored 22 (Loyola and Charleston). It was his fifth career 20-point game.
- UNC is 5-0 in his career when Love scores 20 or more.
- Love tied his career high with four three-pointers. He made four at Duke on 2/6/2021.
- Love also tied his career high with nine field goals (also at Duke last season).
- Bacot had 11 points and a game-high 14 rebounds. It was his fourth double-double of the year and 22nd of his career.
- The 14 rebounds were a season high for Bacot, most by a Tar Heel this season and the fifth time in his career he had 14 or more.
- Carolina committed a season-low six turnovers.

- Michigan scored only four points off UNC's six turnovers. UNC's previous four opponents each scored 19 points off UNC turnovers.
- The 51 points were the fewest allowed by Carolina in nine games vs. Michigan (previous was 69 in the 1988 NCAA Tournament).

GAME 8: UNC 79, @GEORGIA TECH 62

- Hubert Davis won his ACC debut on the road. He joined Frank McGuire, Dean Smith, Bill Guthridge and Matt Doherty in winning both their first ACC games as UNC head coach and their first ACC road games.
- The win was No. 2,300 in UNC history. Carolina joined Kentucky and Kansas as the only programs with 2,300 wins.
- Carolina set season highs in field goal percentage (.546), three-point percentage (.588), FG percentage in a half (.655 in the second) and assists (21).
- Carolina's field goal percentage in the second half was its highest in a half on the road since shooting 74.1 percent in the first half at Wake Forest on 2/16 /2019.
- Davis led UNC with 23 points. It was the 11th 20-point output of the season by a Tar Heel. Last year, four Tar Heels scored 20 or more points seven times all season.
- Bacot had 15 points and 13 rebounds, his fifth double-double in eight games. The last Tar Heel with five double-doubles in the first eight games was Brice Johnson in 2015-16.
- Manek scored 13 of his 15 points in the second half when he made all three of his three-pointers. His first three was the 250th of his collegiate career.
- Carolina was 10 of 17 (.588) on three-pointers, including 7 of 9 in the second half.
- Davis and Love combined for 40 points, 10 assists, four turnovers and four steals.
- Carolina improved to 56-13 in ACC openers.
- UNC went on a 22-4 run after trailing for the final time, 39-38, early in the second half.
- Carolina improved to 17-13 in Tech's home arena, including 5-2 in McCamish Pavilion since it was renovated prior to the 2013 season.
- It was Carolina's 10th win in the last 13 games against the Yellow Jackets.

GAME 9: @UNC 80, ELON 63

- Marked the first time since the first four games in 2012-13 UNC allowed 63 or fewer points in four consecutive games.
- Garcia and Love both scored 22 points. It was the fourth time this season two Tar Heels scored 20 or more points.
- Carolina shot a season-low 39.0 percent from the floor, including 29.4 percent in the first half, the lowest in a half this season.
- Carolina came into the game fourth in the country but shot a season-low 30.4 percent from three-point range.
- Carolina scored a season-high 23 points off turnovers and a season-high 19 fastbreak points.
- The Tar Heels shot 52.0 percent from the floor in the second half, the third game in a row UNC shot better than 50 percent from the floor in the second half.
- Carolina made (27) and attempted (35) season highs from the free throw line.
- It was the first time since a win over Florida State on 2/27/2021 the Tar Heels made more free throws (27) than field goals (23).
- Carolina out-rebounded the Phoenix, 48-24, its largest rebound margin of the season.

- Carolina made a season-high 12 steals, five more than any other game (seven vs. Loyola in the opener).
- Love tied his career high with four three-pointers. He also made four at Duke last season and four vs. Michigan in the previous home game.
- Anthony Harris was 6 for 6 from the line in the first half, both career highs. He was 3 for 4 at Gonzaga in December 2019.
- Bacot made a career-high four steals.
- UNC has defeated Elon 14 straight games.

GAME 10: @UNC 74, FURMAN 61

- Fifth straight game UNC allowed 63 or fewer points. That's the first time UNC has done that since 2010-11.
- Carolina shot 53.3% in the second half, the fourth straight game it shot better than 50 percent in the second half.
- Furman shot 53.6% in the first half and 28.1% in the second.
- The Tar Heels allowed only 22 points in the second half, the fewest by an opponent in any half this season.
- Furman missed 36 shots from the floor. UNC had 32 defensive rebounds, while the Paladins had four offensive boards.
- Furman did not have a second-chance point. The last time UNC did not allow a second chance point was by Gonzaga in 12/15/2018.
- Black led UNC with a +18, the fourth time this season he led UNC in plus/minus.
- Black hit a second-half three, his first of the season.
- Garcia (20/10) and Bacot (14/12) had double-doubles, the first time UNC had two double-doubles in a game this season.
- Garcia scored 20-plus points in back-to-back games for the first time as a Tar Heel.
- Davis had a season-high seven assists, most by a Tar Heel this season.
- Furman scored two points off UNC's eight turnovers. The two points are the fewest by an opponent this season.
- UNC made a season-low five three-pointers.
- Furman was 3 for 3 from the free throw line. It was the fewest attempts since Virginia attempted three in the 2016 ACC championship game.
- Furman scored 39 first-half points on 31 possessions (1.26 per possession), but the Tar Heels held the Paladins to 22 points on 37 possessions in the second half (.59). Carolina scored 35 second-half points on 36 possessions.
- Furman made eight of its first 13 three-point attempts, then converted only two of its next 20.

GAME 11: KENTUCKY 98, UNC 69

- Carolina dropped to 5-3 in the CBS Sports Classic, including 1-3 vs. Kentucky.
- The 29-point margin was Carolina's largest defeat since a 90-57 (33 points) loss at Florida State on 1/14/2012.
- It was Kentucky's largest win over Carolina since an 83-44 win in Lexington on 1/9/1950.
- Carolina trailed 40-29 at the half, its largest halftime deficit of the season.
- Carolina shot a season-worst 1 for 13 from three-point range. UNC's percentage of .077 equaled the sixth-lowest in school history in games with at least 10 attempts. It was the lowest percentage since making 1 of 16 at Wake Forest (.063) on 2/11/2020.
- Kentucky's 98 points were the most by an opponent in a regulation-length game since Kentucky beat UNC, 103-100, in T-Mobile Arena on

12/17/2016.

- Kentucky led by 35, the first time UNC has trailed by that many points in a game since trailing by 36 at Duke on 3/6/2010.
- Kentucky out-rebounded UNC by 18, 44-26. That was the largest rebounding deficit by the Tar Heels since Texas had a 60-41 advantage in Dallas Cowboys Stadium on 12/19/2009.
- Bacot led UNC with 22 points and 10 rebounds. He scored 17 of Carolina's 29 points in the first half.
- Davis (10) was the only other Tar Heel to score in double figures.
- Kentucky scored 54 points in the paint, which matched Tennessee for the most against UNC in the first 11 games.
- Kentucky scored 22 points off turnovers, most against UNC in the first 11 games (UNC allowed two points off turnovers in its previous game vs. Furman).
- Kentucky, which came into the game leading the country in offensive rebound percentage, scored 15 second-chance points, most against UNC to date (the previous four opponents combined to score 10).

GAME 12: @UNC 70, APP STATE 50

- The Tar Heels shot 55.2% in the second half, the sixth straight game UNC shot 50 percent or better in the second half.
- Carolina had 17 assists on 29 field goals. UNC had 10 assists in the first half, one more than it had in the previous game vs. Kentucky.
- Bacot (16/10) and Manek (11/11) had double-doubles, the second time this season UNC had two double-doubles in a game (also Furman).
- Walton hit two three-pointers, his first since the fourth game of the season against Purdue.
- Davis scored 10 of his 15 points in the second half.
- Manek was a UNC-best and season-best plus 23, Anthony Harris was a season-best plus 21 and Walton was a season-best plus 10.
- Carolina allowed 50 points, the sixth time in the last seven starts the opposition scored 63 or fewer.
- Carolina improved to 176-18 all-time against in-state non-ACC teams and 218-18 all-time in the Smith Center against non-conference teams.
- The Mountaineers were 4 for 30 from three-point range and shot 31.3% from the floor.

GAME 13: UNC 91, @BOSTON COLLEGE 65

- The 26-point win was Carolina's largest of the season.
- Carolina led by 36 in the second half, its largest lead in the first 13 games.
- It was the third time since 1998 four Tar Heel scored 17 or more points. Love led with 22, Bacot had 18 and Davis and Manek had 17.
- Bacot had 18 points and 11 rebounds for his ninth double-double of the season.
- Bacot made his first career three-pointer (fourth career attempt).
- UNC moved to 2-0 on the road in ACC play for the fifth time in the last 20 seasons (2007-08, 2014-15, 2015-16 and 2018-19).
- Love tied his career high (fourth time) with four threes.
- Carolina's 29-point halftime lead was its largest of the season and largest since a 56-23 lead over NC State on 1/8/2017.
- BC shot 16.7% from the floor in the first half, the lowest in a half by an opponent since UNLV

shot 16.7% in the second half in Asheville, N.C., on 11/30/2020.

- Four Tar Heels scored in double figures in the first half. It was the first half (either first or second half) this season in which three Tar Heels scored in double figures.
- Carolina shot 59.3% from the floor in the second half. It was the seventh straight game UNC shot 50 percent or better from the floor in the second half and the ninth time UNC has done that in 13 games this season.
- Black had a season-high and led UNC with five assists. It was the 11th time in his career he had five or more assists.
- Freshmen D'Marco Dunn and Dontrez Styles set season scoring highs with six and four points, respectively.
- Garcia was injured early in the game and was unable to return. He started and came out of the game after just 1:59.
- Justin McKoy was unavailable due to Covid protocols.
- Carolina improved to 9-1 in Conte Forum, including seven straight wins.
- It was UNC's largest win at BC since a 32-point victory in 2011.

GAME 14: @NOTRE DAME 78, UNC 73

- It was Carolina's third straight road game to begin ACC play, just the fourth time in UNC history it has opened with three road games.
- Notre Dame made 13 threes, most by an opponent in the first 14 games this season.
- Carolina trailed by 13 with 13:40 to play, cut it to five, then trailed 61-51 with 8:40 remaining. UNC went on a 16-5 run to take a 67-66 lead, capped by a Bacot jump hook with under four minutes to play.
- The Irish out-scored UNC, 12-6, over the final 3:08.
- Nate Laszewski was 6 of 7 from three-point range to lead Notre Dame with 20 points. His three with 3:08 to play gave the Irish the lead for good.
- Bacot had his 10th double-double this season (fifth straight) with 21 points and a career-high 17 rebounds. He had a double-double (16/11) in the first half.
- Carolina shot 50.0% from the floor in the second half, the eighth straight game UNC shot 50% or better in the second half.
- Tar Heels played without McKoy and Walton (Covid protocol) and Garcia (concussion).
- The Tar Heels had 14 turnovers that led to 19 Notre Dame points, while the Irish committed only seven turnovers.
- It was just UNC's second loss in its last 11 games against Notre Dame.

GAME 15: @UNC 74, VIRGINIA 58

- Bacot set career highs in points (29), field goals (12), rebounds (22) and offensive rebounds (9).
- Bacot became the second Tar Heel with 20-plus rebounds in the Smith Center. Sean May did it three times (24 vs. Duke on 3/6/2005, 21 vs. Duke on 2/5/2004 and 21 vs. Akron on 12/14/2003). Bacot's 22 rebounds were the second most by any player in a collegiate game in the Smith Center.
- Bacot became the first Tar Heel with 20 points and 20 rebounds since Brice Johnson had 39 and 23 at Florida State on 1/4/2016.
- Bacot became the first player to have 20/20 against Virginia since Wake Forest's Tim Duncan

had 21 and 23 in 1997.

- It was Bacot's sixth straight game with a double-double and 11th in 15 games this season.
- The 22 rebounds were the most by an ACC player in a game since Zach Auguste, Notre Dame, 22 vs. Duke, 3/10/16, in the ACC Tournament.
- The 22 rebounds were the most in a regular-season ACC game since Johnson's 23 at FSU on 1/4/16.
- It was the first time a Tar Heel had 15 or more rebounds in consecutive games since Luke Maye had 20 at BC and 16 vs. Duke in 2019.
- The win snapped UNC's seven-game losing streak to Virginia. It was UNC's first win over the Cavaliers since 2/18/2017.
- It was the first time UNC scored 70 points against Virginia in 10 games, since a 79-74 loss in Charlottesville on 2/27/2016.
- It was the fourth time this season UNC held an opponent under 60 points.
- Carolina made 11 threes, the second straight time the Tar Heels made 11 3FGs in a win (also at Boston College).
- Carolina led by as many as 25 points. The 25-point deficit was Virginia's largest of the season (previous 23 vs. Houston on 11/16).
- Manek had a career-high five assists and also hit five three-pointers. His 19 points were his highest total since he had 24 against Tennessee on 11/21.
- Manek shared team honors in assists with Caleb Love, who also had five. It was the first time Manek led or shared the team lead in assists.
- Love made four threes, had 16 points and five assists. He tied his career high in threes, the fourth time this season and fifth time as a Tar Heel he made four in a game (this season vs. Michigan, Elon, Boston College and Virginia).
- Bacot (29), Manek (19) and Love (16) combined to score 64 of Carolina's 74 points.

GAME 16: @UNC 88, GEORGIA TECH 65

- It was the fifth time this season two Tar Heels scored 20 or more points (29 by Bacot and 21 by Davis).
- It was the ninth straight win by the Tar Heels in which they held the opposition to 65 or fewer points.
- Bacot had a game-high and career-high-tying 29 points and 12 rebounds, his seventh consecutive double-double, the longest streak by a Tar Heel since John Henson had nine in a row in 2010-11. Seven straight is the eighth-longest streak in UNC history.
- Bacot is the first Tar Heel with 29 or more points in consecutive games since Tyler Hansbrough had 32 at NC State and 29 vs. Wake Forest in 2007-08.
- Bacot scored 20 points in the second half. He was the first Tar Heel to do that since Cole Anthony against Boston College in 2020.
- Bacot was 9 for 9 from the free throw line. The nine made free throws tied his career high. His previous best FT performance without a miss was 5 for 5 twice (at BC this year and at Miami last season).
- Davis made two three-pointers in the first 2:11 after not making a field goal in 10 attempts vs. Virginia. It was the first time in UNC history a player was 0 for 10 from the floor in one game then scored 20 or more points in the next.
- Davis scored 16 points in the first half, most he scored in a half since he had 16 in the second half against Purdue on 11/20/21.

- Davis and Caleb Love combined for seven threes, the third time this season they made seven or more and second time against Georgia Tech (8 vs Brown, 7 at Georgia Tech).
- Garcia had a season-high 11 rebounds.
- Carolina had 20 assists on 30 field goals.
- Black helped limit Michael Devoe, the ACC's leading scorer to two points on 1 for 5 shooting with no assists and six turnovers. Black also had four assists.
- Carolina shot 50 percent from the floor in the first half, the first time UNC did that since UNC Asheville on 11/23/21.
- Carolina shot 90.5% from the free throw line, its highest percentage in the first 16 games.
- It was Carolina's 11th win in the last 14 games against the Yellow Jackets.
- The win extended Carolina's streak to having swept at least one home-and-away series in every season in ACC history, something no other program has accomplished.

GAME 17: @MIAMI 85, UNC 57

- The 28-point margin was Carolina's largest loss ever to Miami (26 in Coral Gables on 2/9/2013).
- It was the largest loss to an ACC opponent since the 2020 ACC Tournament (81-53 vs. Syracuse).
- Miami led by 27 (49-22) at the half, Carolina's largest halftime deficit since 3/6/2010 (53-26 at Duke).
- Carolina scored a season-low 57 points.
- Carolina shot 33.8% from the floor, its lowest percentage of the season.
- Carolina's first-half percentage of .226 tied its third-lowest in a half since 1980 and was the lowest since shooting 20.7% at Miami in 2017.
- In the first half, Carolina scored 22 points on 43 possessions (.51), while Miami scored 49 points on 38 possessions (1.29).
- Carolina made 6 of 30 three-pointers. The 30 attempts were the most since going 12 for 31 at Duke in 2019. The six made threes were the fewest in 30 or more attempts since making 6 of 31 against Texas A&M in the 2018 NCAA Tournament.
- Miami scored 30 points off 14 Tar Heel turnovers. It was the most points off UNC turnovers since Texas scored 31 on 11/22/2018.
- The Hurricanes committed four turnovers, fewest since Virginia had four in the 2018 ACC championship game.
- Miami's 13 threes equaled the most against UNC this season (also at Notre Dame).
- Isaiah Wong led UM with 25 points, Kameron McGusty had 20 points, 10 rebounds, four assists and four steals and Sam Waardenburg scored 17 of his 21 points in the first half.
- Bacot was the only Tar Heel to score in double figures with 15. He also had a game-high 12 rebounds for his eighth consecutive double-double, longest streak by a Tar Heel since 2011.
- Styles scored a season-high seven points in 12 minutes, his longest stint of the season.

GAME 18: @WAKE FOREST 98, UNC 76

- The 98 points were the most by Wake Forest against UNC since a 119-114 triple overtime win by the Deacons in 2003-04.
- The 98 points were the most in a regulation length game since Wake Forest defeated UNC, 107-85, on 1/6/1965.
- The 22-point margin marked the first time UNC lost consecutive starts by 20 or more points since 2001-02 (22 vs. Wake Forest and 33 at

Maryland).

- Wake Forest shot 54.2% from the floor for the game. The Deacons became the first team to shoot 50% in both halves against UNC this season (.516 in the first and .571 in the second).
- Wake Forest was 24 for 32 from the line, the most made and attempted free throws by an opponent this season.
- Carolina had a season-high 23 offensive rebounds and converted those into a season-high 29 second-chance points (previous highs were 15 rebounds twice and 21 points vs. Purdue).
- Jake LaRivia scored a game-high 31 points, most by an opponent this season. He drew 10 fouls and made 12 of 15 free throws.
- Alondes Williams, the ACC's leading scorer, had 23 points for the Deacons.
- Wake Forest turned 11 UNC turnovers into 21 points, including 12 points in the first half on five UNC turnovers.
- The Deacons outscored the Tar Heels, 30-2, on fastbreak points. UNC had allowed 28 fastbreak points in its previous four games.
- Manek led UNC with 22 points.
- Bacot had 12 points and 12 rebounds for his ninth straight double-double, which equaled the fifth-longest streak ever by a Tar Heel and is the longest since John Henson had nine in a row in 2010-11.
- Carolina shot 33.3% from the floor, its season low and second consecutive game shooting under 34%.
- Manek made three of UNC's six three-pointers. Carolina was 6 for 28 from three-point range.
- The Tar Heels led, 23-21, with 8:49 to play in the first half, but the Deacons ended the half on a 25-13 run.
- UNC trailed by nine with 13:11 to play in the game before Damari Monsanto made three consecutive three-pointers to push Wake's lead to 19.

GAME 19: @UNC 78, VIRGINIA TECH 68

- First time this season five Tar Heels scored in double figures.
- Bacot had 14 points and 20 rebounds, his 10th consecutive double-double, the longest streak by a Tar Heel since Billy Cunningham had 10 in a row in 1964-65.
- That ties the fourth-longest double-double streak in UNC history.
- Bacot has two 20-rebound performances in the last five games and two in the last three games at the Smith Center.
- Bacot has two of the five 20-rebound games in the Smith Center (Sean May had three, Bacot had 22 vs. Virginia on 1/8).
- Black made two three-pointers for the first time in a game this season and first time since he had two against the Hokies in last year's ACC quarterfinals.
- Black scored 10 points, a season high and the ninth time in his career in double figures.
- Love scored a game-high 22 points, the sixth time he scored 22 points in a game this season.
- Carolina is 8-0 over the last two seasons when Love scores 20 or more points (6-0 this season).
- Love had a game-high five assists (against two turnovers which he committed on back-to-back possessions). UNC is 10-3 this season when Love has more assists than turnovers.
- Carolina shot 39.4% from the floor in the first half and 33.3% in the second, the first time it won when shooting under 40% in both halves since winning at Miami on 1/5/2021.

- Manek scored 12 of his 15 points in the second half.
- It was Carolina's 10th straight win holding the opponent under 70 points, the longest stretch since 2006-07 (25 in a row).
- Carolina shot 40% from three (10 of 25), the 10th time this season UNC shot at least 40% from three, but the first time in four games. The Tar Heels were 12 of 58 from three in the previous two games.

GAME 20: @UNC 58, BOSTON COLLEGE 47

- Carolina shot 29.1% from the floor, lowest in ever in a win. The previous low was 30.3% against William & Mary on 1/8/1957.
- UNC held Boston College to 16 points in the second half, fewest by an opponent since Northern Iowa scored 16 in the second half on 12/21/2016.
- Carolina held the Eagles to 47 points, fewest by an opponent this season and the fewest by an opponent in an ACC game since a 65-41 Tar Heel victory over Virginia on 2/18/2017.
- BC shot 21.4% from the floor in the second half, lowest in any second half by an opponent this season.
- Carolina's 58 points were the fewest in a UNC win since beating Virginia in Charlottesville, 54-51, on 2/25/2011.
- Carolina had lost the previous six times it scored fewer than 70 points and the previous 22 times it scored less than 60.
- It was the 11th straight win which UNC held the opponents to fewer than 70 points.
- Bacot had a game-high 18 rebounds, the fourth time in the last seven games he grabbed at least 17 boards.
- It was the 11th consecutive game Bacot had 10 or more rebounds but his double-double streak ended at 10 games (fourth-longest in UNC history and the longest since 1964-65) as he scored six points.
- Love (16) and Davis (13) were the only Tar Heels to score in double figures.
- This was the first time this season Leaky Black made a three-pointer in consecutive games.
- Black led UNC with five assists and had no turnovers. UNC is 8-0 this season when he has at least three assists.
- Black also tied his career high with three blocks and scored his 500th point.
- Walton made all three free throws on a shooting attempt in the first half. Those were his first free throw attempts of the season.
- BC's three-point percentage of .063 tied the third-lowest by an opponent in UNC history. It was the lowest since Louisville also shot 1 of 16 last season.
- BC had five assists, fewest by an opponent since Oklahoma State had five in Maui in 2016.
- The 105 points tied the fourth fewest combined points in the Smith Center and were the fewest since a 56-48 NC State win (104 combined) on 2/24/2015.
- Carolina's field goal percentage of .291 was the third lowest by UNC in the Smith Center.
- Carolina has won 14 of the last 15 games against the Eagles.

GAME 21: @UNC 100, NC STATE 80

- Carolina scored a season-high 100 points, most since scoring 101 against Notre Dame in the 2021 ACC Tournament.
- Carolina led for 39:06 and never trailed. This was the fourth time this season UNC did not trail in a game.
- UNC made a season-high 34 field goals.
- Carolina made a season-high 15 threes for the game. UNC set the season high with a three by Caleb Love with 15:30 to play.
- UNC shot 54.8% from the floor for the game, highest since shooting 56.4% at Georgia Tech.
- UNC scored a season-high 25 fastbreak points. Previous high was 19 vs. Elon. UNC had not scored in double figures since 11 at BC on Jan. 2.
- UNC made 10 threes in the first half, most in any half this season.
- The 15 threes equaled the seventh most in any game all-time by UNC and were the most since making 16 at Wake Forest in 2019.
- Carolina was 15 of 27 from three for 55.6%, second highest this season (.588 at Georgia Tech).
- Carolina made 20 field goals in the first half. UNC made 16 the entire game against BC in its previous game.
- The Tar Heels shot 62.5% from the floor in the first half, its highest in any first half this season and the highest in any half since 65.5% in the second half at Georgia Tech on Dec. 5.
- Bacot had a double-double with 18 points and 13 rebounds. It was his 11th in the last 12 games.
- Bacot had a career-high tying six blocks. He had six earlier this year at Charleston and six against Oregon as a freshman.
- Bacot scored his 1,000th career point. He became the 79th Tar Heel to score 1,000, extending UNC's NCAA record number of 1,000-point scorers.
- Manek made five threes and scored 17 points. It was his 12th straight game with a three and the third time he made at least five in a game this season.
- Love scored 21 points, the seventh time this year he scored 20 or more, had five assists (UNC 8-0) and tied his career-high with four three-pointers (sixth time overall, five times this season).
- This was the first time since 2019-20 Black made a three-pointer in three consecutive games. Black had four assists (UNC 9-0).
- Puff Johnson made his first three of the season and scored a career-high eight points and had a career-best six rebounds.
- Carolina scored 56 points in the first half, most in any first half this season.
- UNC led by 25 at the half, most since leading by 29 at BC on Jan. 2.
- Love and Davis combined for 38 points and nine assists with just two turnovers.
- Carolina tied its season-high nine blocks (also nine at Charleston).
- The Tar Heels have defeated NC State in 34 of the last 39 and 51 of the last 63 games .
- It was the sixth time UNC scored 100 or more points vs. NC State (101 in 1972, 100 and 104 in 1993, 107 in 2017, 113 in 2019 and 100 in this game).

GAME 22: UNC 90, @LOUISVILLE 83 (OT)

- Carolina won an overtime game, its first under head coach Hubert Davis, for the first time since beating Miami on 2/9/2019 in Chapel Hill.
- Bacot had 19 points, a career-high tying 22 rebounds and three steals. He became the third Tar Heel (with Billy Cunningham and Lennie Rosenbluth) to have three 20-rebound games in a season.
- It was Bacot's 13th consecutive game with 10 or rebounds.
- Black scored a season-high 13 points. He made three 3FGs for the first time since he hit four at Miami on 1/5/2021.
- Black made a three for the fourth straight game, his longest streak since six games in a row in 2019-20.
- Black had four assists (UNC 10-0 when he has three or more).
- Manek led UNC with four threes and 24 points, his fourth 20-point game as a Tar Heel and the 16th of his career. He also grabbed his 800th career rebound. His 10 field goals matched the second most in his career.
- Louisville made 15 threes, the most in a UNC win since Iona made 15 in the 2019 NCAA Tournament first round.
- Carolina scored zero fastbreak points (first time since a double-OT loss at Virginia Tech in 2020) and zero bench points (first time this season and first time in a win since 1998-99 against Georgia).
- There were 13 lead changes, which equaled the win over Brown for the most lead changes in a game this season.
- El Ellis came off the bench to lead Louisville with 25 points, all in the second half (20) and overtime (5).

GAME 23: DUKE 87, @UNC 67

- It was Carolina's first home loss in 13 games this season and ended a 14-game win streak at the Smith Center.
- Manek led UNC with 21 points, his second 20-point game in a row and fifth of the season.
- Manek made 6 of 10 three-pointers. The six threes tied the most by a Tar Heel this season.
- Manek scored 15 of Carolina's 28 points in the first half.
- Duke shot 57.6% from the floor, the highest percentage by an opponent this season.
- Bacot's double-figure rebound streak came to an end at 13 games. He had 12 points and five rebounds.
- Carolina had a season-low two second-chance points (previous low was five against Tennessee).
- Davis scored in double figures (11) for the sixth straight game.
- Carolina shot 31.3% from the floor in the first half and 51.9% in the second.
- Duke out-rebounded Carolina, 40-24. The 24 rebounds were a season low.
- Duke freshman AJ Griffin scored a game-high 27 points.

GAME 24: UNC 79, @CLEMSON 77

- Manek scored the game-winning field goal off an assist from Love with 3.1 seconds to play. It was Carolina's first game-winner with under five seconds remaining since Andrew Platek scored with 3.6 seconds to win 67-65 at Miami on 1/5/21.
- Carolina trailed by 11. The win tied the largest comeback win this season (also at Charleston on 11/16/21).

- Carolina shot 50% from the field, the third time an opponent shot 50% against Clemson this season (also Virginia and Syracuse).
- The Tar Heels shot 60.7% from the floor in the second half (17 for 28), the highest percentage shot by any team vs. the Tigers in the second half this season (Miami shot 60.0%).
- Bacot had his 18th double-double of the season with 24 points and 10 rebounds (36th career).
- Black scored all 11 of his points in the second half. It was his third double-figure scoring game in the last six games.
- Black hit a corner three with 3:57 to play to give UNC a 72-68 lead. He made a corner three in overtime a week ago to break an 81-81 tie in UNC's win at Louisville.
- Davis scored 16 points and had six assists and zero turnovers.
- Davis's 6/0 A/T/O were the most assists without a turnover in his two seasons as a Tar Heel.
- Walton scored seven points, most since he had 14 at Charleston on 11/16/21.
- Carolina led for 16:16. The only game this year UNC led for less time in a win was for 16:10 at Charleston.
- The Tar Heels have won nine of the last 12 at Littlejohn.
- Carolina kept alive a streak of never having lost three in a row to Clemson. The Tigers had won the previous two games, the fourth time UNC had ever dropped two straight to Clemson.

GAME 25: @UNC 94, FLORIDA STATE 74

- Carolina won its 10th ACC game, the 45th time in 68 seasons Carolina has won at least 10 regular-season ACC games.
- Carolina led by 40 points (64-24) 75 seconds into the second half. It was UNC's largest lead of the season and largest since the Notre Dame game in the 2021 ACC Tournament.
- The 94 points were the most scored against the Seminoles this season (previously 93 by Purdue).
- The Tar Heels led 18-0.
- It was the first time UNC opened with 18 straight points since 2/16/2019 at Wake Forest.
- FSU scored its first point on a free throw with 13:03 to play in the first half and its first field goal with 11:31 to play in the half.
- FSU missed its first 10 field goal attempts, the first time an opponent missed 10 or more to start a game since Charleston went 0 for 11 on 11/25/20.
- Carolina led 62-24 at the half. It was UNC's largest lead in any game since a 65-18 lead (47-point margin) over Florida Atlantic in the Smith Center on 12/19/2006.
- It was UNC's largest halftime lead in the Smith Center in 295 ACC games. Previous high was 33 over NC State in 2017.
- It tied UNC's third-largest halftime lead in the Smith Center in any game.
- First-half points per possession: UNC 1.55 (62 points on 40 possessions); FSU .62 (24 points on 39 possessions)
- UNC's 62 points were the most in a half since it scored 63 in the first at Elon on 11/9/2018.
- Carolina shot 55.2% from the floor for the game. UNC improved to 9-0 this season when shooting 50% from the floor.
- Carolina has shot 50% from the floor in consecutive games and three of the last five.
- Love made a career-high six threes, which equaled the most by a Tar Heel this season (Da-

vis vs. Brown, Manek vs. Duke and Tennessee).

- Love's previous high was four threes. He made five in the first half. It was the first time a Tar Heel made five in a half since Cole Anthony made five in the second at Syracuse in 2020.
- Love handed out a season-high six assists.
- Davis scored 16 points, his eighth consecutive game in double figures.
- Black had five assists, the third time this season and 13th career game he had five or more (UNC 11-2 in those games).
- Carolina had a season-high 22 assists (previous 21 at Georgia Tech).
- It was the first time this season UNC had three players with five or more assists (Love 6, Davis and Black 5).
- Bacot had 17 points and 14 rebounds for his 19th double-double in 25 games this season and the 37th of his career.
- Bacot had 14 rebounds, his 20th game this season with double-digit rebounds. There have only been six seasons when a Tar Heel had more.
- Manek (16 points) passed the 1,800-point mark. He has 1,803 in 123 college games.
- Walton scored nine points, most since he had 14 at Charleston in November. Walton scored 16 in the last two games.
- Styles scored a season-high eight points and four rebounds.
- Carolina has won seven straight vs. the Seminoles in the Smith Center.
- It was Carolina's largest win in the series since an 83-62 win in the 2013 ACC Tournament.

GAME 26: PITTSBURGH 76, @UNC 67

- The Panthers led 40-23 at the half. The 17-point deficit tied the third-largest for UNC in the Smith Center and was the largest since 1/4/2020 when Georgia Tech led 47-27.
- Carolina shot 27.6% from the floor in the first half, its lowest field goal percentage in a half at home this season.
- The Tar Heels then doubled their field goal percentage in the second half when they shot 55.2% from the floor.
- Pittsburgh scored 20 points off 10 UNC turnovers in the first half.
- The Panthers scored only two points off turnovers in the second half when UNC outscored Pitt by eight.
- The 22 points off turnovers were the most by an opponent since Miami scored 30.
- Carolina scored a season-high 24 points off 18 Pittsburgh turnovers. The 18 turnovers were the most forced by UNC this season.
- Bacot had eight rebounds to move past 800 career (804).
- Walton made three three-pointers and scored 11 points. It was the first time he made three or more 3FGs in a game and scored in double figures since he made four threes and totaled 14 points at Charleston on November 16.
- Black had 11 points, the fourth time in the last eight games he scored in double figures.
- Manek had 12 points and 10 rebounds for his second double-double as a Tar Heel and 10th of his career.
- Pittsburgh shot 60% from the floor in the first half, highest by an opponent in the first half since Brown shot 60% in the second game of the season.
- The Panthers made 10 of 17 three-pointers, the highest percentage (.588) by an opponent this season.
- Carolina led 5-0, its largest lead in a loss this

season.

HEAD COACH HUBERT DAVIS



Hubert Davis was named the 20th head coach of the University of North Carolina men's basketball program on April 5, 2021. Davis became the fourth former Tar Heel player to become UNC's head coach and the first Black head coach in Carolina men's basketball history.

Davis played for Dean Smith at Carolina from 1988-92 and was an assistant coach on Roy Williams' UNC staff from 2012-21. He played a key role coaching, recruiting and scouting and was the head coach of the UNC junior varsity program, a position Williams held before becoming the head coach at Kansas in 1988, for six seasons from 2013-19.

"In 1987-88, I went with Coach Dean Smith into Hubert Davis's home," says Roy Williams. "Coach Smith said, 'I don't know if you're ever going to be able to play here, Hubert, and I don't want to do this.' I got in the car with Coach and I said, 'Coach, I think he'll play more than you think he will because I think he's so competitive and so driven.' Hubert told Coach Smith, 'You'll never know unless you give me a chance.' Coach Smith a couple days later called him and said, 'I listened to what you said and I'm going to offer you a scholarship to North Carolina.' Hubert committed to Coach Smith right then.

"Hubert Davis was an overachiever as a basketball player. He was a McDonald All-American and he ended up scoring 1,600 points at North Carolina. Hubert was an overachiever who also became a first-round draft choice. Hubert Davis was an overachiever who also played 12 years in the NBA. I've never known a finer person in my entire life, who has a switch he turns on and can be as competitive as anybody around. Hubert Davis will not be an overachiever as a coach to me because I think he's going to be great. He is the finest young man I've ever known in my life." In his nine seasons on the bench with Williams, the Tar Heels played in eight NCAA Tournaments, advanced to the Final Four and national championship games in 2016 and 2017 and won the NCAA title in 2017. The Tar Heels went 228-95, including 107-60 in Atlantic Coast Conference regular-season play, winning the regular-season ACC title in 2016, 2017 and 2019 and an ACC Tournament title in 2016.

Carolina earned three No. 1 seeds and a No. 2 seed in the NCAA Tournament in those nine seasons. The four-year run from 2016-19 was the best four-year NCAA seed average in UNC basketball history.

Davis helped coach 14 players who have played in the NBA, including 10 first-round draft picks – Cole Anthony, Tony Bradley, Reggie Bullock, P.J. Hairston, Justin Jackson, Brice Johnson, Cameron Johnson, Nassir Little, Day'Ron Sharpe and Coby White.

Brice Johnson and Jackson were consensus first-team All-America and first-team All-ACC selections; Jackson was the 2017 ACC Player of the Year and Cameron Johnson earned first-team All-ACC honors.

Jackson and Cameron Johnson rank one-two in UNC single-season history in three-pointers. Johnson transferred to UNC from Pittsburgh and blossomed into the 11th pick in the first round of the 2019 NBA Draft.

Davis also coached Marcus Paige, who earned first-team All-America honors as a sophomore in 2014 and set the UNC career record with 299 three-pointers, and Joel Berry II, the 2017 Final Four Most Outstanding Player.

Anthony set the ACC record for most points in a college debut and had the second-highest single-season scoring average by a Tar Heel freshman.

White set the UNC single-season record for most threes by a freshman

and became the seventh pick in the first round of the 2019 NBA Draft.

Prior to beginning his coaching career, Davis worked for seven years with ESPN as an analyst and co-host of the College GameDay program.

Born in Winston-Salem, N.C., Davis grew up in Burke, Va., where he attended Lake Braddock High School, the same high school UNC and US Soccer star Mia Hamm attended. Davis was a high school football teammate of future Olympic 110 hurdles gold medalist Allen Johnson.

Davis played in 137 games as a Tar Heel from 1988-92, during which time UNC went 102-37, won the 1989 and 1991 ACC Tournaments and played in the 1991 Final Four. He scored 1,615 points, an average of 11.8 per game. He still holds the UNC record for career three-point percentage at .435 (197 of 453). He scored in double figures 80 times with 23 games scoring 20 or more points.

He scored in double figures in each of his last eight NCAA Tournament games, averaging 18.5 points in those games. That included 19 against Temple in the 1991 NCAA East Regional final and 25 against Kansas (coached by Williams) in the 1991 Final Four.

Davis averaged 21.4 points and earned second-team All-ACC honors as a senior. He scored in double figures in 32 of 33 games that season, including 20 games with 20 or more points and 30 or more in four games. He netted a career-high 35 points at Duke on March 8, 1992. That 35-point game was part of a seven-game stretch late in the season in which he averaged 28.7 points.

The New York Knicks selected Davis with the 20th pick in the first round of the 1992 NBA Draft. He played 12 seasons in the NBA, scoring 5,583 points, an average of 8.2 per contest. He made 728 three-point field goals and is currently third in NBA history in three-point percentage at .441.

Davis averaged double-figure scoring in four different seasons – a career-high 11.1 with Dallas in 1997-98 and with the Knicks in 1993-94 (11.0), 1994-95 (10.0) and 1995-96 (10.7).

He scored a career-high 32 points twice – as a second-year pro with the Knicks vs. Minnesota and in 2000 with Dallas against Seattle.

In 1993-94, he was fourth on the Knicks in scoring behind Patrick Ewing, John Starks and Charles Oakley as New York won 57 games and advanced to the NBA Finals, where they took Hakeem Olajuwon, Clyde Drexler and Kenny Smith to seven games (Doc Rivers and Greg Anthony were also Knicks that season).

He shot 40 percent or better from three-point range in eight seasons, including 1999-2000, when he led the NBA with a career-best 49.1 percent as a Maverick.

Davis shot 80 percent or better from the free throw line nine times. He connected on 83.7 percent of his career free throw attempts.

Davis played for NBA head coaches Pat Riley, Don Nelson, Jim Clemons, Leonard Hamilton, Doug Collins, Rick Carlisle and Larry Brown. His NBA teammates included Anthony, Chauncey Billups, Ewing, Michael Finley, Richard Hamilton, Michael Jordan, Jason Kidd, Steve Nash, Dirk Nowitzki and Rivers.

Davis graduated from UNC in 1992 with a degree in criminal justice. He and his wife, Leslie, have three children – Elijah, Gracie and Micah. Elijah will be playing basketball this season at the University of Lynchburg.

Hubert's uncle, Walter, starred at UNC from 1973-77 and was a six-time NBA All-Star. He was the NBA Rookie of the Year in 1978 with the Phoenix Suns, who retired his jersey.



HUBERT DAVIS AT CAROLINA

Years	GP	FG	FG%	3FG	3FG%	FT	FT%	REB	AVG	PF	A	TO	BL	ST	PTS	AVG
1988-89	35	44-86	.512	4-13	.308	24-31	.774	27	0.8	10	9	12	1	3	116	3.3
1989-90	34	111-249	.446	44-111	.396	59-74	.797	60	1.8	42	52	31	6	33	325	9.6
1990-91	35	161-309	.521	64-131	.489	81-97	.835	85	2.4	35	66	37	9	30	467	13.3
1991-92	33	241-474	.508	85-198	.429	140-169	.828	76	2.3	42	52	45	7	42	707	21.4
Totals	137	557-1118	.498	197-453	.435	304-371	.819	248	1.8	129	179	125	23	108	1615	11.8

HUBERT DAVIS IN THE NBA

Years	GP	FG	FG%	3FG	3FG%	FT	FT%	REB	AVG	PF	A	TO	BL	ST	PTS	AVG
1992-2004 (12)	685	2108-4600	.458	728-1651	.441	639-763	.837	1045	1.5	1011	1172	646	44	297	5583	8.2

New York Knicks 1992-96, Toronto Raptors 1996-97, Dallas Mavericks 1997-2001, Washington Wizards 2001-02, Detroit Pistons 2002-04, New Jersey 2004

TV/RADIO QUICK FACTS



0 ANTHONY HARRIS (Sophomore, Woodbridge, Va.)

- unavailable to play the rest of this season
- averaged 2.6 points in 11.9 minutes over the first 15 games
- scored a season-high six points vs. Elon and Kentucky
- suffered two season-ending knee injuries, one as a high school senior and one as a freshman in 2019-20



15 ROB LANDRY (Sophomore, Greensboro, N.C.)

- first season on the varsity
- played on the JV team in 2019-20
- earned a perfect score on the ACT
- his father, Pearce, played for UNC 1993-95 (captain), including the 1995 Final Four



1 LEAKY BLACK (Senior, Concord, N.C.)

- scored in double figures in four of last eight games
- joined Worthy, Lynch, Manuel, Noel and Green as only Tar Heels w/500 points, 400 rebounds, 200 assists, 100 steals, 50 blocks
- Carolina is 11-0 this season when he has three or more assists (had five against Florida State)



22 JUSTIN MCKOY (Junior, Raleigh, N.C.)

- not in uniform vs. Pittsburgh due to left knee soreness
- hit three-pointer against former school in 1/8 win over Virginia
- Raleigh native attended Panther Creek High School in Cary
- played two seasons at the University of Virginia
- career-high 11 points as a Cavalier vs. San Francisco



2 CALEB LOVE (Sophomore, St. Louis, Mo.)

- Made a career-high six three-pointers against Florida State
- 4th in the ACC in three-point percentage
- Carolina is 9-0 in two seasons when he scores 20 points
- Coached in high school by Justin Tatum, father of Boston Celtic Jayson Tatum




24 KERWIN WALTON (Sophomore, Hopkins, Minn.)

- averaging 9.0 points in the last three games with three straight ACC scoring highs
- set UNC freshman 3FG percentage record a year ago (.420)
- career-high five three-pointers last season vs. Louisville
- Earned Academic All-ACC honors as a freshman with RJ Davis



3 DONTREZ STYLES (Freshman, Kinston, N.C.)

- season-high eight points in 15 minutes vs. Florida State
- made 12 of his last 22 shots from the floor
- attended Kinston High School, same school as former Tar Heels Jerry Stackhouse and Reggie Bullock




25 CREIGHTON LEBO (Sophomore, Greenville, N.C.)

- attended the Greenfield School in Wilson, N.C., the same school as UNC alum/Chicago Bull Coby White
- scored six points in seven games as a freshman
- Jeff Lebo (dad) is UNC assistant, played here 1985-89




4 RJ DAVIS (Sophomore, White Plains, N.Y.)

- career-long eight-game double-figure scoring streak came to an end against Pittsburgh (three points)
- seven assists vs. Furman is season high by a Tar Heel
- has 1.9 assist/turnover ratio
- 2022 CoSIDA Academic All-District 3 selection




30 JACKSON WATKINS (Junior, Richmond, Va.)

- first season on the varsity
- scored first point vs. NC State to give UNC 100 for the game
- played on the JV team in 2019-20
- Born in Houston but attended the Collegiate School in Richmond, Va.




5 ARMANDO BACOT (Junior, Richmond, Va.)

- leads the ACC in double-doubles, rebounding
- fourth in the nation with 19 double-doubles
- 13 straight games 10+ rebounds was third-longest UNC streak and 10 consecutive double-doubles were the most by Tar Heel since 1964-65




34 DUWE FARRIS (Junior, Charlotte, N.C.)

- second season on the varsity after playing on the JV team in 2019-20
- scored his first point as a Tar Heel vs. Loyola
- is a fourth-generation UNC student-athlete




11 D'MARCO DUNN (Freshman, Tucson, Ariz.)

- season-high six points at Boston College
- first career 3FG vs. UNC Asheville
- moved from Arizona to Fayetteville, N.C., for his final two seasons of high school
- both parents are members of the U.S. Armed Services




35 RYAN MCADOO (Senior, Boca Raton, Fla.)

- third season on the active roster after transferring after freshman season at Florida Gulf Coast
- played in 34 games as a Tar Heel
- Bob McAdoo (dad) is a Naismith Hall of Famer



13 DAWSON GARCIA (Sophomore, Prior Lake, Minn.)

- returned to Minnesota Jan. 24 due to several family illnesses and will not return to the team the rest of this season
- Second player in last six seasons (w/Cameron Johnson) to score 20 points both against UNC and for the Tar Heels (24 playing for Marquette, 26 vs. Purdue)



45 BRADY MANEK (Graduate, Harrah, Okla.)

- one of two ACC players in the top 10 in field goal and three-point percentages
- scored game-winner with 3.1 seconds to play at Clemson
- 293 career 3FGs (only one Tar Heel, Marcus Paige, made more)
- has 17 career 20-point games



14 PUFF JOHNSON (Sophomore, Moon Township, Pa.)

- career highs in minutes (17), field goals (3), points (8) and rebounds (6) vs. NC State
- toe injury last year, hip flexor/ankle in 2021-22
- younger brother of Cameron Johnson, who played for Carolina from 2017-19 and is a Phoenix Sun



0 – ANTHONY HARRIS

6-4, 195, Red-Shirt Sophomore Guard, Woodbridge, Va.



Is unavailable to play in games the rest of this season • Will continue to practice and participate in team activities • Scored 122 points in 35 games as a Tar Heel • Scored in double figures twice (14 vs. UCLA in Las Vegas in 2019-20 and 10 vs. NC State in 2020-21).

2021-22: Averaged 2.6 points in 11.9 minutes per game (16.0 minutes over his last five games) • Scored five points in each of his last two games against Notre Dame and Virginia • Made three-pointers in both games, the first time since his freshman season he made threes in consecutive games • Three-pointer at Notre Dame was his

first since 11/20 • Played a career-high 18 minutes vs. the Irish • Matched his season high with six points vs. Kentucky • Career-best 6 for 6 from the line for a season-high six points vs. Elon • Played 14 solid minutes in the win at Georgia Tech, helping to limit Michael Devoe, the nation's leading scorer, to four points when he was on the floor • Scored five points against Purdue.

2020-21: Averaged 3.2 points in 10.9 minutes per game • Had 20 assists and 11 turnovers • Was 9 for 18 from the floor in the four postseason games • Top scoring games were 10 against NC State, eight vs. Notre Dame in Greensboro, six vs. Louisville and six vs. Wisconsin • Had three assists four times • Had the second-highest assists per 40 minutes on the team (4.6) behind only starting point guard Caleb Love • Averaged 5.0 points and 1.7 assists in the ACC Tournament.

2019-20: Did not play in the first eight games due to a left knee injury he suffered in high school, then played in five straight games from December 8 (at Virginia) through December 30 (Yale) • Suffered a torn right ACL against Yale on 12/30/19 • Had surgery on 1/6/20 • Was plus-41 and averaged 9.3 points against Gonzaga, UCLA and Yale • Had six points in 13 minutes and was a team-high plus 10 against Yale before being injured • Season-high 14 points, all in the second half, in UNC's win over UCLA • Scored eight straight Tar Heel points in a 10-2 run that extended UNC's lead from four to 12 • Was plus 15 against the Bruins • Also won his first defensive player of the game award • Eight points in 14 minutes at Gonzaga • Saw his first action on 12/8/19 at Virginia, scoring four points in six minutes • First game action since injuring his left knee as a high school senior on 12/1/18.

Prep: Played at Paul VI Catholic High School in Fairfax, Va., for Coach Glenn Farello • Missed most of his senior season due to a knee injury • Averaged 12.9 points his junior year • Played for Team Takeover in the EYBL with Armando Bacot • Averaged 8.2 points per game, shooting 43 percent from three-point range • Won of the 2018 EYBL Peach Jam Classic • Won the WCAC regular season championship with Paul VI Catholic his junior year.

Personal: Born Anthony Jy'el Harris on July 6, 2000, in Washington, D.C. • Is the son of Anthony and Meecha Harris • Majoring in exercise and sports science/sports administration.

2021-22	FG	3FG	FT	REB	PF	PTS	A	TO	B	S	MP
Loyola Maryland	0-1	0-0	0-0	0-0-0	1	0	0	2	0	0	6
Brown	0-0	0-0	0-0	0-0-0	0	0	0	0	0	0	3
at Charleston				DNP							
vs. Purdue	2-4	1-1	0-0	0-1-1	1	5	0	2	0	0	14
vs. Tennessee	0-0	0-0	0-0	0-0-0	2	0	0	0	0	0	13
UNC Asheville	0-0	0-0	0-0	0-0-0	2	0	1	1	0	0	11
Michigan	1-1	0-0	0-0	0-0-0	1	2	0	0	0	0	2
at Georgia Tech	1-2	0-0	0-0	0-0-0	2	2	1	0	0	0	14
Elon	0-4	0-1	6-6	1-1-2	0	6	0	0	0	0	11
Furman	1-3	0-0	0-0	0-0-0	2	2	1	0	0	0	13
vs. Kentucky	2-3	0-0	2-2	0-1-1	2	6	1	2	0	0	16
App State	1-2	0-0	0-1	1-0-1	0	2	2	0	0	1	15
at Boston College	1-2	0-1	0-0	0-0-0	2	2	2	2	0	0	15
at Notre Dame	2-3	1-1	0-0	0-0-0	2	5	0	1	0	0	18
Virginia	2-2	1-1	0-0	0-0-0	0	5	1	1	0	1	16

Year	GP-GS	Min.	Ave.	HARRIS'S STATS															
				FGM-A	Pct.	3FGM-A	Pct.	FTM-A	Pct.	Off	Def	Reb	Ave.	A	TO	B	S	Pts	Ave.
2019-20	5-0	61	12.2	12-22	.545	3-7	.429	7-8	.875	3	2	5	1.0	3	2	0	4	34	6.8
2020-21	16-0	174	10.9	19-43	.442	4-16	.250	9-17	.529	6	10	16	1.0	20	11	0	9	51	3.2
2021-22	14-0	167	11.9	13-27	.481	3-5	.600	8-9	.889	2	3	5	0.4	9	11	0	2	37	2.6
Totals	35-0	402	11.5	44-92	.478	10-28	.357	24-34	.706	11	15	26	0.8	32	24	0	15	122	3.5



1 – RECHON “LEAKY” BLACK

6-8, 200, Senior, Forward, Concord, N.C.



Career: Sixth Tar Heel to amass 500 points, 400 rebounds, 200 assists, 100 steals and 50 blocks with James Worthy, George Lynch, Jackie Manuel, David Noel and Danny Green.

Made 84 starts in 109 games • Assist/error ratio of 1.9 to 1 (242 assists/129 turnovers) • Career highs include 16 points at Miami on 1/5/21, 11 rebounds against UNC Asheville on 11/23/21 and nine assists vs. Duke on 2/8/20 • Scored in double figures 12 times • Made multiple steals in 30 games • Five or more assists 13 times (UNC 11-2 in those games).

2021-22: Averaging 27.7 minutes a game (35.3 in the last eight games), primarily at small forward (also has played the point and the 4) • Second on the team in plus/minus at +194 • Has led UNC in plus/minus seven times (five wins) • Carolina is 11-0 when he has three or more assists • Leads UNC in assist/TO ratio (3.0) with 62 assists/21 turnovers • Made 23 of 27 free throws (.852) • Scored 67 points with 37 rebounds and 26 assists (23 of 37 FG) in the last eight games after scoring 32 points in the previous 12 games • Is 10 for 19 from three-point range in the last eight games (was 2 for 10 in his first 17 games this season) • Scored in double figures four times in the last eight games.

Hit two threes and scored 11 points vs. Pittsburgh, the third time this season he made multiple threes in a game • Matched his season high with five assists against Florida State • Scored all 11 of his points in the second half, including a 3FG with 3:57 to play that gave UNC a 72-68 lead in the win at Clemson • Season-high 13 points in nearly 45 minutes in the OT win at Louisville • Season-best 3 for 3 from three, had four assists without a turnover and played outstanding defense vs. the Cards • Broke an 81-81 tie with a corner three with 2:10 to play in OT that gave Carolina the lead for good • Helped limit NC State's Dereon Seabron to two points on 1 of 6 shooting and was plus 28 in 100-80 win over NC State • Carolina's best all-around player in the home win over Boston College as he scored eight points with a game-high five assists, no turnovers, tied his career-best with three blocks and was a game-high plus 12 • Opened the scoring vs. the Eagles with a three, marking the first time this season he hit a three in consecutive games • First time in double figures this season with 10 points, five rebounds and three steals in home win over Virginia Tech • Made two threes for the first time since he made two vs. the Hokies in the 2021 ACC quarterfinals • Was a plus 23 in 20 minutes in the home win over Georgia Tech • Had four assists, no turnovers and helped limit ACC-leading scorer Michael Devoe to just two points • Led UNC with five assists at Boston College • Tied his season high with nine rebounds and led UNC with a +18 against Furman • Led UNC with eight rebounds and three assists vs. Elon • Helped limit Devoe, who was leading the nation in scoring, to nine points in UNC's win at Georgia Tech • Exceptional defensive effort vs. Michigan, helping limit Caleb Houston to 2 of 9 FG and no assists, three turnovers • Game-high +29 vs. the Wolverines • Career-high 11 rebounds (four offensive) and nine points vs. UNC Asheville • Four assists and led UNC with a +25 in opener vs. Loyola • Did not play against Purdue due to a non-Covid-related illness.

2020-21: Second on the team in plus/minus at plus 116 • Second in the ACC in assist/turnover ratio in league games (2.8 on 53 assists/19 turnovers) • Led UNC in assist-error ratio in all games at 1.9 • Had 51 assists and 21 turnovers in UNC's 18 wins (19/16 in the 11 losses) • Led UNC and was eighth in the ACC with 53 assists in league play (3.3 per game) • Season-high eight assists vs. Wake Forest and seven in the win over Syracuse • Won two defensive player of the game awards (UNLV and NCCU) • Scored in double figures four times (16 at Miami, 12 at Duke, 10 vs. Stanford and 10

2021-22	FG	3FG	FT	REB	PF	PTS	A	TO	B	S	MP
Loyola Maryland•	1-2	0-0	0-0	1-3-4	0	2	4	1	0	0	21
Brown•	2-4	0-1	3-4	1-3-4	3	7	3	1	1	0	19
at Charleston•	2-4	0-0	0-0	0-4-4	1	4	3	2	2	0	33
vs. Purdue	DNP - illness										
vs. Tennessee•	1-3	0-0	0-0	0-2-2	3	2	1	0	0	2	19
UNC Asheville•	2-5	0-0	5-6	4-7-11	2	9	0	1	0	0	24
Michigan•	2-4	0-1	1-1	2-3-5	0	5	3	0	1	1	33
at Georgia Tech•	2-2	0-0	1-1	0-2-2	2	5	1	1	0	1	28
Elon•	0-0	0-0	2-2	3-5-8	1	2	3	2	1	1	27
Furman•	4-5	1-1	0-0	0-5-5	1	9	1	0	0	1	31
vs. Kentucky•	1-4	0-2	0-0	0-1-1	0	2	1	0	0	0	27
App State•	1-6	1-2	0-0	1-4-5	1	3	1	1	0	0	24
at Boston College•	0-0	0-0	0-0	0-6-6	2	0	5	1	1	1	23
at Notre Dame•	2-5	0-0	0-0	1-6-7	2	4	2	1	0	0	30
Virginia•	0-0	0-0	0-0	0-2-2	0	0	2	1	1	0	24
Georgia Tech•	1-3	0-1	0-0	1-1-2	2	2	4	0	0	1	20
at Miami•	0-2	0-1	0-0	2-1-3	1	0	2	0	0	0	11
at Wake Forest•	0-2	0-1	0-0	1-0-1	3	0	0	2	0	1	16
Virginia Tech•	3-5	2-4	2-2	2-3-5	3	10	2	1	1	3	34
Boston College•	2-3	1-1	3-4	2-2-4	1	8	5	0	3	0	38
NC State•	2-4	1-3	0-0	0-4-4	3	5	4	3	1	0	36
at Louisville•	4-4	3-3	2-2	1-4-5	2	13	4	0	0	1	42
Duke•	2-4	0-0	0-1	1-5-6	2	4	2	1	2	0	37
at Clemson•	4-7	1-4	2-2	1-3-4	2	11	2	0	1	2	34
Florida State•	2-2	0-0	1-1	1-2-3	0	5	5	1	0	1	25
Pittsburgh•	4-8	2-4	1-1	2-4-6	2	11	2	1	1	1	36
at Virginia Tech											
Louisville											
at NC State											
Syracuse											
Duke											

at Georgia Tech) • Grabbed 10 rebounds against UNLV and Texas and nine at Iowa and Miami • Led UNC in steals with 36 • Made at least one steal in 24 games and had multiple steals 10 times • UNC went 6-3 when he scored eight points or more, 5-1 when he hit a 3FG and 5-1 when he made at least 50 percent of his shots from the floor.

2019-20: Started 31 games – 25 at small forward and six at the point • Led the team with 40 steals and was second in assists with 83 • Scored in double figures four times with a then-career-high 14 points against Syracuse in the ACC Tournament, three 3FGs at Virginia Tech, 10 rebounds at Notre Dame and nine assists at home vs. Duke.

2018-19: Sprained his left ankle in the Georgia Tech game on 1/29 and did not play in the next 13 games • Played valuable minutes and was on the floor for his defense in the latter stages of the win at NC State • Five rebounds and four assists at Pitt • Five points, two assists, two steals and was Carolina's defensive player of the game vs. Harvard • Had five points, two assists and no turnovers in a season-high 18 minutes against UCLA • Was 4 for 4 from the floor against Stanford • Tied for the team lead with five assists and added eight points, six rebounds at Elon.

Personal: Born Rechon Malik Black on June 14, 1999, in Concord • Son of Chon and Carla Black • Given the nickname “Leaky” by his grandmother, due to his middle name, Malik • Majoring in exercise and sport science/sports administration.

Year	GP-GS	Min.	Ave.	BLACK'S STATS				FTM-A	Pct.	Off	Def	Reb	Ave.	A	TO	B	S	Pts	Ave.
				FGM-A	Pct.	3FGM-A	Pct.												
2018-19	23-0	239	10.4	23-49	.417	5-12	.417	6-7	.857	10	39	49	2.1	27	15	4	14	57	2.5
2019-20	32-31	954	29.8	80-223	.359	16-63	.254	32-46	.696	45	116	161	5.0	83	56	25	40	208	6.5
2020-21	29-28	796	27.4	58-158	.367	10-45	.222	36-52	.692	39	104	143	4.9	70	37	10	36	162	5.6
2021-22	25-25	693	27.7	44-88	.500	12-29	.414	23-27	.852	27	82	109	4.4	62	21	16	17	123	4.9
Totals	109-84	2682	24.6	205-518	.396	43-149	.289	97-132	.735	121	341	462	4.2	242	129	55	107	550	5.0



2 - CALEB LOVE

6-4, 195, Sophomore, Guard, St. Louis, Mo.



Career: Averaging 12.7 points and 3.6 assists in 55 games • Is 15th in UNC history in free throw percentage (.821) • Carolina is 10-2 when he makes 50 percent of his shots from the floor and 9-0 when he scores 20 or more points.

2021-22: Leads UNC in assists (94), three-pointers (59), three-point percentage (.413), free throw percentage (.832) and steals (31) and is second in scoring (15.1) • Fourth in the ACC in three-point percentage, fifth in free throw percentage, seventh in three-pointers made per game (2.3) eighth in assists and 12th in scoring.

Led UNC in scoring nine times (UNC 8-1) • Scored 20 or more points seven times (UNC 7-0) • Averaging 16.6 points, shooting 47.5% from three and has 75 assists/46 turnovers in UNC's wins and 11.8 ppg, 26.2 3FG% and has 19 assists/26 turnovers in the losses • Made multiple three-pointers 18 times (UNC 15-3) • Career-high six threes vs. Florida State and made four five times • Has more assists than turnovers 17 times (UNC 14-3) • UNC is 10-0 when he has five or more assists • Made 50 percent or better from the floor eight times (UNC 6-2) • Averaging a team-high 32.6 minutes • Team captain with Armando Bacot and RJ Davis.

Made career-high six threes in eight attempts and led UNC in scoring and assists (6) vs. Florida State • Made five threes in the first half as UNC built a 38-point lead over the Seminoles • Hit a go-ahead three with 36 seconds to play, then drove and dished an assist to Brady Manek for the game-winning basket with 3.1 seconds to play in the 79-77 win at Clemson • Scored 14 of his 16 points and had five assists in the second half and overtime in the win at Louisville • Opened the extra period with a three and made 5 of 6 free throws in OT (was 9 for 10 FT for the game) • Led UNC with 21 points and five assists vs. NC State, the third straight game (all wins) he led UNC in scoring • Tied his career high for the sixth time with four 3FGs • Scored 13 second-half points and had game highs in points (22) and assists (5) in home win over Virginia Tech • Tied his career high with four threes and added five assists, only one turnover vs. Virginia • Tied his career-high with four 3FGs and scored game-high 22 at Boston College • Made 7 of 11 from the floor vs. the Eagles, his best single-game FG% as a Tar Heel (.636) • Against Elon he made four threes and scored 22 points for the second straight home game • Complete game at Georgia Tech, scoring 17 points with six rebounds, five assists and three steals • Attempted a season-high 18 field goals in a season-high 36 minutes • UNC shot 65.5 percent in the second half vs. the Yellow Jackets • Scored 12 of his game-high 22 points and had all four of his game-high assists in the second half in the win over No. 24 Michigan • Tied career highs in field goals (9) and three-pointers (4) vs. the Wolverines • Led a UNC offense that committed only six turnovers for the game and shot 58.1 percent from the floor in the second half • Scored 18 second-half points in the win at Charleston • Made a career-high 10 free throws in 12 attempts at Charleston • Led all scorers with 22 points in opener vs. Loyola.

2020-21: ACC All-Freshman team • Led UNC in assists (104) and was second in scoring (10.5 per game), steals (34) and three-pointers (34) • Two-time ACC Freshman of the Week (for his play against Wake Forest/NC State and at Duke) • One of three players to win Freshman of the Week multiple times and the only player to do twice during conference play • Led UNC in scoring five times (UNC went 4-1 in those games) • Averaged 11.8 ppg in UNC's 18 wins • Scored in double figures 16 times with a high of 25 at Duke • Scored in double figures in six of the last seven games • Season-high four three-pointers at Duke • Made 13 threes in the last six games • Had more assists than turnovers in 14 games • Season-high nine assists vs. Northeastern and an ACC-best seven in both games against Duke • Was ninth in the ACC in assists in league play • Led the team in field goal and

2021-22	FG	3FG	FT	REB	PF	PTS	A	TO	B	S	MP
Loyola Maryland•	7-13	2-6	6-10	0-2-2	3	22	2	0	0	2	31
Brown•	3-9	2-4	5-6	0-2-2	2	13	5	1	0	0	37
at Charleston•	6-14	0-2	10-12	0-7-7	3	22	6	4	1	0	33
vs. Purdue•	7-16	2-7	2-3	0-3-3	0	18	4	3	1	1	36
vs. Tennessee•	3-8	2-5	4-4	0-2-2	1	12	3	2	0	0	31
UNC Asheville•	2-5	0-1	0-0	0-6-6	0	4	5	2	0	2	33
Michigan•	9-16	4-7	0-0	0-4-4	2	22	4	2	0	3	33
at Georgia Tech•	7-18	3-5	0-0	1-5-6	0	17	5	1	0	3	36
Elon•	7-14	4-7	4-4	0-5-6	2	22	1	4	0	3	35
Furman•	3-10	2-5	2-2	1-5-6	0	10	4	2	0	2	33
vs. Kentucky•	2-8	0-2	4-4	0-2-2	2	8	0	4	0	0	28
App State•	4-8	2-5	1-1	1-1-2	4	11	5	6	0	0	25
at Boston College•	7-11	4-6	4-4	0-4-4	0	22	2	0	0	1	26
at Notre Dame•	6-12	3-6	0-0	0-2-2	3	15	0	4	1	2	33
Virginia•	6-13	4-9	0-0	1-2-3	0	16	5	1	0	2	38
Georgia Tech•	4-10	3-5	3-4	0-1-1	3	14	3	6	0	0	29
at Miami•	2-12	1-5	0-0	0-3-3	1	5	3	2	1	0	30
at Wake Forest•	3-15	1-6	2-2	0-4-4	1	9	3	4	0	0	30
Virginia Tech•	5-14	3-8	9-11	0-2-2	0	22	5	2	0	1	35
Boston College•	5-17	2-4	4-6	0-1-1	2	16	2	1	0	1	34
NC State•	6-16	4-6	5-5	0-0-0	1	21	5	1	0	2	27
at Louisville•	3-18	1-6	9-10	0-5-5	1	16	6	4	0	2	39
Duke•	3-10	1-5	1-2	1-1-2	4	8	4	4	0	0	32
at Clemson•	4-12	2-7	0-0	0-2-2	3	10	4	5	1	1	37
Florida State•	6-12	6-8	0-0	1-2-3	2	18	6	4	1	2	29
Pittsburgh•	7-14	1-6	4-5	0-2-2	3	19	2	3	0	1	38
at Virginia Tech											
Louisville											
at NC State											
Syracuse											
Duke											

three-point attempts • Took 90 more field goal attempts than any other Tar Heel • Made at least 50 percent of his field goal attempts four times (Wake Forest, Duke twice and Louisville) • Second on the team in free throw percentage (.808) • Shot 82.1 percent from the FT line in the 18 wins.

Prep: The 2020 Missouri Gatorade High School Player of the Year • Mr. Show-Me Basketball and Class 5 Player of the Year by the Missouri Basketball Coaches Association • Selected to play in the 2020 McDonald's All-American Game, Jordan Brand Classic, Iverson Classic and Nike Hoop Summit • First-team all-state and two-time conference player of the year • St. Louis Post-Dispatch's Metro Player of the Year • Played for Coach Justin Tatum (the father of Boston Celtic Jayson Tatum) at Christian Brothers College High School in St. Louis • Led the school to the 2020 state semifinals before the season was cut short due to the pandemic • As a senior, averaged 26.3 points, 6.5 rebounds and 3.1 assists • Scored a career-best 42 points as a senior against East St. Louis High School, the defending Illinois 3A state champions • That was one of three 40-point games • As a junior, led Christian Brothers to the state finals while averaging 19.4 points • Second player from Christian Brothers to earn McDonald's All-America honors (first since Larry Hughes, who played at Saint Louis University, in 1997) • Joined Hughes as the only players in school history to surpass 2,000 career points • Helped Christian Brothers win four district and two conference titles • Took part in minicamps for the 2019 USA Basketball Men's Junior National Team.

Personal: Born Caleb Khristopher Love on Sept. 27, 2001, in St. Louis, Mo. • Son of Dennis Love and Alecia Thompson • His dad played college football • Honors student • Also played football, bowls and plays mini-golf.

Year	GP-GS	Min.	Ave.	LOVE'S STATS											Pts	Ave.			
				FGM-A	Pct.	3FGM-A	Pct.	FTM-A	Pct.	Off	Def	Reb	Ave.	A			TO	B	S
2020-21	29-26	806	27.8	104-329	.316	34-128	.266	63-78	.808	11	64	75	2.6	104	91	10	34	305	10.5
2021-22	26-26	847	32.6	127-325	.391	59-143	.413	79-95	.832	6	75	81	3.1	94	72	6	31	392	15.1
Totals	55-52	1653	30.0	231-654	.353	93-271	.343	142-173	.821	17	139	156	2.8	198	163	16	65	697	12.7



3 – DONTREZ STYLES

6-6, 210, Freshman, Guard/Forward, Kinston, N.C.



Played in 19 games • Averaged 6.0 points and 3.0 rebounds in 12.5 minutes the last two games • Made 12 of his last 22 field goal attempts • Season-high eight points and tied his season best with four rebounds in a season-best 15 minutes in the win over Florida State • Had two rebounds and was a season-best tying plus 8 in the first half in the win at Clemson • Also was a plus 8 in late minutes against Duke • Scored six points and had a season-best four rebounds in five minutes in the home win over NC State • Seven points in 12 minutes at Miami • Made his first three against the Hurricanes • Scored four points in 10 minutes at Boston College • Scored his first collegiate points in the win over UNC Asheville on 11/23.

Prep: Played for Coach Perry Tyndall at Kinston High School, where he started for four seasons • Missed three weeks of action in his senior season after suffering a fall during the first game • Averaged 30.3 points and 10.3 rebounds in his last three regular-season games (32 points against Ayden-Grifton, 30 against Greene Central and 29 vs. North Lenoir) • As a junior, he averaged 19.7 points and 11 rebounds in leading Kinston to a 26-4 record • Kinston went 83-20 in his career • A four-time honor roll student and ranked top-15 academically in his class • The 2019-20 and 2020-21 Eastern Conference Player of the Year • Also a four-time all-conference selection, two-time all-state (first team in 2021, second team in 2020) and all-district honoree • All-tournament pick at the 2019-20 John Wall Holiday Invitational.

Personal: Born June 26, 2002, in Lenoir, N.C. • Son of Donald Swinson and Sharon Styles.

2021-22	FG	3FG	FT	REB	PF	PTS	A	TO	B	S	MP
Loyola Maryland	0-0	0-0	0-0	0-0-0	0	0	0	0	0	0	2
Brown	0-0	0-0	0-0	0-0-0	1	0	0	0	0	0	3
at Charleston				DNP							
vs. Purdue				DNP							
vs. Tennessee	0-1	0-0	0-0	0-0-0	0	0	0	1	0	0	2
UNC Asheville	1-1	0-0	0-0	1-1-2	0	2	0	0	0	1	2
Michigan	0-0	0-0	0-1	0-0-0	0	0	0	0	0	0	2
at Georgia Tech				DNP							
Elon				DNP							
Furman	0-0	0-0	0-0	0-0-0	0	0	0	0	0	0	1
vs. Kentucky	0-0	0-0	2-2	0-2-2	0	2	0	0	1	0	7
App State	1-2	0-0	0-0	0-1-1	0	2	0	0	0	0	3
at Boston College	2-5	0-1	0-2	0-3-3	1	4	0	1	0	0	10
at Notre Dame	0-1	0-1	0-0	0-1-1	1	0	0	1	0	1	3
Virginia	0-1	0-0	0-0	0-0-0	0	0	0	0	0	0	2
Georgia Tech	0-3	0-2	0-0	0-0-0	1	0	0	0	0	0	6
at Miami	3-5	1-2	0-1	1-1-2	1	7	0	0	0	0	12
at Wake Forest	1-2	0-0	0-0	1-0-1	1	2	0	0	0	0	6
Virginia Tech				DNP							
Boston College				DNP							
NC State	3-4	0-0	0-1	3-1-4	1	6	0	0	0	0	5
at Louisville				DNP							
Duke	1-1	0-0	1-1	0-0-0	0	3	0	0	0	0	3
at Clemson	0-0	0-0	0-0	0-2-2	0	0	0	0	0	0	4
Florida State	3-7	0-2	2-3	2-2-4	0	8	0	3	0	0	15
Pittsburgh	1-3	0-2	2-2	0-2-2	0	4	0	0	1	1	10
at Virginia Tech											
Louisville											
at NC State											
Syracuse											
Duke											

Year	GP-GS	Min.	Ave.	STYLES' STATS										Pts	Ave.				
				FGM-A	Pct.	3FGM-A	Pct.	FTM-A	Pct.	Off	Def	Reb	Ave.			A	TO	B	S
2021-22	19-0	100	5.2	16-36	.444	1-10	.100	7-13	.538	8	16	24	1.3	0	6	2	3	40	2.1



4 – RJ DAVIS

6-0, 175, Sophomore, Guard, White Plains, N.Y.



Career: Averaging 10.8 points, 2.6 assists and 1.4 three-pointers in 55 games • Scored in double figures 33 times with a high of 26 vs. Brown on 11/12/21 • Scored 20 or more three times, all as a sophomore • Made multiple three-pointers 23 times with a high of six vs. Brown (three or more nine times, four or more five times and six once) • Shooting 80.7% from the free throw line and 37.0% from three • Led UNC in scoring five times.

2021-22: Named to CoSIDA Academic All-District 3 team (one of three ACC players to earn all-district honors) • Is seventh in the ACC in assist/turnover ratio (1.9), ninth in free throw percentage (.795) and 13th in assists • Tied for the team lead in three-point percentage (.413), is second in assists (89) and free throw percentage, is third in three-pointers (45) and fourth in scoring (13.5) • Had a career-long eight-game double-figure scoring streak snapped against Pittsburgh • UNC is 10-3 when he scores 15 or more points • Scored in double figures 19 times • Led UNC in scoring twice and in assists 11 times • Has 24 assists and seven turnovers in the last six games • Made multiple threes 13 times (UNC 9-4), including six vs. Brown and four three times • More assists than turnovers 19 times • Team captain with Armando Bacot and Caleb Love.

Had 16 points/five assists vs. FSU, the third time in four games he had at least 16 and five • Game-high six assists, no turnovers and 16 points in 37 minutes in two-point win at Clemson (had 10 points and four assists in second half) • Led UNC with 10 first-half points at Louisville and finished with 18 points and four assists in a career-high 43 minutes • Made a big three with 2:38 to play in regulation, one of his four threes • Made 6 of 8 from the floor, including 3 of 4 3FGs, and had four assists in 100-80 win over NC State • Tied his career-high with seven rebounds and was one of two Tar Heels to score in double figures in 58-47 win over BC • Career-high eight free throws (8 for 9) in home win over Virginia Tech • Driving layup gave UNC the lead for good and corner three gave UNC a double-digit lead with less than three to play • Made 6 of 12 from the floor and scored 18 points at Wake Forest • Scored 16 first-half points and finished with 21 points and six assists in home win over Georgia Tech • Helped UNC get off to a fast start with two threes in UNC's first four possessions • First time a Tar Heel ever went 0 for 10 from the floor in one game and scored 20 or more points in the next • Team-high five assists (all in the second half) and scored 19 points at Notre Dame • Scored 17 points on a perfect shooting day at Boston College (5-5 FG, 2-2 3FG) • Season-high and UNC season-best seven assists vs. Furman • Game-high 23 points and five assists at Georgia Tech • Made four threes and went 8 for 11 from the floor • Led UNC with 10 first-half points, which helped the Tar Heels head to intermission tied after a nine-point deficit, then went 3 for 3 from three-point range in the second half • Earned all-tournament honors at the Hall of Fame Tipoff after averaging 16.0 points vs. Purdue and Tennessee • Scored 16 of his 18 points against Purdue in the second half • Career-high six threes and 26 points in 94-87 win over Brown • Made four threes in the final 6:55, including two in the final 1:37 with UNC leading by one possession each time.

2020-21: Academic All-ACC team honoree • Fifth on the team in scoring at 8.4 points per game • Averaged 10.3 ppg over the last eight games • Scored in double figures 14 times with a high of 19 vs. Virginia Tech in the ACC quarterfinals • Led UNC in scoring three times (UNLV, at Florida State, Virginia Tech) • Third on the team in three-pointers with 32 • Made multiple 3FGs 10 times with a high of four vs. Virginia Tech • Season-high eight assists at Iowa • Led the team in free throw percentage among those with 50 or more attempts (.821) • Converted a team-high 84.4 percent from the FT line in the 18 wins • Made 36 of his last 41 from the free

2021-22	FG	3FG	FT	REB	PF	PTS	A	TO	B	S	MP
Loyola Maryland•	2-5	1-2	1-1	0-5-5	4	6	5	2	0	1	23
Brown•	9-17	6-9	2-2	0-2-2	2	26	6	1	0	0	36
at Charleston•	2-3	0-1	2-3	1-1-2	3	6	4	2	0	1	21
vs. Purdue•	6-12	2-5	4-4	0-7-7	2	18	4	1	0	0	34
vs. Tennessee•	3-11	2-3	6-7	0-4-4	2	14	4	4	0	1	35
UNC Asheville•	5-11	2-6	0-0	0-5-5	3	12	1	4	0	2	30
Michigan•	4-11	1-3	0-0	0-2-2	1	9	1	1	0	1	28
at Georgia Tech•	8-11	4-6	3-3	0-5-5	3	23	5	3	0	1	35
Elon•	4-10	1-4	2-3	0-5-5	2	11	0	3	0	2	30
Furman•	2-8	0-3	2-5	0-3-3	1	6	7	1	0	0	36
vs. Kentucky•	3-8	0-3	4-6	0-1-1	1	10	3	2	0	1	30
App State•	7-10	1-1	0-0	0-3-3	1	15	2	1	0	2	34
at Boston College•	5-5	2-2	5-5	0-3-3	2	17	3	2	0	0	29
at Notre Dame•	6-12	3-7	4-4	0-3-3	2	19	5	2	0	1	39
Virginia•	0-10	0-5	2-2	0-5-5	2	2	4	0	1	1	38
Georgia Tech•	8-11	4-6	1-2	2-3-5	1	21	6	2	0	1	29
at Miami•	3-10	0-3	3-3	1-4-5	1	9	0	4	1	0	29
at Wake Forest•	6-12	2-4	4-5	2-3-5	3	18	3	2	0	0	31
Virginia Tech•	3-9	1-4	8-9	0-4-4	3	15	2	1	1	1	38
Boston College•	4-9	1-5	4-4	0-7-7	3	13	0	3	0	0	34
NC State•	6-8	3-4	2-4	1-2-3	1	17	4	1	0	1	28
at Louisville•	6-15	4-8	2-2	0-4-4	4	18	5	2	1	1	43
Duke•	4-11	0-3	1-2	1-1-2	2	11	2	1	0	2	32
at Clemson•	6-11	3-4	1-2	0-3-3	2	16	6	0	0	0	37
Florida State•	7-13	2-6	0-1	0-4-4	3	16	5	1	2	1	28
Pittsburgh•	1-6	0-2	1-2	0-1-1	3	3	2	2	0	4	35
at Virginia Tech											
Louisville											
at NC State											
Syracuse											
Duke											

throw line (.878) • Was 11th in the ACC in free throw percentage in league play • Won Carolina's defensive player of the game award against Wake Forest, at Pittsburgh, at Syracuse and Virginia Tech.

Prep: The 2020 Gatorade High School Player of the Year in New York • Named New York's Mr. Basketball by the Basketball Coaches Association of New York, the first player in his school's history to win the award • Played for Coach Patrick Massaroni at Archbishop Stepinac High School in White Plains, N.Y. • Selected to play in the McDonald's All-American Game, Jordan Brand Classic, Iverson Classic and BallisLife All-American Game • Set the all-time prep scoring record in Westchester County with 2,446 career points, topping the previous record set by Danya Abrams, who went on to play at Boston College • Fifth-most points ever in the Catholic High School Athletic Association • Senior season ended early due to the coronavirus, just after Stepinac had won the CHSAA's Archdiocesan title • Had 18 points, 11 rebounds and eight assists in the Archdiocese championship game win over top-seeded St. Raymond's • Named The (Westchester) Journal News' Player of the Decade for the 2010s • Was named the CHSAA's MVP in 2020 after being named first-team all-league as a sophomore and junior • As a senior, averaged 26.5 points, 8.0 rebounds, 5.3 assists and 2.1 steals • Teamed with Duke's A.J. Griffin at Archbishop Stepinac • Led Stepinac to Archdiocese, city and state (2017 and 2018) titles and won the Torrey Pines Classic.


Personal: Born RJ Davis on Oct. 21, 2001, in White Plains, N.Y. • Son of Robert and Venessa Davis • His dad scored 2,118 points (without a three-point shot) from 1982-86 at Mercy College and still holds the Manhattan school's career scoring record • Member of the National Honor Society • Wears No. 4 because his birthday (10/21) adds up to 4 (1+0+2+1).

Year	GP-GS	Min.	Ave.	DAVIS'S STATS								Off	Def	Reb	Ave.	A	TO	B	S	Pts	Ave.
				FGM-A	Pct.	3FGM-A	Pct.	FTM-A	Pct.												
2020-21	29-10	644	22.2	79-226	.350	32-99	.323	55-67	.821	12	54	66	2.3	56	54	2	19	245	8.4		
2021-22	26-26	840	32.3	120-259	.463	45-109	.413	66-83	.795	8	89	97	3.7	89	48	6	25	351	13.5		
Totals	55-36	1485	27.0	199-485	.410	77-208	.370	121-150	.807	20	143	163	3.0	145	102	8	44	596	10.8		



5 – ARMANDO BACOT

6-10, 240, Junior, Forward/Center, Richmond, Va.



Career: The 79th Tar Heel to score 1,000 points, reaching that mark vs. NC State on Jan. 29 • One of 22 Tar Heels with 1,000 points and 800 rebounds • Has 1,087 points and 804 rebounds in three seasons • Is 22nd in UNC history in rebounds (Jason Capel is 21st with 807, Mike O’Koren is 20th with 815) • Averaging 12.5 points and 9.2 rebounds in 87 games (started all but 2021 Senior Night) • Scored in double figures 57 times with a career-high 29 twice • Has 37 double-doubles and 44 games with 10 or more rebounds • Is 10th in UNC history in double-double percentage (has one in 42.5% of his games) • Career-high 22 rebounds vs. Virginia on 1/8/22 and Louisville 2/1/22 • Fifth

in offensive rebounds per game (3.16) by a Tar Heel since first regularly recorded in 1986-87.

2021-22: One of four ACC players on the mid-season list (Feb. 10) for the Naismith NPOY Award • One of 10 players to watch (Feb. 4) for Kareem Abdul-Jabbar Award • Third in the nation in third in rebounding (12.1), fourth in double-doubles (19) and fifth in offensive rebounding (3.7) • Leads the ACC in rebounding, offensive rebounds and double-doubles, is second in field goal percentage (.575), sixth in blocks (42) and seventh in scoring (16.2) • Leads UNC in scoring, rebounding, field goal percentage and plus/minus (+227) • In league play, leads the ACC in rebounding, is fifth in FG percentage and sixth in scoring • Tri-captain • Has 19 double-doubles in 26 games (73.1% of games with a double-double, which is the fifth-highest in UNC single-season history).

Rebounding average (12.1) is currently the fifth highest in a season by a Tar Heel and the highest since Cunningham in 1964-65 • Had 10 straight double-doubles from Furman through Virginia Tech, the most by a Tar Heel since Cunningham had 10 in a row in 1964-65, which tied the fourth-longest streak by a Tar Heel • Thirteen-straight games with 10 or more rebounds was the third-longest in UNC history and the longest since John Henson’s 15 in 2010-11 • Third Tar Heel (Cunningham in all three seasons and Lennie Rosenbluth once) with three 20-rebound games in a season.

Two-time ACC Player of the Week and USBWA National Player of the Week for Jan. 10-16 • Was the first Tar Heel to win multiple ACC Player-of-the-Week honors in the same season since Luke Maye in 2018-19 and the first Tar Heel to win in consecutive weeks since Joel Berry II in January 2017 • First Tar Heel to score 29 or more points in consecutive games since Tyler Hansbrough in 2008 • First Tar Heel with at least 29 points and 12 rebounds in consecutive games since Charlie Scott in 1970 • Joined Scott, Cunningham and Rosenbluth as the only Tar Heels with at least 29 and 12 in consecutive games • Second Tar Heel to have multiple 20-rebound games in Smith Center history (he has two; Sean May had three).

Was 8 for 10 from the floor and the line and had 24/10 in the win at Clemson (scored 15 of UNC’s 30 first-half points, which helped the Tar Heels rally from 11 down to take a five-point lead) • Tied his career high with 22 rebounds, added 19 points and three steals and tied the team lead at plus 8 in the OT win at Louisville • Tied his career high with six blocks, was 8 for 10 from the line and had 18/13 in 100-80 win over NC State • Double-double streak ended at 10 games after making 1 of 10 from the floor for six points, but had 18 rebounds in 1/26 win over Boston College • Scored 12 of his 14 points in the first half and finished with 20 rebounds in home win over Virginia Tech • Most rebounds vs. the Hokies since they joined the ACC in 2004-05 • Tied his career scoring high (29) and had a game-high 12 rebounds in home win over Georgia Tech, earning him his second straight ACC Player-of-the-Week Award and USBWA National Player

2021-22	FG	3FG	FT	REB	PF	PTS	A	TO	B	S	MP
Loyola Maryland•	3-5	0-0	2-3	1-5-6	3	8	0	1	2	1	17
Brown•	10-11	0-0	2-5	6-4-10	2	22	1	0	2	1	27
at Charleston•	10-12	0-0	4-9	2-10-12	4	24	3	3	6	0	24
vs. Purdue•	1-6	0-1	0-0	1-4-5	5	2	1	1	0	0	17
vs. Tennessee•	6-9	0-0	4-6	4-8-12	2	16	1	2	0	0	29
UNC Asheville•	8-14	0-0	6-7	3-4-7	1	22	0	2	1	0	29
Michigan•	5-10	0-0	1-1	3-11-14	2	11	3	1	2	1	32
at Georgia Tech•	7-11	0-0	1-2	3-10-13	3	15	4	5	1	2	38
Elon•	3-7	0-0	3-8	2-5-7	2	9	1	0	2	4	24
Furman•	7-12	0-1	0-0	4-8-12	2	14	2	1	1	0	28
vs. Kentucky•	8-13	0-0	6-9	2-8-10	4	22	2	2	1	0	31
App State•	7-9	0-0	2-4	3-7-10	3	16	4	2	2	2	30
at Boston College•	6-9	1-1	5-5	3-8-11	3	18	2	1	1	3	29
at Notre Dame•	9-13	0-0	3-4	2-15-17	3	21	0	4	1	0	37
Virginia•	12-18	0-0	5-7	9-13-22	2	29	2	1	1	0	38
Georgia Tech•	10-16	0-2	9-9	3-9-12	2	29	0	3	0	1	29
at Miami•	6-9	0-0	3-4	4-8-12	4	15	1	4	1	0	27
at Wake Forest•	4-12	0-0	4-8	6-6-12	4	12	1	2	1	0	25
Virginia Tech•	7-19	0-0	0-0	8-12-20	5	14	1	2	1	0	34
Boston College•	1-10	0-0	4-6	7-11-18	2	6	0	0	3	0	38
NC State•	5-10	0-1	8-10	2-11-13	1	18	0	1	6	1	28
at Louisville•	8-15	0-0	3-5	6-16-22	4	19	2	2	2	3	39
Duke•	4-10	0-0	4-5	1-4-5	3	12	2	1	1	2	30
at Clemson•	8-10	0-1	8-10	3-7-10	5	24	3	2	0	1	32
Florida State•	7-9	0-0	3-5	4-10-14	2	17	1	2	1	0	28
Pittsburgh•	2-6	0-0	3-4	4-4-8	4	7	4	3	3	0	27
at Virginia Tech											
Louisville											
at NC State											
Syracuse											
Duke											

of the Week • Scored 20 second-half points • Was 9 for 9 from the free throw line, his best career game without a miss from the stripe • ACC Player of the Week for Jan. 3-9 after averaging 25.0 points and 19.5 rebounds vs. Notre Dame and Virginia.

Career highs in points (29), field goals (12), rebounds (22) and offensive rebounds (9) against Virginia • Second Tar Heel with 20-plus rebounds in the Smith Center • The 22 rebounds were the second most by any player in a collegiate game in the Smith Center • First Tar Heel with 20 points and 20 rebounds since Brice Johnson had 39 and 23 at Florida State on 1/4/2016 • First player to have 20/20 against Virginia since Wake Forest’s Tim Duncan had 21 and 23 in 1997 • The 22 rebounds were the most by an ACC player since 2016 • First Tar Heel with 15 plus rebounds in back-to-back games since Maye in 2019 • Nine offensive rebounds were the most by a Tar Heel since Kennedy Meeks had 10 at Clemson in 2017,

Set a then-career-high 17 boards and game-high 21 points at Notre Dame • Made his first career three-pointer and finished with 18 points, 11 rebounds and three steals at Boston College • Scored 17 of his team-high 22 points vs. Kentucky in the first half, when he accounted for 17 of the team’s 29 points • Made 7 of 11 FGA, scored 15 points, game-high 13 rebounds and four assists in win at Georgia Tech • Game-high 14 rebounds vs. Michigan • Helped limit Hunter Dickinson to four points on 2 of 5 FG and no offensive rebounds • Went 10 for 11 from the floor and had 22 points and 10 rebounds against Brown and made 10 of 12 field goal attempts and finished with a then-career-best 24 points and 12 boards with six blocks at Charleston • Became the first Tar Heel ever to post consecutive 20 and 10 games in which he shot at least 80 percent from the floor in both contests • First Tar Heel to make 10 field goals in back-to-back games since Cameron Johnson made 10 at Wake Forest and 11 at Duke in 2019.

Year	GP-GS	Min.	Ave.	BACOT'S STATS												Pts	Ave.		
				FGM-A	Pct.	3FGM-A	Pct.	FTM-A	Pct.	Off	Def	Reb	Ave.	A	TO			B	S
2019-20	32-32	780	24.4	114-243	.469	0-0	-	80-124	.645	87	176	263	8.2	39	55	36	16	308	9.6
2020-21	29-28	660	22.8	137-218	.628	0-1	.000	83-125	.664	92	135	227	7.8	23	41	26	19	357	12.3
2021-22	26-26	778	29.9	164-285	.575	1-7	.143	93-136	.684	96	218	314	12.1	41	48	42	22	422	16.2
Totals	87-86	2218	25.5	415-746	.556	1-8	.125	256-385	.665	275	529	804	9.2	103	144	104	57	1087	12.5

2020-21: Recipient of the Dean Smith Most Valuable Player and Danny Green Most Improved Player team awards • Third-team All-ACC • First-team All-ACC Tournament after averaging 16.3 points, 10.7 rebounds, 2.7 blocks and 1.3 steals and shooting 65.5 percent from the floor in the three games • Grabbed 18 of his 32 rebounds in the ACC Tourney on the offensive boards • Led the team in scoring (12.3), field goal percentage (.628), rebounding (7.8) and blocks (26) • First Tar Heel to lead in those four categories since Brice Johnson in 2015-16 • Unofficially led ACC in field goal percentage (was eight made field goals shy of qualifying) • Improved his field goal percentage 15.9 percent, the largest single-season increase in UNC history (broke Sean May's record of 10.4 percent increase from 2004 to 2005) • Was third in the ACC in offensive rebounding and sixth in rebounding • Had the eighth-highest single-season field goal percentage in UNC history • Led UNC in scoring a team-high 10 times • Led the team in scoring (13.8 ppg) and field goal percentage (.655) in the 18 wins • Scored in double figures a team-high 20 times with a high of 21 at Pittsburgh on 1/26 • UNC went 14-6 in those games • Scored 18, 18, 20, 17, 12 and 15 points (16.7 ppg), made 38 of 58 field goals (.655) and grabbed 31 offensive rebounds in the last six games • Made at least 50 percent of his shots from the floor 23 times • Seven double-doubles and double-figure rebounds in 10 games • Averaged 3.2 offensive rebounds • Five or more offensive boards eight times with a high of eight twice • His 5.58 offensive rebounds per 40 minutes were the most in a season on record by any Tar Heel • Led UNC in plus/minus at plus 121 and second in most games with a positive plus/minus (18) • UNC was 11-5 when he made five or more field goals.

2019-20: Averaged 9.6 points and 8.2 rebounds in 32 games (all starts) • Had the most rebounds by a Tar Heel freshman since Antawn Jamison in 1995-96 • Had 11 double-doubles, second most by a Tar Heel freshman and the most since Jamison's 13 • Led the team in blocks (36), was second in FG percentage (.469) and rebounding and fourth in scoring • Scored in double figures 16 times with a high of 23 vs. Oregon • Scored 20 or more three times (23 vs. Oregon, 22 vs. Elon and 21 vs. Clemson) • Grabbed 10 or more rebounds 14 times with highs of 16 at home vs. Virginia and 15 vs. Alabama • Became the third freshman in Carolina history to have three straight double-doubles in points and rebounds, joining Mike O'Koren in 1976-77 and Jamison in 1995-96 (Bacot accomplished that two different times).

Personal: Born Armando Linwood Bacot on March 6, 2000, in Richmond, Va. • Son of Christie Lomax and Armando Bacot Sr. • Has a younger brother, King, two older sisters A'mari and Azhane, and a younger sister, Joi'L • Azhane plays basketball for Virginia State University • Majoring in exercise and sports science with a minor in business administration.

2020-21	FG	3FG	FT	REB	PF	PTS	A	TO	B	S	MP
Coll. of Charleston•	4-5	0-0	3-4	3-5-8	0	11	0	1	3	0	22
vs. UNLV•	4-4	0-0	4-4	2-3-5	3	12	1	3	0	0	20
vs. Stanford•	4-5	0-0	2-3	2-4-6	2	10	0	4	0	0	20
vs. Texas•	3-5	0-0	4-7	6-6-12	1	10	0	1	1	0	25
at Iowa•	2-4	0-0	0-0	3-8-11	5	4	0	2	1	0	22
NC Central•	6-7	0-0	7-10	5-6-11	2	19	0	1	1	1	27
vs. Kentucky•	5-8	0-0	4-6	5-3-8	2	14	1	0	2	0	28
at NC State•	7-9	0-0	2-4	3-3-6	1	16	0	3	1	0	24
at Georgia Tech•	5-8	0-0	4-6	0-5-5	3	14	0	3	0	2	23
Notre Dame•	1-7	0-0	2-4	5-5-10	2	4	1	1	0	1	17
at Miami•	1-3	0-0	5-5	0-2-2	3	7	0	1	0	0	21
Syracuse•	7-13	0-0	1-3	7-5-12	2	15	2	0	0	1	27
at Florida State•	3-6	0-0	3-5	3-2-5	1	9	1	0	0	0	17
Wake Forest•	8-10	0-0	2-4	0-6-6	4	18	3	2	0	2	22
NC State•	8-12	0-0	1-4	2-6-8	1	17	1	0	1	2	28
at Pittsburgh•	8-10	0-1	5-6	4-6-10	1	21	2	2	3	0	31
at Clemson•	0-1	0-0	1-2	0-3-3	4	1	0	2	0	1	19
at Duke•	6-12	0-0	4-7	2-4-6	2	16	1	1	1	2	25
at Virginia•	3-7	0-0	1-3	2-8-10	3	7	2	0	1	0	25
Northeastern•	4-9	0-0	1-2	1-7-8	1	9	0	3	0	0	20
Louisville•	7-8	0-0	0-0	2-7-9	3	14	1	0	0	1	18
Marquette•	1-4	0-0	1-2	2-3-5	3	3	2	0	0	0	13
Florida State•	2-3	0-0	2-2	2-2-4	3	6	0	3	1	0	15
at Syracuse•	7-10	0-0	4-5	8-7-15	3	18	1	3	1	0	25
Duke	6-10	0-0	6-7	3-3-6	2	18	0	3	1	0	26
vs. Notre Dame (ACC)•	7-10	0-0	6-7	8-5-13	1	20	1	1	2	1	24
vs. Virginia Tech•	7-9	0-0	3-7	6-7-13	4	17	1	0	4	1	25
vs. Florida State•	5-10	0-0	2-3	4-2-6	2	12	1	0	2	2	26
vs. Wisconsin (NCAA)•	6-9	0-0	3-3	2-2-4	1	15	1	2	0	2	24
2019-20	FG	3FG	FT	REB	PF	PTS	A	TO	B	S	MP
Notre Dame*	3-7	0-0	1-6	2-6-8	2	7	1	2	1	0	22
at UNCW*	0-1	0-0	0-0	0-1-1	2	0	0	1	0	0	3
Gardner-Webb*	6-9	0-0	0-0	4-7-11	1	12	0	3	1	0	23
Elon*	9-14	0-0	4-7	4-10-14	2	22	2	1	3	2	26
vs. Alabama*	5-7	0-0	2-4	6-9-15	3	12	1	2	1	0	26
vs. Michigan*	3-10	0-0	0-0	1-5-6	1	6	0	3	1	0	21
vs. Oregon*	7-9	0-0	9-10	7-5-12	4	23	0	0	6	0	30
Ohio State*	1-2	0-0	0-0	3-1-4	1	2	0	0	1	1	7
at Virginia*	5-8	0-0	1-6	0-2-2	3	11	0	0	2	1	25
Wofford*	2-14	0-0	4-5	8-5-13	0	8	1	2	3	0	29
at Gonzaga*	1-6	0-0	0-0	1-2-3	4	2	0	1	0	0	14
vs. UCLA*	5-7	0-0	5-10	4-8-12	2	15	1	2	1	1	32
Yale*	0-5	0-0	2-2	2-4-6	4	2	0	0	0	0	17
Georgia Tech*	1-6	0-0	2-3	1-2-3	3	4	2	2	0	1	16
Pittsburgh*	6-11	0-0	3-4	2-7-9	1	15	4	4	1	0	31
Clemson*	7-10	0-0	7-10	2-3-5	2	21	1	1	2	1	37
at Pittsburgh*	5-12	0-0	2-3	4-7-11	5	12	2	3	1	3	28
at Virginia Tech*	3-7	0-0	3-3	1-3-4	5	9	4	1	0	0	29
Miami*	8-11	0-0	3-3	2-10-12	2	19	7	1	2	0	32
at NC State*	2-10	0-0	7-11	5-6-11	3	11	3	4	1	2	27
Boston College*	2-5	0-0	7-8	3-7-10	4	11	1	2	1	1	31
at Florida State*	2-3	0-0	2-2	1-5-6	3	6	0	3	0	1	26
Duke*	4-10	0-0	4-9	2-5-7	5	12	3	1	3	0	29
at Wake Forest*	5-10	0-0	0-0	2-5-7	3	10	0	0	0	0	26
Virginia*	3-6	0-0	2-2	2-14-16	1	8	0	5	1	1	35
at Notre Dame*	1-6	0-0	0-0	2-8-10	4	2	2	3	1	0	24
at Louisville*	3-7	0-0	1-2	2-7-9	2	7	1	2	2	1	33
NC State*	1-5	0-0	1-2	0-3-3	2	3	0	3	1	0	13
at Syracuse*	1-2	0-0	1-2	1-3-4	0	3	0	0	0	0	9
Wake Forest				DNP - right ankle							
at Duke*	5-7	0-0	3-6	6-6-12	4	13	0	2	0	0	23
vs. VA Tech* (ACC)	5-9	0-0	2-2	4-7-11	1	12	0	1	0	0	29
vs. Syracuse	3-7	0-0	2-2	3-3-6	2	8	3	0	0	0	25



11 – D’MARCO DUNN

6-4, 185, Freshman, Guard, Tucson, Ariz.



Played in 17 games • Four points at Miami • Scored a season-high six points and grabbed three rebounds in 11 minutes at Boston College • Had four points in nine minutes in Las Vegas vs. Kentucky • Scored his first collegiate points on a three-pointer against UNC Asheville on 11/23.

Prep: Moved in 2019 from Arizona to Fayetteville, N.C., where he played at Westover High School for Coach George Stackhouse • Averaged 21.3 points and 7.7 rebounds in leading Westover to a 41-3 record in his two seasons • Averaged 23.4 points, 8.6 rebounds, 2.6 assists and 2.7 steals in 14 games as a senior • Led Westover to an

11-3 record, shooting 53.3 percent from the floor and 35.4 percent from three • Scored 25 or more points in seven games last season, including 37 vs. South View, 32 vs. Southern Lee and 30 vs. Terry Sanford • In the last five games, he averaged 26.6 points • Averaged 20.4 points, 7.2 rebounds, 2.0 assists and 2.7 steals and shot 45 percent from three-point range as a junior • Led Westover to a 30-0 record and 2020 conference title • Westover was named co-state champions by the North Carolina High School Athletic Association after the post-season tournament was canceled due to the pandemic • All-state selection in 2020 and was named PAC 9 Conference, Cumberland County and District Player of the Year • Previously attended Marana High School in Tucson for two years before moving to Fayetteville prior to his junior year.

Personal: Born D’Marco Morcell Dunn on February 28, 2003, in Sierra Vista, Ariz. • Son of Greg Dunn and Veronica Johnson, both members of the U.S. armed services • His dad played football at Angelo State • An uncle, Eric, played football at Michigan State • His sister, Kaylyn, has published three books • Honor roll student • Member of the Black Student Union and a mentor in the student leadership program.

2021-22	FG	3FG	FT	REB	PF	PTS	A	TO	B	S	MP
Loyola Maryland	0-0	0-0	0-0	0-0-0	0	0	0	1	0	0	2
Brown				DNP							
at Charleston				DNP							
vs. Purdue				DNP							
vs. Tennessee				DNP							
UNC Asheville	1-1	1-1	0-0	0-0-0	1	3	0	0	0	0	2
Michigan	0-0	0-0	0-0	0-0-0	0	0	0	0	0	0	2
at Georgia Tech				DNP							
Elon	0-0	0-0	0-0	0-0-0	1	0	1	0	0	0	5
Furman	0-1	0-0	0-0	0-0-0	0	0	0	0	0	0	1
vs. Kentucky	2-4	0-1	0-0	0-0-0	0	4	0	0	0	1	9
App State	0-3	0-2	0-1	0-1-1	0	0	0	1	0	0	7
at Boston College	2-4	1-1	1-2	1-2-3	1	6	1	0	0	0	11
at Notre Dame	0-2	0-2	0-0	0-0-0	0	0	1	0	0	0	8
Virginia	0-0	0-0	0-0	0-0-0	0	0	0	0	0	0	2
Georgia Tech	1-1	0-0	0-0	0-0-0	1	2	0	0	0	0	4
at Miami	2-3	0-1	0-0	0-2-2	1	4	1	0	0	0	9
at Wake Forest	0-5	0-4	0-0	0-0-0	0	0	0	0	0	0	9
Virginia Tech				DNP							
Boston College				DNP							
NC State	0-0	0-0	0-0	0-0-0	1	0	0	1	0	0	3
at Louisville				DNP							
Duke	1-1	1-1	0-0	0-0-0	0	3	1	0	0	0	2
at Clemson	0-0	0-0	0-0	0-0-0	0	0	0	0	0	0	1
Florida State	0-1	0-1	0-0	0-0-0	1	0	0	1	0	0	4
Pittsburgh				DNP							
at Virginia Tech											
Louisville											
at NC State											
Syracuse											
Duke											

Year	GP-GS	Min.	Ave.	DUNN'S STATS										Pts	Ave.				
				FGM-A	Pct.	3FGM-A	Pct.	FTM-A	Pct.	Off	Def	Reb	Ave.			A	TO	B	S
2021-22	17-0	80	4.7	9-26	.346	3-14	.214	1-3	.333	1	5	6	0.4	5	4	0	1	22	1.3



13 – DAWSON GARCIA

6-11, 235, Sophomore, Forward, Prior Lake, Minn.



2021-22: Returned to Minnesota in late January due to several family illnesses and has been unavailable beginning with the Virginia Tech game on January 24 • Announced on February 10 he will not be returning to the team this season due to those family medical issues • Has not played in eight of the last 11 games • Averaged 9.0 points and 5.5 rebounds • Third on the team in rebounding • Scored in double figures five times • Had back-to-back 20-point performances (22 vs. Elon and 20 vs. Furman) • Converted 37.5% from three on 12 of 32 attempts.

Suffered a concussion less than two minutes into the game at Boston College and did not return to that game and did not play against Notre Dame and Virginia • Returned to the lineup against Georgia Tech on Jan. 15 and had a season-high 11 rebounds • Scored first nine points for UNC vs. Furman • Season-best five offensive rebounds and tied for team scoring honors vs. Elon with 22 points • Season-best 8 for 10 free throws vs. the Phoenix • Was his second 20-point game as a Tar Heel and eighth of his career • Had 14 points in the win over Michigan • Career-high 10 field goals in 13 attempts (career-best FG% of .769) and scored a season-high 26 vs. Purdue • Matched his career high with three 3FGs vs. the Boilermakers • Went 7 for 7 for 15 points in the first half • Three from the wing gave UNC its only lead at 65-64 • Scored 12 points and had a game-high nine rebounds in his Tar Heel debut vs. Loyola.

Transferred to Carolina after playing one season at Marquette, where he earned Big East Conference All-Freshman team honors and was a three-time Big East Freshman of the Week • UNC sophomore guard Kerwin Walton and Garcia were AAU teammates on D1 Minnesota.

2020-21: Averaged 13.0 points and 6.6 rebounds for the Golden Eagles • Scored in double figures 17 times, including a season-high 28 at Villanova and 24 in Marquette's 83-70 win over the Tar Heels in the Smith Center on February 24 • Those were two of six games in which he scored 20 or more points • Led all Big East freshmen in scoring and rebounding and was second in field goal percentage • Overall, was 13th in the league in scoring and 11th in rebounding and field goal percentage • Three double-doubles (14 points/10 rebounds vs. Creighton, 20/11 vs. Connecticut and 24/11 at UNC) and grabbed 10 or more rebounds five times • Shot 48.0 percent from the floor and 78.3 percent from the free throw line • Also made 26 three-pointers and shot 35.6 percent from beyond the arc • Scored 19 points in his collegiate debut against Arkansas-Pine Bluff • Made 8 of 11 shots from the floor and scored 20 points at Creighton • Season-high 13 rebounds at Georgetown • Made 9 of 15 from the floor and 9 of 10 free throws in his season-high 28 at Villanova • Was 9 for 13 from the floor and 5 for 5 from the line in scoring a game-high 24 points in 37 minutes against the Tar Heels • Team-high 18 points and eight rebounds at UConn • Played for head coach Steve Wojciechowski.

Prep: Scored 2,092 points in four seasons at Prior Lake High School • A 2020 McDonald's All-America • Averaged 31.9 points and 9.7 rebounds, was a finalist for Minnesota's Mr. Basketball Award and earned first-team all-state, all-conference and all-metro honors as a senior • Averaged 27.5 points and 11.0 rebounds as a junior, leading Prior Lake to the Class 4A, Section 2 championship game • Lakers won a program-best 25 games and appeared in their first-ever sectional final as a Class 4A program • Won a gold medal playing for Team USA and won Most Valuable Player honors in the 2019 U-18 3x3 World Cup in Mongolia • Also was the MVP of the

2021-22	FG	3FG	FT	REB	PF	PTS	A	TO	B	S	MP
Loyola Maryland	3-6	1-2	5-7	0-9-9	2	12	2	3	0	2	29
Brown•	3-7	0-2	1-2	2-4-6	2	7	0	0	0	1	20
at Charleston•	1-5	0-2	5-6	1-7-8	0	7	1	1	0	0	19
vs. Purdue•	10-13	3-5	3-3	4-4-8	5	26	1	4	1	1	33
vs. Tennessee•	2-7	0-1	0-1	1-2-3	2	4	0	3	0	0	18
UNC Asheville•	3-9	2-2	0-0	1-4-5	1	8	1	1	0	0	22
Michigan•	6-12	2-2	0-0	2-2-4	1	14	0	1	0	0	23
at Georgia Tech•	0-1	0-0	2-2	1-0-1	2	2	1	1	0	0	13
Elon•	6-12	2-4	8-10	5-2-7	3	22	1	3	0	1	32
Furman•	7-12	1-3	5-6	4-6-10	3	20	3	1	1	0	32
vs. Kentucky•	2-6	0-1	2-3	2-3-5	3	6	0	1	0	0	22
App State•	0-5	0-0	2-2	3-0-3	2	2	0	0	1	0	11
at Boston College•	0-3	0-0	0-0	2-0-2	0	0	0	0	0	0	2
at Notre Dame	DNP - concussion										
Virginia	DNP - concussion										
Georgia Tech	0-4	0-1	4-4	2-9-11	3	4	0	0	0	0	20
at Miami	1-4	1-4	0-0	0-1-1	3	3	0	1	1	1	15
at Wake Forest	3-10	0-3	1-2	3-2-5	2	7	1	1	1	1	18

2019 U-18 3x3 U.S. Championship.

Personal: Born September 20, 2001, in Burnsville, Minn. • Son of Stacey and David Garcia • Has one sister, Madi • Majoring in communication studies.

GARCIA'S STATS AT MARQUETTE																			
Year	GP-GS	Min.	Ave.	FGM-A	Pct.	3FGM-A	Pct.	FTM-A	Pct.	Off	Def	Reb	Ave.	A	TO	B	S	Pts	Ave.
2020-21	27-27	803	29.7	121-252	.480	26-73	.356	83-106	.783	58	121	179	6.6	21	43	13	7	351	13.0
GARCIA'S STATS AT UNC																			
Year	GP-GS	Min.	Ave.	FGM-A	Pct.	3FGM-A	Pct.	FTM-A	Pct.	Off	Def	Reb	Ave.	A	TO	B	S	Pts	Ave.
2021-22	16-12	329	20.5	47-116	.405	12-32	.375	38-48	.792	33	55	88	5.5	11	21	5	7	144	9.0
Totals	43-39	1133	26.3	168-368	.457	38-105	.362	121-154	.786	91	176	2676	6.2	32	64	18	14	495	11.5



14 – DONOVAN “PUFF” JOHNSON

6-8, 205, Sophomore, Guard, Moon Township, Pa.



2021-22: Made his second three-pointer of the season and scored five points against Florida State • Took a key charge in the second half of the overtime win at Louisville • Career highs in minutes (17), field goals (3), points (8) and rebounds (6) in the 100-80 win over NC State • Gave Carolina a lift in his five minutes of play in the second half of the 1/26 win over Boston College, diving on the floor for two loose balls and scoring on an offensive rebound • Scored his first points at Wake Forest in a career-high 13 minutes • Four rebounds at Miami • Missed the first 15 games due to a hip flexor and sprained right ankle • Played four minutes in his first action against Georgia Tech on 1/15.

2021-22	FG	3FG	FT	REB	PF	PTS	A	TO	B	S	MP
first 15 games				DNP							
Georgia Tech	0-0	0-0	0-0	0-0-0	0	0	0	0	0	0	4
at Miami	0-3	0-1	0-1	2-2-4	1	0	0	1	0	0	5
at Wake Forest	1-2	0-1	0-0	2-0-2	2	2	0	0	0	0	13
Boston College	0-0	0-0	0-0	0-0-0	1	0	0	0	0	0	4
Virginia Tech	1-2	0-1	0-0	1-1-2	0	2	0	0	0	1	5
NC State	3-5	1-2	1-2	2-4-6	3	8	1	1	1	0	17
at Louisville	0-0	0-0	0-0	0-1-1	1	0	0	0	0	0	10
Duke	0-1	0-1	0-0	0-0-0	1	0	2	0	0	1	8
at Clemson	0-0	0-0	0-0	0-0-0	0	0	0	0	0	0	0+
Florida State	2-4	1-2	0-0	1-2-3	0	5	1	0	0	1	11
Pittsburgh	0-1	0-1	0-0	0-0-0	0	0	0	0	0	0	2
at Virginia Tech											
Louisville											
at NC State											
Syracuse											
Duke											

2020-21: Played in 14 games • Not in uniform for the last 15 games after spraining a toe on his right foot in practice on 1/22 • Had a block, steal and offensive rebound basket in the one-point win over Notre Dame • Big bucket gave UNC a five-point lead in the second half in the win over Kentucky • Made his first collegiate three-point attempt in the win over Charleston.

Prep: A native of Moon Township, Pa., where he played for Coach Adam Kaufman at Moon Area High School • Graduated in 2020 from Hillcrest Prep in Phoenix, where he was coached by former NBA guard Mike Bibby • Totaled 1,960 points in his prep career • Teams went 103-19 • Averaged 14.4 points, 8.2 rebounds and 2.6 assists and shot 44.6 percent from three-point range (29 of 65) in 14 games at Hillcrest • Earned MVP honors in Hillcrest's bracket at the John Wall Invitational in Raleigh • Finalist at State Farm's national three-point contest • Played his first three prep seasons at Moon Area High School in Pennsylvania • As a junior at Moon Area, he averaged 22.1 points, 9.4 rebounds, 1.6 steals and 1.2 blocks per game while hitting 46 percent of his three-point attempts • Scored 17 points in the 2019 PIAA Class 5A championship game win over Archbishop Wood • PIAA Class 5A, Pittsburgh Tribune, Beaver County Times and Sectional Player of the Year in 2019 • First-team all-state as a junior, second-team as a sophomore • Three-time all-section honoree • Made 11 consecutive three-point attempts as a freshman starter.

Personal: Born Donovan Christopher Johnson on Oct. 11, 2000, in Pittsburgh, Pa. • Son of Gilbert and Amy Johnson • The younger brother of former Tar Heel Cameron Johnson, who earned 2019 first-team All-ACC honors and plays for the Phoenix Suns • Chose No. 14 because it's one number higher than what Cameron wore at Carolina • Also played baseball and football (wide receiver and running back as a youth) • Enjoys improving his tennis and ping-pong skills while playing against Cameron • Has sung in a concert choir • His mother gave each of her children nicknames and his was Puff because he liked the cereal Cocoa Puffs.

Year	GP-GS	Min.	Ave.	JOHNSON'S STATS								Off	Def	Reb	Ave.	A	TO	B	S	Pts	Ave.
				FGM-A	Pct.	3FGM-A	Pct.	FTM-A	Pct.												
2020-21	14-0	59	4.2	6-14	.429	1-9	.111	2-2	1.000	1	6	7	0.5	1	2	1	1		15	1.1	
2021-22	11-0	80	7.2	7-18	.389	2-9	.222	1-3	.333	8	10	18	1.6	4	2	1	3		17	1.5	
Totals	25-0	139	5.6	13-32	.406	3-18	.167	3-5	.600	9	16	25	1.0	5	4	2	4		32	1.3	



22 – JUSTIN MCKOY

6-8, 220, Junior, Forward, Raleigh, N.C.



In his first season as a Tar Heel after playing two seasons at the University of Virginia • Played in 33 games from 2019-21 as a Cavalier.

Made 10 of 13 free throws (.769) • Season-high four points and four rebounds at Wake Forest • Equaled season-highs in rebounds (4) and assists (3) at Miami • Tied his career high with three assists in Carolina's win on 11/23 vs. UNC Asheville • Unavailable at BC and Notre Dame due to Covid protocols • Returned to the lineup against Virginia and made a three-pointer against his former team • Season-high four rebounds in 18 minutes (his longest stint of the season) on 1/15 against

Georgia Tech.

2020-21 at Virginia: Played in 19 games with four starts • Scored 67 points and totaled 62 rebounds, 10 assists and four steals • Scored a career-high 11 points and had six rebounds against San Francisco • Had eight points and six rebounds against Miami and six rebounds in the ACC Tournament against Syracuse • Seven games with five or more points • Played 10 or minutes in 10 games, including each of his last four games • Averaged 17.0 minutes and was 9 for 16 from the floor with 5.3 rebounds per game over his last four games against NC State, Miami, Louisville and Syracuse • Shot 48.3 percent from the floor and 80 percent from the free throw line • Earned Academic All-ACC honors.

2019-20 at Virginia: Played in 14 games, averaging 1.1 points and 1.0 rebounds • Scored six points at Purdue and four against both JMU and in a home win over North Carolina • Was 4 for 6 from the free throw line and pulled down a season-high five rebounds against the Tar Heels on Dec. 8, 2019 • Played 17 minutes at home against Carolina, his longest outing of the season • Made all three of his field goal attempts in the ACC-Big Ten Challenge game at Purdue • Made the ACC Academic Honor Roll.

Prep: Was graduated from Panther Creek High School in Cary, N.C., in 2019 • Set the all-time scoring record at Panther Creek with 2,054 points • Averaged 24.7 points and 10.6 rebounds, was the North Carolina Basketball Coaches Association's District 5 Player of the Year and earned second-team all-state honors as a senior • Earned all-conference and all-district honors in each of his four seasons.

Personal: Born Justin Timothy McKoy on Jan. 7, 2001 • Son of Elizabeth McKoy and the late Alfonza McKoy • Has a sister, Jasmine, and brother, Jalen • Majoring in organizational leadership and development.

2021-22	FG	3FG	FT	REB	PF	PTS	A	TO	B	S	MP
Loyola Maryland	0-1	0-0	1-2	1-0-1	2	1	1	0	0	0	10
Brown	0-0	0-0	0-0	1-0-1	0	0	0	1	0	0	6
at Charleston	0-1	0-1	0-0	0-2-2	1	1	0	1	0	0	9
vs. Purdue	1-2	1-1	0-0	0-2-2	1	3	1	1	1	0	8
vs. Tennessee	DNP										
UNC Asheville	0-1	0-0	0-0	1-0-1	1	0	3	1	0	0	7
Michigan	0-0	0-0	0-0	0-1-1	0	0	0	1	0	0	7
at Georgia Tech	0-0	0-0	0-0	0-0-0	0	0	0	0	0	0	0+
Elon	0-1	0-0	2-2	0-1-1	0	2	0	0	0	0	5
Furman	0-0	0-0	0-0	0-0-0	1	0	0	0	0	0	1
vs. Kentucky	0-0	0-0	2-2	0-2-2	1	2	1	0	1	1	7
App State	1-3	0-0	0-0	2-1-3	0	2	0	0	0	0	7
at Boston College	DNP - Covid protocols										
at Notre Dame	DNP - Covid protocols										
Virginia	1-2	1-1	0-2	0-0-0	3	3	0	1	0	0	8
Georgia Tech	1-2	0-1	1-1	1-3-4	2	3	1	1	1	0	18
at Miami	1-4	0-2	0-0	2-2-4	2	2	3	1	0	0	16
at Wake Forest	1-1	0-0	2-2	0-4-4	4	4	1	0	0	1	16
Virginia Tech	0-3	0-1	2-2	2-2-4	2	2	0	0	0	0	11
Boston College	0-2	0-0	0-0	0-1-1	0	0	0	0	0	0	6
NC State	0-0	0-0	0-0	0-0-0	2	0	0	1	0	0	3
at Louisville	0-1	0-0	0-0	0-0-0	0	0	0	0	0	0	1
Duke	0-1	0-0	0-0	0-0-0	0	0	0	0	0	0	6
at Clemson	0-2	0-1	0-0	1-0-1	1	0	0	1	0	0	3
Florida State	0-0	0-0	0-0	0-0-0	1	0	1	0	0	0	6
Pittsburgh	DNP – left knee										
at Virginia Tech											
Louisville											
at NC State											
Syracuse											
Duke											

McKOY'S STATS AT VIRGINIA																			
Year	GP-GS	Min.	Ave.	FGM-A	Pct.	3FGM-A	Pct.	FTM-A	Pct.	Off	Def	Reb	Ave.	A	TO	B	S	Pts	Ave.
2019-20	14-0	104	7.4	5-13	.385	0-0	–	4-6	.667	5	10	15	1.1	1	3	1	1	14	1.0
2020-21	19-4	210	11.1	28-58	.483	3-9	.333	8-10	.800	17	45	62	3.3	10	10	0	4	67	3.5
Totals	33-4	314	9.5	33-71	.465	3-9	.333	12-16	.750	22	55	77	2.3	11	13	1	5	81	2.5

McKOY'S STATS AT UNC																			
Year	GP-GS	Min.	Ave.	FGM-A	Pct.	3FGM-A	Pct.	FTM-A	Pct.	Off	Def	Reb	Ave.	A	TO	B	S	Pts	Ave.
2021-22	22-0	163	7.4	6-27	.222	2-8	.250	10-13	.769	11	21	32	1.5	12	10	3	2	24	1.1
Totals	55-4	477	8.7	39-98	.398	5-17	.294	22-29	.759	33	76	109	2.0	23	23	4	7	105	1.9



24 – KERWIN WALTON

6-5, 210, Sophomore, Guard, Hopkins, Minn.



Made multiple threes in 22 games as a Tar Heel (three or more 15 times, four or more six times and a career-high five vs. Louisville last season) • Made 40.5% from beyond the arc in his career.

2021-22: Averaging 4.2 points in 16.0 minutes per game (8.0 points over the last four games) • Is 11 for 21 from the floor (7 for 12 3FGs) in the last four games • Fourth on the team with 23 three-pointers • Made multiple threes six times with a high of four at Charleston and an ACC-best three vs. Pittsburgh • Set his ACC scoring high in three straight games with seven at Clemson, nine vs. Florida State and 11 vs. Pittsburgh • Made

three 3FGs vs. the Panthers, most since he had four at Charleston • Made two three-pointers vs. the Seminoles, his first multi-3FG game in ACC play this season • Scored seven points in the 79-77 win at Clemson, his top scoring game since he had 14 at Charleston in November • Hit a big jumper to quiet the crowd midway through the second half on the ensuing possession after Clemson had taken its first lead of the half • Made his first free throws this season and hit a first-half three in the 1/26 win over Boston College • Hit two three-pointers for six points vs. App State • Those were his first field goals since UNC Asheville (11/23) and first 3FGs since Purdue (11/20) • Went 3 for 3 from three-point range in the second half in the win at Charleston, including one with 6:00 to play for a 75-71 lead • Hit three 3FGs and scored 11 points in opener vs. Loyola.

2020-21: Recipient of the Marvin Williams Carolina Way Award, which is presented to the Tar Heel who best exemplifies playing hard, being unselfish and thinking of the team first • Academic All-ACC team honoree • Led the team in three-pointers (58) and three-point percentage (.420) • Set UNC freshman record for the highest three-point percentage with at least 50 made threes (previous was .414 by Rashad McCants in 2002-03) • Made 20 starts (every game since 12/30 except Senior Night) • ACC Freshman of the Week for his play against Northeastern and Louisville • Ninth in the ACC in threes made per game • Was second in the ACC in threes made per conference game (2.56) behind Virginia's Sam Hauser and Syracuse's Buddy Boeheim • Made three or more 3FGs 12 times, including a season-high five against Louisville and four against Notre Dame, Florida State and Duke (twice) • UNC went 8-4 when he made three or more 3FGs • Fifty-eight of his 79 field goals were three-pointers • Scored in double figures 11 times with a high of 19 vs. Louisville • UNC was 9-2 when he scored in double figures • Averaged 8.2 points for the season, including 10.0 ppg in the last 23 games • Second on the team in assist/turnover ratio with 53 assists and 34 turnovers (1.6) • Made 21 of 25 (.840) from the free throw line • Third on the team in plus/minus at plus 114 and led the team in most games with a positive plus/minus (19).

Prep: Averaged 26 points and 11 rebounds as a senior at Hopkins High School in Minnetonka, Minn., a suburb of Minneapolis. • Played for Coach Ken Novak • Named to the Star Tribune's All-Metro first team as a senior after leading the Royals to a 24-5 record and the 4-A section title • Hopkins was the state champion in 2019.

Personal: Born Kerwin Kamal Walton on Oct. 20, 2001, in Robbinsdale, Minn. • Son of Kerwin Walton and Dolores Perry • Chose No. 24 to honor Kobe Bryant • Excels at badminton and drawing • AAU teammate of current Tar Heel Dawson Garcia.


2021-22	FG	3FG	FT	REB	PF	PTS	A	TO	B	S	MP
Loyola Maryland	4-7	3-6	0-0	0-1-1	2	11	1	1	0	1	27
Brown	2-5	1-3	0-0	0-2-2	1	5	0	0	1	0	16
at Charleston	5-8	4-6	0-0	0-3-3	1	14	1	3	0	1	28
vs. Purdue•	2-9	2-6	0-0	2-0-2	2	6	0	1	1	0	6
vs. Tennessee	0-4	0-4	0-0	0-0-0	1	0	0	1	1	1	24
UNC Asheville	2-3	0-1	0-0	0-2-2	1	4	2	2	0	0	15
Michigan	0-4	0-2	0-0	0-2-2	1	0	1	0	0	0	17
at Georgia Tech	0-0	0-0	0-0	0-0-0	1	0	0	0	0	0	8
Elon	0-1	0-1	0-0	0-2-2	1	0	2	1	0	0	10
Furman	0-0	0-0	0-0	0-0-0	0	0	0	0	0	0	7
vs. Kentucky	0-1	0-1	0-0	0-0-0	0	0	1	1	0	0	8
App State	2-5	2-3	0-0	0-4-4	0	6	0	0	0	0	16
at Boston College	2-7	1-4	0-0	0-2-2	2	5	1	0	0	1	19
at Notre Dame	DNP - Covid protocols										
Virginia	DNP - Covid protocols										
Georgia Tech	1-3	0-2	0-0	0-1-1	0	2	2	1	0	0	17
at Miami	2-5	1-3	0-0	1-1-2	2	5	0	0	0	0	19
at Wake Forest	0-3	0-2	0-0	2-0-2	0	0	0	0	0	0	11
Virginia Tech	0-1	0-0	0-0	0-0-0	0	0	0	0	0	0	9
Boston College	1-4	1-2	3-3	0-2-2	0	6	0	1	0	0	11
NC State	2-5	1-4	0-0	0-2-2	2	5	0	0	0	0	19
at Louisville	0-0	0-0	0-0	0-0-0	2	0	1	0	0	0	10
Duke	2-4	1-2	0-0	0-1-1	0	5	0	1	0	0	15
at Clemson	2-4	1-2	2-2	0-0-0	2	7	0	1	1	0	15
Florida State	3-6	2-4	1-1	0-1-1	3	9	0	1	0	0	16
Pittsburgh	4-7	3-4	0-0	0-0-0	3	11	0	0	0	2	17
at Virginia Tech											
Louisville											
at NC State											
Syracuse											
Duke											

Year	GP-GS	Min.	Ave.	FGM-A				FTM-A				Off	Def	Reb	Ave.	A	TO	B	S	Pts	Ave.
				Pct.	Pct.	Pct.	Pct.														
2020-21	29-20	607	20.9	79-178	.444	58-138	.420	21-25	.840	8	42	50	1.7	53	34	5	15	237	8.2		
2021-22	24-1	385	16.0	36-96	.375	23-62	.371	6-6	1.000	5	26	31	1.3	12	16	4	6	101	4.2		
Totals	53-21	992	18.7	115-274	.420	81-200	.405	27-31	.871	13	68	81	1.5	65	50	9	21	338	6.4		



45 – BRADY MANEK

6-9, 230, Graduate Student, Forward, Harrah, Okla.



Career: 1,815 points, 830 rebounds, 293 threes in 148 games • Graduate student • Four-year starter at forward at the University of Oklahoma, where he was the 14th-leading scorer in Sooner history • Graduated from OU with a degree in business administration/management in December 2020 • Graduated in seven semesters • Made five or more threes 13 times with a career-high eight as a Sooner vs. UTSA.

2021-22: One of two players in the ACC (with Notre Dame's Dane Goodwin) in the top 10 in the league in field goal percentage and three-point percentage • Second on the team in three-pointers

(58) and rebounding (5.7), third in scoring (13.7) and three-point percentage (.384) • Seventh in the ACC in three-point percentage and 10th in field goal percentage (.479) in all games • In ACC games, Manek is third in the league in threes per game (2.7) and fifth in three-point percentage (.406) • Averaged 16.1 points over the last nine games • Shooting 50.5% from the floor in UNC's 18 wins • Scored in double figures 18 times, including 12 of the last 15 games • Five 20-point games with season-high 24 against Tennessee and the overtime win at Louisville • Made multiple threes 13 times with a high of six against Tennessee and Duke and five against Virginia and NC State • Tar Heels are 9-4 when he makes multiple threes • Started the last 13 contests.

Made 7 of 11 FGs and scored 16 points with three assists and no turnovers vs. FSU • Scored game-winning basket with 3.1 seconds to play at Clemson • Made 6 of 10 threes and led UNC with 21 points vs. Duke (scored 15 of UNC's 28 first-half points) • Scored nine straight points for UNC in the second half and led UNC with 24 at Louisville • Was 10 for 18 from the floor (4-9 3FG) vs. the Cards • Season highs in both FG and FGA • The 10 field goals tied the second most in his career (had 11 vs. Oklahoma State and 10 vs. TCU in 2019-20 while at Oklahoma) • Fourteen of his 17 points in the first half, made 5 of 7 3FGs and added three assists in 1/29 win over NC State • Scored 12 second-half points (15 total) and had three assists in home win over Virginia Tech • Led Carolina with 22 points and had eight rebounds and three steals at Wake Forest • Made five threes and had a career-high five assists to go with 19 points against Virginia • Was his 10th career game with five or more threes (second as a Tar Heel) • Had made five threes in the previous four games combined • Scored 12 of his 17 points in the first half in the win at Boston College • Had eight points and an assist in an early 16-5 Tar Heel run at BC • First double-double as a Tar Heel (11 pts/11 reb), added three assists and led UNC with a plus 23 against App State • Had 11 first-half points vs. Furman • Scored 13 of his 15 points in the second half as UNC out-scored Georgia Tech, 48-31 to win by 17 • Also tied his career high with four assists in Atlanta • Hit a season-high six threes and scored a season- and game-high 24 points vs. Tennessee • Was his 14th career game with 20 or more points • Had 17 points, nine rebounds and made three 3FGs in the win at Charleston • Hit a pair of threes early in the second half, the second of which gave UNC its first lead of the game after trailing by 11 • Made his first shot attempt, a three, 17 seconds into the game and finished with 20 points vs. Loyola.

Oklahoma Career: Started 111 of 122 games, scoring 1,459 points with 681 rebounds, 101 blocks and 61 steals • Made 235 three-pointers, fifth-most in OU history • Tallest player in Big 12 to make 200 threes

2021-22	FG	3FG	FT	REB	PF	PTS	A	TO	B	S	MP
Loyola Maryland•	9-15	1-5	1-3	2-3-5	0	20	0	1	1	0	29
Brown	3-9	0-2	8-9	1-7-8	1	14	1	3	2	0	33
at Charleston	6-12	3-8	2-2	3-6-9	4	17	1	1	0	2	21
vs. Purdue	2-7	1-3	1-2	1-3-4	4	6	2	1	1	1	26
vs. Tennessee	7-12	6-10	4-4	0-3-3	2	24	0	0	0	0	28
UNC Asheville	3-5	2-3	0-0	0-9-9	1	8	2	2	2	1	27
Michigan	4-9	1-4	0-0	2-3-5	0	9	1	0	0	0	21
at Georgia Tech	6-10	3-6	0-0	1-4-5	0	15	4	3	1	1	29
Elon	2-8	0-6	0-0	2-2-4	1	4	1	3	0	0	18
Furman	6-9	1-3	0-1	3-3-6	0	13	0	3	0	0	19
vs. Kentucky	3-6	1-3	0-0	0-0-0	0	7	0	0	0	0	16
App State	5-9	1-3	0-0	3-8-11	4	11	3	4	0	0	29
at Boston College	7-14	2-7	1-1	1-6-7	1	17	1	1	0	0	25
at Notre Dame•	4-11	1-5	0-0	0-6-6	0	9	2	1	0	1	33
Virginia•	7-13	5-9	0-0	1-3-4	1	19	5	2	1	0	32
Georgia Tech•	4-10	2-5	1-1	1-4-5	0	11	4	0	0	0	24
at Miami•	2-8	2-8	1-2	0-3-3	1	7	3	1	1	0	25
at Wake Forest•	8-17	3-7	3-4	3-5-8	5	22	0	0	0	3	25
Virginia Tech•	5-12	4-8	1-2	3-5-8	1	15	3	1	1	1	34
Boston College•	2-8	1-4	2-2	0-6-6	2	7	0	3	1	1	34
NC State•	6-8	5-7	0-0	0-2-2	2	17	3	1	1	2	27
at Louisville•	10-18	4-9	0-1	3-3-6	0	24	0	2	2	0	41
Duke•	7-16	6-10	1-2	1-5-6	2	21	0	0	0	0	35
at Clemson•	5-12	1-5	0-1	1-3-4	2	11	2	3	0	0	37
Florida State•	7-11	1-4	1-2	2-3-5	3	16	3	0	1	2	30
Pittsburgh•	5-13	1-7	1-2	5-5-10	3	12	3	4	1	2	35
at Virginia Tech											
Louisville											
at NC State											
Syracuse											
Duke											

and the first with 200 threes/100 blocks • Only Sooner to compile 1,000 points, 500 rebounds, 200 three-pointers and 100 blocks • Scored in double figures 75 times, grabbed 10 or more rebounds 11 times and had eight double-doubles • Made multiple three-pointers 63 times with five or more nine times • Third-team Academic All-America in 2021 • Three-time member of the Academic All-Big 12 team, including 2020-21, when he was one of only two players in the league nominated with a 4.0 grade point average • Two-time CoSIDA Academic all-district honoree.

2020-21: Averaged 10.8 points and 5.0 rebounds and shot 37.5 percent from three (48 of 128) in 25 games • Helped lead OU to a 16-11 record and No. 8 seed in the NCAA West Region where the Sooners defeated No. 9 Missouri and lost to top-seed Gonzaga • Second on the Sooners in three-pointers, three-point percentage and blocks and third in scoring and rebounding • Season-high 29 points on 8 of 11 shooting from three-point range against UT San Antonio • Scored 20 at Oklahoma State, 19 against Kansas in the Big 12 Tournament, 19 in the NCAA first round win over Missouri, 17 at Xavier and 17 against Oral Roberts • Made multiple three-pointers 11 times, including eight vs. UTSA, five against Missouri and four vs. Iowa State in the Big 12 Tourney.

Personal: Brady Reece Manek is the son of Cary and Tina Manek • Born Sept. 4, 1998, in Edmond, Okla. • Earned a 4.0 GPA at Harrah High School • His parents played basketball at Oklahoma Christian • His older brother, Kellen, played basketball at Southeastern Oklahoma State.

MANEK'S STATS AT OKLAHOMA																			
Year	GP-GS	Min.	Ave.	FGM-A	Pct.	3FGM-A	Pct.	FTM-A	Pct.	Off	Def	Reb	Ave.	A	TO	B	S	Pts	Ave.
2017-18	32-26	759	23.7	124-266	.466	59-154	.383	18-30	.600	40	125	165	5.2	15	23	22	11	325	10.2
2018-19	34-34	944	27.8	152-324	.469	57-159	.358	55-72	.764	49	151	200	5.9	26	46	23	23	416	12.2
2019-20	31-31	944	30.5	158-349	.453	71-187	.380	60-77	.779	42	149	191	6.2	27	26	37	14	447	14.4
2020-21	25-20	628	25.1	100-237	.422	48-128	.375	23-30	.767	31	94	125	5.0	21	22	19	13	271	10.8
OU Totals	122-111	3275	26.8	534-1176	.454	235-628	.374	156-209	.746	162	519	681	5.6	89	117	101	61	1459	10.6

MANEK'S STATS AT UNC																			
Year	GP-GS	Min.	Ave.	FGM-A	Pct.	3FGM-A	Pct.	FTM-A	Pct.	Off	Def	Reb	Ave.	A	TO	B	S	Pts	Ave.
2021-22	26-14	733	28.2	135-282	.479	58-151	.384	28-41	.683	39	110	149	5.7	44	40	16	18	356	13.7
Totals	148-125	4014	27.1	669-1458	.459	293-779	.376	184-250	.736	201	629	830	5.6	133	157	117	79	1815	12.3



0 – ANTHONY HARRIS

Points: 14 vs. UCLA (12/21/19)
Field Goals: 5 vs. UCLA (12/21/19)
Three-Pointers: 2 vs. UCLA (12/21/19), vs. Notre Dame (3/10/21)
Free Throws: 6 vs. Elon (12/11/21)
Offensive Rebounds: 2 at Duke (2/6/21)
Rebounds: 3 vs. Wofford (12/15/19)
Assists: 3 several times
Turnovers: 4 vs. Duke (3/6/21)
Steals: 2 vs. Wofford (12/15/19), at Duke (2/6/21)

1 – LEAKY BLACK

Points: 16 at Miami (1/5/21)
Field Goals: 6 at Miami (1/5/21)
Three-Pointers: 4 at Miami (1/5/21)
Free Throws: 4 several times
Offensive Rebounds: 5 at Notre Dame (2/17/20)
Rebounds: 11 vs. UNC Asheville (11/23/21)
Assists: 9 vs. Duke (2/8/20)
Turnovers: 4 several times
Blocks: 3 vs. Syracuse (1/12/21), Boston College (1/26/22)
Steals: 4 at Pittsburgh (1/18/20)

2 – CALEB LOVE

Points: 25 at Duke (2/6/21)
Field Goals: 9 at Duke (2/6/21), vs. Michigan (12/1/21)
Three-Pointers: 6 vs. Florida State (2/12/22)
Free Throws: 10 at Charleston (11/16/21)
Offensive Rebounds: 2 at Iowa (12/8/20)
Rebounds: 8 at Syracuse (3/1/21)
Assists: 9 vs. Northeastern (2/17/21)
Turnovers: 6 several times
Blocks: 3 vs. UNLV (11/30/20)
Steals: 3 several times

3 – DONTREZ STYLES

Points: 8 vs. Florida State (2/12/22)
Field Goals: 3 at Miami (1/18/22), vs. NC State (1/29/22), Florida State (2/12/22)
Three-Pointers: 1 at Miami (1/18/22)
Free Throws: 2 vs. Kentucky (12/18/21), Florida State (2/12/22), Pittsburgh (2/16/22)
Offensive Rebounds: 3 vs. NC State (1/29/22)
Rebounds: 4 vs. NC State (1/29/22), Florida State (2/12/22)
Assists:
Turnovers: 3 vs. Florida State (2/12/22)
Blocks: 1 vs. Kentucky (12/18/21), Pittsburgh (2/16/22)
Steals: 1 vs. UNC Asheville (11/23/21), at Notre Dame (1/5/22), Pittsburgh (2/16/22)

4 – RJ DAVIS

Points: 26 vs. Brown (11/12/21)
Field Goals: 9 vs. Brown (11/12/21)
Three-Pointers: 6 vs. Brown (11/12/21)
Free Throws: 8 vs. Virginia Tech (1/24/22)
Offensive Rebounds: 2 vs. Charleston (11/25/20), UNLV (11/30/20), Georgia Tech (1/15/22)
Rebounds: 7 vs. Purdue (11/20/21), Boston College (1/26/22)
Assists: 8 at Iowa (12/8/20)
Turnovers: 5 vs. Florida State (2/27/21)
Blocks: 2 vs. Florida State (2/12/22)
Steals: 4 vs. Pittsburgh (2/16/22)

5 – ARMANDO BACOT

Points: 29 vs. Virginia (1/8/22), Georgia Tech (1/15/22)
Field Goals: 12 vs. Virginia (1/8/22)
Three-Pointers: 1 at Boston College (1/2/22)
Free Throws: 9 vs. Oregon (11/29/19), Georgia Tech (1/15/22)
Offensive Rebounds: 9 vs. Virginia (1/8/22)
Rebounds: 22 vs. Virginia (1/8/22), at Louisville (2/1/22)
Assists: 7 vs. Miami (1/25/20)
Turnovers: 5 vs. Virginia (2/15/20), at Georgia Tech (12/5/21)
Blocks: 6 vs. Oregon (11/29/19), at Charleston (11/16/21), vs. NC State (1/29/22)
Steals: 4 vs. Elon (12/11/21)

11 – D'MARCO DUNN

Points: 6 at Boston College (1/2/22)
Field Goals: 2 vs. Kentucky (12/18/21), at Boston College (1/2/22), at Miami (1/18/22)
Three-Pointers: 1 vs. UNC Asheville (11/23/21), at Boston College (1/2/22), vs. Duke (2/5/22)
Free Throws: 1 at Boston College (1/2/22)
Offensive Rebounds: 1 at Boston College (1/2/22)
Rebounds: 3 at Boston College (1/2/22)
Assists: 1 several times
Turnovers: 1 several times
Blocks:
Steals: 1 vs. Kentucky (12/18/21)

13 – DAWSON GARCIA (set playing for Marquette unless noted)

Points: 28 at Villanova (2-10-21)
Field Goals: UNC- 10 vs. Purdue (11/20/21)
Three-Pointers: 3 vs. Eastern Illinois (11-27-20); UNC- vs. Purdue (11/20/21)
Free Throws: 9 at Villanova (2-10-21)
Offensive Rebounds: 6 at Creighton (12-14-20), vs. UConn (1-5-21), vs. St. John's (1-31-21)
Rebounds: 13 at Georgetown (1-2-21)
Assists: 4 vs. Arkansas-Pine Bluff (11-25-20)
Turnovers: 5 vs. Villanova (12-23-20)
Blocks: 2 at Creighton (12-14-20), vs. DePaul (1-23-21), at Butler (2-17-21)
Steals: 2 vs. Butler (2-2-21); UNC- 2 vs. Loyola Maryland (11/9/21)

14 – PUFF JOHNSON

Points: 6 vs. NC State (1/29/22)
Field Goals: 3 vs. NC State (1/29/22)
Three-Pointers: 1 vs. Charleston (11/25/20), NC State (1/29/22), Florida State (2/12/22)
Free Throws: 2 at Georgia Tech (12/30/20)
Offensive Rebounds: 2 at Miami (1/18/22), at Wake Forest (1/22/22), vs. NC State (1/29/22)
Rebounds: 6 vs. NC State (1/29/22)
Assists: 2 vs. Duke (2/5/22)
Turnovers: 1 several times
Blocks: 1 vs. NC State (1/29/22)
Steals: 1 several times

22 – JUSTIN MCKOY (set playing for Virginia unless noted)

Points: 11 vs. San Francisco (11/27/20)
Field Goals: 4 vs. San Francisco (11/27/20), Miami (3/1/21)
Three-Pointers: 1 several times
Free Throws: 3 vs. Saint Francis (12/1/20)
Offensive Rebounds: 3 vs. North Carolina (12/8/19), at Notre Dame (12/30/20), vs. NC State (2/24/21)
Rebounds: 6 five times
Assists: 3 vs. Towson (11/25/20); UNC- vs. UNC Asheville (11/23/21), at Miami (1/18/22)
Turnovers: 2 vs. Saint Francis (12/1/20)
Blocks: 1 vs. Vermont (11/19/19)
Steals: 2 vs. Saint Francis (12/1/20), Miami (3/1/21)

24 – KERWIN WALTON

Points: 19 vs. Louisville (2/20/21)
Field Goals: 7 vs. Louisville (2/20/21)
Three-Pointers: 5 vs. Louisville (2/20/21)
Free Throws: 5 vs. Florida State (3/12/21)
Offensive Rebounds: 2 vs. Syracuse (1/12/21), Purdue (11/20/21), at Wake Forest (1/22/22)
Rebounds: 5 vs. Florida State (3/12/21)
Assists: 4 several times
Turnovers: 3 at Miami (1/5/21), vs. Louisville (2/20/21), at Charleston (11/16/21)
Blocks: 1 several times
Steals: 2 several times

25 – CREIGHTON LEBO

Points: 2 at Virginia (2/13/21), vs. Northeastern (2/17/21), vs. Louisville (2/20/21)
Rebounds: 1 twice

30 – JACKSON WATKINS

Points: 1 vs. NC State (1/29/22)

34 – DUWE FARRIS

Points: 2 vs. NC State (1/29/22)
Rebounds: 1 several times

35 – RYAN McADDOO

Points: FGCU- 2 vs. North Florida and at Stetson
Rebounds: 1 several times
Assists: UNC- 1 twice

45 – BRADY MANEK (set playing for Oklahoma unless noted)

Points: 31 vs. TCU (1/18/20)
Field Goals: 11 vs. Oklahoma State (2/1/20)
Three-Pointers: 8 vs. UTSA (12/3/20)
Free Throws: 9 vs. UTRGV (12/30/19)
Offensive Rebounds: 5 at Kansas (1/2/19), at Oklahoma State (3/1/21)
Rebounds: 15 vs. Iowa State (2/6/21)
Assists: UNC- 5 vs. Virginia (1/8/22)
Turnovers: 4 several times
Blocks: 4 vs. TCU (1/12/19), at Wichita State (12/14/19)
Steals: 4 vs. Baylor (1/20/20)

2021-22 TEAM GAME-BY-GAME STATS



	PTS	FG	FG%	1st	2nd	3FG	3FG%	FT	FT%	O-D-REB	PF	A	TO	B	ST
Carolina, W	83	29-55	.527	.536	.519	8-21	.381	17-28	.607	6-31-37	20	15	12	3	7
Loyola Maryland	67	24-55	.436	.433	.440	7-25	.280	12-21	.571	3-27-30	21	14	12	1	9
Carolina, W	94	32-62	.516	.563	.467	9-21	.429	21-28	.750	13-26-39	14	16	7	6	2
Brown	87	37-73	.507	.600	.421	7-19	.368	6-9	.667	10-20-30	23	13	5	6	5
Carolina, W	94	32-59	.542	.452	.643	7-20	.350	23-32	.719	7-42-49	19	19	17	9	4
at College of Charleston	83	28-77	.364	.366	.361	11-30	.367	16-23	.696	12-24-36	25	13	9	2	12
Carolina, L	84	31-69	.449	.469	.432	12-29	.414	10-12	.833	12-25-37	20	13	14	5	3
vs. Purdue	93	34-61	.557	.485	.643	10-23	.435	15-22	.682	4-27-31	16	21	9	2	6
Carolina, L	72	22-55	.400	.357	.444	10-23	.435	18-22	.818	5-25-30	15	9	13	1	4
vs. Tennessee	89	38-70	.543	.447	.656	9-20	.450	4-5	.800	8-30-38	18	28	10	4	9
Carolina, W	72	27-55	.491	.500	.481	7-14	.500	11-13	.846	13-38-51	13	15	18	6	3
UNC Asheville	53	18-68	.265	.273	.257	7-37	.189	10-14	.714	15-14-29	10	8	7	8	7
Carolina, W	72	31-67	.463	.361	.581	8-19	.421	2-3	.667	10-28-38	8	13	6	3	6
Michigan	51	20-57	.351	.367	.333	5-16	.313	6-6	1.000	8-27-35	10	9	13	1	3
Carolina, W	79	31-55	.564	.462	.655	10-17	.588	7-8	.875	7-26-33	13	21	14	2	8
at Georgia Tech	62	25-54	.463	.464	.462	6-16	.375	6-7	.857	4-17-21	16	8	13	3	11
Carolina, W	80	23-59	.390	.294	.520	7-23	.304	27-35	.771	15-33-48	14	11	16	3	12
Elon	63	25-58	.431	.419	.444	8-29	.276	5-9	.556	2-22-24	22	11	16	4	8
Carolina, W	74	30-60	.500	.467	.533	5-16	.313	9-14	.643	12-32-44	10	18	8	2	3
Furman	61	24-60	.400	.536	.281	10-33	.303	3-3	1.000	4-21-25	15	18	7	3	7
Carolina, L	69	23-53	.434	.370	.500	1-13	.077	22-28	.786	6-20-26	13	9	12	3	4
vs. Kentucky	98	39-72	.542	.417	.667	8-15	.533	12-17	.706	17-27-44	21	20	9	2	8
Carolina, W	70	29-62	.468	.394	.552	7-16	.438	5-9	.556	14-33-47	15	17	15	3	5
Appalachian State	50	20-64	.313	.367	.265	4-30	.133	6-7	.857	10-23-33	14	8	11	5	7
Carolina, W	91	32-61	.525	.471	.593	11-23	.478	16-19	.842	7-35-42	16	17	9	2	6
at Boston College	65	21-67	.313	.167	.484	8-28	.286	15-19	.789	12-23-35	16	12	8	3	3
Carolina, L	73	29-59	.492	.484	.500	8-22	.364	7-8	.875	5-34-39	13	10	14	2	5
at Notre Dame	78	29-61	.475	.471	.481	13-31	.419	7-11	.636	1-26-27	8	15	7	1	7
Carolina, W	74	28-59	.475	.483	.467	11-25	.440	7-11	.636	11-25-36	8	19	9	4	4
Virginia	58	25-56	.446	.423	.467	6-12	.500	2-4	.500	7-21-28	14	10	10	7	5
Carolina, W	88	30-63	.476	.500	.455	9-25	.360	19-21	.905	11-31-42	15	20	13	1	3
Georgia Tech	65	27-59	.458	.393	.516	3-14	.214	8-14	.571	4-22-26	20	10	11	1	9
Carolina, L	57	22-65	.338	.226	.441	6-30	.200	7-11	.636	15-30-45	18	13	14	5	1
at Miami	85	29-63	.460	.581	.344	13-28	.464	14-22	.636	8-31-39	13	16	4	1	10
Carolina, L	76	27-81	.333	.300	.366	6-28	.214	16-23	.696	23-27-50	25	9	11	2	6
at Wake Forest	98	32-59	.542	.516	.571	10-26	.385	24-32	.750	3-35-38	15	11	8	6	7
Carolina, W	78	23-63	.365	.394	.333	10-25	.400	22-26	.846	16-27-43	15	13	7	4	6
Virginia Tech	68	27-58	.466	.481	.452	7-18	.389	7-11	.636	5-27-32	21	13	9	2	2
Carolina, W	58	16-55	.291	.320	.267	6-17	.353	20-25	.800	12-32-44	11	7	8	7	3
Boston College	47	20-60	.333	.438	.214	1-16	.063	6-8	.750	8-30-38	19	5	9	2	4
Carolina, W	100	34-62	.548	.625	.467	15-27	.556	17-24	.708	10-29-39	17	17	12	9	7
NC State	80	26-67	.388	.300	.519	10-25	.400	18-21	.857	12-20-32	17	9	10	3	7
Carolina, W (ot)	90	31-71	.437	.448	.412	12-26	.462	16-20	.800	11-33-44	14	18	10	5	7
at Louisville	83	28-70	.400	.387	.433	15-35	.429	12-15	.800	11-30-41	22	14	12	4	5
Carolina, L	67	24-59	.407	.313	.519	9-22	.409	10-15	.667	6-18-24	14	13	8	3	5
Duke	87	34-59	.576	.552	.600	9-19	.474	10-13	.769	8-32-40	17	20	12	2	7
Carolina, W	79	29-58	.500	.400	.607	8-24	.333	13-17	.765	9-26-35	17	17	14	3	4
at Clemson	77	25-57	.439	.333	.556	8-19	.421	19-21	.905	6-21-27	17	14	12	5	9
Carolina, W	94	37-67	.552	.742	.389	12-28	.429	8-13	.615	13-27-40	16	22	16	5	7
Florida State	74	26-67	.388	.300	.459	9-19	.474	13-20	.650	15-19-34	15	12	13	4	9
Carolina, L	67	24-58	.414	.276	.552	7-26	.269	12-16	.750	11-18-29	18	13	13	6	11
Pittsburgh	76	24-47	.511	.600	.409	10-17	.588	18-20	.900	5-23-28	16	12	18	4	5
Carolina															
at Virginia Tech															
Carolina															
Louisville															
Carolina															
at NC State															
Carolina															
Syracuse															
Carolina															
at Duke															

2021-22 HIGHS AND LOWS



CAROLINA	High	Low
Field Goals	37 vs. Florida State	16 vs. Boston College (H)
Field Goal Attempts	81 at Wake Forest	53 vs. Kentucky
FG Percentage	.564 at Georgia Tech (31x55)	.291 vs. Boston College (H) (16x55)
FG Percentage in First Half	.742 vs. Florida State (23x31)	.226 at Miami (7x31)
FG Percentage in Second Half	.655 at Georgia Tech (19x29)	.267 vs. Boston College (H) (8x30)
3-Point Field Goals	15 vs. NC State (H)	1 vs. Kentucky
3-Point Attempts	30 at Miami	13 vs. Kentucky
3-Point Percentage (min. 10 att.)	.588 at Georgia Tech (10x17)	.077 vs. Kentucky (1x13)
Free Throws Made	27 vs. Elon	2 vs. Michigan (ties UNC record)
Free Throw Attempts	35 vs. Elon	3 vs. Michigan (UNC record)
FT Pct. (min. 10 att.)	.905 vs. Georgia Tech (H) (19x21)	.607 vs. Loyola Maryland (17x28)
Offensive Rebounds	23 at Wake Forest	5 vs. Tennessee, at Notre Dame
Defensive Rebounds	42 at Charleston	18 vs. Duke (H), Pittsburgh
Total Rebounds	51 vs. UNC Asheville	24 vs. Duke (H)
Rebound Margin	+24 vs. Elon (48-24)	-18 vs. Kentucky (26-44)
Assists	22 vs. Florida State	7 vs. Boston College (H)
Turnovers	18 vs. UNC Asheville	6 vs. Michigan
Blocked Shots	9 at Charleston, vs. NC State (H)	1 vs. Tennessee, Georgia Tech
Steals	12 vs. Elon	1 at Miami
Points	100 vs. NC State (H)	57 at Miami
Points in a First Half	62 vs. Florida State	22 at Miami
Points in a Second Half	58 at Charleston	25 vs. Boston College (H)
Points in Overtime	16 at Louisville	
Scoring Margin	+26 at Boston College (91-65)	-29 vs. Kentucky (69-98)
OPPONENTS	High	Low
Field Goals	39 by Kentucky	18 by UNC Asheville
Field Goal Attempts	77 at Charleston	54 at Georgia Tech
FG Percentage	.576 by Duke (H) (34x59)	.265 by UNC Asheville (18x68)
FG Percentage in First Half	.600 by Brown (21x35)	.167 at Boston College (6x36)
FG Percentage in Second Half	.600 by Pittsburgh (15x25)	
3-Point Field Goals	.667 by Kentucky (24x36)	.214 by Boston College (H)
3-Point Attempts	15 at Louisville	1 by Boston College (H)
3-Point Percentage (min. 10 attempts)	37 by UNC Asheville	12 by Virginia
Free Throws Made	.588 by Pittsburgh (10x17)	.063 by Boston College (H) (1x16)
Free Throw Attempts	24 at Wake Forest	2 by Virginia
FT Pct. (min. 10 att.)	32 at Wake Forest	4 by Virginia
	.905 at Clemson (19x21)	.571 by Loyola Maryland (12x21)
		.571 by Georgia Tech (H) (8x14)
Offensive Rebounds	17 by Kentucky	2 by Elon
Defensive Rebounds	35 at Wake Forest	14 by UNC Asheville
Total Rebounds	44 by Kentucky	21 at Georgia Tech
Assists	28 by Tennessee	5 by Boston College (H)
Turnovers	18 by Pittsburgh	4 at Miami
Blocked Shots	8 by UNC Asheville	1 by several teams
Steals	12 at Charleston	2 by Virginia Tech (H)
Points	98 by Kentucky	47 by Boston College (H)
Points in a First Half	50 by Brown	20 at Boston College
Points in a Second Half	58 by Kentucky	16 by Boston College (H)
Points in Overtime	9 at Louisville	
INDIVIDUAL BESTS	NORTH CAROLINA	OPPONENTS
Points	29 by Armando Bacot vs. Virginia	34 by Terquavion Smith, NC State (H)
	29 by Armando Bacot vs. Georgia Tech (H)	
Field Goals	12 by Armando Bacot vs. Virginia	12 by Sahvir Wheeler, Kentucky
Field Goal Attempts	19 by Armando Bacot vs. Virginia Tech (H)	21 by Terquavion Smith, NC State (H)
		21 by El Ellis at Louisville
Field Goal Percentage (min. 10 att.)	.909 by Armando Bacot vs. Brown (10x11)	.800 by Sahvir Wheeler, Kentucky (12x15)
		.800 by Trevien Williams, Purdue (8x10)
3-Point Field Goals	6 by RJ Davis vs. Brown	6 by Nate Laszewski at Notre Dame
	6 by Brady Manek vs. Tennessee, Duke (H)	
	6 by Caleb Love vs. Florida State	
3-Field Goal Attempts	10 by Brady Manek vs. Tennessee, Duke (H)	11 by four players
3-Point Field Goal Pct (min. 5 made)	.750 by Caleb Love vs. Florida State (6x8)	1.000 by Ithiel Horton, Pittsburgh (5x5)
Free Throws Made	10 by Caleb Love at Charleston	12 by Jake LaRivia at Wake Forest
Free Throw Attempts	12 by Caleb Love at Charleston	15 Jake LaRivia at Wake Forest
Free Throw Percentage (min. 5 made)	1.000 by Armando Bacot vs. Georgia Tech (H) (9x9)	1.000 by Jamarious Burton, Pittsburgh (6x6)
Offensive Rebounds	9 by Armando Bacot vs. Virginia	5 by Donovan Gregory, App State
Defensive Rebounds	16 by Armando Bacot at Louisville	14 by T.J. Bickerstaff, Boston College (H)
Total Rebounds	22 by Armando Bacot vs. Virginia, at Louisville	17 by T.J. Bickerstaff, Boston College (H)
Assists	7 by RJ Davis vs. Furman	9 by Femi Odukale, Pittsburgh
Turnovers	6 by Caleb Love vs. App State, Georgia Tech (H)	7 by Femi Odukale, Pittsburgh
Blocked Shots	6 by Armando Bacot at Charleston, vs. NC State (H)	5 by Drew Pember, UNC Asheville
Steals	4 by Armando Bacot vs. Elon	4 by nine players
	4 by RJ Davis vs. Pittsburgh	
Minutes Played	42:44 by Leaky Black at Louisville	40:00 by Ithiel Horton, Pittsburgh
		40:00 by Femi Odukale, Pittsburgh

2021-22 MISCELLANEOUS STATS



Games as UNC's Leading Scorer

	Season/Career
Armando Bacot	9/22
Caleb Love	9/15
RJ Davis	2/5
Brady Manek	4/4
Dawson Garcia	3/3
Leaky Black	0/1
Kerwin Walton	0/1

Games as UNC's Leading Rebounder

	Season/Career
Armando Bacot	19/45
Leaky Black	2/5
Brady Manek	3/3
Dawson Garcia	2/2
Caleb Love	1/1

Games as UNC's Leader in Assists

	Season/Career
Caleb Love	14/30
Leaky Black	3/19
RJ Davis	11/17
Armando Bacot	1/5
Anthony Harris	0/3
Brady Manek	2/2
Kerwin Walton	0/2
Justin McKoy	1/1

Double-Doubles

	Season/Career
Armando Bacot	19/37
Brady Manek	2/10 (8 at Oklahoma)
Dawson Garcia	1/4 (3 at Marquette)

Double-Figure Scoring Games

	Season/Career
Brady Manek	18/93 (75 at Oklahoma)
Armando Bacot	21/57
Caleb Love	21/37
RJ Davis	19/33
Dawson Garcia	5/22 (17 at Marquette)
Kerwin Walton	3/14
Leaky Black	4/12
Anthony Harris	0/3
Justin McKoy	0/1 at Virginia

30-Point Games

Brady Manek	0/2 at Oklahoma
-------------	-----------------

20-Point Games

	Season/Career
Brady Manek	5/17 (12 at Oklahoma)
Armando Bacot	8/13
Caleb Love	7/9
Dawson Garcia	3/9 (6 at Marquette)
RJ Davis	3/3

10-Rebound Games

	Season/Career
Armando Bacot	20/44
Brady Manek	2/13 (11 at Oklahoma)
Dawson Garcia	2/7 (5 at Marquette)
Leaky Black	1/4

20-Rebound Games

Armando Bacot	3/3
---------------	-----

Carolina's Largest Win: 26 at Boston College (91-65)

Carolina's Largest Loss: 29 vs. Kentucky (69-98)

Carolina's Largest Lead in a Win: 40 vs. Florida State (led 64-24, won 94-74)

Carolina's Largest Lead in a Loss: 5 vs. Pittsburgh (UNC led 5-0, lost 67-76)

Carolina's Largest Deficit: 35 vs. Kentucky (trailed 63-98, lost 69-98)

Carolina's Largest Deficit Overcome to Win: 11 at Charleston (trailed 15-26, won 94-83) and at Clemson (trailed 8-19, won 79-77)

Carolina's Largest Halftime Lead: 38 vs. Florida State (led 62-24, won 94-74)

Carolina's Largest Halftime Deficit: 27 at Miami (trailed 22-49, lost 57-85)

Carolina's Largest Halftime Deficit Overcome to Win: 6 at Charleston (trailed 36-42, won 94-83)

Carolina's Largest Halftime Lead in a Loss:

Game	Largest UNC Lead	Largest UNC Deficit	Time Led	Time Trailed	Ties	Lead Changes	Largest UNC Run	Largest Opponent Run
Loyola, W (83-67)	26	0	39:44	0:00	0	0	10	5
Brown, W (94-87)	8	7	18:03	18:05	11	13	6	10
at Charleston, W (94-83)	12	11	16:10	22:53	1	3	8	6
vs. Purdue, L (84-93)	1	13	0:16	39:08	1	2	7	10
vs. Tennessee, L (72-89)	1	20	1:14	37:45	0	5	6	7
UNC Asheville, W (72-53)	22	0	36:54	0:00	2	0	12	7
Michigan, W (72-51)	25	5	24:49	11:30	3	8	8	5
at Georgia Tech, W (79-62)	19	9	22:34	12:53	6	5	12	13
Elon, W (80-63)	19	4	31:57	5:16	3	5	8	4
Furman, W (74-61)	22	2	35:30	1:42	2	4	11	9
vs. Kentucky, L (69-98)	2	35	0:14	38:10	1	1	6	10
App State, W (70-50)	25	4	36:35	2:21	1	2	12	7
at Boston College, W (91-65)	36	4	35:53	3:26	0	1	9	7
at Notre Dame, L (73-78)	4	13	4:47	32:29	5	5	8	8
Virginia, W (74-58)	25	1	36:54	0:16	2	2	10	9
Georgia Tech, W (88-65)	32	0	39:46	0:00	0	0	10	7
at Miami, L (57-85)	3	33	36:42	2:32	1	1	6	14
at Wake Forest, L (76-98)	3	23	3:34	31:06	6	5	7	10
Virginia Tech, W (78-68)	13	4	31:30	6:30	3	9	8	8
Boston College, W (58-47)	11	3	34:57	1:27	3	4	9	6
NC State, W (100-80)	35	0	39:06	0:00	0	0	9	9
at Louisville, W OT (90-83)	10	7	22:50	18:34	9	13	9	12
Duke, L (67-87)	0	28	0:00	39:49	0	0	8	12
at Clemson, W (79-77)	9	11	16:16	19:12	10	11	8	8
Florida State, W (94-74)	40	0	39:12	0:00	0	0	18	9
Pittsburgh, L (67-76)	5	21	6:20	31:16	3	3	8	12
at Virginia Tech								
Louisville								
at NC State								
Syracuse								
at Duke								

season highs in bold

2021-22 PLUS/MINUS



Game	#0 Harris	#1 Black	#2 Love	#3 Styles	#4 Davis	#5 Bacot	#11 Dunn	#13 Garcia	#14 Johnson
Loyola Maryland	-9	+25	+19	-9	+16	+18	-9	+12	DNP
Brown	+4	+12	+6	+2	+4	+14	DNP	-4	DNP
at College of Charleston	DNP	+16	+8	DNP	+5	+16	DNP	-6	DNP
vs. Purdue	-2	DNP	-11	DNP	-3	-5	DNP	-6	DNP
vs. Tennessee	-8	-13	-14	-2	-9	-6	DNP	-19	DNP
UNC Asheville	-3	+15	+18	+1	+15	+20	+1	+11	DNP
Michigan	-4	+29	+23	-4	+21	+27	-4	+12	DNP
at Georgia Tech	+5	+15	+25	DNP	+18	+26	DNP	-4	DNP
Elon	+4	+11	+19	DNP	+11	+10	-1	+14	DNP
Furman	-1	+18	+12	-2	+16	+11	-2	+10	DNP
vs. Kentucky	-13	-15	-30	-1	-15	-27	Even	-32	DNP
App State	+21	+6	+8	+1	+14	+19	-2	-1	DNP
at Boston College	+9	+18	+34	-5	+24	+30	-5	-4	DNP
at Notre Dame	-10	+6	+1	-5	-5	-1	-6	DNP	DNP
Virginia	+3	+13	+23	-7	+23	+23	-7	DNP	DNP
Georgia Tech	DNP	+23	+12	-4	+31	+23	-1	+3	-2
at Miami	DNP	-13	-19	+1	-27	-18	-1	-12	-2
at Wake Forest	DNP	-7	-13	-4	-12	-15	-12	-6	-7
Virginia Tech	DNP	+13	+15	DNP	+15	+11	DNP	DNP	-5
Boston College	DNP	+12	+8	DNP	+9	+9	DNP	DNP	Even
NC State	DNP	+28	+22	-7	+24	+23	-8	DNP	-5
at Louisville	DNP	+6	+8	DNP	+7	+8	DNP	DNP	+5
Duke	DNP	-28	-21	+8	-17	-19	+6	DNP	-2
at Clemson	DNP	-11	-1	+8	-3	+5	+2	DNP	Even
Florida State	DNP	+25	+27	-4	+30	+33	-2	DNP	-4
Pittsburgh	DNP	-10	-8	-9	-8	-8	DNP	DNP	-8
Totals	-4	+194	+171	-42	+184	+227	-51	-32	-30
at Virginia Tech									
Louisville									
at NC State									
Syracuse									
at Duke									

Game	#15 Landry	#22 McKoy	#24 Walton	#25 Lebo	#30 Watkins	#34 Farris	#35 McAdoo	#45 Manek
Loyola Maryland	DNP	-2	+8	DNP	DNP	DNP	DNP	+20
Brown	DNP	-3	-4	DNP	DNP	DNP	DNP	+4
at College of Charleston	DNP	-1	+7	DNP	DNP	DNP	DNP	+10
vs. Purdue	DNP	-3	-9	DNP	DNP	DNP	DNP	-6
vs. Tennessee	DNP	DNP	-8	DNP	DNP	DNP	DNP	-6
UNC Asheville	DNP	+5	+6	DNP	DNP	DNP	DNP	+6
Michigan	DNP	-8	+2	DNP	DNP	DNP	DNP	+11
at Georgia Tech	DNP	Even	-12	DNP	DNP	DNP	DNP	+12
Elon	+1	Even	+4	+1	+1	+1	+1	+8
Furman	DNP	-2	-4	DNP	DNP	DNP	DNP	+9
vs. Kentucky	DNP	-1	-8	DNP	DNP	DNP	DNP	-3
App State	DNP	+1	+10	DNP	DNP	DNP	DNP	+23
at Boston College	DNP	DNP	+12	-3	DNP	-2	-7	+29
at Notre Dame	DNP	DNP	DNP	DNP	DNP	DNP	DNP	-5
Virginia	DNP	-9	DNP	DNP	DNP	DNP	-7	+25
Georgia Tech	DNP	+8	-2	DNP	DNP	DNP	DNP	+24
at Miami	DNP	-5	-24	DNP	DNP	DNP	DNP	-20
at Wake Forest	DNP	-11	-7	DNP	DNP	DNP	DNP	-16
Virginia Tech	DNP	-5	-12	DNP	DNP	DNP	DNP	+18
Boston College	DNP	+9	+5	DNP	DNP	DNP	DNP	+3
NC State	Even	-8	+2	Even	Even	Even	Even	+29
at Louisville	DNP	+1	Even	DNP	DNP	DNP	DNP	Even
Duke	DNP	+4	-8	DNP	DNP	DNP	DNP	-23
at Clemson	DNP	-4	+8	DNP	DNP	DNP	DNP	+6
Florida State	-5	-1	-5	-5	-5	-5	-5	+26
Pittsburgh	DNP	DNP	+7	DNP	DNP	DNP	DNP	-1
Totals	-4	-35	-39	-7	-4	-15	-18	+184
at Virginia Tech								
Louisville								
at NC State								
Syracuse								
at Duke								

note: plus/minus game leaders must have played at least half the game

2021-22 MISC. STATS, LINEUPS



GAME	UNC Leading Scorer	UNC Leading Rebounder	UNC Leader in Assists	2nd Chance Points	Pts Off Turnovers	Fastbreak Points	Points in the Paint	Bench Points
Loyola Maryland	Love 22	Garcia 9	Davis 5	9-7	15-12	15-10	36-26	25-20
Brown	Davis 26	Bacot 10	Davis 6	19-9	5-8	4-11	36-44	19-26
at College of Charleston	Bacot 24	Bacot 12	Love 6	9-14	13-19	9-16	46-32	31-40
vs. Purdue	Garcia 26	Garcia 8	Davis, Love 4	21-5	10-19	11-15	18-42	14-28
vs. Tennessee	Manek 24	Bacot 12	Davis 4	5-7	14-19	8-19	22-54	24-30
UNC Asheville	Bacot 22	Black 11	Love 5	14-8	8-19	13-0	34-22	17-14
Michigan	Love 22	Bacot 14	Love 4	14-5	13-4	4-4	34-20	11-11
at Georgia Tech	Davis 23	Bacot 13	Davis, Love 5	7-2	21-18	15-23	38-32	17-17
Elon	Garcia, Love 22	Black 8	Black 3	17-3	23-17	19-4	30-26	14-15
Furman	Garcia 20	Bacot 12	Davis 7	19-0	8-2	9-7	44-26	15-12
vs. Kentucky	Bacot 22	Bacot 10	Love 3	6-15	14-22	11-14	36-54	21-19
App State	Bacot 16	Manek 11	Love 5	14-10	14-13	11-2	38-28	23-10
at Boston College	Love 22	Bacot 11	Black 5	10-13	8-10	7-4	34-22	34-22
at Notre Dame	Bacot 21	Bacot 17	Davis 5	9-2	15-19	8-2	32-22	5-14
Virginia	Bacot 29	Bacot 22	Love, Manek 5	14-4	8-11	8-5	30-30	8-14
Georgia Tech	Bacot 29	Bacot 12	Davis 6	15-4	15-14	4-8	38-26	11-28
at Miami	Bacot 15	Bacot 12	Love, Manek, McKoy 3	11-11	5-30	4-13	30-24	21-10
at Wake Forest	Manek 22	Bacot 12	Davis, Love 3	29-5	7-21	2-30	36-40	15-25
Virginia Tech	Love 22	Bacot 20	Love 5	6-10	12-7	6-2	20-36	2-6
Boston College	Love 16	Bacot 18	Black 5	8-6	6-10	4-6	18-30	8-14
NC State	Love 21	Bacot 13	Love 5	13-10	18-13	25-11	28-22	22-9
at Louisville	Manek 24	Bacot 22	Love 6	12-8	13-10	0-13	24-24	0-44
Duke	Manek 21	Love, Manek 6	Love 4	2-9	12-14	8-8	26-36	11-17
at Clemson	Bacot 24	Bacot 10	Davis 6	8-6	15-9	9-3	30-28	7-22
Florida State	Love 18	Bacot 14	Love 6	21-12	15-12	20-11	46-30	22-31
Pittsburgh	Love 19	Manek 10	Bacot 4	4-5	24-22	5-5	26-22	15-4
Totals				316-190	331-364	239-246	830-798	392-502
Averages				12.2-7.3	12.7-14.0	9.2-9.5	31.9-30.7	15.1-19.3
at Virginia Tech								
Louisville								
at NC State								
Syracuse								
at Duke								

GAME-BY-GAME STARTERS

Game	1	2	3	4	5	Record w/Lineup
Loyola Maryland	Love	Davis	Black	Manek (1/112)	Bacot	(a) 1-0
Brown	Love	Davis	Black	Garcia	Bacot	(b) 1-0
at College of Charleston	Love	Davis	Black	Garcia	Bacot	(b) 2-0
vs. Purdue	Love	Davis	Walton (1/21)	Garcia	Bacot	(c) 0-1
vs. Tennessee	Love	Davis	Black	Garcia	Bacot	(b) 2-1
UNC Asheville	Love	Davis	Black	Garcia	Bacot	(b) 3-1
Michigan	Love	Davis	Black	Garcia	Bacot	(b) 4-1
at Georgia Tech	Love	Davis	Black	Garcia	Bacot	(b) 5-1
Elon	Love	Davis	Black	Garcia	Bacot	(b) 6-1
Furman	Love	Davis	Black	Garcia	Bacot	(b) 7-1
vs. Kentucky	Love	Davis	Black	Garcia	Bacot	(b) 7-2
App State	Love	Davis	Black	Garcia	Bacot	(b) 8-2
at Boston College	Love	Davis	Black	Garcia	Bacot	(b) 9-2
at Notre Dame	Love	Davis	Black	Manek	Bacot	(a) 1-1
Virginia	Love	Davis	Black	Manek	Bacot	(a) 2-1
Georgia Tech	Love	Davis	Black	Manek	Bacot	(a) 3-1
at Miami	Love	Davis	Black	Manek	Bacot	(a) 3-2
at Wake Forest	Love	Davis	Black	Manek	Bacot	(a) 3-3
Virginia Tech	Love	Davis	Black	Manek	Bacot	(a) 4-3
Boston College	Love	Davis	Black	Manek	Bacot	(a) 5-3
NC State	Love	Davis	Black	Manek	Bacot	(a) 6-3
at Louisville	Love	Davis	Black	Manek	Bacot	(a) 7-3
Duke	Love	Davis	Black	Manek	Bacot	(a) 7-4
at Clemson	Love	Davis	Black	Manek	Bacot	(a) 8-4
Florida State	Love	Davis	Black	Manek	Bacot	(a) 9-4
Pittsburgh	Love (26/52)	Davis (26/35)	Black (25/84)	Manek (14/131)	Bacot (26/86)	(a) 9-5
at Virginia Tech						
Louisville						
at NC State						
Syracuse						
at Duke						

number of season/career starts in parentheses

LAST TIME IT HAPPENED...UNC



Won by one point: 66-65 over Notre Dame, 1/2/21
Won consecutive games by two points or less: 66-65 over Notre Dame, 1/2/21; 67-65 at Miami, 1/5/21
Won by 30 on the road: 38– UNC 95, Wake Forest 57, 2/16/19
Won by 40 on the road: 49– UNC 116, Elon 67, 11/9/18
Won by 30 at a neutral site: ^39–UNC 103, Texas Southern 64, 3/17/17, in Greenville, S.C.
Won by 40 at a neutral site: *42– UNC 101, Notre Dame 59, 3/10/16, in Greensboro
Won by 50: 50– UNC 108, Tennessee Tech 58, 11/16/18
Won by more than 50: 51– UNC 107, NC State 56, 1/8/17
Won by 60: 68– UNC 116, UNC Asheville 48, 11/30/08
Lost consecutive games by 20 or more: 28– at Miami 85, UNC 57, 1/18/22; 22– at Wake Forest, 1/22/22
Lost by 25 or more: 28– at Miami 85, UNC 57, 1/18/22
Lost by 25 at home: 25– Ohio State, UNC 49, 12/4/19
Lost by more than 25 at home: 29– Duke 87, UNC 58, 1/31/02
Lost by 30 or more: 33– Florida State 90, UNC 57, 1/14/12
Lost by 30 or more at home: 35– Duke 104, UNC 69, 2/29/64
Never trailed: 2/12/22 vs. Florida State (led for 39:12)
Never led: 2/5/22 vs. Duke (lost 67-87, trailed for 39:49)
Played overtime: won at Louisville, 90-83, 2/1/22
Played 2 OT: lost at Virginia Tech, 77-79, 1/22/20
Played 3 OT: lost to Wake Forest, 114-119, 12/20/03
Played 4 OT: won at Tulane, 113-106, 2/14/76

CAROLINA SCORING

20 in 7 consecutive games: Garrison Brooks, 2019-20
20 in 9 consecutive games: Tyler Hansbrough, 2008-09
30: Garrison Brooks vs. NC State, 2/25/20
35: Garrison Brooks vs. Georgia Tech, 1/4/20
Consecutive games w/30: Antawn Jamison (35 vs. Duke, 2/5/98; 31 at Georgia Tech, 2/8/98)
30/consecutive games by different players: 31 by Luke Maye vs. NC State, 2/5/19; 33 by Coby White vs. Miami, 2/9/19
More than 35: Brice Johnson (39) at Florida State, 1/4/16
40: *Harrison Barnes (40) vs. Clemson, 3/12/11 in Greensboro
20/1st half: 20 by Coby White vs. Texas, 11/22/18 in Las Vegas
20/2nd half: 20 by Armando Bacot vs. Georgia Tech, 1/15/22
25/half: Joel Berry II (25) 2nd half vs. Miami, 2/27/18
More than 25/half: Luke Maye (27 in 2nd half) at NC State, 2/10/18
25 after halftime: Coby White (25– 23 in 2nd, 2 in OT) vs. Miami, 2/9/19
30 after halftime: Marcus Paige (31– 21 in 2nd, 10 in OT) at NC State, 2/26/14
10 or more in OT: 11 by Marcus Paige at NC State, 2/26/14
Non-starter scored 20: 24 by Brady Manek vs. Tennessee, 11/21/21 in Uncasville, Conn.
25/four straight games: Garrison Brooks (30 vs. NC State, 2/25/20; 26 at Syracuse, 2/29/20; 25 vs. Wake Forest, 3/3/20; 26 at Duke, 3/7/20)
25/five or more straight games: 12 in a row by Charlie Scott, 1970
25/three consecutive road games: Garrison Brooks (28 at Virginia Tech, 1/22/20; 27 at NC State, 1/27/20; 26 at Duke 3/7/20)
Two scored 25 in consecutive games: Garrison Brooks (26), Cole Anthony (25) at Syracuse, 2/29/20; Anthony (28), Brooks (25) vs. Wake Forest, 3/3/20
Three scored 20: Joel Berry II (26), Isaiah Hicks (22), Justin Jackson (22) vs. Florida State, 1/14/17
Two players scored 30: Brice Johnson (39), Marcus Paige (30) at Florida State, 1/4/16
Players on both teams scored 30: 30 by Luke Maye, 33 by RJ Barrett at Duke, 2/20/19
Out-scored opponents in a half: Reggie Bullock (21-20 in 1st) vs. Maryland, 1/19/13
Scored UNC's first 14 points: Kenny Williams at Stanford, 11/20/17
Scored 20 in less than 10 minutes: Kenny Williams in first 9:03 at Stanford, 11/20/17
No player in double figures: at Virginia, 2/13/21
One player in double figures: 15 by Armando Bacot at Miami, 1/18/22
Bench outscored the starters (not including Senior Night): 37/33 vs. Marquette, 2/24/21
Zero bench points: at Louisville, 2/1/22
Six in double figures: at Duke, 2/6/21
Eight in double figures: vs. Saint Francis, 1/2/11
Nine in double figures: Kevin Madden (17), Ranzino Smith (17), Warren Martin (15), Steve Bucknall (12), Joe Wolf (10), Steve Hale (10), Brad Daugherty (10), Jeff Lebo (10) & Kenny Smith (10) vs. Manhattan, 12/27/85, in Miami
Scored 100: 100 vs. NC State, 1/29/22
Scored 100/road game: 116 at Elon, 11/9/18
Scored 100/ACC road game: 106 at Florida State, 1/4/16
Scored 100/consecutive ACC games: 114 vs. Wake Forest, 12/20/03 and 103 vs. Georgia Tech, 1/11/04
Scored 100/3 consecutive games: 107 vs. Cleveland State, 12/30/04; 105 vs. William & Mary, 1/2/05; 109 vs. Maryland, 1/8/05
Scored 100/loss: 100 vs. Kentucky, 12/17/16 in Las Vegas
Scored 100/ vs. top 5 AP-ranked team: 103 vs. No. 4 Gonzaga, 12/15/18
Scored 100/ vs. top 10 AP-ranked team: 103 vs. No. 10 Virginia Tech, 1/21/19
Both teams scored 100: Kentucky 103, UNC 100, 12/17/16 in Las Vegas
Scored 50/both halves: *vs. Notre Dame, 3/10/21 in Greensboro (50 and 51)
Scored 60/half: 62, 1st half vs. Florida State, 2/12/22
Scored 65/half: 65, 2nd half at Florida State, 1/4/16
Scored 70/half: 77, 1st half vs. VMI, 12/17/94
Scored 50/half in a loss: 56 (2nd half) vs. Georgia Tech, 1/4/20
Scored less than 50/game: 48 at Virginia, 2/13/21

Less than 20/half: 18 (1st) at Virginia, 2/13/21
Less than 25/each half: 23 & 22 vs. Michigan State, 11/26/17 in Portland, Ore.
Less than 30/each half: 21 & 29 at Clemson, 2/2/21
Less than 30/half in a win: 25 (2nd) vs. Boston College, 1/26/22
Less than 20 in one half, 50 in the other: 18 (1st), 53 (2nd) vs. Butler, 11/20/12, in Maui
25 straight: vs. NC State, 1/12/08
More than 20 straight: *22 vs. Notre Dame, 3/10/21 in Greensboro
15 or more to begin game: 18-0 vs. Florida State, 2/12/22
10 or more to end the game: *13-0 vs. Miami in Brooklyn, 3/8/18
No field goals in last 5:00 in a win: none in last 6:47 in a 79-70 win vs. Duke, 3/9/19

CAROLINA FIELD GOAL SHOOTING

Made every FG att. (min. 10): Jeff McInnis, 10x10 vs. Cincinnati, 12/3/94, in Charlotte
Missed every FG att. (min. 10): RJ Davis, 0x10 vs. Virginia, 1/8/22
Missed every FG att. (more than 10): Harrison Barnes, 0x12 vs. Minnesota, 11/19/10, in San Juan
Made 10: Brady Manek at Louisville, 2/1/22
Made more than 10: 12 by Armando Bacot vs. Virginia, 1/8/22
Made 10/consecutive games: Bacot 10 vs. Brown, 11/12/21, 10 at Charleston, 11/16/21
Made 15 or more consecutive field goals: 16 by Brice Johnson – 11 vs. UCLA, 12/19/15 in Brooklyn; 5 vs. Appalachian State, 12/21/15 (tied UNC record)
Made less than 20: 16 vs. Boston College, 1/26/22
50 percent/game or better and lost: 50.0 (25x50) vs. Virginia, 2/15/20
50 percent/both halves and lost: 55.2 (16x29) & 53.6 (15x28) vs. Miami, 2/27/18
60 percent/both halves: 67.9 (19x28), 63.3 (19x30) vs. Tulane, 12/3/17
60 percent/game: 60.7 (42x69) vs. Louisville, 2/20/21
60 percent/game and lost: 64.2 at Duke, 3/2/86 (lost 74-82)
60 percent/consecutive games: ^60.6 (43x71) vs. Mount St. Mary's, 3/21/08, and 67.7 (44x65) vs. Arkansas, 3/23/08, both in Raleigh
70 percent/half: 74.2, 1st half (23x31) vs. Florida State, 2/12/12
70 percent/both halves: ^78.1 (25x32) & 80.0 (24x30) vs. Loyola Marymount, 3/19/88 in Salt Lake City, Utah
70 percent/game: 70.9 (39x55) vs. ODU, 11/23/07 in Las Vegas
75 percent/half: 78.1 (25x32) at NC State, 2/10/18
80 percent/half: 85.7 (24x28), 2nd vs. Old Dominion, 12/1/92
Under 25 percent/half: 22.6 (7x31) 1st half at Miami, 1/18/22
Under 25 percent/game: 24.6 (15x61) vs. Michigan State, 11/26/17 in Portland, Ore.
25 percent/half and won: 25.0 (7x28), 1st vs. Florida State, 2/27/21
Under 30 percent/both halves: 28.6 (10x35) & 25.9 (7x27) vs. Ohio State, 12/4/19
Under 30 percent/half at home: 27.6 (8x29) vs. Pittsburgh (1st), 2/16/22
Under 30 percent/half and won: 26.7 (8x30), 2nd vs. Boston College, 1/26/22
Under 30 percent/game: 29.1 (16x55) vs. Boston College, 1/26/22
Under 30 percent/game and won: 29.1 (16x55) vs. Boston College, 1/26/22
Under 35 percent/game and won consecutive games: 34.8 (24x69) vs. Notre Dame, 1/2/21; 34.4 (21x61) at Miami, 1/5/21
Under 40 percent/both halves and won: 32.0 & 26.7 vs. Boston College, 1/26/22
Made nine or more attempts to begin a half: 9 (2nd) at Portland, 11/23/17
Missed 10 or more attempts to begin a half: 15 vs. Georgia Tech, 1/4/20 (first field goal by Garrison Brooks with 6:50 to play in 1st half)
Missed 15 or more consecutive attempts: 17 at Florida State, 2/3/20
Both teams shot 60 percent in the second half: UNC (78.1, 25x32) and NC State (60.0, 21x35), 2/10/18 in Raleigh
Under 30 percent in the first half and over 60 in the second: at Clemson, 1/30/18 (29.4 in the 1st and 64.3 in the 2nd)

CAROLINA THREE-POINTERS

100 percent (min. 5 att.): Joel Berry II (5x5) vs. Duke, 3/4/17
Made 6 consecutive attempts: Cameron Johnson at Wake Forest, 2/16/19
Made 5/half: Caleb Love (1st half) vs. Florida State, 2/12/12
Made 6/half: Coby White (2nd half) vs. Miami, 2/9/19
Two players made 6: Cameron Johnson and Coby White at Clemson, 3/2/19
Made 6: Caleb Love vs. Florida State, 2/12/12
Made 7: Cole Anthony at Syracuse, 2/29/20
Made 8: Rashad McCants vs. Clemson, 3/2/04
Made 6 or more/consecutive games: Coby White – 6 vs. Syracuse, 2/26/19; 6 at Clemson, 3/2/19
Eight players made a 3FG: at Wake Forest, 2/16/19
Made 10 in a half: 10 (1st half) vs. NC State, 1/29/22
Made 15: 15 vs. NC State, 1/29/22
Made more than 15: 16 at Wake Forest, 2/16/19
Attempted 30: at Miami, 1/18/22
Attempted more than 30: 31 vs. Duke, 3/9/19
Did not make a three-pointer: 0 vs. Princeton, 12/13/97 (868 consecutive games with at least one three-pointer through Pittsburgh)
No starter made a 3FG: vs. Kentucky, 12/18/21 in Las Vegas (Brady Manek made one)
70 percent (min. 20 att.): 72.7 (16x22) vs. Western Carolina, 12/6/17
60 percent and lost: ^64.7 (11x17) vs. Villanova, 4/4/16 in Houston
Less than 10 percent: 7.7 (1x13) vs. Kentucky, 12/18/21 in Las Vegas
Made more 3FGs than 2FGs: vs. Clemson, 1/16/18 (made 15 3FGs and 11 2FGs)
Attempted more 3FGs than 2FGs: at Clemson (attempted 33 3FGs, 0 2FGs), 3/2/19
Made less than five and won: 4 at Pittsburgh, 1/26/21
Made 10 or more and lost: 12 vs. Tennessee, 11/21/21 in Uncasville, Conn.

CAROLINA FREE THROWS

Made 15 or more: 17 by Garrison Brooks vs. Georgia Tech, 1/4/20 (18 attempts)
Made 20 or more: 20 by Tyler Zeller vs. Maryland, 2/29/12 (23 attempts)
Attempted 20 or more: 23 by Tyler Zeller vs. Maryland, 2/29/12
For 10 or better: 14x14 by Cole Anthony vs. Boston College, 2/1/20
Made 30 or more in a row: 31 by Marcus Paige, 2013-14
Missed every attempt (more than 5): Garrison Brooks (0x7) vs. Boston College, 2/1/20
100 percent (min. 10 att.): vs. Wisconsin, 11/23/16 in Maui (12x12)
90 percent (min. 30 att.): 90.0 (27x30) vs. Florida State, 2/27/21
Under 40 percent: 38.9 (7x18) vs. Louisville, 2/20/21
Under 30 percent: 27.3 (3x11) at Wake Forest, 2/16/19
Made 30 or more: 34 (attempted 37) vs. Syracuse, 2/26/19
Made 40 or more: 41 (attempted 59) vs. Clemson, 1/28/98
Made less than five: 2 vs. Michigan, 12/1/21 (tied UNC record)
Missed 20 or more: 23 (24x47) vs. Texas, 12/18/13
Missed 25 or more: 26 (22x48) vs. Belmont, 11/17/13
Attempted 50: 50 (made 36) vs. Maryland, 2/15/04
Attempted less than five: 3 vs. Michigan, 12/1/21 (UNC record)
Made more free throws than field goals: vs. Boston College, 1/26/22 (20 FT, 16 FG)
No starter made a free throw: at Wake Forest, 2/16/19

CAROLINA REBOUNDS

10 or more by a guard: 11 by Cole Anthony vs. Duke, 2/8/20
10 or more in consecutive games by a guard: Cole Anthony (11 vs. Notre Dame, 11/6/19; 10 at UNCW, 11/8/19)
15 or more/consecutive games: Armando Bacot (20 vs. Virginia Tech, 1/24/22; 18 vs. Boston College, 1/26/22)
50 or more over 3 consecutive games: 53 by Armando Bacot (18 vs. Boston College, 1/26/22; 13 vs. NC State, 1/29/22, 22 at Louisville, 2/1/22)
60 or more over 4 consecutive games: 73 by Armando Bacot (20 vs. Virginia Tech, 1/24/22; 18 vs. Boston College, 1/26/22; 13 vs. NC State, 1/29/22, 22 at Louisville, 2/1/22)
85 or more over 5 consecutive games: 85 by Armando Bacot (12 at Wake Forest, 1/22/22; 20 vs. Virginia Tech, 1/24/22; 18 vs. Boston College, 1/26/22; 13 vs. NC State, 1/29/22; 22 at Louisville, 2/1/22)
20 or more: 22 by Armando Bacot at Louisville, 2/1/22
30: Rusty Clark vs. Maryland, 2/21/68
10 offensive: Kennedy Meeeks at Clemson, 1/3/17
More than 10 in a half: 13 (2nd half) by Armando Bacot at Louisville, 2/1/22
10 or more in both halves: 10 in both halves by Armando Bacot vs. Virginia, 1/8/22
Three players in double-figures: *Armando Bacot (13), Walker Kessler (12), Day'Ron Sharpe (10) vs. Notre Dame, 3/10/21 in Greensboro
10 or more in 13 straight games: Armando Bacot, 2022
10 or more in 15 straight games: John Henson, 2011
70 rebounds: 72 vs. Nicholls, 12/19/11
30 offensive rebounds: 31 vs. Nicholls, 12/19/11
Less than five offensive rebounds: 1 vs. Pitt, 2/14/16
30 second-chance points: 30 vs. Charleston, 11/25/20
35 or more second-chance points: 36 vs. Nicholls, 12/19/11
One second-chance point: 1 at Georgia Tech, 1/29/19
Rebound margin of 30 or more: +31, 56-25 vs. Elon, 11/20/19
Rebound margin of 35 or more: +35, 58-23 vs. Boston College, 1/9/18

CAROLINA DOUBLE-DOUBLES

Points & rebounds/consecutive games by a point guard: Cole Anthony (34/11 vs. Notre Dame, 11/6/19; 20/10 at UNCW, 11/8/19)
First game in career: Day'Ron Sharpe (13 pts/10 reb) vs. Charleston, 11/25/20
Both halves: Brice Johnson at Florida State, 1/4/16 (11/11 in 1st, 28/12 in 2nd)
Three in a game: *Armando Bacot (20 pts/13 reb), Walker Kessler (16 pts/12 reb), Day'Ron Sharpe (14 pts/10 reb) vs. Notre Dame, 3/10/21 in Greensboro
Four in a game: Larry Miller (29 pts/10 reb), Charlie Scott (18 pts/14 reb), Rusty Clark (13 pts/13 reb), Bill Bunting (10 pts/11 reb) vs. Clemson, 2/16/68 in Charlotte
Points & rebounds/10 consecutive games: Bacot vs. Furman, Kentucky, App State, Boston College, Notre Dame, Virginia, Georgia Tech, Miami, Wake Forest, Virginia Tech, 2022
40 points/20 rebounds: Billy Cunningham (48/25) vs. Tulane, 12/10/64
35 points/10 rebounds: Garrison Brooks (35/11) vs. Georgia Tech, 1/4/20
30 points/20 rebounds: Brice Johnson (39/23) at Florida State, 1/4/16
30 points/15 rebounds: Luke Maye (30/15) at Duke, 2/20/19
30 points/10 rebounds: Garrison Brooks (35/11) vs. Georgia Tech, 1/4/20
25 points/20 rebounds: Armando Bacot (29/22) vs. Virginia, 1/8/22
20 points/10 rebounds/5 blocks: Armando Bacot at Charleston, 11/16/21 (24/12/6)
15 points/20 rebounds/5 assists: Luke Maye at Boston College, 3/5/19 (17/20/5)
15 points/10 rebounds/8 blocks: *Walker Kessler vs. Notre Dame, 3/10/21 in Greensboro (16 pts/12 reb/8 blocks)
30 points/10 rebounds/5 assists: Cole Anthony (34/11/5) vs. Notre Dame, Nov. 6, 2019
Points & rebounds with 7 or more assists: Armando Bacot vs. Miami, 1/25/20 (19/12/7)
Points & assists: Theo Pinson (12/11) vs. Miami, 2/27/18
Points & assists/consecutive games: ^Kendall Marshall (11/10) vs. Vermont, 3/16/12, and (18/11) vs. Creighton, 3/18/12, in Greensboro
Points & assists/3 consecutive games: Kendall Marshall (20/10) at Duke, 3/3/12; (13/12) vs. Maryland, 3/9/12*; and (12/10) vs. NC State, 3/10/12* in Atlanta

CAROLINA TRIPLE-DOUBLES

Pts, rebs, assists: Jason Capel (16/11/10 assists) vs. Buffalo, 12/17/00
Pts, rebs, blocks: Brendan Haywood (18/14/10 blk) vs. Miami, 12/4/00

CAROLINA ASSISTS

More than 10: ^Theo Pinson (11) vs. Texas A&M, 3/18/18 in Charlotte
10 or more/consecutive games: ^Kendall Marshall– 10 vs. Vermont, 3/16/12; 11 vs. Creighton, 3/18/12 in Greensboro, N.C.
10 or more/three consecutive games: Kendall Marshall– 10 at Duke, 3/3/12; 12 vs. Maryland, 3/9/12* in Atlanta; 10 vs. NC State, 3/10/12* in Atlanta
15 or more: 16 by Kendall Marshall at Maryland, 2/4/12
10 or more assists and no turnovers: Marcus Paige (10/0) vs. Georgia Tech, 2/21/15
30 or more: 32 vs. Miami, 1/25/20
Assists on 90 percent of its field goals: vs. East Tennessee State, 12/8/12 (30 assists on 31 field goals, 96.8 percent)
5 or fewer: 5 at Maryland, 2/21/09

CAROLINA TURNOVERS

8 or more: 8 by Marcus Paige at Maryland, 3/6/13
15 or more/half: 15 (1st) at Georgia Tech, 2/16/10
20 and won: vs. Duke, 3/6/21
20 and won on the road: at Miami, 1/5/21
More than 20 and won on the road: 23 at NC State, 1/8/19
25 or more/game: 26 at Clemson, 1/13/10
Less than 5: 2 vs. Duke, 2/8/18 (tied school record)
Opponent scored 0 points off UNC turnovers: Fairfield, 11/15/15 (10 UNC turnovers)
Opponent scored 1 point off UNC turnovers: Duke, 2/8/18 (two UNC turnovers)
Opponent scored less than five points off UNC turnovers: 2 by Furman, 12/14/21 (8 turnovers)
Opponent scored 30 points off UNC turnovers: 30 at Miami, 1/18/22 (14 UNC turnovers)
Opponent scored more than 30 points off UNC turnovers: 31 by Texas, 11/22/18 in Las Vegas (17 UNC turnovers)

CAROLINA BLOCKED SHOTS

8: *Walker Kessler vs. Notre Dame, 3/10/21 in Greensboro
10: Brendan Haywood vs. Miami (Fla.), 12/4/00
10 or more: *12 vs. Notre Dame, 3/10/21 in Greensboro
15: 15 vs. Northern Kentucky, 12/27/13

CAROLINA STEALS

6: Marcus Paige at Georgia Tech, 3/3/15
8: ^Ty Lawson vs. Michigan State, 4/6/09 in Detroit
15 or more: 16 vs. Tennessee Tech, 11/16/18
20: 20 vs. UNC Asheville, 12/28/05

CAROLINA MISCELLANEOUS (UNC scores listed first)

Led UNC in points, rebounds, assists and blocks: Luke Maye vs. Tulane, 12/3/17 (22 points, 10 rebounds, 4 assists, 4 blocks)
Led UNC in points, rebounds, assists and steals: Garrison Brooks at Gonzaga, 12/18/19 (16 points, 6 rebounds, 3 assists, 2 steals)
Made game-winning shot w/0.00 on the clock: *Tyler Zeller vs. Miami, 3/11/11 in Greensboro (UNC won 61-59)
Made game-winning shot w/less than a second: ^Luke Maye (0.3) vs. Kentucky, 3/24/17 in Memphis
Made game-winning shot w/less than five seconds: Brady Manek (3.1) at Clemson 2/8/22
Made winning shots w/under 10 seconds in consecutive wins: Leaky Black (9.1) vs. Notre Dame, 1/2/21; Andrew Platek (3.6) at Miami, 1/5/21
Made two free throws w/less than 10 seconds to win: Joel Berry II with 7.1 seconds to play to win, 69-68, at Notre Dame, 1/13/18
Hit a shot from beyond halfcourt: P.J. Hairston vs. Mississippi St, 11/19/12 in Maui
Played the entire game: Raymond Felton at Virginia, 1/11/03
Four players played at least 45 minutes: Garrison Brooks (48), Andrew Platek (48), Leaky Black (47) and Justin Pierce (46) at Virginia Tech, 1/22/20
Played 50 minutes: Jawad Williams (50) vs. Wake Forest, 12/20/03
UNC rallied from more than 15-point deficit to win: trailed Florida State by 16 (23-39) in the 1st half and won, 78-70, 2/27/21
UNC rallied from double-figure deficit at halftime to win: trailed Florida State by 12 (29-41) and won, 78-70, 2/27/21
UNC rallied from 10-point deficit in the 2nd half to win: trailed Florida State by 12 (29-41) early in the 2nd half and won, 78-70, 2/27/21
UNC rallied from double-figure deficit w/less 10:00 to play and win: trailed Louisville by 13 (50-63) with 8:25 to play and won, 72-71, 1/10/15
UNC rallied from double-figure deficit in the 2nd half to win consecutive games: trailed Miami 34-53 (-19) w/9:51 to play and won, 61-59, 3/11/11* in Greensboro; trailed Clemson 30-41 (-11) w/17:23 to play and won, 92-87, in overtime, 3/12/11* in Greensboro
UNC rallied from 20 points down to win: trailed Georgia Tech, 30-50 w/4:00 left in the 1st half and won, 82-75, 2/15/06
UNC rallied from 20 points down to take the lead: trailed Georgia Tech, 9-29, w/8:04 to play in first half and took the lead four times in second half, but lost 71-73, 1/16/10
Four-point play (team): Kerwin Walton (3FG), Day'Ron Sharpe (FT) at Miami, 1/5/21
Four-point play (individual): Kerwin Walton vs. Northeastern, 2/17/21
UNC did not score a fastbreak point: at Louisville, 2/1/22
UNC scored 25 fastbreak points: 25 vs. NC State, 1/29/22
UNC led by 30 or more at the half: (38) vs. Florida State, 2/12/12 (led 62-24)
UNC led by 40: 64-24 vs. Florida State, 2/12/12 (won 94-74)
UNC led by 50: 101-51 *vs. Notre Dame, 3/10/21 in Greensboro (won 101-59)
Committed 30 personal fouls: 33 at Louisville, 1/31/15



LAST TIME BY TAR HEEL FRESHMEN

Three starters: *Caleb Love, Day'Ron Sharpe and Kerwin Walton vs. Notre Dame, 3/10/21 in Greensboro
Four starters: *Raymond Felton, Rashad McCants, David Noel and Byron Sanders vs. Duke, 3/15/03 in Greensboro
20 Points/Half: 20 (2nd) by Cole Anthony vs. Boston College, 2/1/20
20 Points/Three Consecutive Games: Cole Anthony– 34 vs. Notre Dame, 11/6/19; 20 at UNCW, 11/8/19; 28 vs. Gardner-Webb, 11/15/19
20 Points/Non-Starter: 20 by Walker Kessler vs. Florida State, 2/27/21
More than 20 Points/Non-Starter: 21 by Day'Ron Sharpe vs. Louisville, 2/20/21
20 Points/Two Freshmen: Coby White (27), Nassir Little (23) vs. Virginia Tech, 1/21/19
25 Points: Caleb Love at Duke, 2/6/21
More Than 25 Points: 28 by Cole Anthony vs. Wake Forest, 3/3/20
25 Points/Consecutive Games: Cole Anthony– 25 at Syracuse, 2/29/20, and 28 vs. Wake Forest, 3/3/20
30 Points in College Debut: 34 by Cole Anthony vs. Notre Dame, 11/6/19 (ACC record)
30 Points: 34 by Cole Anthony vs. Notre Dame, 11/6/19
40 Points: *40 by Harrison Barnes vs. Clemson, 3/12/11 in Greensboro
70 Combined Points/All Freshmen: *70 by Walker Kessler (16), Caleb Love (15), RJ Davis (14), Day'Ron Sharpe (14), Anthony Harris (8) and Kerwin Walton (3) vs. Notre Dame, 3/10/21 in Greensboro
50 Combined Points/Two Freshmen: Coby White (27) and Nassir Little (23) vs. Virginia Tech, 1/21/19
Only Four Tar Heels in Double Figures: Walker Kessler (20), Kerwin Walton (13), RJ Davis (10), Caleb Love (10) vs. Florida State, 2/27/21
Four in Double Figures: *Walker Kessler (16), Caleb Love (15), RJ Davis (14) and Day'Ron Sharpe (14) vs. Notre Dame, 3/10/21 in Greensboro
Led UNC in Points, Rebounds, Assists: Cole Anthony (16/8/3) at FSU, 2/3/20
Led UNC in Points, Rebounds, Blocks: Walker Kessler (20/8/4) vs. FSU, 2/27/21
Led UNC in Points, Rebounds, Assists, Steals: Cole Anthony (34/11/5/1) vs. Notre Dame, 11/6/19
Led UNC in Points, Rebounds, Blocks, Steals: Armando Bacot vs. Elon (22/14/3/2), 11/20/19
12 Field Goals: Cole Anthony vs. Notre Dame, 11/6/19
13 Field Goals: Tyler Hansbrough vs. Georgia Tech, 2/15/06
14 Field Goals: Antawn Jamison at Maryland, 1/6/96
15 Field Goals: ^J.R. Reid vs. Notre Dame, 3/19/87 in East Rutherford, N.J.
Made 5 or More Three-Pointers in Consecutive Games: Coby White– 6 vs. Syracuse, 2/26/19; 6 at Clemson, 3/2/19
7 Three-Pointers: Cole Anthony at Syracuse, 2/29/20
8 Three-Pointers: Raymond Felton at NC State, 1/26/03
10 or More Free Throws: 14 by Cole Anthony vs. Boston College, 2/1/20
14 Free Throws: Cole Anthony vs. Boston College, 2/1/20
15 Free Throws: *Phil Ford vs. Clemson, 3/7/75 in Greensboro
100% Free Throws (more than 10 attempts): 14x14 by Cole Anthony vs. Boston College, 2/1/20
10 or More Rebounds by a Guard: 11 by Cole Anthony vs. Duke, 2/8/20
10 or More Rebounds by a Guard, Consecutive Games: Cole Anthony– 11 vs. Notre Dame, Nov. 6, 2019; 10 at UNCW, 11/8/19
10 or More Rebounds, Three Consecutive Games: Armando Bacot– 12 vs. Miami, 1/25/20; 11 at NC State, 1/27/20; 10 vs. Boston College, 2/1/20
More than 15 Rebounds: 16 by Day'Ron Sharpe at Miami, 1/5/21
20 Rebounds: by Antawn Jamison at Virginia, 1/17/96
10 Assists: *by Marcus Paige vs. Florida State, 3/15/13 in Greensboro
More Than 10 Assists: ^14 by Kendall Marshall vs. Washington, 3/20/11 in Charlotte
15 or More Assists: 16 by Kendall Marshall vs. Florida State, 2/6/11
Points/Rebounds Double-Double Three Consecutive Games: Armando Bacot – 19/12 vs. Miami, 1/25/20; 11/11 at NC State, 1/27/20; 11/10 vs. Boston College, 2/1/20
Points/Rebounds Double-Double in Consecutive Games by a Guard: Cole Anthony– 34/11 vs. Notre Dame, 11/6/19; 20/10 at UNCW, 11/8/19 (first time a UNC freshman had consecutive 20/10 games)
20 Points/10 Rebounds/5 Blocks: by Armando Bacot (23/12/5) vs. Oregon, 11/29/19 in The Bahamas
15 Points/10 Rebounds/8 Blocks: *Walker Kessler vs. Notre Dame, 3/10/21 in Greensboro (16/12/8)
25 Points/7 Assists: 25/7 by Caleb Love at Duke, 2/6/21
25 Points/10 Rebounds: 25/10 by Day'Ron Sharpe vs. Notre Dame, 1/2/21
30 Points/10 Rebounds: 34/11 by Cole Anthony vs. Notre Dame, 11/6/19
40 Points/10 Rebounds: 40/10 by Tyler Hansbrough vs. Georgia Tech, 2/15/06
Points/Assists Double-Double: ^13 points/14 assists by Kendall Marshall vs. Washington, 3/20/11 in Charlotte
Double-Double in Points & Rebounds with 7 or More Assists: Armando Bacot (19/12/7) vs. Miami, 1/25/20
8 Blocked Shots: *Walker Kessler vs. Notre Dame, 3/10/21 in Greensboro
5 Steals: ^Marcus Paige vs. Kansas, 3/24/13 in Kansas City, Mo.
More than 5 Steals: 8 by Tyler Hansbrough vs. UNC Asheville, 12/28/05

* ACC Tournament, ^ NCAA Tournament, ~ NIT

OPPONENTS SCORING

40: 47 by Malik Monk, Kentucky, 12/17/16 in Las Vegas
30: 34 by Terquavion Smith, NC State, 1/29/22
Freshman scored 30: 34 by Terquavion Smith, NC State, 1/29/22
30/consecutive games: Xavier Rathan-Mayes, Florida State (35 at UNC, 1/24/15, and 30 in Tallahassee, 1/4/16)
30/twice in a season: Nolan Smith, Duke (34 at Duke, 2/9/11; 30 at UNC, 3/5/11)
20/three times in one season: Luke Kennard, Duke (20, 28 and 20), 2017
One player with 30, one with 25: 34 by Terquavion Smith, 25 by Jericole Hellems, NC State, 1/29/22
Three players with 20: Isaiah Wong (25), Sam Waardenburg (21), Kameron McGusty (20) at Miami, 1/18/22
Four players with 20: Damion James (25), Dexter Pittman (23), J'Covan Brown (21) and Avery Bradley (20), Texas, 12/19/09 in Arlington, Texas
More than 25/half: 27 in first half by Malik Monk, Kentucky, 12/17/16 in Las Vegas
20/1st half: 21 by Tyson Walker, Northeastern, 2/17/21
20/2nd half: 20 in 2nd half and 5 in OT by El Ellis at Louisville, 2/1/22
20/both halves: 27 and 20 by Malik Monk, Kentucky, 12/17/16 in Las Vegas
Non-starter scored 30: 33 by Brent Arrington, Mississippi Valley State, 11/20/11
Non-starter scored 25: 25 by El Ellis at Louisville, 2/1/22
Non-starter scored 20: 20 by Trevion Williams, Purdue, 11/20/21 in Uncasville, Conn.
Scored 15 straight points for his team: Tre Jones, Duke, 2/8/20
No players in double figures: at Evansville, 12/8/10
One player in double figures: 10 by Quinten Post, Boston College, 1/26/22
No starter in double figures: Boston College, 1/26/22
Only four players scored: *Duke in Brooklyn, 3/9/18
Bench scored zero: Pittsburgh, 1/8/20
Six players in double figures: ^Auburn, 3/29/19 in Kansas City, Mo.
Seven players in double figures: Wake Forest, 12/20/03 (3 OT)
100 points: 103 by Kentucky, 12/17/16 in Las Vegas
Less than 45: 41 by Virginia, 2/18/17
Less than 50: 47 by Boston College, 1/26/22
Less than 60 in a win: 56 at Virginia, 12/8/19
60/half: 61, 2nd by East Carolina, 12/15/12
Less than 15/half: 14 by UNCG (1st half), 12/7/13
Less than 20/half: 16 (2nd half) by Boston College, 1/26/22
Less than 25/both halves: 22 and 19 by Virginia, 2/18/17
50 in a half in a UNC win: 50, 2nd half by Florida State, 2/12/22
Less than 25 in a half in a win over UNC: 23 (2nd) at Pittsburgh, 1/18/20
Less than 30/both halves in a win over UNC: 27 and 26 at Virginia, 2/27/17

OPPONENTS FIELD GOAL SHOOTING

Made 10: 11 by AJ Griffin, Duke, 2/5/22
Made 13: *13 by Zion Williamson, Duke, 3/15/19 in Charlotte
Two players made 10: 11 by RJ Barrett, 10 by Cam Reddish at Duke, 2/20/19
Missed every shot (min. 10): Brandon Childress at Wake Forest, 2/16/19 (0x12)
Two players attempted 20: 27 by RJ Barrett, 23 by Cam Reddish, Duke, 3/9/19
Attempted more than 25: 27 by RJ Barrett, Duke, 3/9/19
Made 15 or fewer: 15 by Virginia, 2/18/17
Made less than 20 in a win: 19 at Virginia, 2/13/21
Made its first seven attempts to begin a game: Louisville, 1/12/19
Made its first eight attempts to begin a game: Michigan, 11/29/17
Made 10 consecutive FG: Duke, 2/8/18
Made 15 consecutive FG: Clemson, 1/16/18
Missed 10 FG to begin a game: 10 by Florida State, 2/12/22
Missed more than 10 FG to begin a game: 11 by Charleston, 11/25/20
Missed 13 consecutive FG: *Notre Dame 2nd half, 3/10/21 in Greensboro
Missed 15 consecutive FG: at Pittsburgh, 1/5/19
50 percent/both halves: 55.2 (16x29) and 60.0 (18x30) by Duke, 2/5/22
50 percent/both halves in UNC win: 50.0 (17x34) and 50.0 (20x40) by NC State, 2/5/19
Better than 55 percent/game in UNC win: 55.6 (30x54) by Pitt, 1/31/17
60 percent/half in UNC win: 60.0 first half (21x35) by Brown, 11/12/21
60 percent/both halves: 61.3 (19x31) & 69.2 (18x26) at Pitt, 2/14/15
60 percent/game: 64.9 (37x57) at Pitt, 2/14/15
65 percent/half: 66.7 2nd half (24x36), Kentucky, 12/18/21 in Las Vegas
70 percent/half: 72.0 (18x25) 2nd half at Gonzaga, 12/18/19
70 percent/game: *71.7 (33x46) by Duke, 2/29/80, in Greensboro
75 percent/half: 76.5 (13x17) 2nd half at NC State, 2/3/07
Under 20 percent/half: 16.7 (6x36) 1st half at Boston College, 1/2/22
Under 25 percent/half and won: 22.7 (5x22) 2nd half at Pittsburgh, 1/18/20
Under 30 percent/both halves: 27.3 (9x33) & 25.7 (9x35) UNC Asheville, 11/23/21
Under 30 percent/game: 26.5 (18x68) UNC Asheville, 11/23/21
Under 35 percent/game and won: 34.5 (10x29) 1st half by Clemson, 1/11/20
Under 40 percent/game and won: 39.6 (19x48) at Virginia, 2/13/21
Under 40 percent/both halves and won: 34.5 (10x29) & 34.8 (8x23) at Virginia Tech, 1/22/20
Under 30 percent in first half and better than 60 percent in second half: 25.0 (10x40) and 65.4 (17x26) by NC State, 2/1/14
50 percent in first half and under 20 percent in second half: 57.1 (16x28) 1st half and 16.1 (5x31) 2nd half at Elon, 11/9/18

OPPONENTS THREE-POINTERS

7: Isaiah Mucius, Wake Forest, 1/20/21
8: Malik Monk, Kentucky, 12/17/16 in Las Vegas
10: Kyle McAlarney, Notre Dame, 11/26/08 in Maui
7 of 7: Allerik Freeman, NC State, 1/27/18 (7x7)
Made every att. (min. 5): Ithiel Horton, Pittsburgh, 2/16/22 (5x5)
Two players made at least 5: 5 by Sam Waardenburg & Isaiah Wong at Miami, 1/18/22
Three players made at least 5: 7 by Jordan Bohannon, 5 by CJ Fredick, 5 by Joe Wieskamp at Iowa, 12/8/20
5 in a half: by Buddy Boeheim at Syracuse, 3/1/21
Attempted 15 3FGs: 16 by Jordan Bohannon at Iowa, 12/8/20
Eight different players made a 3FG: ^Auburn, 3/29/19 in Kansas City, Mo.
Nine different players made a 3FG: Michigan, 11/29/17
Did not make a three-pointer: 0 by Jacksonville (in 5 attempts), 11/27/90 (1,118 consecutive games with at least one three-pointer through Pittsburgh)
Made 15: at Louisville, 2/1/22
Made more than 15: 17 at Iowa, 12/8/20
Made 10 or more/half: 11, 1st half at Iowa, 12/8/20 (22 attempts)
15 or more/consecutive games: 15 by NC State, 1/27/18, and 15 at Clemson, 1/30/18
Attempted 40 or more: 43 at Iowa, 12/8/20
60 percent (min. 10 att.): 62.5 (10x16) at Duke, 2/18/15
65 percent (min. 10 att.): 66.7 (8x12) at Illinois, 11/30/10
Less than 10 percent (min. 10 att.): 6.3 (1x16) by Boston College, 1/26/22
Made 10 or more and lost: 15 at Louisville, 2/1/22
Made less than five and won: 4 by Duke, 2/8/20
Made more 3FG than two-pointers: at Louisville, 2/1/22 (15 3FG, 13 2FG)
Attempted more 3FG than two-pointers: at Notre Dame, 1/5/22 (31 3FG, 30 2FG)

OPPONENTS FREE THROWS

Made 15: *Jerian Grant, Notre Dame, 3/14/15 in Greensboro
Made more than 15: 17 by Zabian Dowdell, Virginia Tech, 2/13/07
Attempted more than 15: 16 by Trey McGowens at Pitt, 1/5/19
10x10: Tre Jones at Duke, 3/7/20
Better than 10x10: ^12x12 by Tyler Dorsey, Oregon, 4/1/17 in Phoenix
100 percent (min. 10): 100.0 (10x10) by Wake Forest, 2/15/11
100 percent (min. 30): 100.0 (32x32) at Wake Forest, 1/15/05
At least 95 percent, 20 or more attempts: 96.3 (26x27) at Florida State, 1/16/21
At least 85 percent, 30 or more attempts: 87.9 (29x33) at Duke, 3/7/20
Under 30 percent: 27.3 (3x11) by NC State, 1/8/17
Under 40 percent: 30.8 (4x13) by Louisville, 2/22/17
Under 50 percent and won: ^47.1 (8x17) by Auburn, 3/29/19 in Kansas City, Mo.
Made 30 or more: *33 by Duke, 3/10/17 in Brooklyn
Made fewer than five: 2 by Virginia, 1/8/22
Attempted 40 or more: 44 at Louisville, 1/31/15 (made 27)
Attempted fewer than five: 4 by Virginia, 1/8/22
Missed 20 or more: *20 (21x41) by Pitt, 3/14/14 in Greensboro
Only one player attempted: Jordan Taylor, Wisconsin (3x6), 11/30/11
Made more free throws than field goals: at Florida State, 1/16/21 (24 FG, 26 FT)
Made five or fewer and won: 4 by Tennessee, 11/21/21 in Uncasville, Conn.

OPPONENTS REBOUNDS

10 by a guard: Jaden Ivy, Purdue, 11/20/21 in Uncasville, Conn.
15: Matt Cross at Louisville, 2/1/22
17: T.J. Bickerstaff, Boston College, 1/26/22
19: John Mooney, Notre Dame, 1/15/19
20 or more: *21 by Talib Zanna, Pitt, 3/14/14 in Greensboro
10 offensive: 10 by Kerry Blackshear, Virginia Tech, 1/21/19
Two players with 15 or more: 15 by Damion James and 15 by Dexter Pittman, Texas, 12/19/09 in Arlington, Texas
Three players in double-figures: ^Joey Lynch-Flohr (11), Artsiom Parakhouski (10) and Eric Hall (10), Radford, 3/19/09 in Greensboro
50 rebounds: ^50 by Texas A&M, 3/18/18 in Charlotte
60 rebounds: 60 by Texas, 12/19/09 in Arlington, Texas
Less than 20 rebounds: ^15 by Notre Dame, 3/27/16 in Philadelphia
25 offensive rebounds: 29 by Butler, 11/26/14 in the Bahamas
20 second-chance points: 21 at Iowa, 12/8/20
One offensive rebound: 1 at Notre Dame, 1/5/22
Zero second-chance points: Furman, 12/14/21
Outrebounded UNC by 15 or more: 16 (24-40) by Duke, 2/5/22
More offensive rebounds than UNC had defensive: Butler in The Bahamas, 11/26/14 (Butler 29 offensive, UNC 26 defensive)

OPPONENTS DOUBLE-DOUBLES

20 points/15 rebounds: 21/15 by Marvin Bagley III at Duke, 3/3/18
30 points/10 rebounds: 31/10 by Jake LaRivia at Wake Forest, 1/22/22
Points & rebounds w/5 or more assists: 22/10/6 by Jaden Ivy, Purdue, 11/20/21 in Uncasville, Conn.
Pts/Reb w/7 or more assists: 17/10/7 by Dwayne Sutton, Louisville, 1/12/19
Pts/Reb w/5 or more blocks: 23/11/5 by Quincy Guerrier, Syracuse, 1/12/21
Three players: Lorenzo Brown (12 pts/12 assists), Richard Howell (13 pts/17 reb) and TJ Warren (10 pts, 10 reb), NC State, 2/23/13
Player had three in one season: Marvin Bagley III, Duke, 2018

OPPONENTS TRIPLE DOUBLE

Greivis Vasquez at Maryland, 2/21/09 (35 pts/11 reb/10 assists) (first in ACC game)

OPPONENTS ASSISTS

11: by Tre Jones at Duke, 3/7/20
12: by Melo Trimble, Maryland, 12/1/15
13: *by Luke Loucks, Florida State, 3/11/12 in Atlanta
15 or more: 17 by Kenny Anderson at Georgia Tech, 2/1/90
10 or more assists and no turnovers: Cameron Wright (10 assists) at Pitt, 2/14/15
30 or more: 30 at Pitt, 2/14/15
5 or fewer: 5 by Boston College, 1/26/22
Assists on 80% of its field goals: 84.2% at Virginia, 2/13/21 (16 assists on 19 FGs)

OPPONENTS TURNOVERS

7: Femi Odukale, Pittsburgh, 2/16/22
8: Ky Bowman at Boston College, 1/21/17
10: Evan Turner, Ohio State, 11/19/09 in New York, N.Y.
20 or more and won: 24 by Michigan State, 11/26/17 in Portland, Ore.
25: UNCW, 12/5/18
30 or more: 32 by South Carolina State, 11/20/07
Less than 5: 4 at Miami, 1/18/22
UNC scored 0 points off oppt. turnovers: at Notre Dame, 2/6/16 (2 turnovers)
UNC scored less than five points off oppt. turnovers: ^4 vs. Wisconsin, 3/19/21 in West Lafayette, Ind. (7 turnovers)
UNC scored 30 points off oppt. turnovers: 30 at Duke, 2/6/21 (15 turnovers)
UNC scored more than 30 points off oppt. turnovers: 32 at Wake Forest, 2/16/19 (20 turnovers)
UNC scored 35 points off oppt. turnovers: 37 vs. NC State, 1/8/17 (26 turnovers)

OPPONENTS BLOCKS

More than 5: 7 by Manny Bates, NC State, 1/23/21
10 or more shots: 10 at Florida State, 2/3/20

OPPONENTS STEALS

5 or more: 5 by Braxton Beverly, NC State, 1/23/21
8: Ashton Hagans, Kentucky, 12/22/18 in Chicago
15 or more: 15 at Syracuse, 3/1/21
20 or more: 20 at Clemson, 1/17/07

OPPONENTS MISCELLANEOUS (UNC scores listed first)

Led the team in scoring, rebounds, assists, steals: Jake LaRivia at Wake Forest, 1/22/22 (31 points/10 rebounds/4 assists/3 steals)
Led the team in scoring, rebounds, assists, blocks, steals: Aamir Simms, Clemson, 1/11/20 (20 points, 8 rebounds, 6 assists, 4 blocks, 3 steals)
Four-point play: John Hugley, Pittsburgh, 2/16/22
Hit a game-winning shot with no time left: Wendell Moore, Duke, 2/8/20 (in OT)
Hit a game-winning shot less than a second left: Matt Coleman III, Texas, 12/2/20 in Asheville (0.1 second to play)
Hit a game-winning shot less than five seconds left: Nate Laszewski at Notre Dame, 2/17/20 (3FG with 2.4 seconds to play)
Hit a game-tying shot with no time left in regulation: Tre Jones, Duke, 2/8/20
Hit a shot from other side of halfcourt: Louis Dabney, Tulane, 12/16/15, to end first half
Made winning free throws with less than 30 seconds to play: Boston College's Jared Hamilton made two of three FTs with 17 seconds to play, BC won 70-71, 2/1/20
Trailed at the half and won: Duke, 2/8/20 (Duke trailed 44-35, won 96-98 in OT)
Trailed by 10 or more at half and won: Clemson, 1/11/20 (Clemson trailed 39-29, won 76-79 in OT)
Trailed by 10 or more with less than four minutes to play and won: Duke, 2/8/20 (Duke trailed 77-64 with 3:55 to play, won 96-98 in OT)
Trailed by 10 or more with less than two minutes to play and won: Clemson, 1/11/20 (Clemson trailed 68-58 with 1:56 to play, won 76-79 in overtime)
Trailed by 15 and won: at Notre Dame, 2/17/20 (ND trailed 64-49, won 76-77)
Trailed by more than 15 and won: 16 at Northern Iowa (UNI trailed 50-34, won 67-71)
Trailed by 20 or more and won: 24 at Florida State, 1/22/04 (FSU trailed 42-18 in first half, won 81-90 in overtime)
Trailed by 20 and took the lead: at Virginia Tech, 1/24/16 (UNC led 36-16; VT took a 59-61 lead but UNC won 75-70)
Led Carolina by 20 or more at halftime in Chapel Hill: 20 by Georgia Tech (27-47), 1/4/20
Led Carolina by 25 or more at halftime: 27 at Miami (22-49), 1/18/22
Led Carolina by 35 or more: 35 by Kentucky (63-98), 12/18/21 in Las Vegas
Led Carolina by more than 35: 36 at Duke (37-73), 3/6/10
Scored more than 15 straight: 17-0 run at Louisville, 2/22/20
Scored 19 straight: 19-0 run by Michigan, 11/28/19 in The Bahamas
Scored first 10 points: UNLV led 0-13, 11/30/20 in Asheville (UNC won, 78-51)
Scored first 14 points: *Miami led 0-14 in Brooklyn, 3/8/18 (UNC won, 82-65)
Outscored UNC by more than 20 in a half: 27 at Miami, 1/18/22 (22-49, 1st half)
Outscored UNC by more than 20 in a half in Chapel Hill: 23 by Ohio State, 12/4/19 (22-45, 2nd half)
30 fastbreak points: at Wake Forest, 1/22/22
Zero fastbreak points: UNC Asheville, 11/23/21
Committed 30 fouls: Kentucky, 12/19/20 in Cleveland

* ACC Tournament, ^ NCAA Tournament

2021-22 BOX SCORES: GAMES 1-4



Loyola Maryland vs North Carolina 11/09/21 7:00 pm at Chapel Hill, NC

1

Loyola Maryland 67 • 0-1,0-0 Patriot

#	Player	Total		3-Ptr		Rebounds			PF	TP	A	TO	Blk	Stl	Min
		FG	FGA	FG	FGA	FT	FTA	Off							
10	Golden Dike	f	2-3	0-0	0-2	1	6	7	2	4	1	2	1	0	22
11	Milos Ilic	f	0-2	0-1	0-0	0	2	2	5	0	2	0	0	0	14
02	Jaylin Andrews	g	5-13	4-8	3-4	1	2	3	1	17	0	2	0	1	33
12	Cam Spencer	g	6-14	0-5	3-5	0	3	3	1	15	2	0	0	3	33
25	Kenneth Jones	g	4-8	2-6	1-2	0	4	4	2	11	3	2	0	2	35
00	Nick Marshall	g	0-1	0-1	0-0	0	0	0	1	0	1	0	0	0	7
01	Veljko Ilic	g	4-5	0-0	4-6	0	4	4	4	12	2	5	0	1	19
03	Wade Jackson	g	1-5	0-2	1-2	0	0	0	1	3	1	0	0	1	15
04	Alonso Faure	g	1-3	0-1	0-0	0	2	2	4	2	0	1	0	0	15
15	Alex Jackson	g	0-0	0-0	0-0	0	0	0	0	0	1	0	0	0	1
23	Dave Brown	g	0-0	0-0	0-0	0	1	1	0	0	1	0	0	0	4
24	Daraun Gray	g	1-1	1-1	0-0	0	0	0	0	3	0	0	0	1	2
	Team					1	3	4							
	Totals		24-55	7-25	12-21	3	27	30	21	67	14	12	1	9	200

FG % 1st Half: 13-30 43.3% 2nd half: 11-25 44.0% Game: 24-55 43.6%
 3FG % 1st Half: 4-13 30.8% 2nd half: 3-12 25.0% Game: 7-25 28.0%
 FT % 1st Half: 1-3 33.3% 2nd half: 11-18 61.1% Game: 12-21 57.1%

North Carolina 83 • 1-0,0-0 ACC

#	Player	Total		3-Ptr		Rebounds			PF	TP	A	TO	Blk	Stl	Min
		FG	FGA	FG	FGA	FT	FTA	Off							
05	Armando Bacot	f	3-5	0-0	2-3	1	5	6	3	8	0	1	2	1	17
45	Brady Manek	f	9-15	1-5	1-3	2	3	5	0	20	0	1	1	0	29
01	Leaky Black	g	1-2	0-0	0-0	1	3	4	0	2	4	1	0	0	21
02	Caleb Love	g	7-13	2-6	6-10	0	2	2	3	22	2	0	0	2	31
04	RJ Davis	g	2-5	1-2	1-1	0	5	5	4	6	5	2	0	1	24
00	Anthony Harris	g	0-1	0-0	0-0	0	0	0	1	0	0	2	0	0	6
03	Dontrez Styles	g	0-0	0-0	0-0	0	0	0	0	0	0	0	0	0	2
11	D'Marco Dunn	g	0-0	0-0	0-0	0	0	0	0	0	0	1	0	0	2
13	Dawson Garcia	g	3-6	1-2	5-7	0	9	9	2	12	2	3	0	2	29
22	Justin McKoy	g	0-1	0-0	1-2	1	0	1	2	1	1	0	0	0	10
24	Kerwin Walton	g	4-7	3-6	0-0	0	1	1	2	11	1	1	0	1	27
34	Duwe Farris	g	0-0	0-0	1-2	0	1	1	3	1	0	0	0	0	2
	Team					1	2	3							
	Totals		29-55	8-21	17-28	6	31	37	20	83	15	12	3	7	200

FG % 1st Half: 15-28 53.6% 2nd half: 14-27 51.9% Game: 29-55 52.7%
 3FG % 1st Half: 5-11 45.5% 2nd half: 3-10 30.0% Game: 8-21 38.1%
 FT % 1st Half: 10-18 55.6% 2nd half: 7-10 70.0% Game: 17-28 60.7%

Officials: Anthony Franklin, Sean Hull, Mark Schnur
 Technical fouls: Loyola Maryland-None. North Carolina-None.
 Attendance: 14992
 2021-22 Men's Basketball. Round: 0. Loyola Maryland vs North Carolina. Played

Score by periods	1st	2nd	Total
Loyola Maryland	31	36	67
North Carolina	45	38	83

Brown vs North Carolina 11/12/21 9:00 pm at Chapel Hill, NC

2

Brown 87 • 1-1,0-0 Ivy League

#	Player	Total		3-Ptr		Rebounds			PF	TP	A	TO	Blk	Stl	Min
		FG	FGA	FG	FGA	FT	FTA	Off							
22	Jaylan Gainey	f	2-3	0-0	0-0	0	0	0	5	4	0	0	2	0	11
31	Nana Owusu-Anane	f	8-15	2-2	2-4	3	5	8	3	20	1	2	0	1	35
00	David Mitchell	g	1-1	0-0	0-0	1	1	2	5	2	0	0	1	1	13
01	Dan Friday	g	8-14	1-2	4-4	2	2	4	2	21	5	1	1	0	27
32	Paxson Wojcik	g	7-19	0-5	0-1	0	6	6	4	14	3	0	0	2	36
05	Noah Meren	g	2-3	0-0	0-0	0	0	0	0	4	0	0	0	0	9
10	Kino Lilly Jr.	g	5-8	2-4	0-0	1	0	1	1	12	3	0	1	0	29
11	Malachi Ndur	g	0-0	0-0	0-0	0	0	0	0	0	0	0	0	0	1
20	Kimo Ferrari	g	0-1	0-1	0-0	0	0	0	0	0	1	0	0	0	5
21	Aaron Cooley	g	3-8	1-4	0-0	2	4	6	3	7	0	2	1	1	24
23	Perry Cowan	g	1-1	1-1	0-0	1	0	1	0	3	0	0	0	0	10
	Team					0	2	2							
	Totals		37-73	7-19	6-9	10	20	30	23	87	13	5	6	5	200

FG % 1st Half: 21-35 60.0% 2nd half: 16-38 42.1% Game: 37-73 50.7%
 3FG % 1st Half: 2-6 33.3% 2nd half: 5-13 38.5% Game: 7-19 36.8%
 FT % 1st Half: 6-8 75.0% 2nd half: 0-1 0.0% Game: 6-9 66.7%

North Carolina 94 • 2-0,0-0 ACC

#	Player	Total		3-Ptr		Rebounds			PF	TP	A	TO	Blk	Stl	Min
		FG	FGA	FG	FGA	FT	FTA	Off							
05	Armando Bacot	f	10-11	0-0	2-5	6	4	10	2	22	1	0	2	1	27
13	Dawson Garcia	f	3-7	0-2	1-2	2	4	6	2	7	0	0	0	1	21
01	Leaky Black	g	2-4	0-1	3-4	1	3	4	3	7	3	1	1	0	19
02	Caleb Love	g	3-9	2-4	5-6	0	2	2	2	13	5	1	0	0	37
04	RJ Davis	g	9-17	6-9	2-2	2	2	2	2	26	6	1	0	0	36
00	Anthony Harris	g	0-0	0-0	0-0	0	0	0	0	0	0	0	0	0	3
03	Dontrez Styles	g	0-0	0-0	0-0	0	0	0	0	1	0	0	0	0	3
22	Justin McKoy	g	0-0	0-0	0-0	1	0	1	0	0	0	1	0	0	6
24	Kerwin Walton	g	2-5	1-3	0-0	0	2	2	1	5	0	0	1	0	16
45	Brady Manek	g	3-9	0-2	8-9	1	7	8	1	14	1	3	2	0	32
	Team					2	2	4							
	Totals		32-62	9-21	21-28	13	26	39	14	94	16	7	6	2	200

FG % 1st Half: 18-32 56.3% 2nd half: 14-30 46.7% Game: 32-62 51.6%
 3FG % 1st Half: 5-13 38.5% 2nd half: 4-8 50.0% Game: 9-21 42.9%
 FT % 1st Half: 6-8 75.0% 2nd half: 15-20 75.0% Game: 21-28 75.0%

Officials: Tim Comer, A.J. Desai, Roger Ayers
 Technical fouls: Brown-None. North Carolina-None.
 Attendance: 16854
 2021-22 Men's Basketball. Round: 0. Brown vs North Carolina. Played at Smith C

Score by periods	1st	2nd	Total
Brown	50	37	87
North Carolina	47	47	94

North Carolina vs Col. of Charleston 11/16/21 8:30 pm at Charleston, SC

3

North Carolina 94 • 3-0,0-0 ACC

#	Player	Total		3-Ptr		Rebounds			PF	TP	A	TO	Blk	Stl	Min
		FG	FGA	FG	FGA	FT	FTA	Off							
05	Armando Bacot	f	10-12	0-0	4-9	2	10	12	4	24	3	3	6	0	36
13	Dawson Garcia	f	1-5	0-2	5-6	1	7	8	0	7	1	1	0	0	19
01	Leaky Black	g	2-4	0-0	0-0	0	4	4	1	4	3	2	2	0	33
02	Caleb Love	g	6-14	0-2	10-12	0	7	7	3	22	6	4	1	0	33
04	RJ Davis	g	2-3	0-1	2-3	1	1	2	3	6	4	2	0	1	21
22	Justin McKoy	g	0-1	0-1	0-0	0	2	2	1	0	0	1	0	0	9
24	Kerwin Walton	g	5-8	4-6	0-0	0	3	3	3	14	1	3	0	1	28
45	Brady Manek	g	6-12	3-8	2-2	3	6	9	4	17	1	1	0	2	21
	Team					0	2	2							
	Totals		32-59	7-20	23-32	7	42	49	19	94	19	17	9	4	200

FG % 1st Half: 14-31 45.2% 2nd half: 18-28 64.3% Game: 32-59 54.2%
 3FG % 1st Half: 2-9 22.2% 2nd half: 5-11 45.5% Game: 7-20 35.0%
 FT % 1st Half: 6-11 54.5% 2nd half: 17-21 81.0% Game: 23-32 71.9%

Col. of Charleston 83 • 3-1,0-0 CAA

#	Player	Total		3-Ptr		Rebounds			PF	TP	A	TO	Blk	Stl	Min
		FG	FGA	FG	FGA	FT	FTA	Off							
12	John Meeks	f	2-14	0-4	3-4	0	5	5	3	7	0	0	0	0	26
34	Charles Lampton	f	0-0	0-0	0-0	2	1	3	4	0	1	0	0	1	7
35	Babacar Faye	f	3-4	0-1	3-4	1	2	3	5	9	1	1	0	0	21
02	Reyne Smith	g	5-12	5-11	4-4	1	1	2	1	19	1	1	0	1	25
11	Dimitrius Underwood	g	4-10	0-0	0-0	1	4	5							

2021-22 BOX SCORES: GAMES 5-8



Tennessee vs North Carolina 11/21/21 3:30 pm at Uncasville, CT

5

Tennessee 89 • 3-1,0-0 SEC

#	Player	Total			3-Ptr			Rebounds			PF	TP	A	TO	Bk	Stl	Min
		FG-FGA	FG-FGA	FT-FTA	FG-FGA	FG-FGA	FT-FTA	Off	Def	Tot							
10	John Fulkerson	f	6-7	0-0	1-1	2	3	5	1	13	6	2	1	0	0	27	
13	Olivier Nkamhoua	f	3-6	1-1	0-0	1	5	6	5	7	3	3	1	1	1	17	
01	Kennedy Chandler	g	6-13	2-3	0-0	0	5	5	2	14	8	2	1	1	32		
24	Justin Powell	g	4-8	0-3	0-0	0	2	2	0	8	1	0	0	0	23		
25	Santiago Vescovi	g	6-12	3-6	2-3	2	7	9	2	17	3	2	0	2	31		
00	Jonas Aidoo	g	0-0	0-0	0-0	0	0	0	0	0	0	0	0	0	1		
02	Brandon Huntley-Hatf	g	3-7	0-0	0-0	2	3	5	2	6	0	1	1	1	23		
00	Zakai Zeigler	g	7-10	3-5	1-1	0	2	2	3	18	5	0	0	2	27		
12	Victor Bailey Jr.	g	1-4	0-1	0-0	0	1	1	0	2	0	0	0	1	6		
33	Uros Plavsic	g	2-3	0-1	0-0	0	2	2	3	4	2	0	0	1	13		
	Team					1	0	1									
	Totals		38-70	9-20	4-5	8	30	38	18	89	28	10	4	9	200		

FG % 1st Half: 17-38 44.7% 2nd half: 21-32 65.6% Game: 38-70 54.3% Deadball Rebounds 0
 3FG % 1st Half: 3-11 27.3% 2nd half: 6-9 66.7% Game: 9-20 45.0%
 FT % 1st Half: 2-2 100.0 2nd half: 2-3 66.7% Game: 4-5 80.0%

North Carolina 72 • 3-2,0-0 ACC

#	Player	Total			3-Ptr			Rebounds			PF	TP	A	TO	Bk	Stl	Min
		FG-FGA	FG-FGA	FT-FTA	FG-FGA	FG-FGA	FT-FTA	Off	Def	Tot							
05	Armando Bacot	f	6-9	0-0	4-6	4	8	12	2	16	1	2	0	0	29		
13	Dawson Garcia	f	2-7	0-1	0-1	1	2	3	2	4	0	3	0	0	18		
01	Leaky Black	g	1-3	0-0	0-0	0	2	2	3	2	1	0	0	2	19		
02	Caleb Love	g	3-8	2-5	4-4	0	2	2	1	12	3	2	0	0	31		
04	RJ Davis	g	3-11	2-3	6-7	0	4	4	2	14	4	4	0	1	35		
00	Anthony Harris	g	0-0	0-0	0-0	0	0	0	2	0	0	0	0	0	14		
03	Dontrez Styles	g	0-1	0-0	0-0	0	0	0	0	0	0	1	0	0	2		
24	Kerwin Walton	g	0-4	0-4	0-0	0	0	0	1	0	0	1	1	1	24		
45	Brady Manek	g	7-12	6-10	4-4	0	3	3	2	24	0	0	0	0	28		
	Team					0	4	4									
	Totals		22-55	10-23	18-22	5	25	30	15	72	9	13	1	4	200		

FG % 1st Half: 10-28 35.7% 2nd half: 12-27 44.4% Game: 22-55 40.0% Deadball Rebounds 2
 3FG % 1st Half: 4-12 33.3% 2nd half: 6-11 54.5% Game: 10-23 43.5%
 FT % 1st Half: 8-10 80.0% 2nd half: 10-12 83.3% Game: 18-22 81.8%

Officials: Jamie Luckie, Rob Riley, Terry Weymer
 Technical fouls: Tennessee-None, North Carolina-None.
 Attendance: 9100
 2021-22 Men's Basketball, Round: 0, North Carolina vs Tennessee, Played at Moh

Score by periods	1st	2nd	Total
Tennessee	39	50	89
North Carolina	32	40	72

UNC Asheville vs North Carolina 11/23/21 7:00 pm at Chapel Hill, NC

6

UNC Asheville 53 • 2-3,0-0 Big Sout

#	Player	Total			3-Ptr			Rebounds			PF	TP	A	TO	Bk	Stl	Min
		FG-FGA	FG-FGA	FT-FTA	FG-FGA	FG-FGA	FT-FTA	Off	Def	Tot							
04	Drew Pember	f	1-9	0-6	0-0	1	2	3	4	2	0	2	5	0	27		
00	Trent Stephney	g	1-4	0-0	0-1	0	2	2	1	2	4	1	0	3	30		
01	Jamon Battle	g	7-11	3-4	2-2	4	2	6	0	19	1	2	0	1	33		
02	LJ Thorpe	g	1-10	0-2	5-8	1	1	2	0	7	3	1	0	2	29		
03	Tajion Jones	g	3-12	0-6	3-3	4	4	8	0	9	0	1	1	1	29		
11	BJ Marable	g	0-0	0-0	0-0	1	0	1	4	0	0	0	0	0	6		
13	Quay Kimble	g	1-2	1-2	0-0	0	1	1	0	3	0	0	0	0	7		
14	Luke Lawson	g	1-6	0-5	0-0	0	1	1	0	2	0	0	1	0	13		
21	Jordan Hairston	g	0-2	0-1	0-0	0	0	0	0	0	0	0	0	0	5		
22	Coty Jude	g	3-12	3-11	0-0	0	0	0	1	9	0	0	1	0	21		
	Team					4	1	5									
	Totals		18-68	7-37	10-14	15	14	29	10	53	8	7	8	7	200		

FG % 1st Half: 9-33 27.3% 2nd half: 9-35 25.7% Game: 18-68 26.5% Deadball Rebounds 1,1
 3FG % 1st Half: 4-21 19.0% 2nd half: 3-16 18.8% Game: 7-37 18.9%
 FT % 1st Half: 2-2 100.0 2nd half: 8-12 66.7% Game: 10-14 71.4%

North Carolina 72 • 4-2,0-0 ACC

#	Player	Total			3-Ptr			Rebounds			PF	TP	A	TO	Bk	Stl	Min
		FG-FGA	FG-FGA	FT-FTA	FG-FGA	FG-FGA	FT-FTA	Off	Def	Tot							
05	Armando Bacot	f	8-14	0-0	6-7	3	4	7	1	22	0	2	1	0	29		
13	Dawson Garcia	f	3-9	2-2	0-0	1	4	5	1	8	1	1	0	0	21		
01	Leaky Black	g	2-5	0-0	5-6	4	7	11	2	9	0	1	0	0	24		
02	Caleb Love	g	2-5	0-1	0-0	0	6	6	0	4	5	2	0	2	33		
04	RJ Davis	g	5-11	2-6	0-0	0	5	5	3	12	1	4	0	2	29		
00	Anthony Harris	g	0-0	0-0	0-0	0	0	0	2	0	1	1	0	0	10		
03	Dontrez Styles	g	1-1	0-0	0-0	1	1	2	0	2	0	0	0	0	2		
11	D'Marco Dunn	g	1-1	1-1	0-0	0	0	0	1	3	0	0	0	0	2		
22	Justin McKoy	g	0-1	0-0	0-0	1	0	1	0	3	1	0	0	0	7		
24	Kerwin Walton	g	2-3	0-1	0-0	0	2	2	1	4	2	2	0	0	15		
45	Brady Manek	g	3-5	2-3	0-0	0	9	9	1	8	2	2	2	1	28		
	Team					3	0	3									
	Totals		27-55	7-14	11-13	13	38	51	13	72	15	18	3	6	200		

FG % 1st Half: 14-28 50.0% 2nd half: 13-27 48.1% Game: 27-55 49.1% Deadball Rebounds 2
 3FG % 1st Half: 5-10 50.0% 2nd half: 2-4 50.0% Game: 7-14 50.0%
 FT % 1st Half: 4-6 66.7% 2nd half: 7-7 100.0 Game: 11-13 84.6%

Officials: Clare Aubry, Justin Porterfield, Ron Groover
 Technical fouls: UNC Asheville-None, North Carolina-None.
 Attendance: 15710
 2021-22 Men's Basketball, Round: 0, North Carolina vs UNC Asheville, Played at

Score by periods	1st	2nd	Total
UNC Asheville	24	29	53
North Carolina	37	35	72

Michigan vs North Carolina 12/01/21 9:15 pm at Chapel Hill, NC

7

Michigan 51 • 4-3,0-0 Big Ten

#	Player	Total			3-Ptr			Rebounds			PF	TP	A	TO	Bk	Stl	Min
		FG-FGA	FG-FGA	FT-FTA	FG-FGA	FG-FGA	FT-FTA	Off	Def	Tot							
14	Moussa Diabate	f	5-9	1-1	2-2	2	1	3	1	13	0	0	1	0	31		
01	Hunter Dickinson	c	2-5	0-1	0-0	0	5	5	4	4	0	3	0	0	18		
12	DeVante' Jones	g	2-8	0-1	0-0	4	1	5	1	4	3	3	0	1	30		
22	Caleb Houston	g	2-9	2-4	2-2	1	6	7	0	8	0	3	0	0	34		
55	Eli Brooks	g	5-11	1-3	0-0	1	5	6	2	11	3	1	0	2	35		
02	Kobe Bufkin	g	1-1	0-0	0-0	0	0	0	0	2	0	0	0	0	3		
03	Zeb Jackson	g	0-0	0-0	0-0	0	0	0	0	0	0	1	0	0	3		
05	Terrance Williams II	g	0-2	0-1	0-0	0	0	0	1	0	0	0	0	0	11		
10	Frankie Collins	g	1-4	0-1	2-2	0	4	4	0	4	1	1	0	0	12		
11	Isaiah Barnes	g	0-0	0-0	0-0	0	1	1	0	0	0	0	0	0	3		
23	Brandon Johns Jr.	g	2-8	1-4	0-0	0	2	2	0	5	2	1	0	0	17		
44	Jaron Faulds	g	0-0	0-0	0-0	0	0	0	1	0	0	0	0	0	3		
	Team					0	2	2									
	Totals		20-57	5-16	6-6	8	27	35	10	51	9	13	1	3	200		

FG % 1st Half: 11-30 36.7% 2nd half: 9-27 33.3% Game: 20-57 35.1% Deadball Rebounds 0
 3FG % 1st Half: 3-10 30.0% 2nd half: 2-6 33.3% Game: 5-16 31.3%
 FT % 1st Half: 2-2 100.0 2nd half: 4-4 100.0 Game: 6-6 100.0

North Carolina 72 • 5-2,0-0 ACC

#	Player	Total			3-Ptr			Rebounds			PF	TP	A	TO	Bk	Stl	Min
		FG-FGA	FG-FGA	FT-FTA	FG-FGA	FG-FGA	FT-FTA	Off	Def	Tot							
05	Armando Bacot	f	5-10	0-0	1-1	3	11	14	2	11	3	1	2	1	32		
13	Dawson Garcia	f	6-12	2-2	0-0	2	2	4	1	14	0	1	0	0	23		
01	Leaky Black	g	2-4	0-1	1-1	2	3	5	0	5	3	0	1	1	33		
02	Caleb Love	g	9-16	4-7	0-0	0	4	4	2	22	4	2	0	3	33		
04	RJ Davis	g	4-11	1-3	0-0	0	2	2	1	9	1	1	0	1	28		
00	Anthony Harris	g	1-1	0-0	0-0	0	0	0	1	2	0	0	0	0	2		
03	Dontrez Styles	g	0-0	0-0	0-1	0	0	0	0	0	0	0	0	0	2		
11	D'Marco Dunn	g	0-0	0-0	0-0	0	0	0	0	0	0	0	0	0	2		
22	Justin McKoy	g	0-0	0-0	0-0	0	1	1	0	0	0	1	0	0	7		
24	Kerwin Walton	g	0-4	0-2	0-0	0	2	2	1	0	1	0	0	0	17		
45	Brady Manek	g	4-9	1-4	0-0	2	3	5	0	9	1	0	0	0	21		
	Team					1	0	1									
	Totals		31-67	8-19	2-3	10	28	38	8	72	13	6	3	6	200		

FG % 1st Half: 13-36 36.1% 2nd half: 18-31 58.1% Game: 31-67 46.3% Deadball Rebounds 0,1
 3FG % 1st Half: 3-10 30.0% 2nd half: 5-9 55.6% Game: 8-19 42.1%
 FT % 1st Half: 0-0 0.0% 2nd half: 2-3 66.7% Game: 2-3 66.7%

Officials: John Gaffney, Bert Smith, Roger Ayers
 Technical fouls: Michigan-None, North Carolina-None.
 Attendance: 19938
 2021-22 Men's Basketball, Round: 0, Michigan vs North Carolina, Played at Smit

2021-22 BOX SCORES: GAMES 9-12



Elon vs North Carolina 12/11/21 8:00 pm at Chapel Hill, NC

9

Elon 63 • 2-8,0-0 CAA

#	Player	Total			3-Ptr			Rebounds			PF	TP	A	TO	Blk	Stl	Min
		FG-FGA	FG-FGA	FT-FTA	FG-FGA	FG-FGA	FT-FTA	Off	Def	Tot							
01	Chack Hannah	f	3-4	1-2	0-0	1	0	1	5	7	1	0	0	0	1	17	
21	Michael Graham	c	3-4	0-0	0-0	1	3	4	3	6	0	1	1	0	0	18	
00	Hunter McIntosh	g	6-13	4-9	0-0	0	2	2	0	16	0	6	0	0	0	33	
05	Torrence Watson	g	2-8	1-5	2-3	0	5	5	0	7	6	2	0	2	0	30	
12	Darius Burford	g	5-11	0-1	2-4	0	3	3	4	12	3	2	0	4	3	34	
03	Charlie Mendys	g	0-0	0-0	1-2	0	1	1	0	1	0	0	0	0	0	1	
04	Sam Sherry	g	0-1	0-1	0-0	0	0	0	0	0	0	0	0	0	0	1	
10	Kris Wooten	g	1-3	1-3	0-0	0	1	1	1	3	0	0	0	0	0	14	
11	RJ Noord	g	0-0	0-0	0-0	0	0	0	0	2	0	0	1	0	0	2	
14	Zac Ervin	g	3-7	1-4	0-0	0	3	3	2	7	0	0	0	0	0	19	
23	Ben Daugherty	g	0-0	0-0	0-0	0	0	0	0	0	0	0	0	0	0	1	
24	Reece Clark	g	0-0	0-0	0-0	0	0	0	0	0	0	0	0	0	0	1	
25	Hunter Woods	g	0-4	0-4	0-0	0	2	2	3	0	1	1	2	1	0	21	
30	Andrew Junkin	g	2-3	0-0	0-0	0	0	0	2	4	0	2	1	0	0	8	
	Team					0	2	2									
	Totals		25-58	8-29	5-9		2	22	24	22	63	11	16	4	8	200	

FG % 1st Half: 13-31 41.9% 2nd half: 12-27 44.4% Game: 25-58 43.1%
 3FG % 1st Half: 3-14 21.4% 2nd half: 5-15 33.3% Game: 8-29 27.6%
 FT % 1st Half: 0-0 0.0% 2nd half: 5-9 55.6% Game: 5-9 55.6%

North Carolina 80 • 7-2,1-0 ACC

#	Player	Total			3-Ptr			Rebounds			PF	TP	A	TO	Blk	Stl	Min
		FG-FGA	FG-FGA	FT-FTA	FG-FGA	FG-FGA	FT-FTA	Off	Def	Tot							
05	Armando Bacot	f	3-7	0-0	3-8	2	5	7	2	9	1	0	2	4	2	24	
13	Dawson Garcia	f	6-12	2-4	8-10	5	2	7	3	22	1	3	0	1	3	32	
01	Leaky Black	g	0-0	0-0	2-2	3	5	8	1	2	3	2	1	1	0	26	
02	Caleb Love	g	7-14	4-7	4-4	0	5	5	2	22	1	4	0	3	3	34	
04	RJ Davis	g	4-10	1-4	2-3	0	5	5	2	11	0	3	0	2	0	30	
00	Anthony Harris	g	0-4	0-1	6-6	1	1	2	0	6	0	0	0	0	0	11	
11	D'Marco Dunn	g	0-0	0-0	0-0	0	0	0	1	0	1	0	0	0	0	5	
15	Rob Landry	g	0-0	0-0	0-0	0	0	0	0	0	0	0	0	0	0	1	
22	Justin McKoy	g	0-1	0-0	2-2	0	1	1	0	2	0	0	0	0	0	5	
24	Kerwin Walton	g	0-1	0-1	0-0	0	2	2	1	0	2	1	0	0	0	10	
25	Creighton Lebo	g	0-0	0-0	0-0	0	0	0	0	0	0	0	0	0	0	1	
30	Jackson Watkins	g	0-0	0-0	0-0	0	2	2	1	0	1	0	0	0	0	1	
34	Duwe Farris	g	1-1	0-0	0-0	0	0	0	0	2	0	0	0	0	0	1	
35	Ryan McAdoo	g	0-1	0-0	0-0	0	0	0	0	0	0	0	0	1	1	1	
45	Brady Manek	g	2-8	0-6	0-0	2	2	4	1	4	1	3	0	0	0	18	
	Team					2	3	5									
	Totals		23-59	7-23	27-35	15	33	48	14	80	11	16	3	12	2	200	

FG % 1st Half: 10-34 29.4% 2nd half: 13-25 52.0% Game: 23-59 39.0%
 3FG % 1st Half: 4-15 26.7% 2nd half: 3-8 37.5% Game: 7-23 30.4%
 FT % 1st Half: 13-14 92.9% 2nd half: 14-21 66.7% Game: 27-35 77.1%

Officials: Jeremy Mosier,Trey Styons,Bert Smith
 Technical fouls: Elon-None. North Carolina-None.
 Attendance: 16607
 2021-22 Men's Basketball. Round: 0. Elon vs North Carolina. Played at Smith Ce

Score by periods	1st	2nd	Total
Elon	29	34	63
North Carolina	37	43	80

Furman vs North Carolina 12/14/21 7:00 pm at Chapel Hill, NC

10

Furman 61 • 7-4,0-0 SoCon

#	Player	Total			3-Ptr			Rebounds			PF	TP	A	TO	Blk	Stl	Min
		FG-FGA	FG-FGA	FT-FTA	FG-FGA	FG-FGA	FT-FTA	Off	Def	Tot							
20	Jalen Slawson	f	5-14	2-6	0-0	0	6	6	3	12	7	2	1	3	3	37	
03	Mike Bothwell	g	3-10	1-8	2-2	0	1	1	2	9	3	3	0	0	0	32	
05	Marcus Foster	g	2-5	0-2	0-0	0	2	2	1	4	0	1	0	0	1	12	
10	Alex Hunter	g	8-14	4-8	1-1	0	2	2	1	21	3	0	0	0	0	37	
51	Conley Garrison	g	1-4	1-3	0-0	3	3	6	1	3	2	0	1	1	0	33	
00	JP Pegues	g	0-2	0-1	0-0	0	0	0	0	2	0	0	0	1	0	7	
01	Jaylon Pugh	g	0-0	0-0	0-0	0	0	0	0	0	0	0	0	0	0	1	
11	Robert Swanson	g	0-0	0-0	0-0	0	0	0	0	0	0	0	0	0	0	1	
13	Garrett Hien	g	2-4	0-0	0-0	0	1	1	2	4	1	0	1	0	1	9	
14	Rett Lister	g	0-0	0-0	0-0	0	0	0	0	0	0	0	0	0	0	1	
21	Ben Beeker	g	0-0	0-0	0-0	0	0	0	0	0	0	0	0	0	0	2	
22	Joe Anderson	g	1-4	1-3	0-0	1	2	3	2	3	2	1	0	1	0	20	
24	Alex Williams	g	1-2	1-2	0-0	0	1	1	1	3	0	0	0	0	0	7	
35	James Repass	g	1-1	0-0	0-0	0	1	1	0	2	0	0	0	0	0	1	
	Team					0	2	2									
	Totals		24-60	10-33	3-3	4	21	25	15	61	18	7	3	7	2	200	

FG % 1st Half: 15-28 53.6% 2nd half: 9-32 28.1% Game: 24-60 40.0%
 3FG % 1st Half: 8-15 53.3% 2nd half: 2-18 11.1% Game: 10-33 30.3%
 FT % 1st Half: 1-1 100.0 2nd half: 2-2 100.0 Game: 3-3 100.0

North Carolina 74 • 8-2,1-0 ACC

#	Player	Total			3-Ptr			Rebounds			PF	TP	A	TO	Blk	Stl	Min
		FG-FGA	FG-FGA	FT-FTA	FG-FGA	FG-FGA	FT-FTA	Off	Def	Tot							
05	Armando Bacot	f	7-12	0-1	0-0	4	8	12	2	14	2	1	1	0	0	28	
13	Dawson Garcia	f	7-12	1-3	5-6	4	6	10	3	20	3	1	1	0	2	32	
01	Leaky Black	g	4-5	1-1	0-0	0	5	5	1	9	1	0	0	1	0	31	
02	Caleb Love	g	3-10	2-5	2-2	1	5	6	0	10	4	2	0	2	0	32	
04	RJ Davis	g	2-8	0-3	2-5	0	3	3	1	6	7	1	0	0	0	36	
00	Anthony Harris	g	1-3	0-0	0-0	0	0	0	0	2	1	0	0	0	0	13	
03	Dontrez Styles	g	0-0	0-0	0-0	0	0	0	0	0	0	0	0	0	0	1	
11	D'Marco Dunn	g	0-1	0-0	0-0	0	0	0	0	0	0	0	0	0	0	1	
22	Justin McKoy	g	0-0	0-0	0-0	0	0	0	0	1	0	0	0	0	0	1	
24	Kerwin Walton	g	0-0	0-0	0-0	0	0	0	0	0	0	0	0	0	0	7	
45	Brady Manek	g	6-9	1-3	0-1	3	3	6	0	13	0	3	0	0	0	18	
	Team					0	2	2									
	Totals		30-60	5-16	9-14	12	32	44	10	74	18	8	2	3	2	200	

FG % 1st Half: 14-30 46.7% 2nd half: 16-30 53.3% Game: 30-60 50.0%
 3FG % 1st Half: 3-7 42.9% 2nd half: 2-9 22.2% Game: 5-16 31.3%
 FT % 1st Half: 8-12 66.7% 2nd half: 1-2 50.0% Game: 9-14 64.3%

Officials: Mark Schnur,Bill Covington Jr.,Ron Groover
 Technical fouls: Furman-None. North Carolina-None.
 Attendance: 14342
 2021-22 Men's Basketball. Round: 0. Furman vs North Carolina. Played at Smith

Score by periods	1st	2nd	Total
Furman	39	22	61
North Carolina	39	35	74

North Carolina vs Kentucky 12/18/21 2:30 pm at Las Vegas, NV

11

North Carolina 69 • 8-3,1-0 ACC

#	Player	Total			3-Ptr			Rebounds			PF	TP	A	TO	Blk	Stl	Min
		FG-FGA	FG-FGA	FT-FTA	FG-FGA	FG-FGA	FT-FTA	Off	Def	Tot							
05	Armando Bacot	f	8-13	0-0	6-9	2	8	10	4	22	2	2	1	0	0	31	
13	Dawson Garcia	f	2-6	0-1	2-3	2	3	5	3	6	0	1	0	0	0	22	
01	Leaky Black	g	1-4	0-2	0-0	0	1	1	0	2	1	0	0	0	0	27	
02	Caleb Love	g	2-8	0-2	4-4	0	2	2	2	8	0	4	0	0	0	27	
04	RJ Davis	g	3-8	0-3	4-6	0	1	1	1	10	3	2	0	1	2	29	
00	Anthony Harris	g	2-3	0-0	2-2	0	1	1	2	6	1	2	0	0	0	16	
03	Dontrez Styles	g	0-0	0-0	2-2	0	2	2	0	2	0	0	1	0	0	7	
11	D'Marco Dunn	g	2-4	0-1	0-0	0	0	0	0	4	0	0	0	1	1	10	
22	Justin McKoy	g	0-0	0-0	2-2	0	2	2	1	2	1	0	1	1	7		
24	Kerwin Walton	g	0-1	0-1	0-0	0	0	0	0	0	1	1	0	0	0	8	
45	Brady Manek	g	3-6	1-3	0-0	0	0	0	0	7	0	0	0	1	1	16	
	Team					2	0	2									
	Totals		23-53	1-13	22-28	6	20	26	13	69	9	12	3	4	2	200	

FG % 1st Half: 10-27 37.0% 2nd half: 13-26 50.0% Game: 23-53 43.4%
 3FG % 1st Half: 0-6 0.0% 2nd half: 1-7 14.3% Game: 1-13 7.7%
 FT % 1st Half: 9-11 81.8% 2nd half: 13-17 76.5% Game: 22-28 78.6%

Kentucky 98 • 8-2,0-0 SEC

#	Player	Total			3-Ptr			Rebounds			PF	TP	A	TO	Blk	Stl	Min
		FG-FGA	FG-FGA	FT-													

2021-22 BOX SCORES: GAMES 17-20



North Carolina vs Miami (FL) 01/18/22 7:00 pm at Coral Gables, FL

17

North Carolina 57 • 12-5,4-2 ACC

#	Player	Total			3-Ptr			Rebounds			PF	TP	A	TO	Blk	Stl	Min
		FG-FGA	FG-FGA	FT-FTA	FG-FGA	FG-FGA	FT-FTA	Off	Def	Tot							
05	Armando Bacot	f	6-9	0-0	3-4	4	8	12	4	15	1	4	1	0	27		
45	Brady Manek	f	2-8	2-8	1-2	0	3	3	1	7	3	1	1	0	25		
01	Leaky Black	g	0-2	0-1	0-0	2	1	3	1	0	2	0	0	0	12		
02	Caleb Love	g	2-12	1-5	0-0	0	3	3	1	5	3	2	1	0	30		
04	RJ Davis	g	3-10	0-3	3-3	1	4	5	1	9	0	4	1	0	30		
03	Dontrez Styles	g	3-5	1-2	0-1	1	1	2	1	7	0	0	0	0	12		
11	D'Marco Dunn	g	2-3	0-1	0-0	0	2	2	1	4	1	0	0	0	9		
13	Dawson Garcia	g	1-4	1-4	0-0	0	1	1	3	3	0	1	1	1	15		
14	Puff Johnson	g	0-3	0-1	0-1	2	2	4	1	0	0	1	0	0	5		
22	Justin McKoy	g	1-4	0-2	0-0	2	2	4	2	2	3	1	0	0	16		
24	Kerwin Walton	g	2-5	1-3	0-0	1	1	2	2	5	0	0	0	0	19		
Team						2	2	4									
Totals			22-65	6-30	7-11	15	30	45	18	57	13	14	5	1	200		

FG % 1st Half: 7-31 22.6% 2nd half: 15-34 44.1% Game: 22-65 33.8%
 3FG % 1st Half: 4-17 23.5% 2nd half: 2-13 15.4% Game: 6-30 20.0%
 FT % 1st Half: 4-5 80.0% 2nd half: 3-6 50.0% Game: 7-11 63.6%

Miami (FL) 85 • 14-4,6-1 ACC

#	Player	Total			3-Ptr			Rebounds			PF	TP	A	TO	Blk	Stl	Min
		FG-FGA	FG-FGA	FT-FTA	FG-FGA	FG-FGA	FT-FTA	Off	Def	Tot							
21	Sam Waardenburg	f	7-9	5-6	2-4	0	2	2	1	21	2	0	1	1	24		
02	Isaiah Wong	g	9-18	5-8	2-3	1	7	8	0	25	2	2	0	2	35		
03	Charlie Moore	g	2-8	0-3	3-4	0	3	3	7	4	1	0	1	1	26		
11	Jordan Miller	g	1-6	0-3	0-0	1	5	6	1	2	1	0	0	2	32		
23	Kameron McGusty	g	7-15	1-5	5-7	1	9	10	3	20	4	0	0	4	35		
04	Anthony Walker	g	0-0	0-0	1-2	1	0	1	1	1	0	1	0	0	14		
01	Bensley Joseph	g	2-4	1-2	0-0	0	3	3	2	5	2	0	0	0	19		
10	Filippos Gkogkos	g	0-0	0-0	0-0	0	1	1	0	0	0	0	0	0	1		
14	Rodney Miller Jr.	g	0-0	0-0	0-0	0	0	0	0	0	0	0	0	0	2		
22	Deng Gak	g	0-1	0-0	0-0	1	0	1	1	0	1	0	0	0	5		
32	Thomas Oosterbroek	g	0-0	0-0	1-2	0	0	0	1	1	0	0	0	0	1		
55	Wooga Poplar	g	1-2	1-1	0-0	0	0	0	0	3	0	0	0	0	6		
Team						3	1	4									
Totals			29-63	13-28	14-22	8	31	39	13	85	16	4	1	10	200		

FG % 1st Half: 18-31 58.1% 2nd half: 11-32 34.4% Game: 29-63 46.0%
 3FG % 1st Half: 8-14 57.1% 2nd half: 5-14 35.7% Game: 13-28 46.4%
 FT % 1st Half: 5-8 62.5% 2nd half: 9-14 64.3% Game: 14-22 63.6%

Officials: Tony Henderson, Pat Driscoll, Roger Ayers
 Technical fouls: North Carolina-None, Miami (FL)-None.
 Attendance: 5979
 2021-22 Men's Basketball. Round: 0. Miami (FL) vs North Carolina. Played at Wa

Score by periods	1st	2nd	Total
North Carolina	22	35	57
Miami (FL)	49	36	85

North Carolina vs Wake Forest 01/22/22 8:00 pm at Winston-Salem, NC

18

North Carolina 76 • 12-6,4-3 ACC

#	Player	Total			3-Ptr			Rebounds			PF	TP	A	TO	Blk	Stl	Min
		FG-FGA	FG-FGA	FT-FTA	FG-FGA	FG-FGA	FT-FTA	Off	Def	Tot							
05	Armando Bacot	f	4-12	0-0	4-8	6	6	12	4	12	1	2	1	0	25		
45	Brady Manek	f	8-17	3-7	3-4	3	5	8	5	22	0	0	0	3	25		
01	Leaky Black	g	0-2	0-1	0-0	1	0	1	3	0	0	2	0	1	16		
02	Caleb Love	g	3-15	1-6	2-2	0	4	4	1	9	3	4	0	0	30		
04	RJ Davis	g	6-12	2-4	4-5	2	3	5	3	18	3	2	0	0	31		
03	Dontrez Styles	g	1-2	0-0	0-0	1	0	1	1	2	0	0	0	0	6		
11	D'Marco Dunn	g	0-5	0-4	0-0	0	0	0	0	0	0	0	0	0	8		
13	Dawson Garcia	g	3-10	0-3	1-2	3	2	5	2	7	1	1	1	1	18		
14	Puff Johnson	g	1-2	0-1	0-0	2	0	2	2	2	0	0	0	0	14		
22	Justin McKoy	g	1-1	0-0	2-2	0	4	4	4	4	1	0	0	1	16		
24	Kerwin Walton	g	0-3	0-2	0-0	2	0	2	0	0	0	0	0	0	11		
Team						3	3	6									
Totals			27-81	6-28	16-23	23	27	50	25	76	9	11	2	6	200		

FG % 1st Half: 12-40 30.0% 2nd half: 15-41 36.6% Game: 27-81 33.3%
 3FG % 1st Half: 4-14 28.6% 2nd half: 2-14 14.3% Game: 6-28 21.4%
 FT % 1st Half: 8-11 72.7% 2nd half: 8-12 66.7% Game: 16-23 69.6%

Wake Forest 98 • 16-4,6-3 ACC

#	Player	Total			3-Ptr			Rebounds			PF	TP	A	TO	Blk	Stl	Min
		FG-FGA	FG-FGA	FT-FTA	FG-FGA	FG-FGA	FT-FTA	Off	Def	Tot							
01	Isaiah Mucius	f	0-2	0-1	0-0	0	2	2	0	0	0	2	0	1	26		
13	Dallas Walton	c	0-2	0-2	0-0	0	2	2	3	0	0	0	1	0	13		
00	Jake LaRavia	g	9-13	1-2	12-15	2	8	10	2	31	4	2	1	3	37		
04	Daivion Williamson	g	7-9	3-5	2-2	0	3	3	3	19	1	2	0	0	30		
31	Alondes Williams	g	9-15	3-5	2-5	0	6	6	2	23	3	1	3	1	31		
02	Cameron Hildreth	g	1-1	0-0	2-2	0	2	2	1	4	0	0	0	0	3		
11	Carter Whitte	g	0-1	0-0	1-2	0	1	1	1	1	0	0	0	0	10		
20	Khadim Sy	g	0-2	0-1	0-0	0	2	2	2	0	1	0	1	0	14		
23	Lucas Taylor	g	0-0	0-0	0-0	0	0	0	0	0	1	0	0	0	3		
25	Robert McCray	g	0-0	0-0	0-0	1	0	1	0	0	0	0	0	0	3		
30	Damari Monsanto	g	4-11	3-9	2-2	0	5	5	1	13	1	1	0	2	19		
33	Matthew Marsh	g	2-2	0-0	3-4	0	4	4	0	7	0	0	0	0	10		
55	Miles Lester	g	0-1	0-1	0-0	0	0	0	0	0	0	0	0	0	1		
Team						0	0	0									
Totals			32-59	10-26	24-32	3	35	38	15	98	11	8	6	7	200		

FG % 1st Half: 16-31 51.6% 2nd half: 16-28 57.1% Game: 32-59 54.2%
 3FG % 1st Half: 5-13 38.5% 2nd half: 5-13 38.5% Game: 10-26 38.5%
 FT % 1st Half: 9-12 75.0% 2nd half: 15-20 75.0% Game: 24-32 75.0%

Officials: Tim Clougherty, AJ Desai, Ron Groover
 Technical fouls: North Carolina-None, Wake Forest-None.
 Attendance: 11898
 2021-22 Men's Basketball. Round: 0. North Carolina vs Wake Forest. Played at L

Score by periods	1st	2nd	Total
North Carolina	36	40	76
Wake Forest	46	52	98

Virginia Tech vs North Carolina 01/24/22 8:00 pm at Chapel Hill, NC

19

Virginia Tech 68 • 10-9,2-6 ACC

#	Player	Total			3-Ptr			Rebounds			PF	TP	A	TO	Blk	Stl	Min
		FG-FGA	FG-FGA	FT-FTA	FG-FGA	FG-FGA	FT-FTA	Off	Def	Tot							
22	Keve Aluma	f	7-15	1-2	4-4	1	5	6	4	19	3	2	1	0	37		
25	Justyn Mutts	f	8-15	1-3	1-4	1	9	10	4	18	2	2	1	1	32		
00	Hunter Cattoor	g	4-9	3-6	2-3	1	6	7	1	13	0	1	0	1	34		
04	Nahiem Alleyne	g	4-8	2-4	0-0	0	5	5	3	10	0	1	0	0	37		
05	Storm Murphy	g	1-4	0-1	0-0	0	0	0	4	2	4	2	0	0	26		
01	David N'Goussan	g	0-0	0-0	0-0	0	0	0	0	0	0	1	0	0	8		
03	Sean Pedulla	g	2-5	0-2	0-0	0	1	1	3	4	4	0	0	0	16		
11	Jalen Haynes	g	0-0	0-0	0-0	0	0	0	1	0	0	0	0	0	1		
13	Darius Maddox	g	1-2	0-0	0-0	0	1	1	1	2	0	0	0	0	9		
Team						2	0	2									
Totals			27-58	7-18	7-11	5	27	32	21	68	13	9	2	2	200		

FG % 1st Half: 13-27 48.1% 2nd half: 14-31 45.2% Game: 27-58 46.6%
 3FG % 1st Half: 5-10 50.0% 2nd half: 2-8 25.0% Game: 7-18 38.9%
 FT % 1st Half: 2-4 50.0% 2nd half: 5-7 71.4% Game: 7-11 63.6%

North Carolina 78 • 13-6,5-3 ACC

#	Player	Total			3-Ptr			Rebounds			PF	TP	A	TO	Blk	Stl	Min
		FG-FGA	FG-FGA	FT-FTA	FG-FGA	FG-FGA	FT-FTA	Off	Def	Tot							
05	Armando Bacot	f	7-19	0-0	0-0	8	12	20	5	14	1	2	1	0	34		
45	Brady Manek	f	5-12	4-8	1-2	3	5	8	1	15	3	1	1	1	34		
01	Leaky Black	g	3-5	2-4	1-2	2	3	5	3	10	2	1	1	3	34		
02	Caleb Love	g	5-14	3-8	9-11	0	2	2	0	22	5	2	0	1	35		
04	RJ Davis	g	3-9	1-4	8-9	0	3	3	3	15	2	1	1	1	38		
14	Puff Johnson	g	0-0	0-0	0-0	0	0	0	1	0	0	0	0	0	4		
22	Justin McKoy	g	0-3	0-1	2-2	2	2	4	2	2	0	0	0	0	12		
24	Kerwin Walton	g	0-1	0-0	0-0	0	0	0	0	0	0	0	0	0	9		
Team						1	0	1									
Totals			23-63	10-25	22-26	16	27	43	15	78	13	7	4	6	200		

FG % 1st Half: 13-33 39.4% 2nd half: 10-30 33.3% Game: 23-63 36.5%
 3FG % 1st Half: 4-13 30.8% 2nd half: 6-12 50.0% Game: 10-25 40.0%
 FT % 1st Half: 7-7 100.0% 2nd half: 15-19 78.9% Game: 22-2

2021-22 BOX SCORES: GAMES 21-24



NC State vs North Carolina 01/29/22 2:00 pm at Chapel Hill, NC

21

NC State 80 • 10-12,3-8 ACC

#	Player	Total			3-Ptr			Rebounds			PF	TP	A	TO	Blk	Stl	Min
		FG-FGA	FG-FGA	FT-FTA	FG-FGA	FG-FGA	FT-FTA	Off	Def	Tot							
04	Jericole Hellems	f	9-17	5-9	2-2	2	5	7	3	25	0	0	0	0	0	39	
21	Ebenezer Dowuona	f	1-2	0-0	1-2	2	2	4	4	3	1	1	0	0	15		
00	Terquavion Smith	g	10-21	3-9	11-13	0	2	2	1	34	2	2	1	4	34		
01	Dereon Seabron	g	1-6	0-0	0-0	1	2	3	1	2	2	2	0	0	23		
14	Casey Morsell	g	3-6	1-1	0-0	2	3	5	4	7	1	1	0	0	23		
03	Cam Hayes	g	0-6	0-1	0-0	0	2	2	0	0	3	2	0	0	20		
05	Thomas Allen	g	2-5	1-3	2-2	0	1	1	2	7	0	1	1	2	18		
10	Breon Pass	g	0-2	0-2	2-2	0	0	0	0	2	0	0	0	0	11		
11	Jaylon Gibson	g	0-2	0-0	0-0	1	2	3	1	0	0	0	1	1	15		
12	Chase Graham	g	0-0	0-0	0-0	0	0	0	1	0	1	0	0	0	1		
20	Alex Nunnally	g	0-0	0-0	0-0	0	0	0	0	0	0	0	0	0	1		
Team						4	1	5									
Totals			26-67	10-25	18-21	12	20	32	17	80	9	10	3	7	200		

FG % 1st Half: 12-40 30.0% 2nd half: 14-27 51.9% Game: 26-67 38.8%
 3FG % 1st Half: 5-13 38.5% 2nd half: 5-12 41.7% Game: 10-25 40.0%
 FT % 1st Half: 2-4 50.0% 2nd half: 16-17 94.1% Game: 18-21 85.7%

Deadball Rebound: 2,1

North Carolina 100 • 15-6,7-3 ACC

#	Player	Total			3-Ptr			Rebounds			PF	TP	A	TO	Blk	Stl	Min
		FG-FGA	FG-FGA	FT-FTA	FG-FGA	FG-FGA	FT-FTA	Off	Def	Tot							
05	Armando Bacot	f	5-10	0-1	8-10	2	11	13	1	18	0	1	6	1	28		
45	Brady Manek	f	6-8	5-7	0-0	0	2	2	2	17	3	1	1	2	27		
01	Leaky Black	g	2-4	1-3	0-0	0	4	4	3	5	4	3	1	0	36		
02	Caleb Love	g	6-16	4-6	5-5	0	0	0	1	21	5	1	0	2	28		
04	RJ Davis	g	6-8	3-4	2-4	1	2	3	1	17	4	1	0	1	28		
03	Dontrez Styles	g	3-4	0-0	0-1	3	1	4	1	6	0	0	0	0	6		
11	D'Marco Dunn	g	0-0	0-0	0-0	0	0	0	1	0	0	1	0	0	3		
14	Puff Johnson	g	3-5	1-2	1-2	2	4	6	3	8	1	1	1	0	17		
15	Rob Landry	g	0-0	0-0	0-0	0	0	0	0	0	0	0	0	0	1		
22	Justin McKoy	g	0-0	0-0	0-0	0	0	0	0	0	0	1	0	0	3		
24	Kerwin Walton	g	2-5	1-4	0-0	0	2	2	2	5	0	0	0	0	19		
25	Crighton Lebo	g	0-0	0-0	0-0	0	0	0	0	0	0	0	0	0	1		
30	Jackson Watkins	g	0-1	0-0	1-2	0	0	0	0	1	0	0	0	1	1		
34	Duwe Farris	g	1-1	0-0	0-0	1	0	1	0	2	0	0	0	0	1		
35	Ryan McAdoo	g	0-0	0-0	0-0	0	0	0	0	0	0	0	0	0	1		
Team						1	3	4									
Totals			34-62	15-27	17-24	10	29	39	17	100	17	12	9	7	200		

FG % 1st Half: 20-32 62.5% 2nd half: 14-30 46.7% Game: 34-62 54.8%
 3FG % 1st Half: 10-15 66.7% 2nd half: 5-12 41.7% Game: 15-27 55.6%
 FT % 1st Half: 6-9 66.7% 2nd half: 11-15 73.3% Game: 17-24 70.8%

Deadball Rebound: 4,1

Officials: Mark Schnur, Jerry Heater, Ted Valentine
 Technical fouls: NC State-None. North Carolina-None.
 Attendance: 21750
 2021-22 Men's Basketball. Round: 0. NC State vs North Carolina. Played at Smit

Score by periods	1st	2nd	Total
NC State	31	49	80
North Carolina	56	44	100

Duke vs North Carolina 02/05/22 6:00 pm at Chapel Hill, NC

23

Duke 87 • 19-3,9-2 ACC

#	Player	Total			3-Ptr			Rebounds			PF	TP	A	TO	Blk	Stl	Min
		FG-FGA	FG-FGA	FT-FTA	FG-FGA	FG-FGA	FT-FTA	Off	Def	Tot							
00	Wendell Moore Jr.	f	5-6	0-0	3-3	1	7	8	3	13	5	0	0	2	33		
05	Paolo Banchemo	f	5-14	2-4	1-2	1	9	10	2	13	2	1	0	0	31		
21	AJ Griffin	f	11-17	3-6	2-2	0	4	4	1	27	1	3	0	1	31		
15	Mark Williams	c	4-4	0-0	1-2	2	4	6	2	9	2	0	2	0	26		
03	Jeremy Roach	g	3-5	1-2	1-2	0	1	1	2	8	4	1	0	1	23		
01	Trevor Keels	g	3-6	3-4	2-2	0	3	3	1	11	2	1	0	1	20		
12	Jaylen Blakes	g	0-1	0-0	0-0	0	0	0	1	0	0	0	0	0	3		
10	Theo John	g	1-1	0-0	0-0	1	2	3	2	2	2	1	0	1	13		
13	Joey Baker	g	1-2	0-1	0-0	0	0	0	0	2	2	0	3	0	9		
30	Michael Savarino	g	0-0	0-0	0-0	0	0	0	0	0	0	0	0	0	1		
34	Bates Jones	g	1-3	0-2	0-0	1	0	1	1	2	2	1	0	0	10		
Team						2	2	4									
Totals			34-59	9-19	10-13	8	32	40	17	87	20	12	2	7	200		

FG % 1st Half: 16-29 55.2% 2nd half: 18-30 60.0% Game: 34-59 57.6%
 3FG % 1st Half: 3-9 33.3% 2nd half: 6-10 60.0% Game: 9-19 47.4%
 FT % 1st Half: 4-4 100.0% 2nd half: 6-9 66.7% Game: 10-13 76.9%

Deadball Rebound: 0,1

North Carolina 67 • 16-7,8-4 ACC

#	Player	Total			3-Ptr			Rebounds			PF	TP	A	TO	Blk	Stl	Min
		FG-FGA	FG-FGA	FT-FTA	FG-FGA	FG-FGA	FT-FTA	Off	Def	Tot							
05	Armando Bacot	f	4-10	0-0	4-5	1	4	5	3	12	2	1	1	2	30		
45	Brady Manek	f	7-16	6-10	1-2	1	5	6	2	21	0	0	0	0	35		
01	Leaky Black	g	2-4	0-0	1-1	1	5	6	2	4	2	1	2	0	37		
02	Caleb Love	g	3-10	1-5	1-2	1	1	2	4	8	4	4	0	0	32		
04	RJ Davis	g	4-11	0-3	3-4	1	1	2	2	11	2	1	0	2	32		
03	Dontrez Styles	g	1-1	0-0	1-1	0	0	0	0	3	0	0	0	0	3		
11	D'Marco Dunn	g	1-1	1-1	0-0	0	0	0	0	3	1	0	0	0	2		
14	Puff Johnson	g	0-1	0-1	0-0	0	0	0	1	0	2	0	0	1	8		
22	Justin McKoy	g	0-1	0-0	0-0	0	0	0	0	0	0	0	0	0	7		
24	Kerwin Walton	g	2-4	1-2	0-0	0	1	1	0	5	0	1	0	0	14		
Team						1	1	2									
Totals			24-59	9-22	10-15	6	18	24	14	67	13	8	3	5	200		

FG % 1st Half: 10-32 31.3% 2nd half: 14-27 51.9% Game: 24-59 40.7%
 3FG % 1st Half: 4-14 28.6% 2nd half: 5-8 62.5% Game: 9-22 40.9%
 FT % 1st Half: 4-6 66.7% 2nd half: 6-9 66.7% Game: 10-15 66.7%

Deadball Rebound: 0,1

Officials: Tom Morrissey, Kipp Kissinger, Jeffrey Anderson
 Technical fouls: Duke-None. North Carolina-None.
 Attendance: 21750
 2021-22 Men's Basketball. Round: 0. Duke vs North Carolina. Played at Smith Ce

Score by periods	1st	2nd	Total
Duke	39	48	87
North Carolina	28	39	67

North Carolina vs Louisville 02/01/22 8:00 pm at Louisville, KY

22

North Carolina 90 • 16-6,8-3 ACC

#	Player	Total			3-Ptr			Rebounds			PF	TP	A	TO	Blk	Stl	Min
		FG-FGA	FG-FGA	FT-FTA	FG-FGA	FG-FGA	FT-FTA	Off	Def	Tot							
05	Armando Bacot	f	8-15	0-0	3-5	6	16	22	4	19	2	2	2	3	38		
45	Brady Manek	f	10-18	4-9	0-1	3	3	6	0	24	0	2	2	0	41		
01	Leaky Black	g	4-4	3-3	2-2	1	4	5	2	13	4	0	0	1	43		
02	Caleb Love	g	3-18	1-6	9-10	0	5	5	1	16	6	4	0	2	39		
04	RJ Davis	g	6-15	4-8	2-2	0	4	4	4	18	5	2	1	1	43		
14	Puff Johnson	g	0-0	0-0	0-0	0	1	1	1	0	0	0	0	0	10		
22	Justin McKoy	g	0-1	0-0	0-0	0	0	0	0	0	0	0	0	0	1		
24	Kerwin Walton	g	0-0	0-0	0-0	0	0	0	2	0	1	0	0	0	10		
Team						1	0	1									
Totals			31-71	12-26	16-20	11	33	44	14	90	18	10	5	7	225		

FG % 1st Half: 13-29 44.8% 2nd half: 14-34 41.2% OT: 4-8 50.0% Game: 31-71 43.7%
 3FG % 1st Half: 5-12 41.7% 2nd half: 5-10 50.0% OT: 2-4 50.0% Game: 12-26 46.2%
 FT % 1st Half: 5-7 71.4% 2nd half: 5-5 100.0% OT: 6-8 75.0% Game: 16-20 80.0%

Deadball Rebound: 3

Louisville 83 • 11-11,5-7 ACC

#	Player	Total			3-Ptr			Rebounds			PF	TP	A	TO	Blk	Stl	Min
		FG-FGA	FG-FGA	FT-FTA	FG-FGA	FG-FGA	FT-FTA	Off	Def	Tot							
14	Dre Davis	f	1-3	1-2	0-2	0	1	1	2	3	0	1	0	0	14		
21	Sydney Curry	f	5-6	0-0	0-1	4	2	6	4	10	1	1	2	0	17		
33	Matt Cross	f	5-11	3-5	0-0	4</											

2021-22 BOX SCORES: GAMES 25-28



Official Basketball Box Score -- Game Totals -- Final Statistics Florida St. vs North Carolina 02/12/22 2:00 pm at Chapel Hill, NC

25

Florida St. 74 • 13-11,6-8 ACC

##	Player	Total		3-Ptr		Rebounds			PF	TP	A	TO	Blk	Stl	Min
		FG-FGA	FG-FGA	FT-FTA	Off	Def	Tot								
22	John Butler	f	3-11	2-4	1-1	2	5	7	2	9	1	0	2	0	27
11	Tanor Ngom	c	2-4	0-0	4-6	2	0	2	2	8	0	1	0	0	13
00	RayQuan Evans	g	5-12	1-2	2-3	2	2	4	1	13	4	0	0	1	25
04	Caleb Mills	g	0-1	0-0	0-0	0	0	0	0	0	0	2	0	0	7
35	Matthew Cleveland	g	4-9	1-1	4-6	1	0	1	1	13	0	0	1	2	27
01	Jalen Warley		2-8	1-2	2-2	0	1	1	0	7	3	2	1	2	22
15	Quincy Ballard		0-0	0-0	0-2	1	0	1	0	0	0	0	0	0	5
21	Cam'Ron Fletcher		7-14	2-5	0-0	3	7	10	4	16	1	5	0	4	28
30	Harrison Prieto		1-3	1-2	0-0	1	2	3	3	3	1	1	0	0	23
31	Wyatt Wilkes		2-5	1-3	0-0	1	2	3	2	5	2	1	0	0	23
	Team					2	0	2							
	Totals		26-67	9-19	13-20	15	19	34	15	74	12	13	4	9	200

FG % 1st Half: 9-30 30.0% 2nd half: 17-37 45.9% Game: 26-67 38.8%
 3FG % 1st Half: 3-8 37.5% 2nd half: 6-11 54.5% Game: 9-19 47.4%
 FT % 1st Half: 3-5 60.0% 2nd half: 10-15 66.7% Game: 13-20 65.0%

North Carolina 94 • 18-7,10-4 ACC

##	Player	Total		3-Ptr		Rebounds			PF	TP	A	TO	Blk	Stl	Min
		FG-FGA	FG-FGA	FT-FTA	Off	Def	Tot								
05	Armando Bacot	f	7-9	0-0	3-5	4	10	14	2	17	1	2	1	0	28
45	Brady Manek	f	7-11	1-4	1-2	2	3	5	3	16	3	0	1	2	30
01	Leaky Black	g	2-2	0-0	1-1	1	2	3	0	5	5	1	0	1	26
02	Caleb Love	g	6-12	6-8	0-0	1	2	3	2	18	6	4	1	2	29
04	RJ Davis	g	7-13	2-6	0-1	0	4	4	3	16	5	1	2	1	29
03	Dontrez Styles		3-7	0-2	2-3	2	2	4	0	8	0	3	0	0	16
11	D'Marco Dunn		0-1	0-1	0-0	0	0	0	1	0	0	1	0	0	4
14	Puff Johnson		2-4	1-2	0-0	1	2	3	0	5	1	0	0	1	11
15	Rob Landry		0-0	0-0	0-0	0	0	0	0	0	0	1	0	0	1
22	Justin McKay		0-0	0-0	0-0	0	0	0	0	1	0	0	0	0	6
24	Kerwin Walton		3-6	2-4	1-1	0	1	1	3	9	0	1	0	0	16
25	Creighton Lebo		0-1	0-0	0-0	0	0	0	0	0	0	2	0	0	1
30	Jackson Watkins		0-1	0-1	0-0	0	0	0	0	1	0	0	0	0	1
34	Duwe Farris		0-0	0-0	0-0	0	1	1	0	0	0	0	0	0	1
35	Ryan McAdoo		0-0	0-0	0-0	1	0	1	0	0	0	0	0	0	1
	Team					1	0	1							
	Totals		37-67	12-28	8-13	13	27	40	16	94	22	16	5	7	200

FG % 1st Half: 23-31 74.2% 2nd half: 14-36 38.9% Game: 37-67 55.2%
 3FG % 1st Half: 9-12 75.0% 2nd half: 3-16 18.8% Game: 12-28 42.9%
 FT % 1st Half: 7-11 63.6% 2nd half: 1-2 50.0% Game: 8-13 61.5%

Officials: Tony Henderson, Bill Covington Jr., Roger Ayers
 Technical fouls: Florida St.-None. North Carolina-None.
 Attendance: 20348
 2021-22 Men's Basketball. Round: 0. Florida St. vs North Carolina. Played at S

Score by periods	1st	2nd	Total
Florida St.	24	50	74
North Carolina	62	32	94

Pittsburgh vs North Carolina 02/16/22 8:00 pm at Chapel Hill, NC

26

Pittsburgh 76 • 11-16,6-10 ACC

##	Player	Total		3-Ptr		Rebounds			PF	TP	A	TO	Blk	Stl	Min
		FG-FGA	FG-FGA	FT-FTA	Off	Def	Tot								
15	Mouhamadou Gueye	f	4-7	2-4	1-2	0	5	5	4	11	1	3	2	1	29
23	John Hugley	f	6-10	1-2	5-6	2	3	5	4	18	0	2	1	0	27
02	Femi Odukale	g	3-6	2-3	2-2	0	3	3	2	10	9	7	0	1	40
11	Jamarius Burton	g	4-11	0-2	6-6	1	6	7	4	14	2	3	0	0	38
12	Ithiel Horton	g	5-9	5-5	4-4	1	4	5	2	19	0	1	0	1	40
03	Noah Collier		1-1	0-0	0-0	0	1	1	0	2	0	0	0	0	6
24	William Jeffress		1-3	0-1	0-0	1	0	1	0	2	0	0	1	2	18
31	Onyebuchi Ezeakudo		0-0	0-0	0-0	0	0	0	0	0	0	0	0	0	2
	Team					0	1	1							
	Totals		24-47	10-17	18-20	5	23	28	16	76	12	18	4	5	200

FG % 1st Half: 15-25 60.0% 2nd half: 9-22 40.9% Game: 24-47 51.1%
 3FG % 1st Half: 6-9 66.7% 2nd half: 4-8 50.0% Game: 10-17 58.8%
 FT % 1st Half: 4-6 66.7% 2nd half: 14-14 100.0% Game: 18-20 90.0%

North Carolina 67 • 18-8,10-5 ACC

##	Player	Total		3-Ptr		Rebounds			PF	TP	A	TO	Blk	Stl	Min
		FG-FGA	FG-FGA	FT-FTA	Off	Def	Tot								
05	Armando Bacot	f	2-6	0-0	3-4	4	4	8	4	7	4	3	3	0	26
45	Brady Manek	f	5-13	1-7	1-2	5	5	10	3	12	3	4	1	2	35
01	Leaky Black	g	4-8	2-4	1-1	2	4	6	2	11	2	1	1	1	36
02	Caleb Love	g	7-14	1-6	4-5	0	2	2	3	19	2	3	0	1	38
04	RJ Davis	g	1-6	0-2	1-2	0	1	1	3	3	2	2	0	4	35
03	Dontrez Styles		1-3	0-2	2-2	0	2	2	0	4	0	0	1	1	10
14	Puff Johnson		0-1	0-1	0-0	0	0	0	0	0	0	0	0	0	2
24	Kerwin Walton		4-7	3-4	0-0	0	0	0	3	11	0	0	0	2	18
	Team					0	0	0							
	Totals		24-58	7-26	12-16	11	18	29	18	67	13	13	6	11	200

FG % 1st Half: 8-29 27.6% 2nd half: 16-29 55.2% Game: 24-58 41.4%
 3FG % 1st Half: 3-14 21.4% 2nd half: 4-12 33.3% Game: 7-26 26.9%
 FT % 1st Half: 4-4 100.0% 2nd half: 8-12 66.7% Game: 12-16 75.0%

Officials: Clarence Armstrong, Raymie Styons, Ted Valentine
 Technical fouls: Pittsburgh-None. North Carolina-None.
 Attendance: 17270
 2021-22 Men's Basketball. Round: 0. North Carolina vs Pittsburgh. Played at Sm

Score by periods	1st	2nd	Total
Pittsburgh	40	36	76
North Carolina	23	44	67

27

28

NOVEMBER '21 SIGNEES



- Hubert Davis's first recruiting class includes Tyler Nickel of Massanutten, Va., Will Shaver of Birmingham, Ala., Seth Trimble of Menomonee Falls, Wis., and Jalen Washington of Gary, Ind.

- "The young men we want to sign have to be able to shoot and be versatile guys who can play multiple positions," says Davis. "We were specifically looking in this class for a point guard, a shooter with size and two big men who are versatile on both ends of the floor, and we were able to get all of that with these four players."



Tyler Nickel plays for Coach Carey Keyes at East Rockingham High School in Elkton, Va. "We knew we had to improve our shooting, and Tyler's not only a great shooter but a tremendous all-around player at his size," says Davis. "He's a wing that is outstanding defensively and competes hard on both ends of the floor. He is built to play on the biggest stage. He desperately wants to be on the floor against the best players and teams in the country. His relentless work ethic and skill give him a chance to be one of the best wings ever to play at UNC. I'll never have to coach effort or motivate Tyler to play hard on every possession because the passion to play is built into his character."




Will Shaver played three years at Oak Mountain High School before being home schooled in the fall 2021. "Will is a versatile big," says Davis. "He can consistently score in the post with either hand and can shoot it well from three. He is effective in pick and roll and pick and pop situations, and he loves to pass. He's a really good passer out of the post, so when teams have to double team him, because he can score, he has the ability to find open shooters all over the floor. He holds a special place for me because he was the first 2022 kid to commit. And he's from Alabama and we've had a couple of players from there in Pete Chilcutt and Garrison

Brooks, who were pretty good players for us."



Seth Trimble, the younger brother of J.P. Tokoto, who played for the Tar Heels from 2012-15, plays for Coach Jason Hallenbeck at Menomonee Falls High School. "Seth is the fastest point guard in the country with the ball," says Davis. "He's the most athletic point guard, combo guard in the country. As good as he is, his ceiling is ridiculous. He's the best on-the-ball defender I saw as we evaluated the class of 2022. Seth can pick up full court and create havoc on the defensive end and with his athleticism and speed he is almost impossible to stop at driving the ball into the paint. He is a true point guard in that he loves to get people involved."



Jalen Washington attends West Side High School and is coached by Ricky Carter. "Jalen is the best shooting big in the country in this class," says Davis. "His touch from 12-15 feet in the mid-post is outstanding. I can't remember a guy who will be coming into college who is that skilled. He is athletic, has great size and is a good passer. I've talked about wanting versatile bigs who can score in the post and are excellent offensive rebounders, and he can also defend guards on the perimeter. That's what I want and we got the best one."

SINGLE-GAME UNC RECORDS



TEAM, SINGLE GAME

MOST POINTS SCORED: 129 vs. VMI, 12/17/1994 (129-89); 129 vs. Manhattan, 12/27/1985 (129-45) in Miami

LARGEST WIN: 84 vs. Manhattan, 12/27/1985 (129-45) in Miami

LARGEST WIN, ACC GAME: 51 vs. NC State, 1/8/2017 (107-56)

LARGEST WIN, ACC ROAD GAME: 38 at Wake Forest, 2/16/2019 (95-57)

MOST POINTS IN A LOSS: 114 vs. Wake Forest, 12/20/2003 (114-119, 3 OT)

LARGEST LOSS: 43 at Lynchburg Elks, 2/20/1915 (20-63)

LARGEST LOSS, ACC GAME: 40 at Maryland, 2/22/2003 (56-96)

FEWEST POINTS: 8 at NC State, 2/18/1926 (8-17)

FEWEST POINTS, ACC GAME: *20 vs. Duke, 3/4/1966 (20-21) in Raleigh

FEWEST POINTS IN SHOT CLOCK ERA (1985-86 to present): 43 at Virginia, 2/27/2017 (43-53)

MOST POINTS IN A HALF: 77 vs. VMI, 12/17/1994 (1st half: UNC led 77-42)

FEWEST POINTS IN A HALF: 0 at Duke, 2/24/1979 (1st half: Duke led 7-0)

LARGEST HALFTIME LEAD: 47 vs. Florida Atlantic, 12/19/2006 (UNC led 65-18)

MOST POINTS, BOTH TEAMS: 233 vs. Wake Forest, 12/20/2003 (114-119, 3 OT)

FEWEST POINTS, BOTH TEAMS: 24 vs. Elon, 1/11/1915 (15-9)

FEWEST POINTS, BOTH TEAMS IN SHOT CLOCK ERA: 89 at NC State, 2/12/1997 (45-44)

MOST FIELD GOALS: 57 vs. Manhattan, 12/27/1985 (57 of 78) in Miami

MOST COMBINED FIELD GOALS: 90 vs. Wake Forest, 12/20/2003 (UNC 44, Wake Forest 46)

FEWEST FIELD GOALS, ACC GAME: *7 vs. Duke, 3/4/1966 (7 of 15) in Raleigh

MOST FIELD GOAL ATTEMPTS: 102 vs. Clemson, 12/4/1954 (38 of 102)

HIGHEST FIELD GOAL PERCENTAGE: ^.790 vs. Loyola Marymount, 3/19/1988 (49 of 62) in Salt Lake City

HIGHEST FIELD GOAL PERCENTAGE, ACC GAME: .767 at Virginia, 1/7/1978 (33 of 43)

HIGHEST FIELD GOAL PERCENTAGE IN A HALF: .941 at Virginia, 1/7/1978 (16 of 17, 2nd half) (*NCAA record*)

HIGHEST FIELD GOAL PERCENTAGE IN A LOSS: ^.653 vs. Syracuse, 3/20/1975 (lost 76-78) in Philadelphia

HIGHEST FIELD GOAL PERCENTAGE IN A HOME LOSS: .548 vs. Miami (Ohio), 2/21/1973 (lost 92-102)

LOWEST FIELD GOAL PERCENTAGE: .245 vs. Oregon State, 12/30/1953 (12 of 49) in Raleigh

LOWEST FIELD GOAL PERCENTAGE IN A HALF SINCE 1980: .200 at Georgia Tech, 1/16/2011 (5 of 25, 2nd half)

LOWEST FIELD GOAL PERCENTAGE IN A WIN: .291 vs. Boston College, 1/26/29 (16 of 55) (won 58-47)

MOST THREE-POINTERS: 17 vs. Florida State, 1/25/1995 (17 of 25)

FEWEST THREE-POINTERS: 0 five times, latest vs. Princeton, 12/13/1997 (0 for 4)

MOST COMBINED THREE-POINT FIELD GOALS MADE: 31 vs. Kentucky, 12/27/1989 (UNC 10, Kentucky 21) in Louisville

MOST THREE-POINT ATTEMPTS: 35 vs. Davidson, 1/8/2003 (13 of 35)

FEWEST THREE-POINT ATTEMPTS: 1 vs. Fordham, 1/6/1988 (0 for 1) in Greensboro

HIGHEST THREE-POINT PERCENTAGE (min. 10 three-pointers made): .800 at Duke, 3/5/1983 (12 of 15)

HIGHEST THREE-POINT PERCENTAGE (min. 10 three-point attempts) .800 at Duke, 3/5/1983 (12 of 15)

HIGHEST THREE-POINT PERCENTAGE (min. 20 three-point attempts) .727 vs. Western Carolina, 12/6/2017 (16 of 22)

LOWEST THREE-POINT PERCENTAGE (min. 10 three-point attempts): .056 vs. Michigan State, 11/26/2017 (1 of 18) in Portland, Ore.

HIGHEST PERCENTAGE OF MADE UNC FIELD GOALS FROM THREE: .667 at Georgia Tech, 2/2/2002 (14 of 21 of FGM from three-point range)

HIGHEST PERCENTAGE OF UNC FIELD GOAL ATTEMPTS FROM THREE: .608 vs. Clemson, 1/16/2018 (31 of 51 FGA from three-point range)

MOST FREE THROWS MADE: 43 vs. South Carolina, Dec. 5, 1959 (43 of 53); 43 at NC State, 1/15/1957 (43 of 51) (*both tie ACC record*)

MOST COMBINED FREE THROWS: 69 vs. Georgia Tech, 2/14/1970 (UNC 29, Georgia Tech 40) in Charlotte; 69 vs. NC State, 1/19/1954 (UNC 31, NC State 38)

MOST FREE THROW ATTEMPTS: 59 vs. Clemson, 1/28/1998 (41 of 59); 59 at Clemson, Jan. 14, 1956 (33 of 59) (*both tie ACC record*)

FEWEST FREE THROWS MADE: 2 six times, latest vs. Michigan, 12/1/21 (2 of 3)

FEWEST FREE THROW ATTEMPTS: 3 vs. Michigan, 12/1/21 (2 of 3)

MOST FREE THROWS MISSED: 26 vs. Belmont, 11/17/2013 (made 22 of 48); 26 at Clemson, 1/14/1956 (made 33 of 59)

HIGHEST FREE THROW PERCENTAGE (min. 10 attempts): 1.000 vs. Duke, 3/7/2015 (13 of 13); 1.000 at LSU, 2/10/1985 (13 of 13)

HIGHEST FREE THROW PERCENTAGE (min. 20 attempts): .964 vs. Niagara, 12/30/1978 (27 of 28) in Rochester, N.Y.

HIGHEST FREE THROW PERCENTAGE (min. 30 attempts): .919 vs. Syracuse, 2/26/2019 (34 of 37)

LOWEST FREE THROW PERCENTAGE (min. 10 attempts): .167 vs. Duke, 1/17/1990 (2 of 12)

MOST REBOUNDS: 78 vs. Furman, 12/4/1956

MOST REBOUNDS, ACC GAME: 74 vs. Clemson, 2/16/1968 in Charlotte

MOST OFFENSIVE REBOUNDS (since 1986-87): 32 at Pittsburgh, 12/20/1993

MOST DEFENSIVE REBOUNDS (since 1986-87): ^47 vs. Loyola Marymount, 3/19/1988 in Salt Lake City

FEWEST OFFENSIVE REBOUNDS (since 1986-87): 1 vs. Pittsburgh, 2/14/2016

FEWEST REBOUNDS: 10 at Duke, 2/24/1979

MOST ASSISTS: 41 vs. Manhattan, 12/27/1985 in Miami, Fla. (*ties NCAA record*); 41 vs. Rice, 12/2/1971

MOST ASSISTS, ACC GAME: 34 vs. Virginia, 2/6/1968; 33 vs. Virginia, 2/23/1974 (assists became an official stat in 1968-69)

MOST TURNOVERS: 39 at Indiana, 12/12/1964

MOST TURNOVERS, ACC GAME: 34 at NC State, 2/15/1966

FEWEST TURNOVERS: 2 vs. Duke, 2/8/2018

MOST BLOCKED SHOTS: 18 vs. Stanford, 12/20/1985 (*ties ACC record*)

MOST BLOCKED SHOTS, ACC GAME: 15 at Duke, 3/8/2008

MOST STEALS: 23 at Tulane, 2/14/1976

MOST STEALS, ACC GAME: 21 vs. Clemson, 1/5/1977 in Greensboro

MOST PERSONAL FOULS: 38 vs. NC State, 1/19/1954

FEWEST PERSONAL FOULS: 5 vs. Princeton, 12/22/1996

MOST OVERTIMES: 4 at Tulane, 2/14/1976 (W, 113-106) (*ties ACC record*)

LARGEST COMEBACK BY UNC: 22 vs. Wake Forest, 2/8/1992

LARGEST SECOND-HALF COMEBACK BY UNC: 21 vs. Florida State, 1/27/1993

LARGEST COMEBACK BY UNC WITH UNDER A MINUTE TO PLAY: 9 against James Madison, 11/24/1989, in Lahaina, Maui

LARGEST COMEBACK BY OPPONENTS: 24 by Florida State, 1/22/2004

LARGEST SECOND-HALF COMEBACK BY OPPONENTS: 22 by Maryland, 1/8/1997

INDIVIDUALS, SINGLE GAME

POINTS: 49 by Bobby Lewis vs. Florida State, 12/16/1965

POINTS, ACC GAME: *45 by Lennie Rosenbluth vs. Clemson, 3/7/1957, in Raleigh

FIELD GOALS MADE: 21 by Billy Cunningham vs. Tulane, 12/10/1964

FIELD GOALS MADE, ACC GAME: 19 by Charlie Scott vs. Wake Forest, 1/17/1970

FIELD GOAL PERCENTAGE: 1.000 by Brad Daugherty vs. UCLA, 11/24/1985 (13 of 13) (*ACC record, ties NCAA record*)

FIELD GOAL PERCENTAGE, ACC GAME: 1.000 by Scott Williams vs. Virginia, 1/13/1990 (12 of 12) (*record for ACC game*)

THREE-POINTERS MADE: 8 by Rashad McCants vs. Clemson, 3/2/2004; by Raymond Felton at NC State, 1/26/2003; by Shammond Williams at Georgia Tech, 2/8/1998; by Jeff McInnis at Clemson, 2/14/1996; by Dante Calabria vs. Florida State, 1/25/1995; by Hubert Davis at Florida State, 2/27/1992

THREE-POINTERS ATTEMPTED: 14 by Rashad McCants at Florida State, 1/22/2004; 14 by Shammond Williams vs. Maryland, 1/8/1997; by Rick Fox vs. NC State, 2/6/1991; by Jeff Lebo vs. Iowa, 1/7/1989; by Jeff Lebo vs. Temple, 2/21/1988; by Kenny Smith vs. SMU, 12/30/1986

HIGHEST THREE-POINT PCT. (min. 5 made): *1.000 by Jason Capel vs. Clemson, 3/9/2001 (6 of 6), in Atlanta

FREE THROWS MADE: 21 by York Larese vs. Duke, 12/29/1959, in Raleigh (*ties ACC record*)

FREE THROWS ATTEMPTED: 24 by Billy Cunningham vs. Maryland, 1/13/1964; by Lennie Rosenbluth at Clemson, 1/14/1956

FREE THROW PERCENTAGE 1.000 by York Larese vs. Duke, 12/29/1959 (21 of 21), in Raleigh (*ACC record, ties NCAA record*)

REBOUNDS: 30 by Rusty Clark vs. Maryland, 2/21/1968

ASSISTS: 18 by Raymond Felton vs. George Mason, 12/7/2003

BLOCKED SHOTS: 10 by Brendan Haywood vs. Miami (Fla.), 12/4/2000

BLOCKED SHOTS, ACC GAME: *8 by Walker Kessler vs. Notre Dame, 3/10/2021 in Greensboro

STEALS: 9 by7 Derrick Phelps at Georgia Tech, 2/2/1992

* ACC Tournament, ^ NCAA Tournament, ~ NIT

SMITH CENTER RECORDS



UNC RECORD: 449-83 (.844)
VS. ACC: 231-65 (.780)
VS. NON-CONFERENCE: 218-18 (.924)

UNC RECORDS, SINGLE GAME

MOST POINTS: 129 vs. VMI, 12/17/94
FEWEST POINTS: 46 vs. NC State, 2/24/2015
MOST COMBINED POINTS: 233 vs. Wake Forest, 12/20/2003 (114-119) (30T)
FEWEST COMBINED POINTS: 92 vs. Princeton, 12/13/1997 (50-42)
MOST POINTS IN A HALF: 77 vs. VMI, 12/17/1994 (1st half)
FEWEST POINTS IN A HALF: 18 vs. NC State, 2/24/2015 (1st half); vs. Wake Forest, 1/27/1996 (1st half)
FEWEST COMBINED POINTS IN A HALF: 39 – 1/26/1997 vs. Clemson (UNC 23, Clemson 16, first half)
LARGEST HALFTIME LEAD: 47 vs. Florida Atlantic, 12/19/2006 (65-18)
LARGEST HALFTIME LEAD IN AN ACC GAME: 38 vs. Florida State, 2/12/22 (62-24)
LARGEST HALFTIME LEAD BY OPPT. IN A UNC WIN: 17 by Florida State, 1/27/1993 (UNC trailed 28-45, won 82-77)
LARGEST HALFTIME LEAD BY UNC IN A LOSS: 12 vs. Maryland, 1/8/1997 (UNC led 50-38, lost 75-85)

UNC WHEN LEADING, TRAILING AND TIED AT THE HALF (THROUGH PITTSBURGH)

... 375-18 when leading at the half
... 63-59 when trailing at the half
... 12-6 when tied at the half

LARGEST MARGIN OF VICTORY: 68 vs. The Citadel, 2/18/1991 (118-50); vs. UNC Asheville, Nov. 30, 2008 (116-48)
MOST POINTS IN A LOSS: 114 vs. Wake Forest, 12/20/2003 (114-119) (30T)
LARGEST MARGIN OF DEFEAT: 29 vs. Duke, 1/31/2002 (58-87)
MOST POINTS IN AN OVERTIME PERIOD: 18 vs. Davidson, 12/21/2013 (UNC won, 97-85)

FEWEST POINTS IN AN OVERTIME PERIOD: 2 vs. Wake Forest, 12/20/2003 (second OT) (Wake Forest won, 114-119, in 3 OT)

LARGEST MARGIN OF VICTORY IN OVERTIME: 12 vs. Davidson, 12/21/2013 (UNC won, 97-85); vs. Virginia Tech, Feb. 2, 2013 (UNC won, 72-60)

MOST FIELD GOALS: 53 vs. VMI, 12/17/1994
FEWEST FIELD GOALS: 16 vs. Boston College, 1/26/22
HIGHEST FIELD GOAL PERCENTAGE: .754 vs. Old Dominion, 12/1/1992 (43 of 57)
LOWEST FIELD GOAL PERCENTAGE: .274 vs. Ohio State, 12/4/2019 (17 of 62)
HIGHEST FIELD GOAL PERCENTAGE IN A HALF: .857 vs. Old Dominion, 12/1/1992 (24 of 28, 2nd half)

LOWEST FIELD GOAL PERCENTAGE IN A HALF: .235 vs. Maryland, 1/19/2013 (8 of 34, 2nd half); vs. Akron, Dec. 14, 2003 (8 of 34, 2nd half)

THREE-POINT FIELD GOALS MADE: 17 vs. Florida State, 1/25/1995
MOST COMBINED THREE-POINT FIELD GOALS MADE: 29 – 16 by UNC, 13 by Virginia Tech, 1/21/2019
FEWEST THREE-POINT FIELD GOALS MADE: 0 vs. Princeton, 12/13/1997 (0 for 4)
MOST THREE-POINT FIELD GOAL ATTEMPTS: 35 vs. Davidson, 1/8/2003
HIGHEST THREE-POINT PERCENTAGE (MIN. 10 MADE): .733 vs. Wake Forest, 2/22/2014 (11 of 15)

MOST FREE THROWS MADE: 41 vs. Clemson, 1/28/1998
MOST FREE THROW ATTEMPTS: 59 vs. Clemson, 1/28/1998
MOST COMBINED FREE THROW ATTEMPTS: 88 – 45 by UNC, 43 by Kentucky (made 55), 12/1/42013

HIGHEST FREE THROW PERCENTAGE (MIN. 10 ATTEMPTS): 1.000 vs. Duke, 3/7/2015 (13 of 13); 1.000 vs. Wake Forest, 2/24/1998 (12 of 12)

MOST REBOUNDS: 72 vs. Nicholls, 12/19/2011
MOST ASSISTS: 37 vs. VMI, 12/17/1994
MOST TURNOVERS: 29 vs. Miami, 12/4/2000; 29 vs. Temple, 2/21/1988
FEWEST TURNOVERS: 5 vs. Northern Iowa, 12/21/2016; vs. Florida State, 1/24/2015; Wake Forest, 1/30/1994
MOST BLOCKED SHOTS: 15 vs. Northern Kentucky, 12/27/2013
MOST STEALS: 21 vs. The Citadel, 11/24/1991

OPPONENT RECORDS, SINGLE GAME

MOST POINTS: 119 by Wake Forest, 12/20/2003 (30T)
FEWEST POINTS: 39 by Clemson, 2/16/1995
LARGEST SCORING MARGIN IN A HALF: 23 by Ohio State, 12/4/2019 (outscored UNC 22-45, 2nd half)
LARGEST HALFTIME LEAD: 20 by Georgia Tech, 1/4/2020 (27-47)
MOST POINTS IN A HALF: 61 by East Carolina, 12/15/2012 (2nd half)
FEWEST POINTS IN A HALF: 12 by East Tennessee State, 12/8/2012 (1st half)
MOST POINTS IN AN OVERTIME PERIOD: 17 by Duke, 2/3/2000 (Duke won, 86-90)
FEWEST POINTS IN AN OVERTIME PERIOD: 2 by Wake Forest, 12/20/2003 (second OT) (Wake Forest won, 114-119, in 30T)
LARGEST MARGIN OF VICTORY IN OVERTIME: 9 by Georgia Tech, 2/10/1996 (Georgia Tech won, 83-92)
MOST FIELD GOALS: 46 by Wake Forest, 12/20/2003 (30T)
FEWEST FIELD GOALS: 14 by Boston College, 2/19/2011; by NC Central, 11/11/2009; 14 by Virginia Tech, 2/16/2008

HIGHEST FIELD GOAL PERCENTAGE: .606 by NC State, 2/22/1992 (37 of 61)
LOWEST FIELD GOAL PERCENTAGE: .234 by Miami, 12/4/2000 (18 of 77)
HIGHEST FIELD GOAL PERCENTAGE IN A HALF: .692 by Duke, 3/9/2013 (18 of 26, 1st half)
LOWEST FIELD GOAL PERCENTAGE IN A HALF: .176 by NC State, 1/12/2008 (6 of 34, 1st half)
MOST THREE-POINT FIELD GOALS: 17 by Duke, 3/2/1997
FEWEST THREE-POINT FIELD GOALS MADE: 0 by Jacksonville, 11/27/1990 (0 for 5); by Clemson, 2/28/1988 (0 for 4); by Virginia, 2/8/1987 (0 for 2); by Georgia Tech, 1/24/1987 (0 for 1)
MOST THREE-POINT FIELD GOAL ATTEMPTS: 42 by Clemson, 1/15/1994
HIGHEST THREE-POINT PERCENTAGE (MIN. 10 MADE): .647 by Florida State, 2/24/1996 (11 of 17)
MOST FREE THROWS MADE: 30 by NC State, 2/21/1998
MOST FREE THROW ATTEMPTS: 43 by Kentucky, 12/14/2013
HIGHEST FREE THROW PCT. (MIN. 10 ATTEMPTS)
1.000 by NC State, 2/25/2003 (22 of 22); 1.000 by Jacksonville, 12/15/1986 (11 of 11); 1.000 by Wake Forest, 2/15/2011 (10 of 10)
MOST REBOUNDS: 54 by Iowa, 1/7/1989
MOST ASSISTS: 29 by NC State, 2/22/1992
MOST TURNOVERS: 33 by The Citadel, 11/24/1991
FEWEST TURNOVERS: 4 by Wisconsin, 11/30/2011
MOST BLOCKED SHOTS: 11 by UConn, 1/17/2004
MOST STEALS: 17 by Miami, 1/7/2004

TAR HEEL RECORDS, SINGLE GAME

MOST POINTS: 40 by Tyler Hansbrough vs. Georgia Tech, 2/15/2006 (freshman)
MOST FIELD GOALS MADE: 16 by Antawn Jamison vs. Maryland, 2/14/1998
HIGHEST FG PERCENTAGE (MIN. 10 FIELD GOALS): 1.000 by Scott Williams vs. Virginia, 1/13/1990 (12 of 12)
MOST THREE-POINT FG MADE: 8 by Rashad McCants vs. Clemson, 3/2/2004; by Dante Calabria vs. Florida State, 1/25/1995
HIGHEST THREE-POINT FG PERCENTAGE (MIN. 5 MADE): 1.000 by Joel Berry II vs. Duke, 3/4/17 (5 of 5)
MOST FREE THROWS MADE: 20 by Tyler Zeller vs. Maryland, 2/29/2012
MOST FREE THROW ATTEMPTS: 23 by Tyler Zeller vs. Maryland, 2/29/2012
BEST FREE THROW PERCENTAGE (MIN. 10 MADE): 1.000 by Cole Anthony vs. Boston College, 2/1/2020 (14 of 14); by Tyler Hansbrough vs. NC State, 1/7/2006 (14 of 14)
MOST REBOUNDS: 24 by Sean May vs. Duke, 3/6/2005
MOST ASSISTS: 18 by Raymond Felton vs. George Mason, 12/7/2003
MOST BLOCKED SHOTS: 10 by Brendan Haywood vs. Miami, 12/4/2000
MOST STEALS: 8 by Derrick Phelps vs. Central Florida, 12/7/1991; by Tyler Hansbrough vs. UNC Asheville, 12/28/2005

OPPONENT INDIVIDUAL RECORDS, SINGLE GAME

MOST POINTS: 37 by Lionel Simmons, LaSalle, 1/9/1988
MOST FIELD GOALS MADE: 15 by Lionel Simmons, LaSalle, 1/9/1988
HIGHEST FG PERCENTAGE (MIN. 10 FIELD GOALS): .917 by Randolph Morris, Kentucky, 12/2/2006 (11 of 12)
MOST THREE-POINT FG MADE: 9 by Grayson Flittner, Gardner-Webb, 11/23/2009; by Drew Barry, Georgia Tech, 2/10/1996; by Dennis Scott, Georgia Tech, 1/28/1989
HIGHEST THREE-POINT FG PERCENTAGE (MIN. 5 MADE): 1.000 by Allerik Freeman, NC State, 1/27/2018 (7 of 7); by John Mooney, Notre Dame, 2/12/2018 (6 of 6); by Ithiel Horton, Pittsburgh, 2/16/22 (5 of 5); by Jordan Swing, UAB, 12/12/2012 (5 of 5); by Geoff Brower, Florida State, 2/24/1996 (5 of 5)
MOST FREE THROWS MADE: 17 by Zabian Dowdell, Virginia Tech, 2/13/2007 (OT)
MOST FREE THROW ATTEMPTS: 19 by Zabian Dowdell, Virginia Tech, 2/13/2007 (OT)
BEST FREE THROW PERCENTAGE (MIN. 10 MADE): 1.000 by Tyus Jones, Duke, 3/7/2015 (12 of 12)
MOST REBOUNDS: 19 by John Mooney, Notre Dame, 1/15/2019; by Jordan Williams, Maryland, 2/27/2011; by Ed Horton, Iowa, 1/7/1989
MOST ASSISTS: 17 by Muggsy Bogues, Wake Forest, 2/12/1986
MOST BLOCKED SHOTS: 7 by Manny Bates, NC State, 1/23/2021; by Sharone Wright, Clemson, 2/17/1993
MOST STEALS: 9 by Johnny Rhodes, Maryland, 2/6/1996

2021-22 PHOTO ROSTER



0 – ANTHONY HARRIS
6-4, 195, R-So., G
Woodbridge, Va.



1 – LEAKY BLACK
6-8, 200, Sr., F
Concord, N.C.




2 – CALEB LOVE
6-4, 195, So., G
St. Louis, Mo.



3 – DONTREZ STYLES
6-6, 210, Fr., G/F
Kinston, N.C.



4 – RJ DAVIS
6-0, 175, So., G
White Plains, N.Y.



5 – ARMANDO BACOT
6-10, 240, Jr., F/C
Richmond, Va.



11 – D'MARCO DUNN
6-4, 185, Fr., G
Tucson, Ariz.



13 – DAWSON GARCIA
6-11, 235, So., F
Prior Lake, Minn.



14 – PUFF JOHNSON
6-8, 205, So., G
Moon Township, Pa.



15 – ROB LANDRY
6-3, 185, So., G
Greensboro, N.C.



22 – JUSTIN MCKOY
6-8, 220, Jr., F
Raleigh, N.C.




24 – KERWIN WALTON
6-5, 210, So., G
Hopkins, Minn.



25 – CREIGHTON LEBO
6-1, 170, So., G
Greenville, N.C.



30 – JACKSON WATKINS
6-0, 170, So., G
Richmond, Va.



34 – DUWE FARRIS
6-6, 215, Jr., F
Charlotte, N.C.



35 – RYAN McADOO
6-5, 210, R-Sr., F
Boca Raton, Fla.



45 – BRADY MANEK
6-9, 230, Gr., F
Harrah, Okla.



HUBERT DAVIS
Head Coach



BRAD FREDERICK
Assistant Coach



JEFF LEBO
Assistant Coach



SEAN MAY
Assistant Coach



ERIC HOOTS
Director of Operations



JACKIE MANUEL
Director of Team &
Player Development



PAT SULLIVAN
Director of Recruiting



JONAS SAHRATIAN
Director of Strength
& Conditioning



DOUG HALVERSON
Athletics Trainer



BRANDON ROBINSON
Graduate Manager



KIERSTEN STEINBACHER
Graduate Manager



2021-22 North Carolina Men's Basketball 26-Game Stats

through 2/16/2022

Game Records

Record	Overall	Home	Away	Neutral
ALL GAMES	18-8	13-2	5-3	0-3
CONFERENCE	10-5	6-2	4-3	0-0
NON-CONFERENCE	8-3	7-0	1-0	0-3

Score by Periods

Team	1st	2nd	OT	TOT
North Carolina	952	1067	16	2035
Opponents	883	1006	9	1898

Team Box Score

No.	Player	GP-GS			Total		3-Point		F-Throw		Rebounds				Other				PTS	AVG				
		GP	GS	MIN	AVG	FG	FGA	FG%	3FG	3FGA	3FG%	FT	FTA	FT%	OFF	DEF	TOT	AVG			Pf	DQ	A	TO
5	BACOT, Armando	26	26	777:42	29.9	164-285	.575	1-7	.143	93-136	.684	96	218	314	12.1	77	3	41	48	42	22	422	16.2	
2	LOVE, Caleb	26	26	846:58	32.6	127-325	.391	59-143	.413	79-95	.832	6	75	81	3.1	43	0	94	72	6	31	392	15.1	
45	MANEK, Brady	26	14	732:52	28.2	135-282	.479	58-151	.384	28-41	.683	39	110	149	5.7	40	1	44	40	16	18	356	13.7	
4	DAVIS, RJ	26	26	840:26	32.3	120-259	.463	45-109	.413	66-83	.795	8	89	97	3.7	57	0	89	48	6	25	351	13.5	
13	GARCIA, Dawson	16	12	328:33	20.5	47-116	.405	12-32	.375	38-48	.792	33	55	88	5.5	34	1	11	21	5	7	144	9.0	
1	BLACK, Leaky	25	25	692:43	27.7	44-88	.500	12-29	.414	23-27	.852	27	82	109	4.4	39	0	62	21	16	17	123	4.9	
24	WALTON, Kerwin	24	1	385:04	16.0	36-96	.375	23-62	.371	6-6	1.000	5	26	31	1.3	29	0	12	16	4	6	101	4.2	
0	HARRIS, Anthony	14	0	166:39	11.9	13-27	.481	3-5	.600	8-9	.889	2	3	5	0.4	17	0	9	11	0	2	37	2.6	
3	STYLES, Dontrez	19	0	99:38	5.2	16-36	.444	1-10	.100	7-13	.538	8	16	24	1.3	7	0	0	6	2	3	40	2.1	
14	JOHNSON, Puff	11	0	79:33	7.2	7-18	.389	2-9	.222	1-3	.333	8	10	18	1.6	9	0	4	2	1	3	17	1.5	
11	DUNN, D'Marco	17	0	80:06	4.7	9-26	.346	3-14	.214	1-3	.333	1	5	6	0.4	7	0	5	4	0	1	22	1.3	
22	MCKOY, Justin	22	0	162:58	7.4	6-27	.222	2-8	.250	10-13	.769	11	21	32	1.5	25	0	12	10	3	2	24	1.1	
34	FARRIS, Duwe	5	0	08:33	1.7	2-2	1.000	0-0	.000	1-2	.500	1	2	3	0.6	3	0	0	0	0	0	5	1.0	
30	WATKINS, Jackson	3	0	03:01	1.0	0-2	.000	0-1	.000	1-2	.500	0	2	2	0.7	2	0	1	0	0	1	1	0.3	
25	LEBO, Creighton	4	0	06:44	1.7	0-1	.000	0-0	.000	0-0	.000	0	0	0	0.0	0	0	0	2	0	0	0	0.0	
35	MCADOO, Ryan	5	0	10:30	2.1	0-2	.000	0-0	.000	0-0	.000	1	1	2	0.4	2	0	0	1	0	1	0	0.0	
15	LANDRY, Rob	3	0	03:01	1.0	0-0	.000	0-0	.000	0-0	.000	0	0	0	0.0	0	0	0	1	0	0	0	0.0	
Team												34	36	70				7						
Total		26	5225			726-1592	.456	221-580	.381	362-481	.753	280	751	1031	39.7	391	5	384	310	101	139	2035	78.3	
Opponents		26	5225			705-1619	.435	214-600	.357	274-374	.733	202	639	841	32.3	440	7	344	264	86	181	1898	73.0	

Team Statistics

	UNC	OPP
Scoring	2035	1898
Points per game	78.3	73.0
Scoring margin	+5.3	-
Field goals-att	726-1592	705-1619
Field goal pct	.456	.435
3 point fg-att	221-580	214-600
3-point FG pct	.381	.357
3-pt FG made per game	8.5	8.2
Free throws-att	362-481	274-374
Free throw pct	.753	.733
F-Throws made per game	13.9	10.5
Rebounds	1031	841
Rebounds per game	39.7	32.3
Rebounding margin	+7.3	-
Assists	384	344
Assists per game	14.8	13.2
Turnovers	310	264
Turnovers per game	11.9	10.2
Turnover margin	-1.8	-
Assist/turnover ratio	1.2	1.3
Steals	139	181
Steals per game	5.3	7.0
Blocks	101	86
Blocks per game	3.9	3.3
Winning streak	0	-
Home win streak	0	-
Attendance	274747	61928
Home games-Avg/Game	15-18316	8-7741
Neutral site-Avg/Game	-	3-10131

Team Results

Date	Opponent		Score	Att.
11/09/2021	Loyola Maryland	W	83-67	14992
11/12/2021	Brown	W	94-87	16854
11/16/2021	at Col. of Charleston	W	94-83	5203
11/20/2021	vs Purdue	L	84-93	9176
11/21/2021	vs Tennessee	L	72-89	9100
11/23/2021	UNC Asheville	W	72-53	15710
12/01/2021	Michigan	W	72-51	19938
12/05/2021	at Georgia Tech	W	79-62	6217
12/11/2021	Elon	W	80-63	16607
12/14/2021	Furman	W	74-61	14342
12/18/2021	vs Kentucky	L	69-98	12117
12/21/2021	Appalachian St.	W	70-50	19386
01/02/2022	at Boston College	W	91-65	5516
01/05/2022	at Notre Dame	L	73-78	6259
01/08/2022	Virginia	W	74-58	20638
01/15/2022	Georgia Tech	W	88-65	18568
01/18/2022	at Miami (FL)	L	57-85	5979
01/22/2022	at Wake Forest	L	76-98	11898
01/24/2022	Virginia Tech	W	78-68	19357
01/26/2022	Boston College	W	58-47	17237
01/29/2022	NC State	W	100-80	21750
02/01/2022	at Louisville	Wot	90-83	13386
02/05/2022	Duke	L	67-87	21750
02/08/2022	at Clemson	W	79-77	7470
02/12/2022	Florida St.	W	94-74	20348
02/16/2022	Pittsburgh	L	67-76	17270



2021-22 North Carolina Men's Basketball ACC Games

through 2/16/22

Game Records

Record	Overall	Home	Away	Neutral
ALL GAMES	10-5	6-2	4-3	0-0
CONFERENCE	10-5	6-2	4-3	0-0
NON-CONFERENCE	0-0	0-0	0-0	0-0

Score by Periods

Team	1st	2nd	OT	TOT
North Carolina	551	604	16	1171
Opponents	494	600	9	1103

Team Box Score

No.	Player				Total		3-Point		F-Throw		Rebounds							PTS	AVG			
		GP-GS	MIN	AVG	FG-FGA	FG%	3FG-3FGA	3FG%	FT-FTA	FT%	OFF	DEF	TOT	AVG	PF	DQ	A			TO	BLK	STL
5	BACOT, Armando	15-15	477:43	31.8	96-177	.542	1-5	.200	63-84	.750	65	144	209	13.9	47	2	23	33	23	13	256	17.1
2	LOVE, Caleb	15-15	493:53	32.9	74-204	.363	39-92	.424	41-49	.837	4	36	40	2.7	24	0	55	42	4	18	228	15.2
45	MANEK, Brady	15-13	466:09	31.1	85-181	.470	41-101	.406	12-20	.600	22	63	85	5.7	23	1	33	22	10	13	223	14.9
4	DAVIS, RJ	15-15	504:04	33.6	73-153	.477	29-69	.420	43-52	.827	7	51	58	3.9	35	0	52	26	6	14	218	14.5
1	BLACK, Leaky	15-15	435:31	29.0	28-51	.549	10-22	.455	12-14	.857	15	45	60	4.0	27	0	42	13	11	12	78	5.2
24	WALTON, Kerwin	13-0	185:59	14.3	19-49	.388	11-29	.379	6-6	1.000	3	10	13	1.0	17	0	4	6	1	3	55	4.2
0	HARRIS, Anthony	4-0	62:51	15.7	6-9	.667	2-3	.667	0-0	.000	0	0	0	0.0	6	0	4	4	0	1	14	3.5
13	GARCIA, Dawson	5-2	67:29	13.5	4-22	.182	1-8	.125	7-8	.875	8	12	20	4.0	10	0	2	3	2	2	16	3.2
3	STYLES, Dontrez	11-0	77:58	7.1	14-32	.438	1-10	.100	5-10	.500	7	12	19	1.7	6	0	0	5	1	2	34	3.1
14	JOHNSON, Puff	11-0	79:33	7.2	7-18	.389	2-9	.222	1-3	.333	8	10	18	1.6	9	0	4	2	1	3	17	1.5
11	DUNN, D'Marco	10-0	51:49	5.2	6-17	.353	2-10	.200	1-2	.500	1	4	5	0.5	5	0	4	2	0	0	15	1.5
22	MCKOY, Justin	12-0	96:11	8.0	4-18	.222	1-6	.167	5-7	.714	6	12	18	1.5	18	0	6	5	1	1	14	1.2
34	FARRIS, Duwe	3-0	05:34	1.9	1-1	1.000	0-0	.000	0-0	.000	1	1	2	0.7	0	0	0	0	0	0	2	0.7
30	WATKINS, Jackson	2-0	02:16	1.1	0-2	.000	0-1	.000	1-2	.500	0	0	0	0.0	1	0	0	0	0	1	1	0.5
35	MCADOO, Ryan	4-0	09:45	2.4	0-1	.000	0-0	.000	0-0	.000	1	1	2	0.5	2	0	0	1	0	0	0	0.0
15	LANDRY, Rob	2-0	02:16	1.1	0-0	.000	0-0	.000	0-0	.000	0	0	0	0.0	0	0	0	1	0	0	0	0.0
25	LEBO, Creighton	3-0	05:59	2.0	0-1	.000	0-0	.000	0-0	.000	0	0	0	0.0	0	0	0	2	0	0	0	0.0
Team											19	17	36				5					
Total		15	3025		417-936	.446	140-365	.384	197-257	.767	167	418	585	39.0	230	3	229	172	60	83	1171	78.1
Opponents		15	3025		398-904	.440	128-323	.396	179-238	.752	109	377	486	32.4	245	1	181	156	48	100	1103	73.5

Team Statistics

	UNC	OPP
Scoring	1171	1103
Points per game	78.1	73.5
Scoring margin	+4.5	-
Field goals-att	417-936	398-904
Field goal pct	.446	.440
3 point fg-att	140-365	128-323
3-point FG pct	.384	.396
3-pt FG made per game	9.3	8.5
Free throws-att	197-257	179-238
Free throw pct	.767	.752
F-Throws made per game	13.1	11.9
Rebounds	585	486
Rebounds per game	39.0	32.4
Rebounding margin	+6.6	-
Assists	229	181
Assists per game	15.3	12.1
Turnovers	172	156
Turnovers per game	11.5	10.4
Turnover margin	-1.1	-
Assist/turnover ratio	1.3	1.2
Steals	83	100
Steals per game	5.5	6.7
Blocks	60	48
Blocks per game	4.0	3.2
Winning streak	0	-
Home win streak	0	-
Attendance	156918	56725
Home games-Avg/Game	8-19615	7-8104
Neutral site-Avg/Game	-	0-0

Team Results

Date	Opponent		Score	Att.
12/05/2021	at Georgia Tech	W	79-62	6217
01/02/2022	at Boston College	W	91-65	5516
01/05/2022	at Notre Dame	L	73-78	6259
01/08/2022	Virginia	W	74-58	20638
01/15/2022	Georgia Tech	W	88-65	18568
01/18/2022	at Miami (FL)	L	57-85	5979
01/22/2022	at Wake Forest	L	76-98	11898
01/24/2022	Virginia Tech	W	78-68	19357
01/26/2022	Boston College	W	58-47	17237
01/29/2022	NC State	W	100-80	21750
02/01/2022	at Louisville	Wot	90-83	13386
02/05/2022	Duke	L	67-87	21750
02/08/2022	at Clemson	W	79-77	7470
02/12/2022	Florida St.	W	94-74	20348
02/16/2022	Pittsburgh	L	67-76	17270



2021-22 North Carolina Men's Basketball Games Won

through 2-12-22

Game Records

Record	Overall	Home	Away	Neutral
ALL GAMES	18-0	13-0	5-0	0-0
CONFERENCE	10-0	6-0	4-0	0-0
NON-CONFERENCE	8-0	7-0	1-0	0-0

Score by Periods

Team	1st	2nd	OT	TOT
North Carolina	712	742	16	1470
Opponents	550	635	9	1194

Team Box Score

No.	Player				Total		3-Point		F-Throw		Rebounds											
		GP-GS	MIN	AVG	FG-FGA	FG%	3FG-3FGA	3FG%	FT-FTA	FT%	OFF	DEF	TOT	AVG	PF	DQ	A	TO	BLK	STL	PTS	AVG
5	BACOT, Armando	18-18	555:07	30.8	124-207	.599	1-6	.167	66-96	.688	72	161	233	12.9	48	2	29	29	34	20	315	17.5
2	LOVE, Caleb	18-18	589:25	32.7	94-230	.409	48-101	.475	62-75	.827	5	56	61	3.4	28	0	75	46	3	27	298	16.6
4	DAVIS, RJ	18-18	576:18	32.0	88-177	.497	36-79	.456	37-48	.771	4	65	69	3.8	41	0	66	30	5	16	249	13.8
45	MANEK, Brady	18-9	509:35	28.3	97-192	.505	37-98	.378	17-25	.680	29	80	109	6.1	23	0	34	33	13	10	248	13.8
13	GARCIA, Dawson	11-9	222:26	20.2	29-76	.382	8-18	.444	32-39	.821	23	43	66	6.0	19	0	9	11	2	4	98	8.9
1	BLACK, Leaky	18-18	516:48	28.7	34-60	.567	10-21	.476	22-25	.880	20	63	83	4.6	26	0	52	16	13	13	100	5.6
24	WALTON, Kerwin	17-0	259:59	15.3	26-63	.413	16-40	.400	6-6	1.000	0	24	24	1.4	21	0	11	12	2	3	74	4.4
14	JOHNSON, Puff	7-0	50:41	7.2	6-11	.545	2-5	.400	1-2	.500	4	8	12	1.7	5	0	2	1	1	2	15	2.1
0	HARRIS, Anthony	10-0	106:15	10.6	7-17	.412	1-3	.333	6-7	.857	2	1	3	0.3	10	0	8	6	0	2	21	2.1
3	STYLES, Dontrez	12-0	55:27	4.6	10-23	.435	0-5	.000	2-7	.286	6	10	16	1.3	4	0	0	4	0	1	22	1.8
34	FARRIS, Duwe	5-0	08:33	1.7	2-2	1.000	0-0	.000	1-2	.500	1	2	3	0.6	3	0	0	0	0	0	5	1.0
11	DUNN, D'Marco	12-0	43:05	3.6	4-11	.364	2-5	.400	1-3	.333	1	3	4	0.3	6	0	2	4	0	0	11	0.9
22	MCKOY, Justin	17-0	108:06	6.4	3-19	.158	1-5	.200	6-9	.667	9	11	20	1.2	17	0	6	8	1	0	13	0.8
30	WATKINS, Jackson	3-0	03:01	1.0	0-2	.000	0-1	.000	1-2	.500	0	2	2	0.7	2	0	1	0	0	1	1	0.3
35	MCADOO, Ryan	5-0	10:30	2.1	0-2	.000	0-0	.000	0-0	.000	1	1	2	0.4	2	0	0	1	0	1	0	0.0
15	LANDRY, Rob	3-0	03:01	1.0	0-0	.000	0-0	.000	0-0	.000	0	0	0	0.0	0	0	0	1	0	0	0	0.0
25	LEBO, Creighton	4-0	06:44	1.7	0-1	.000	0-0	.000	0-0	.000	0	0	0	0.0	0	0	0	2	0	0	0	0.0
Team											20	24	44					7				
Total		18	3625		524-1093	.479	162-387	.419	260-346	.751	197	554	751	41.7	255	2	295	211	74	100	1470	81.7
Opponents		18	3625		446-1127	.396	132-421	.314	170-232	.733	148	408	556	30.9	316	6	201	187	64	122	1194	66.3

Team Statistics

	UNC	OPP
Scoring	1470	1194
Points per game	81.7	66.3
Scoring margin	+15.3	-
Field goals-att	524-1093	446-1127
Field goal pct	.479	.396
3 point fg-att	162-387	132-421
3-point FG pct	.419	.314
3-pt FG made per game	9.0	7.3
Free throws-att	260-346	170-232
Free throw pct	.751	.733
F-Throws made per game	14.4	9.4
Rebounds	751	556
Rebounds per game	41.7	30.9
Rebounding margin	+10.8	-
Assists	295	201
Assists per game	16.4	11.2
Turnovers	211	187
Turnovers per game	11.7	10.4
Turnover margin	-1.3	-
Assist/turnover ratio	1.4	1.1
Steals	100	122
Steals per game	5.6	6.8
Blocks	74	64
Blocks per game	4.1	3.6
Winning streak	18	-
Home win streak	13	-
Attendance	235727	37792
Home games-Avg/Game	13-18133	5-7558
Neutral site-Avg/Game	-	0-0

Team Results

Date	Opponent		Score	Att.
11/09/2021	Loyola Maryland	W	83-67	14992
11/12/2021	Brown	W	94-87	16854
11/16/2021	at Col. of Charleston	W	94-83	5203
11/23/2021	UNC Asheville	W	72-53	15710
12/01/2021	Michigan	W	72-51	19938
12/05/2021	at Georgia Tech	W	79-62	6217
12/11/2021	Elon	W	80-63	16607
12/14/2021	Furman	W	74-61	14342
12/21/2021	Appalachian St.	W	70-50	19386
01/02/2022	at Boston College	W	91-65	5516
01/08/2022	Virginia	W	74-58	20638
01/15/2022	Georgia Tech	W	88-65	18568
01/24/2022	Virginia Tech	W	78-68	19357
01/26/2022	Boston College	W	58-47	17237
01/29/2022	NC State	W	100-80	21750
02/01/2022	at Louisville	Wot	90-83	13386
02/08/2022	at Clemson	W	79-77	7470
02/12/2022	Florida St.	W	94-74	20348



2021-22 North Carolina Men's Basketball Games Lost

through 2/16/22

Game Records

Record	Overall	Home	Away	Neutral
ALL GAMES	0-8	0-2	0-3	0-3
CONFERENCE	0-5	0-2	0-3	0-0
NON-CONFERENCE	0-3	0-0	0-0	0-3

Score by Periods

Team	1st	2nd	OT	TOT
North Carolina	240	325	0	565
Opponents	333	371	0	704

Team Box Score

No.	Player				Total		3-Point		F-Throw		Rebounds											
		GP-GS	MIN	AVG	FG-FGA	FG%	3FG-3FGA	3FG%	FT-FTA	FT%	OFF	DEF	TOT	AVG	PF	DQ	A	TO	BLK	STL	PTS	AVG
45	MANEK, Brady	8-5	223:18	27.9	38-90	.422	21-53	.396	11-16	.688	10	30	40	5.0	17	1	10	7	3	8	108	13.5
5	BACOT, Armando	8-8	222:35	27.8	40-78	.513	0-1	.000	27-40	.675	24	57	81	10.1	29	1	12	19	8	2	107	13.4
4	DAVIS, RJ	8-8	264:08	33.0	32-82	.390	9-30	.300	29-35	.829	4	24	28	3.5	16	0	23	18	1	9	102	12.8
2	LOVE, Caleb	8-8	257:33	32.2	33-95	.347	11-42	.262	17-20	.850	1	19	20	2.5	15	0	19	26	3	4	94	11.8
13	GARCIA, Dawson	5-3	106:06	21.2	18-40	.450	4-14	.286	6-9	.667	10	12	22	4.4	15	1	2	10	3	3	46	9.2
0	HARRIS, Anthony	4-0	60:24	15.1	6-10	.600	2-2	1.000	2-2	1.000	0	2	2	0.5	7	0	1	5	0	0	16	4.0
24	WALTON, Kerwin	7-1	125:05	17.9	10-33	.303	7-22	.318	0-0	.000	5	2	7	1.0	8	0	1	4	2	3	27	3.9
1	BLACK, Leaky	7-7	175:55	25.1	10-28	.357	2-8	.250	1-2	.500	7	19	26	3.7	13	0	10	5	3	4	23	3.3
3	STYLES, Dontrez	7-0	44:10	6.3	6-13	.462	1-5	.200	5-6	.833	2	6	8	1.1	3	0	0	2	2	2	18	2.6
22	MCKOY, Justin	5-0	54:53	11.0	3-8	.375	1-3	.333	4-4	1.000	2	10	12	2.4	8	0	6	2	2	2	11	2.2
11	DUNN, D'Marco	5-0	37:01	7.4	5-15	.333	1-9	.111	0-0	.000	0	2	2	0.4	1	0	3	0	0	1	11	2.2
14	JOHNSON, Puff	4-0	28:53	7.2	1-7	.143	0-4	.000	0-1	.000	4	2	6	1.5	4	0	2	1	0	1	2	0.5
Team											14	12	26									
Total		8	1600		202-499	.405	59-193	.306	102-135	.756	83	197	280	35.0	136	3	89	99	27	39	565	70.6
Opponents		8	1600		259-492	.526	82-179	.458	104-142	.732	54	231	285	35.6	124	1	143	77	22	59	704	88.0

Team Statistics

	UNC	OPP
Scoring	565	704
Points per game	70.6	88.0
Scoring margin	-17.4	-
Field goals-att	202-499	259-492
Field goal pct	.405	.526
3 point fg-att	59-193	82-179
3-point FG pct	.306	.458
3-pt FG made per game	7.4	10.3
Free throws-att	102-135	104-142
Free throw pct	.756	.732
F-Throws made per game	12.8	13.0
Rebounds	280	285
Rebounds per game	35.0	35.6
Rebounding margin	-0.6	-
Assists	89	143
Assists per game	11.1	17.9
Turnovers	99	77
Turnovers per game	12.4	9.6
Turnover margin	-2.8	-
Assist/turnover ratio	0.9	1.9
Steals	39	59
Steals per game	4.9	7.4
Blocks	27	22
Blocks per game	3.4	2.8
Winning streak	0	-
Home win streak	0	-
Attendance	39020	24136
Home games-Avg/Game	2-19510	3-8045
Neutral site-Avg/Game	-	3-10131

Team Results

Date	Opponent		Score	Att.
11/20/2021	vs Purdue	L	84-93	9176
11/21/2021	vs Tennessee	L	72-89	9100
12/18/2021	vs Kentucky	L	69-98	12117
01/05/2022	at Notre Dame	L	73-78	6259
01/18/2022	at Miami (FL)	L	57-85	5979
01/22/2022	at Wake Forest	L	76-98	11898
02/05/2022	Duke	L	67-87	21750
02/16/2022	Pittsburgh	L	67-76	17270