



# VIRGINIA TECH

## 2022-23 MEN'S BASKETBALL



13 NCAA APPEARANCES / 13 NIT APPEARANCES (2 CHAMPIONSHIPS) /  
18 ALL-ACC SELECTIONS / 10 ALL-AMERICANS / 20 NBA DRAFT PICKS

GAME 1

### THE MATCHUP

#### RV/RV VIRGINIA TECH HOKIES

0-0, 0-0 ACC

**Head Coach:** Mike Young (Emory & Henry, 1986)  
**Record at Virginia Tech:** 54-36 (4th Season)  
**Career Record:** 353-280 (21st Season)  
**vs. Delaware State:** 1-0 (1-0 at VT)

VS

#### DELAWARE STATE HORNETS

0-0, 0-0 MEAC

**Head Coach:** Stan Waterman (Delaware, 1988)  
**Record at Delaware State:** 2-25 (2nd Season)  
**Career Record:** Same  
**vs. Virginia Tech:** 1st Meeting

GAME 1 | VIRGINIA TECH vs. DELAWARE STATE - NOV. 7, 2022 | 9PM | ACCNX | BLACKSBURG, VA. | CASSELL COLISEUM (8,925)

### BROADCAST INFORMATION

#### TV | ACCNX

Evan Hughes, PxP  
Mack McCarthy, Analyst

#### RADIO | VT Sports Network

Zach Mackey, PxP  
Mike Burnop, Analyst

#### VIDEO STREAM

ESPN.com and ESPN app

#### LIVE STATS

stats.hokiesports.com



@HokiesMBB

@DSUMBB

### PROJECTED STARTERS

Virginia Tech	Ht.	Wt.	Yr.	Hometown	PPG	RPG	Other
G 3 Sean Pedulla	6-1	195	So.	Edmond, Okla.	5.4	1.2	44.7 3FG% (34-76)
G 0 Hunter Cattoor	6-3	200	Sr.	Orlando, Fla.	10.0	4.0	ACC Tourney MVP; 41.7 3FG%
G 13 Darius Maddox	6-5	180	Jr.	Bowie, Md.	6.4	1.9	50.6 3FG% (40-79)
F 25 Justyn Mutts	6-7	220	Sr.	Millville, N.J.	10.1	7.4	6th season of college basketball
F 21 Grant Basile	6-9	235	Gr.	Pewaukee, Wis.	18.4	8.5	2x All-Horizon League selection



### KEY STORYLINES

#### THE SERIES

- Virginia Tech is 2-0 all-time against Delaware State.
- The two sides last played in the 2019-20 season – a 100-64 home victory for the Hokies.
- VT hit a school-record 21 threes in that game.

#### A WIN WOULD...

- Improve Tech's record in season openers to 87-28.
- Be the Hokies' seventh straight season-opening win, dating back to 2016-17.

Season	Opponent	Score
2021-22	Maine	82-47
2020-21	Radford	77-62
2019-20	Clemson	67-60
2018-19	Gardner-Webb	87-59
2017-18	Detroit Mercy	111-79
2016-17	Maine	80-67

#### WHO TO WATCH

- The entire frontcourt. As much attention as the Tech backcourt garners, the Hokies' frontline has shown promise in the preseason.
- Justyn Mutts is the anchor, but Grant Basile is a dynamic scorer that Tech fans are anxious to see.

#### SEASON-OPENER STREAKS

- A Tech win would move its current season-opener winning streak to seven, which would rank fifth all-time in program history.

Seasons	Streak
1992-2013	21
1970-85	15
1908-22	14
1939-48	9
2016-pr.	6

#### CLIMBING THE LADDER

- Hunter Cattoor enters his senior season 11th all-time in career 3-pointers made in VT history.

Seasons	Name	3FG
2005-09	A.D. Vassallo	267
2007-11	Malcolm Delaney	264
1986-89	Wally Lancaster	257
2014-18	Justin Bibbs	254
1999-2003	Brian Chase	239
2014-19	Ahmed Hill	230
2000-05	Carlos Dixon	215
2003-07	Zabian Dowdell	210
2010-14	Jarell Eddie	192
1992-96	Damon Watlington	175
2019-pr.	Hunter Cattoor	173

### 2022-23 SCHEDULE

RECORD	0-0
ACC	0-0
NON-CONFERENCE	0-0
HOME	0-0
AWAY	0-0
NEUTRAL	0-0

Date	Opponent	TV	Time/Result
11/7	Delaware State	ACCNX	9 PM
11/10	Lehigh	ACCN	6 PM
11/13	William & Mary	RSN	6 PM
11/17	Old Dominion <sup>1</sup>	ESPN2	2 PM
11/18	Furman/Penn State <sup>1</sup>	ESPN2/U	-
11/20	TBD <sup>1</sup>	-	-
11/25	Charleston Southern	ACCN	8 PM
11/28	Minnesota <sup>2</sup>	ESPN2	7 PM

12/4	North Carolina <sup>3</sup>	ACCN	3 PM
12/7	Dayton	ACCN	8 PM
12/11	Oklahoma State <sup>3</sup>	ESPN2	2 PM
12/17	Grambling State	RSN	4 PM
12/21	at Boston College <sup>3</sup>	ACCN	6:30 PM
12/31	at Wake Forest	RSN	12 PM

1/4	Clemson <sup>3</sup>	TBD	9 PM
1/7	NC State <sup>3</sup>	RSN	7:30 PM
1/11	at Syracuse <sup>3</sup>	RSN	7:30 PM
1/18	at Virginia <sup>3</sup>	TBD	7 PM
1/21	at Clemson <sup>3</sup>	TBD	6 PM
1/23	Duke <sup>3</sup>	ESPN	7 PM
1/28	Syracuse <sup>3</sup>	ACCN	7 PM
1/31	at Miami <sup>3</sup>	ESPN2	7 PM

2/4	Virginia <sup>3</sup>	TBD	12 PM
2/8	Boston College <sup>3</sup>	ACCN	7 PM
2/11	at Notre Dame <sup>3</sup>	RSN	2 PM
2/15	at Georgia Tech <sup>3</sup>	ACCN	7 PM
2/18	Pitt <sup>3</sup>	ACCN	5 PM
2/21	Miami <sup>3</sup>	TBD	7 PM
2/25	at Duke <sup>3</sup>	ESPN	6/8 PM
2/28	at Louisville <sup>3</sup>	ACCN	9 PM

3/4	Florida State <sup>3</sup>	ESPN/2	TBD
3/7-11	ACC Tournament <sup>4</sup>	ESPN	-

All Times Eastern

\* - ACC Game

1 - Shriners Children's Charleston Classic (Charleston, S.C.)

2 - ACC/Big Ten Challenge (Blacksburg, Va.)

3 - Basketball Hall of Fame Invitational (Brooklyn, N.Y.)

4 - New York Life ACC Tournament (Greensboro, N.C.)



### CONTACT INFO

**Brian Cox** | Phone: (540) 250-0624  
Email: bcox90@vt.edu  
Associate AD, Creative Communications

**Will Copeland** | Phone: (757) 814-0930  
Email: cwil99@vt.edu  
Assistant Director, Creative Communications

## QUICK FACTS

### THE BASICS

University Name: Virginia Tech  
 Location: Blacksburg, Va.  
 Founded: 1872  
 Enrollment: 37,000  
 President: Dr. Tim Sands  
 Director of Athletics: Whit Babcock  
 Nickname: Hokies  
 Mascot: Hokie Bird  
 Colors: Chicago Maroon and Burnt Orange  
 Affiliation: NCAA Division I  
 Conference: Atlantic Coast (18th Season)

### FACILITY FACTS

CASSELL COLISEUM  
 Capacity: 8,925  
 Record in Arena: 635-208 (753)  
 Largest Crowd: 11,500 (vs. Purdue; Dec. 3, 1966)

### TEAM INFORMATION

2021-22 Record: 23-13  
 Home/Away/Neutral: 11-4/7-6/5-3  
 Conference Record: 11-9  
 Home/Away: 6-4/5-5  
 Conference Finish: 7th  
 Conference Tournament: Champion  
 Starters Returning/Lost: 2/3  
 Letterwinners Returning/Lost: 6/6  
 Newcomers: 9

Total seasons: 115  
 First season: 1908-09  
 All-Time Record: 1,518-1,256  
 All-Time ACC Record: 138-169  
 All-Time ACC Tournament Record: 14-17  
 ACC Championship Game Appearances (Titles): 1 (1 - 2022)  
 NCAA Tournament Appearances (Last): 13 (2022)  
 All-Time NCAA Record: 8-13



## MEDIA INFORMATION

### CREDENTIALS

Outlets interested in obtaining credentials to cover Virginia Tech basketball home games must apply for credentials via: [media.hokiesports.com/credentials](http://media.hokiesports.com/credentials).

You may also email: [bcox90@vt.edu](mailto:bcox90@vt.edu).

All credentials for Virginia Tech home games this season will be issued on a single-game basis, and media seating is extremely limited.

### INTERVIEW POLICY

During ACC play, Mike Young conducts weekly media press conferences, via Zoom. To request the Zoom link for a particular week, please email Brian Cox ([bcox90@vt.edu](mailto:bcox90@vt.edu)).

**Gamedays:** Coach Mike Young and select players will be available to the media following a 10-minute cooling off period after the game. For home games, interviews of Coach Young and players will be conducted in-person in the Cassell Coliseum media center.

**Non-Gamedays:** All coach and player interview requests need to be arranged through the Virginia Tech Creative Communications Office - contact Brian Cox (c. 540-250-0624; e. [bcox90@vt.edu](mailto:bcox90@vt.edu)). Players and coaches should not be contacted directly under any circumstances.



## 2022-23 VIRGINIA TECH NUMERICAL ROSTER

No.	Name	Cl.	Pos.	Ht.	Wt.	Hometown	Previous School
0	Hunter Cattoor	Sr.	G	6-3	200	Orlando, Fla.	Bishop Moore
1	Rodney Rice	Fr.	G	6-4	195	Clinton, Md.	DeMatha Catholic
2	MJ Collins	Fr.	G	6-4	190	Clover, S.C.	Combine Academy
3	Sean Pedulla	So.	G	6-1	195	Edmond, Okla.	Edmond Memorial
4	Darren Buchanan Jr.	Fr.	F	6-7	235	Washington, D.C.	Woodrow Wilson
5	Patrick Wessler	Fr.	C	7-0	245	Matthews, N.C.	Combine Academy
10	Camden Johnson	So.	G	6-1	185	Waxhaw, N.C.	Metrolina Christian Academy
11	John Camden	r-Fr.	F	6-8	215	Downingtown, Pa.	Memphis
13	Darius Maddox	Jr.	G	6-5	180	Bowie, Md.	Oak Hill Academy
14	Owyn Dawyot	Fr.	G	6-2	190	Roanoke, Va.	Cave Spring
15	Lynn Kidd	Jr.	C	6-10	235	Gainesville, Fla.	Clemson
21	Grant Basile	Gr.	F	6-9	235	Pewaukee, Wis.	Wright State
25	Justyn Mutts	Sr.	F	6-7	220	Millville, N.J.	Delaware
33	Michael Ward	Fr.	G	6-2	175	Bethesda, Md.	Walt Whitman
34	Mylyjael Poteat	Jr.	F	6-9	265	Reidsville, N.C.	Rice

## COACHING & SUPPORT STAFF

**Head Coach:** Mike Young (Emory & Henry, 1986)  
**Record at VT:** 54-36 (4th Year)  
**Overall Record:** 353-280 (21st Year)  
**Associate Head Coach:** Mike Jones (2nd Year)  
**Assistant Coach:** Christian Webster (7th Year)  
**Assistant Coach:** Kevin Giltner (4th Year)  
**Chief of Staff:** Stephanie Ballein (4th Year)  
**Special Assistant for Recruiting:** Matt Olinger (4th Year)  
**Director of Player Personnel:** Ryan Nadeu (5th Year)  
**Special Assistant to the Head Coach:** Ace Custis (4th Year)  
**Strength & Conditioning:** David Jackson (15th Year)  
**Athletic Trainer:** Hisham Ziyout (4th Year)

## PRONUNCIATION GUIDE

<b>Hunter Cattoor</b>	cuh-TOUR
<b>Sean Pedulla</b>	puh-DOOL-uh
<b>Darren Buchanan Jr.</b>	DARE-in BUH-can-in
<b>Patrick Wessler</b>	WES-lerr
<b>Darius Maddox</b>	Mad-DOCKS
<b>Owyn Dawyot</b>	Doy-YACHT
<b>Grant Basile</b>	buh-SEAL-ee
<b>Justyn Mutts</b>	JUST-in
<b>Mylyjael Poteat</b>	Muh-LIE-juh! POH-teet

## ROSTER BY CLASS

Freshmen (7)	Sophomores (2)	Juniors (3)	Seniors (3)
Darren Buchanan Jr.	Camden Johnson	Lynn Kidd	Grant Basile <sup>^</sup>
John Camden*	Sean Pedulla	Darius Maddox	Hunter Cattoor
MJ Collins		Mylyjael Poteat	Justyn Mutts
Owyn Dawyot			
Rodney Rice			
Michael Ward			
Patrick Wessler			

\* = Redshirt  
<sup>^</sup> = Graduate Student

## SOCIAL



## BY THE NUMBERS

# 41.1

Of the Hokies' 1,981 field-goal attempts last season, **41.1%** of them came from three – the highest percentage in the ACC.

# 21

Tech dialed up a school-record **21 3-pointers** the last time it played Delaware State (11-20-19).

# 9

Tech welcomes **nine** newcomers to its roster for the 2022-23 season. VT is tied for third among ACC programs in newcomers, with Duke leading the way with 11.

## NOTEWORTHY

### HISTORY MADE IN BROOKLYN

- Virginia Tech claimed its first-ever ACC title in program history by winning four games in four days in Brooklyn, New York last March.
- The seventh-seeded Hokies became the lowest seed to ever win the ACC Tournament, doing so by knocking off the No. 2, No. 3 and No. 1 seeds in consecutive days in Brooklyn.
- Tech's only other conference tournament title in program history is the 1979 Metro Conference championship, defeating Florida State 68-60 in the final.
- The Hokies became the second team to win four games en route to the ACC Tournament championship, joining Duke's 2017 team (also at Barclays Center).
- Tech's 82-67 decision over Duke was its largest margin of victory against the Blue Devils in series history (began in 1912).
- In the semifinals, the Hokies posted their largest win against UNC since 1949.
- Tech became the first team since Coach K became Duke head coach to beat both UNC and Duke by double-digits on consecutive days.
- The Hokies are just the third team to do so in consecutive games (Maryland, 2003; Virginia, 1982).

### CAN WE GET AN ENCORE, DO YOU WANT MORE?

- Tech will be aiming for an encore performance as the defending ACC tournament champion.
- The ACC hasn't had a repeat champion since Duke went back-to-back in 2010 and 2011.
- Here's how recent ACC tournament champions fared in their next season. Of note, Virginia (2019) and North Carolina (2017) won national titles the year after they won the ACC tournament.

Season	Previous Champ	Finish	ACCT
2022-23	Virginia Tech	?	?
2021-22	Georgia Tech	14th	1st Rd.
2020-21	COVID	-	-
2019-20	Duke	T2nd	COVID
2018-19	Virginia	T1st	SF
2017-18	Duke	2nd	SF
2016-17	North Carolina	1st	SF

### ELITE COMPANY

- Tech's Mike Young joined an elite group of head coaches who have won an ACC tournament title within the first three

seasons at their respective school.

Coach	School	Year (#)
Vic Bubas	Duke	1960 (1)
Jim Valvano	NC State	1983 (3)
Press Maravich	NC State	1965 (1)
Terry Holland	Virginia	1976 (2)
Bill Guthridge	North Carolina	1998 (1)
Jim Larrañaga	Miami	2013 (2)
Mike Young	Virginia Tech	2022 (3)

- With the win against Duke, Young improved to 6-0 in conference tournament championship games. His six titles are as many as Michigan State's Tom Izzo and one more than Syracuse's Jim Boeheim.

### FIVE STRAIGHT TICKETS PUNCHED

- The Hokies are among the nation's leaders in active NCAA Tournament appearances. With their program record fifth straight appearance locked up in 2022, they own the eighth-longest active streak. It's the second-longest among ACC programs.

School	Streak	Conference
Kansas	32	Big 12
Michigan State	24	Big Ten
Gonzaga	23	WCC
North Carolina	11	ACC
Villanova	9	BIG EAST
Purdue	7	Big Ten
Michigan	6	Big Ten
Virginia Tech	5	ACC

- A pretty remarkable turnaround for a program that prior to 2017 had only gone to the NCAA Tournament once (2007) in 20 years.

### ORLANDO STAND UP!

- Just proving how deep the talent is in the ACC, three of the last six Everett Case Award winners (ACC Tournament MVP) did not make an All-ACC team.

Player	School	Year
Hunter Cattoor	Virginia Tech	2022
Michael Devoe	Georgia Tech	2021
Joel Berry II	North Carolina	2016

- Ironically, all three of those guys are from Orlando, Fla.

### TRACKING THE TREY

- Coach Young's last four teams at Wofford all finished inside the top 10, nationally, in 3-point field-goal percentage.

- With three Hokies shooting over 40% from three, Tech made a big jump in this category in 2021-22.

Season	School	3FG%	Rank
2021-22	Virginia Tech	39.2	3rd
2020-21	Virginia Tech	35.4	95th
2019-20	Virginia Tech	35.2	81st
2018-19	Wofford	41.4	2nd
2017-18	Wofford	41.3	5th
2016-17	Wofford	40.3	7th
2015-16	Wofford	40.8	8th

### 1-800-TRIFECTA

- Tech's trio of Hunter Cattoor, Darius Maddox and Sean Pedulla all shot above 40% from three last season (min. 30 makes).

Player	3FGM - 3FGA	3FG%
Hunter Cattoor	83-199	41.7
Darius Maddox	40-79	50.6
Sean Pedulla	34-76	44.7

- Cattoor's 83 makes led all Hokies and were tied for the fourth-most threes made in a single season in program history.
- Cattoor also ranks 11th all-time in career 3-pointers made at VT with 173. The record is held by A.D. Vassallo at 267.
- As a team, the Hokies buried 319 treys in 2021-22 – the second-most in a single season in Tech history.
- Two of the Hokies' three best single-season marks have come under Coach Young.

Season	3FG	3FG%
2018-19	327	39.4
2021-22	319	39.2
2019-20	315	35.2

### TRIO OF TRANSFERS

- Tech landed Grant Basile (Wright State), John Camden (Memphis) and Mylyjael Poteat (Rice) out of the transfer portal in the offseason.
- Basile is the favorite to replace two-time All-ACC honoree Keve Aluma at the five position for the Hokies. The 6-foot-9 forward is versatile and has 3-point range, which will once again provide VT the opportunity to space the floor with all five starters having the green light from three.
- Camden will add depth at the wing, playing the three and the four positions for Tech. At 6-foot-8, Camden gives VT the option to play big when he slides over to the three position. He will be another sharpshooter to add to the Hokies' already potent outside attack.



- Poteat has perhaps been the biggest surprise among the transfers. His footwork and hands have drawn praise from Coach Young over the summer. He will primarily play at the five position for Tech.

## DEPTH ON THE FRONT LINE

- As opposed to last year, the Hokies should have significant depth in the frontcourt this season.
- “We’re deeper on the front line than we’ve ever been,” Young said at ACC Tipoff in Charlotte. “We were thin as nickel soup last year in the frontcourt after Mutts and Aluma. But I am comfortable with Darren Buchanan, John Camden. ... And ... Mylyjael and Lynn Kidd ... are going to help our team — big, strong, athletic people. Lynn Kidd’s an amazing athlete. Mylyjael Poteat is just a physical person that can run. He’s got exceptional hands.”

## SIZING US UP

- Entering the 2022-23 season, Tech will feature seven scholarship players at 6-foot-7 or taller.
- That figure ties for the second-most since the start of the Seth Greenberg era. ~ h/t David Cunningham

Season	# of players 6-7 or taller	Players
2003-04	5	Calloway, Matthews, McCandies, Dixon, Collins
2004-05	7	Witherspoon, Washington, Krabbendam, Calloway, Dixon, Collins, Tucker
2005-06	8	Witherspoon, Washington, Krabbendam, Vinson, Calloway, Collins, Diakite, Tucker
2006-07	7	Washington, Krabbendam, Vinson, Witcher, Collins, Diakite, Tucker
2007-08	5	Allen, Washington, Vinson, Witcher, Diakite
2008-09	6	Allen, Davila, Vinson, Witcher, Diakite, Swindle
2009-10	6	Allen, Raines, Davila, Witcher, Atkins, Swindle
2010-11	6	Allen, Chaney, Raines, Davila, Atkins, Eddie
2011-12	6	Van Zegeren, Raines, Davila, Finney-Smith, Eddie, Barksdale
2012-13	5	Van Zegeren, Raines, Eddie, Wood, Barksdale
2013-14	7	Van Zegeren, Raines, Kirby, Eddie, Thompson, Wood, Barksdale
2014-15	3	Henry, Van Zegeren, Pierce
2015-16	5	Henry, Pierce, Hamilton, Blackshear Jr., LeDay
2016-17	2	Sy, LeDay
2017-18	2	Fullard, Blackshear Jr.
2018-19	1	Blackshear Jr.
2019-20	3	Nolley, Ojiako, Johnson
2020-21	5	Ojiako, Aluma, N'Guessan, Pemsli, Mutts
2021-22	6	N'Guessan, Haynes, Kidd, Ojiako, Aluma, Mutts
2022-23	7	Kidd, Basile, Poteat, Camden, Buchanan Jr., Wessler, Mutts

## MADDOX READY TO BLOSSOM IN STARTING ROLE

- In an interview with Sam Alves, a 3304 Sports journalist, Darius Maddox was very candid about his journey thus far in a Tech uniform.
- “Honestly, and I’m not going to sit here and act like it was a breeze in my head the whole time, because my freshman year, it was like a shock. Coming from Oak Hill and expecting to be playing. But then I had to be realistic with myself – I wasn’t ready physically, I wasn’t really doing the things that would lead me to be a pro. Just showing the timing and coming to practice. Even sometimes [during] my freshman year, I would miss some workouts and stuff. Talking with the staff and having them be brutally honest with me. Sometimes it hurt, but to really change and grow up, you gotta accept things for what they are. Not being too emotional about things. Over the last couple of years talking to Coach Young after the season and during the season, him having conversations with me that were real. Him telling me that at certain points, he really didn’t like coaching me too much because he thought I was a little bit more lazy, and in a sense, too cool. Me accepting that and now things are starting to make more sense. I’m knowing that they’re being honest with me. That was really, mainly the thing. And then me just believe in myself. Like I told you guys, I’m in the gym getting up shots. I really love basketball, and I know that I was meant to be here and with the staff as well.”
- Maddox averaged 9.3 points per game in his final nine games as a sophomore.



## STANDINGS

TEAM	OVERALL	ACC	PCT
1. North Carolina	0-0	0-0	.000
Duke	0-0	0-0	.000
Virginia	0-0	0-0	.000
Miami	0-0	0-0	.000
Florida State	0-0	0-0	.000
Notre Dame	0-0	0-0	.000
<b>Virginia Tech</b>	0-0	0-0	.000
Syracuse	0-0	0-0	.000
Wake Forest	0-0	0-0	.000
NC State	0-0	0-0	.000
Clemson	0-0	0-0	.000
Louisville	0-0	0-0	.000
Boston College	0-0	0-0	.000
Pitt	0-0	0-0	.000
Georgia Tech	0-0	0-0	.000

## PREDICTED ORDER OF FINISH

TEAM (FIRST-PLACE VOTES)	POINTS
1. North Carolina (90)	1504
2. Duke (2)	1339
3. Virginia (6)	1310
4. Miami (2)	1138
5. Florida State	1064
6. Notre Dame	971
<b>7. Virginia Tech (1)</b>	<b>921</b>
8. Syracuse	700
9. Wake Forest	672
10. NC State	548
11. Clemson	528
12. Louisville	477
13. Boston College	368
14. Pitt	320
15. Georgia Tech	260

## PRESEASON ALL-ACC TEAM

### First Team

Armando Bacot, North Carolina  
 Isaiah Wong, Miami  
 Caleb Love, North Carolina  
 Terquavion Smith, NC State  
 Jeremy Roach, Duke

### Second Team

Jayden Gardner, Virginia  
 Dereck Lively II, Duke  
**Justyn Mutts, Virginia Tech**  
 PJ Hall, Clemson  
 RJ Davis, North Carolina

## PRESEASON ACC PLAYER OF THE YEAR

Armando Bacot, North Carolina

## PRESEASON ACC FRESHMAN OF THE YEAR

Dereck Lively II, Duke





## TEAM COMPARISON

VT	Stat	DSU
70.8	Points Per Game	62.8
62.8	Opponents Points Per Game	73.5
8.0	Scoring Margin	-10.7
32.0	Rebounds Per Game	35.3
1.7	Rebounding Margin	-3.5
.471	FG Percentage	.404
.430	FG Percentage Defense	.417
.392	3FG Percentage	.325
.322	3FG Percentage Defense	.352
8.9	3FG Made Per Game	6.0
.751	FT Percentage	.672
14.3	Assists Per Game	9.7
10.9	Turnovers Per Game	17.5

## RAVE REVIEWS FOR POTEAT

- Junior forward Mylyjael Poteat has been a pleasant surprise for Coach Young.
- "He's got unbelievable hands," Young said of Poteat. "Much, much better feet. I liked him coming out of high school and I called him three or four times. ... He's gonna help us win. He's big and he's physical and he's not afraid of contact. He knows who he is as a player, and I think that's a benefit of playing college basketball for two years."

## NO CEILING

- Although the Hokies feature nine new faces in 2022-23, Justyn Mutts believes this group can be even better than last year.
- "There is no ceiling. I think our team is so diverse and so talented and so dynamic that if we really start to click the way I feel we can, it'll be scary. Just the way we defend, the way we can make shots, the way we can get to the basket or space it out or our pace of offense. I think once we really start clicking on all cylinders with the relationships that we have as people off the court, it'll be a lot of fun."

## 100 OR MORE STARTS

- Justyn Mutts is on an elite list of players in the ACC who have recorded at least 100 career starts.

Rank	Player	School	GS
1	Jayden Gardner	UVA	114
2	Kihei Clark	UVA	108
3	Justyn Mutts	VT	107
4	Nike Sibande	Pitt	103
5	Jarkel Joiner	NC State	101

## J-MUTTY: THE ULTIMATE SCHOLAR

- Justyn Mutts, the ACC's Skip Prosser Award winner last season, embarks on his 11th semester in college - having already earned a bachelor's degree and two master's degrees.
- He's currently enrolled in human development - his second undergraduate program.

## DO IT FOR THE CITY

- Justyn Mutts has his sights set on a third consecutive trip to the Big Dance in March.

However, getting there isn't the end goal.

- "I've never won a game in March Madness," Mutts said. "That's definitely a huge thing for me this year. We need multiple wins [in the NAAs], just for the city. Blacksburg, they deserve it [for] the love that they show us."

## BASKETBALL SCHOOL

- Tech was one of four ACC schools and one of 24 programs in the nation with both men's and women's basketball teams in the 2022 NCAA Tournament.
- Joining the Hokies from the ACC on this list are Miami, North Carolina and Notre Dame.
- The Tech women were a No. 5 seed and ranked No. 16 in the nation at the time.

## DEPENDABLE DEFENDERS

- Hunter Cattoor almost always draws the assignment of guarding the opposing team's best guard or wing.
- He's come a long way in that department, as Coach Young has gone on record of saying "he couldn't guard me" when Cattoor first arrived in Blacksburg.
- Combined with Justyn Mutts, who is as good of a defender as Young has ever coached, the Hokies have two elite leaders on the defensive side of the ball.

## BACKCOURT CULTURE

- Could the Hokies be even better in the backcourt this season? Hunter Cattoor believes so.
- "We should have an exciting backcourt this year. I'm excited for Sean [Pedulla] and Darius [Maddox] to take a bigger role this year than last year. They've got a lot to prove, and I'm excited for them. They've been doing good in workouts and practices this offseason, so it should be a fun year."

## ONE BIG FAMILY

- The camaraderie between the VT men's and women's basketball teams as described by Hunter Cattoor:
- "I'd say it's like a whole big family there. We play and practice in the same facility, so we see them every day, whether that's working out on our own time or during lift and practice. We see them all around. We're saying hey to them. I know Coach Brooks is doing a great job over there with that team. But I look at them as family. ... I think it's great for both programs to be together and support each other and want each other to do well."



The 2022-23 season marks the 21st for Mike Young as a head coach.

## SPECIALTY STAT TRACKER

Opponent	Off TOs	Paint	2nd Chance	FB	Bench
Delaware State					
Lehigh					
William & Mary					
Old Dominion					
TBD					
TBD					
Charleston Southern					
Minnesota					
North Carolina					
Dayton					
Oklahoma State					
Grambling State at Boston College					
at Wake Forest					
Clemson					
NC State					
at Syracuse					
at Virginia					
at Clemson					
Duke					
Syracuse					
at Miami					
Virginia					
Boston College					
at Notre Dame					
at Georgia Tech					
Pitt					
Miami					
at Duke					
at Louisville					
Florida State					
<b>Total +/-</b>					
<b>Season Highs</b>					

## FAST BREAK

Tech has registered **two** wins over Top-5 programs under head coach Mike Young - most recently an 81-73 win over No. 3 Villanova on Nov. 28, 2020.

## SCHOOL RECORDS

### INDIVIDUAL

Games Played (Season)	36, by 5 players
Games Started (Season)	36, by 5 players
Games Played (Career)	136, Malcolm Delaney (2007-11)
Games Started (Career)	126, Dell Curry (1982-86); Bobby Beecher (1982-86)
Consecutive Starts	123, Ace Custis (1993-97)
Minutes Played (Game)	55, by 3 players
Minutes Played (Season)	1,300, Malcolm Delaney (2010-11), 34 games
Minutes Played (Highest Season Average)	38.6, Jay Purcell (1991-92), 28 games
Minutes Played (Career)	4,688, Malcolm Delaney (2007-11)
Minutes Played (Highest Career Average)	35.1, Dale Solomon, 1978-82
Points (Overall Game)	52, Allan Bristow vs. George Washington (2-21-73)
Points (ACC Game)	37, Malcolm Delaney vs. Clemson (1-29-09)
Points (ACC Tournament Game)	32, Jalen Hudson vs. Wake Forest (3-10-15)
Points (NCAA Tournament)	29, Glen Combs vs. Indiana (3-17-67)
Points (NIT)	33, A.D. Vasallo vs. Duquesne (3-18-09)
Points (Season)	801, Erick Green (2012-13), 32 games
Points (ACC Season)	469, Erick Green (2012-13), 18 games
Points (Season Average)	26.6, Bimbo Coles (1988-89), 27 games
Points (Double-Figure Games, Season)	34, Dell Curry (1983-84), 35 games
Points (Career)	2,484, Bimbo Coles (1986-90)
Points (Career Average)	23.1, Allan Bristow (1970-73)
Points (Double-Figure Games, Career)	115, Dell Curry (1982-86)
Field Goals Made (Game)	22, Allan Bristow vs. George Washington (2-21-73)
3-Pointers Made (Game)	9, Hunter Cattoor at Florida State (1-29-22); Justin Robinson vs. Syracuse (1-26-19)
Field Goals Made (Season)	305, Dell Curry (1985-86), 30 games
3-Pointers Made (Season)	106, Wally Lancaster (1987-88), 29 games
Field Goals Made (Career)	1,021, Dell Curry (1982-86)
3-Pointers Made (Career)	267, A.D. Vasallo (2005-09)
Free Throws Made (Game)	20, by 3 players
Free Throws Made (Season)	230, Malcolm Delaney (2009-10), 33 games
Free Throws Made (Career)	721, Malcolm Delaney (2007-11)
Rebounds (Game)	36, Chris Smith vs. Washington & Lee (1-9-59)
Rebounds (Season)	495, Chris Smith (1959-60), 26 games
Rebounds (Career)	1,508, Chris Smith (1957-61)
Assists (Game)	12, by 3 players
Assists (Season)	192, Dave Sensibaugh (1975-76), 28 games
Assists (Career)	547, Bimbo Coles (1986-90)
Steals (Game)	8, by 3 players
Steals (Season)	94, Jamon Gordon (2006-07), 34 games
Steals (Career)	295, Dell Curry (1982-86)
Blocks (Game)	9, Roy Brow vs. James Madison (12-6-86); vs. Baptist College (12-12-87)
Blocks (Season)	100, Roy Brow (1987-88), 28 games
Blocks (Career)	251, Roy Brow (1984-88)
<b>TEAM</b>	
Points (Game)	141, vs. Southern Miss (2-6-88)
Points (Season)	2,646, 1987-88, 29 games
Field Goals Made (Game)	52, vs. VMI (2-20-59)
Field Goals Made (Season)	1,058, 1983-84, 35 games
FG Percentage (Game)	.722 (39-54), vs. Syracuse (1-28-76)
FG Percentage (Season)	.517 (1,030-1,993), 1981-82
3-Pointers Made (Game)	21, vs. Delaware State (11-20-19)
3-Pointers Made (Season)	327, 2018-19, 35 games
3FG Percentage (Game)	.720 (18-25), at Florida State (1-29-22)
3FG Percentage (Season)	.403 (290-720), 2016-17
Rebounds (Game)	83, vs. VMI (2-19-61)
Assists (Game)	36, vs. The Citadel (11-12-17)
Steals (Game)	21, at Clemson (2-8-06)
Blocks (Game)	15 (2x), last vs. VMI (12-9-09)

## 2022-23 HONORS WATCH




### Justyn Mutts

ACC Preseason Voting

- Second-Team All-ACC

Naismith Memorial Basketball Hall of Fame

- Karl Malone Award Watch List



## GLUE GUY

- Jon Rothstein voted Justyn Mutts as one of his top-10 "glue guys" heading into the 2022-23 season.



## WINNINGEST STRETCH IN PROGRAM HISTORY

- Tech has racked up 143 wins over the last seven seasons, which is tied for the winningest stretch in program history.



- Between 1979 and 1986, VT also recorded 143 wins.
- The Hokies will need 23 wins or more in 2022-23 to break the best eight-season stretch in program history.

Season	Head Coach	Record
2015-16	Buzz Williams	20-15
2016-17	Buzz Williams	22-11
2017-18	Buzz Williams	21-12
2018-19	Buzz Williams	26-9
2019-20	Mike Young	16-16
2020-21	Mike Young	15-7
2021-22	Mike Young	23-12

- Five of those seven seasons have resulted in an NCAA tournament appearance.

## LEADING AT THE BREAK

- Over the last two seasons, Tech is 31-6 when leading at halftime.
- The Hokies are 44-10 in the Mike Young era when up at half.

## NATIONAL POLLS

### ASSOCIATED PRESS POLL

Updated: October 17

Rank	School	Record	Points
1	North Carolina	0-0	1532
2	Gonzaga	0-0	1479
3	Houston	0-0	1404
4	Kentucky	0-0	1364
5	Kansas	0-0	1200
	Baylor	0-0	1200
7	Duke	0-0	1168
8	UCLA	0-0	1093
9	Creighton	0-0	1060
10	Arkansas	0-0	1026
11	Tennessee	0-0	880
12	Texas	0-0	844
13	Indiana	0-0	745
14	TCU	0-0	735
15	Auburn	0-0	623
16	Villanova	0-0	578
17	Arizona	0-0	543
18	Virginia	0-0	462
19	San Diego State	0-0	394
20	Alabama	0-0	281
21	Oregon	0-0	260
22	Michigan	0-0	229
23	Illinois	0-0	215
24	Dayton	0-0	170
25	Texas Tech	0-0	122

**Receiving Votes:** Texas A&M 112, UConn 101, Miami 66, Purdue 56, Saint Louis 36, Michigan State 35, Florida State 32, Xavier 29, Wyoming 25, Ohio State 23, Iowa 13, Rutgers 4, Florida 3, USC 3, Toledo 1, **Virginia Tech 1**, Memphis 1, Notre Dame 1, UAB 1

**Dropped from Rankings:** -

### USA TODAY COACHES' POLL

Updated: October 25

Rank	School	Record	Points
1	North Carolina	0-0	778
2	Gonzaga	0-0	759
3	Houston	0-0	713
4	Kentucky	0-0	697
5	Kansas	0-0	660
6	Baylor	0-0	632
7	UCLA	0-0	560
8	Duke	0-0	552
9	Creighton	0-0	500
10	Arkansas	0-0	498
11	Tennessee	0-0	486
12	Texas	0-0	449
13	Arizona	0-0	352
14	Indiana	0-0	334
15	Auburn	0-0	318
16	TCU	0-0	317
17	Villanova	0-0	300
18	Virginia	0-0	287
19	Alabama	0-0	176
20	San Diego State	0-0	173
21	Oregon	0-0	128
22	Michigan	0-0	122
23	Illinois	0-0	115
24	Texas Tech	0-0	107
25	Dayton	0-0	75

**Receiving Votes:** Purdue 44, Texas A&M 37, Miami 31, UConn 31, Michigan State 29, Providence 22, Iowa 22, Syracuse 13, Florida State 13, **Virginia Tech 9**, USC 9, Saint Mary's 8, Wyoming 7, Wisconsin 7, UAB 6, Ohio State 5, Florida 5, Iowa State 4, Xavier 3, Toledo 2, Drake 2, Rutgers 2, Boise State 1

**Dropped from Rankings:** -

### TRACKING TECH

	AP	Coaches
Preseason	RV	RV
11/15	-	-
11/22	-	-
11/29	-	-
12/6	-	-
12/13	-	-
12/20	-	-
12/27	-	-
1/3	-	-
1/10	-	-
1/17	-	-
1/24	-	-
1/31	-	-
2/7	-	-
2/14	-	-
2/21	-	-
2/28	-	-
3/7	-	-
3/14	-	-
Final	-	-

**Ratings Tracker** (through October 17)

ESPN.com BPI	-
KenPom.com	21
NCAA NET Rankings	-
Sagarin	43

**Virginia Tech's "Best" NET Wins:**  
First NET rankings come out...





**NOTEWORTHY**

**WHERE ARE THEY NOW?**

- The Hokies lost 54.5% of their scoring from a year ago.
- Below is a rundown of where the letterwinners lost are now.

Name	Points	Current Team
Keve Aluma	567	Niigata (Japan)
Nahiem Alleyne	346	UConn
Storm Murphy	288	Medipolis SC Jena (Germany)
David N'Guessan	132	Kansas State
John Ojiako	47	George Mason
Jalen Haynes	7	ETSU
Ben Varga	3	No longer playing basketball

**MUTTS DISHING IT OUT WITH THE BEST OF THEM**

- Justyn Mutts was among the nation's leaders in assists from the forward position last season.
- He tied for fourth in the country with 124 assists. Ironically, the person he tied was the No. 1 pick in the 2022 NBA Draft.

Name	Assists	Team
Tosan Evbuomwan	142	Princeton
Kyle Rode	140	Liberty
Jalen Slawson	125	Furman
Justyn Mutts	124	Virginia Tech
Paolo Banchemo	124	Duke

**50TH ANNIVERSARY OF '73 NIT CHAMPIONSHIP TEAM**

- The 2022-23 season marks the 50th anniversary of the 1973 NIT championship team.
- It was the first postseason championship in program history.
- The Hokies captured the tournament by winning four games by a combined five points at Madison Square Garden in New York City.

Opponent	Score	Date
New Mexico	W, 65-63	3/18/73
Fairfield	W, 77-76	3/22/73
Alabama	W, 74-73	3/24/73
Notre Dame	W, 92-91 (OT)	3/25/73

- Bobby Stevens drained the game-winning basket as time expired to lift the Hokies over Notre Dame in the final.

**MOVE SIDE-TO-SIDE**

- Coach Young emphasizes ball reversals in his offensive system. Essentially, the more the ball moves from side-to-side, the higher the field-goal percentage is for the Hokies.

Possessions	FG/FGA	FG%
1 side possession	279/629	44.4
2 side possession	311/632	49.2
3+ side possession	259/459	56.4

- There's also correlation to paint touches and a higher 3-point field-goal percentage.

Possessions	FG/FGA	3FG%
Without paint touch	183/512	35.7
With paint touch	136/302	45.0

**DANCIN' IN BACK-TO-BACK SEASONS**

- In previous seasons in Virginia Tech history, the fastest head coach to make the NCAA Tournament was in Year Three. Those Hokies were Howie Shannon, Charlie Moir and Buzz Williams.
- Therefore, with Mike Young doing so in Year Two, he became the fastest Tech coach to make The Dance.
- The Hokies have also never had a head coach lead them to the NCAA Tournament in two of their first three seasons.
- Mike Young becomes just the third head coach in program history to register multiple trips to the NCAA Tournament, joining Charlie Moir and Buzz Williams.

- Here's a rundown of the head coaches who have guided Tech to the NCAA Tournament.

Head Coach	NCAAT Years	# of App.
Charlie Moir	1979, 1980, 1985, 1986	4
Buzz Williams	2017, 2018, 2019	3
Mike Young	2021, 2022	2
Don DeVoe	1976	1
Bill Foster	1996	1
Seth Greenberg	2007	1
Howie Shannon	1967	1

**HOKIE CENSUS**

- Tech has 15 players on the squad who represent nine states and Washington, D.C.
- Maryland and North Carolina lead the way with three players apiece, followed by Florida (two).

**50 SPOT**

- Tech shot over 50 percent in a game five times during the 2020-21 season - going 5-0.
- Since Young got to Blacksburg, the Hokies are 23-2 in contests shooting 50 percent or greater - only losses: vs. BYU (11/27/19) and vs. Miami (1/26/22).
- Since the 2010-11 season, Tech is 94-13 when shooting 50 percent or better.

**RANKED WINS BECOMIN' COMMON**

- Tech had four ranked wins in 2020-21, tying the most-ever in school history (set 2017-18).
- The Hokies notched their first two of the 2021-22 season in Brooklyn against No. 25 North Carolina in the ACC semifinals and No. 7 Duke in the championship game.





CASSELL COLISEUM - RENDERING OF PROPOSED \$75 MILLION-PLUS RENOVATION OF VIRGINIA TECH'S HOME VENUE

**REACH FOR EXCELLENCE**


- Virginia Tech announced on April 20, 2021 a \$400 million fundraising campaign to propel Hokie sports to the forefront of the Atlantic Coast Conference, prepare generations of student-athletes for success in life, and raise the university's profile nationwide.
- The campaign will leverage the momentum of recent successes on the field and in fundraising, such as adding about 10,000 more Hokie Club members in the past five years and opening the Student-Athlete Performance Center, thanks to a record gift. Still, leaders acknowledged that the athletics enterprise needs an infusion of revenue in order to compete at the top of the ACC.
- The budget increase will support athletics in three primary areas: facilities, coaching, and the student-athlete experience.



- The Reach for Excellence campaign has five main pillars, which are:
  - A football enhancement fund to build a program that consistently competes at the top of the ACC, by allotting \$30 million over time for recruiting, assistant coaches' salaries, quality-control coaches, player development, and capital needs.
  - Renovations to improve Cassell Coliseum, with at least \$50 million to be raised privately.
  - The Drive for 25 initiative to increase Hokie Club membership to 25,000 and raise \$20 million annually for student-

athlete scholarships.

- Striving for comprehensive excellence for all sports by providing operating expenses, facility improvements, nutritional and strength and conditioning programs, and more.
- Increasing the number of student-athlete scholarship endowments to expand capacity to support students and broaden reach in recruiting.
- When it's filled with nearly 10,000 fans cheering the Hokies to victory in the last seconds of a basketball game, Cassell Coliseum is an amazing sight. But when it's empty, the home of Virginia Tech basketball, volleyball, and wrestling shows its age. Built in the early 1960s, the Coliseum is due for an extensive renovation.
- Plans call for a completely redesigned experience, including:
  - A new glass entrance along Washington Street
  - Extended concourse areas along both sides to allow fans easier access to different sections of the coliseum
  - The addition of high-end premium seating areas, including club seating and luxury suites on both sides
- This much-needed \$75 million-plus project, helped by at least \$50 million in private support, would create one of the best home venues in the ACC.



**“HOKIE TRACKS”**

COMMENTS THAT LEFT AN IMPRESSION

“I think we have always had that standard. I think coming into the year, we wanted to be the best team that we could possibly be and achieve the most that we could achieve. I think throughout the year, we hit ups and downs, but at the end of the day, we never wavered from what our goal was. So, once we won the ACC championship, obviously, it may have been a big shock for everyone else, but for us, it wasn't a shock of that we couldn't have won it. I felt like since Day 1 we felt like we could have won it. I think the standard is trying to win each day, and whatever happens past that happens.”

**- Hunter Cattoor on last year's success raising the standard**

“It means the world to me just to be in an environment and a culture where there is that level of trust, and not just for me but for all of my teammates, as well. It just makes you want to keep working hard. When you step on the floor, when you're playing for [Coach Young], you just know that he trusts you to make the best decision. And due to that, you end up trusting yourself more, too.”

**- Justyn Mutts on being labeled a 'Mike Young guy'**

“That guy came back for a reason. He didn't come back to sit on his laurels and piddle-piddle around. He came back to win.”

**- Mike Young on Justyn Mutts**



## 2021-22 RANKING SUMMARY

Statistic	National Conference Rank		Value National Leader		Value Conference Leader		Value
	Rank	Rank					
3-pt Field Goal Attempts (68 ranked)	68	5	12	North Carolina	162	North Carolina	162
Assist Turnover Ratio (68 ranked)	56	5	0.85	Tennessee	2.32	Miami (FL)	1.74
Assists Per Game (68 ranked)	50	5	11.0	Tennessee Rutgers	22.0	North Carolina	15.5
Blocked Shots Per Game (56 ranked)	47	4	2.0	Auburn	9.0	Duke	6.2
Defensive Rebounds per Game (67 ranked)	54	5	21.00	North Carolina	33.50	North Carolina	33.50
Fewest Fouls (68 ranked)	21	1	19	Cal St. Fullerton	10	Virginia Tech	19
Fewest Turnovers (68 ranked)	20	1	13	Vermont	6	Virginia Tech	13
Field-Goal Percentage (68 ranked)	5	2	48.9	Duke	50.9	Duke	50.9
Field-Goal Percentage Defense (68 ranked)	49	5	47.4	Kansas	34.3	North Carolina	38.4
Free Throw Attempts (68 ranked)	35	5	26	North Carolina	133	North Carolina	133
Free Throws Made (67 ranked)	29	5	23	North Carolina	97	North Carolina	97
Free-Throw Percentage (68 ranked)	3	1	88.5	Cal St. Fullerton	100.0	Virginia Tech	88.5
Offensive Rebounds Per Game (68 ranked)	68	5	4.00	Auburn	18.00	North Carolina	15.83
Personal Fouls Per Game (68 ranked)	48	5	19.0	Cal St. Fullerton	10.0	Notre Dame	11.3
Rebound Margin (68 ranked)	40	3	-4.0	North Carolina Auburn	13.0	North Carolina	13.0
Scoring Defense (68 ranked)	57	5	81.0	Chattanooga Loyola Chicago	54.0	Miami (FL)	64.8
Scoring Margin (68 ranked)	46	5	-8.0	Baylor	14.5	North Carolina	11.2
Scoring Offense (68 ranked)	20	4	73.0	Rutgers San Francisco	87.0	North Carolina	80.0
Steals Per Game (66 ranked)	53	4	4.0	Bryant	11.0	Miami (FL)	10.0
Three Pt FG Defense (68 ranked)	63	5	52.6	Loyola Chicago	6.7	North Carolina	27.0
Three-Point Field Goals Per Game (68 ranked)	55	4	4.0	Colorado St.	12.0	North Carolina	9.2
Three-Point Field-Goal Percentage (68 ranked)	23	4	33.3	Colgate	45.5	Notre Dame	39.7
Total 3-point FGM (68 ranked)	60	5	4	North Carolina	55	North Carolina	55
Total Assists (68 ranked)	56	5	11	North Carolina	93	North Carolina	93
Total Blocks (56 ranked)	52	5	2	Duke Kansas	31	Duke	31
Total Rebounds (66 ranked)	63	5	25	North Carolina	296	North Carolina	296
Total Rebounds Per Game (66 ranked)	63	5	25.00	North Carolina	49.33	North Carolina	49.33
Total Steals (66 ranked)	61	5	4	Miami (FL)	40	Miami (FL)	40
Turnover Margin (63 ranked)	48	5	-4.0	Baylor	7.5	Miami (FL)	6.2

## GAMES STARTED

	Streak	22-23	Career	ACC
Hunter Cattoor	36	-	41	23
Rodney Rice	-	-	-	-
MJ Collins	-	-	-	-
Sean Pedulla	-	-	-	-
Darren Buchanan Jr.	-	-	-	-
Patrick Wessler	-	-	-	-
Camden Johnson	-	-	-	-
John Camden	-	-	-	-
Darius Maddox	-	-	-	-
Owyn Dawyot	-	-	-	-
Lynn Kidd	-	-	-	-
Grant Basile	50*	-	56	-
Justyn Mutts	57	-	107	33
Michael Ward	-	-	-	-
Mylyjael Poteat	-	-	3	-


\* 50 games at Wright State



## NON-CONFERENCE BREAKDOWN

Team	NET	Result
Delaware State		
Lehigh		
William & Mary		
Old Dominion		
TBD		
TBD		
Charleston Southern		
Minnesota		
Dayton		
Oklahoma State		
Grambling State		

Tech is set to return to the site of its 2022 ACC tournament championship on Dec. 11 vs. Oklahoma State.



Hunter Cattoor ranks 11th all-time at VT in career 3-pointers made with 173.





## SEASON BREAKDOWN

### TECH'S RECORD WHEN...

	2021-22
Overall	23-13
ACC	11-9
At home	11-4
On the road	7-6
At neutral sites	5-3
After a win	15-8
After a loss	7-5
In overtime	0-0
vs. ranked opponents	2-4
Winning the opening tip	15-7
Losing the opening tip	8-6
Decided by 1-4 points or OT	5-4
Decided by 5-10 points	4-7
Decided by 11-20 points	6-2
Decided by 21+ points	8-0
Leading at half	19-4
Tied at half	0-0
Trailing at half	4-9
VT shoots 50% or better	14-1
VT shoots 40-49.9%	6-8
VT shoots less than 40%	3-4
VT out-shoots opponent	21-3
Opp. out-shoots VT	2-10
Opp. shoots 40% or better	12-11
Opp. shoots less than 40%	11-2
VT out-rebounds opponent	16-2
Opp. out-rebounds VT	6-11
Rebounds are tied	1-0
VT has more FT attempts	14-5
Opp. has more FT attempts	7-8
VT makes more 3-pointers	19-6
Opp. makes more 3-pointers	3-6
VT wins turnover battle	16-6
Opp. wins turnover battle	7-7
Turnovers are tied	0-0
VT scores 100+	0-0
VT scores 90-99 points	1-0
VT scores 80-89 points	7-0
VT scores 70-79 points	10-2
VT scores 60-69 points	5-6
VT scores 50-59 points	0-5
VT scores < 50 points	0-0
Opp. scores > 99 points	0-0
Opp. scores 90-99 points	0-0
Opp. scores 80-89 points	1-2
Opp. scores 70-79 points	5-3
Opp. scores 60-69 points	3-6
Opp. scores 50-59 points	8-2
Opp. scores < 50 points	6-0
Playing on Monday	3-1
Playing on Tuesday	2-1
Playing on Wednesday	6-4
Playing on Thursday	2-0
Playing on Friday	3-2
Playing on Saturday	6-4
Playing on Sunday	1-1
In November	5-2
In December	3-3
In January	3-5
In February	7-1
In March	5-2
Playing during the day	4-6
Playing at night	19-7
Wearing White	8-4
Wearing Maroon	6-3
Wearing Orange	6-5
Wearing Gray	3-1

### STARTING LINEUPS

W/L

0-0 -

#### Margin of Victory/Defeat

	1	2	3	4	5	6	7	8	9	10	11-19	20+
Wins	-	-	-	-	-	-	-	-	-	-	-	-
Losses	-	-	-	-	-	-	-	-	-	-	-	-

#### Most First Half Points

Virginia Tech	-
Opponents	-

#### Most Second Half Points

Virginia Tech	-
Opponents	-

#### Fewest First Half Points

Virginia Tech	-
Opponents	-

#### Fewest Second Half Points

Virginia Tech	-
Opponents	-

#### Largest Halftime Lead

Virginia Tech	-
Opponents	-

#### Largest Margin of Victory

Virginia Tech	-
Opponents	-

### MISCELLANEOUS

How 1st Points Were Scored	Rebounds Leader	Blocks Leader	15+ Rebounds
Layup	-	-	-
3FG	-	-	-
Jumper	-	Assists Leader	-
Dunk	-	-	10+ Points
Free Throw	-	-	-
Tip-in	-	Steals Leader	-
	-	-	-
Scored VT's 1st Points	-	-	-
-	-	-	30+ Points
-	-	-	-
First Off VT Bench	-	-	-
-	-	10+ Rebounds	-
-	-	-	5+ Steals
-	-	-	-
Points Leader	-	-	5+ Blocks
-	-	-	-
-	-	-	Double-Doubles
-	-	-	-
-	-	-	Triple-Doubles
-	-	-	-

**THE LAST TIME**

**LAST TIME VIRGINIA TECH...**

Scored 100+ points and won	100-64, vs. Delaware State, 11/20/19
Scored 100+ points and lost	100-104 (2OT), vs. Maryland, 2/27/10
Played in OT	76-75 (OT), vs. Clemson, 3/9/22
Played in consecutive OTs	82-77 (OT), vs. UAB, 11/28/15; 79-81 (OT), vs. Northwestern, 12/1/15
Played in 2OT	79-77 (2OT), vs. North Carolina, 1/22/20
Played in 3OT	95-102 (3OT), vs. Miami (Fla.), 1/19/20
Scored 100+ points	100-64, vs. Delaware State, 11/20/19
Scored 90-99 points	93-60, vs. Cornell, 12/8/21
Scored 80-89 points	82-67, vs. No. 7 Duke, 3/12/22
Scored 70-79 points	73-81, vs. #25 Texas, 3/18/22
Scored 60-69 points	62-58, at Georgia Tech, 2/23/22
Scored 50-59 points	59-63, at Clemson, 3/5/22
Scored 40-49 points	47-24, at No. 23 NC State, 2/2/19
Scored 30-39 points	39-65, at No. 19 Virginia, 1/4/20
Scored 20-29 points	27-40, at McGuire Hospital, 2/2/46
Scored 10-19 points	16-45, at Virginia, 1/30/39
Scored less than 10 points	9-29, vs. North Carolina, 1/12/35
Allowed 100+ points	95-102 (3OT), vs. Miami (Fla.), 1/19/20
Allowed 90-99 points	77-90, vs. BYU, 11/27/19
Allowed 80-89 points	73-81, vs. #25 Texas, 3/18/22
Allowed 70-79 points	76-75 (OT), vs. Clemson, 3/9/22
Allowed 60-69 points	82-67, vs. No. 7 Duke, 3/12/22
Allowed 50-59 points	72-59, vs. No. 25 North Carolina, 3/11/22
Allowed 40-49 points	75-43, vs. Louisville, 3/1/22
Allowed 30-39 points	65-39, vs. Radford, 11/15/21
Allowed 20-29 points	47-24, at No. 23/22 NC State, 2/2/19
Allowed 10-19 points	60-19, vs. Lynchburg, 1/9/46
Allowed less than 10 points	28-9, vs. Hampden-Sydney, 1/17/23
Scored at least 60 points in a half	66, 2nd Half, vs. The Citadel, 11/12/17
Largest margin of victory	83 points, vs. Randolph-Macon (87-4), 1/10/1911
Largest margin of victory in ACC	38 points, vs. Wake Forest (84-46), 2/27/21
Defeated a ranked opponent on the road	47-24, at No. 23/22 NC State, 2/2/19
Defeated a ranked opponent at home	65-51, vs. No. 8 Virginia, 1/30/21
Defeated a ranked opponent on a neutral court	82-67, vs. No. 7 Duke, 3/12/22
Defeated a defending national champion	65-51, vs. No. 8 Virginia, 1/30/21
Held opponent without a double-figure scorer	65-39, vs. Radford, 11/15/21
Failed to have a double-figure scorer	41-57, vs. Temple, 2/25/96
Had 6 or more players score in double figures	vs. Cornell, 12/8/21
Had 7 or more players score in double figures	vs. Cornell, 12/8/21
Did not make a 3FG	at Providence, 2/1/03
Opponent did not make a 3FG	vs. Virginia, 2/14/22
Did not shoot a FT in the first half	vs. No. 3 Villanova, 11/28/20
Did not shoot a FT in the second half	vs. Virginia, 12/5/10
Opponent did not shoot a FT	vs. Merrimack, 11/21/21
Held an opponent under 10 points in a half	9 points, vs. Eastern Michigan (1H), 12/22/11
Held an opponent under 20 points in a half	17 points, vs. Pitt (1H), 2/7/22
Had double-figure blocked shots	10, 84-46, vs. Wake Forest, 2/27/21
Came back from a double-figure deficit to win	10 points, vs. Notre Dame, 1/15/22
Lost a double-digit lead	11 points, at Boston College, 1/22/22
Led by 20 or more points at halftime	27 points, at Pitt, 2/5/22
Had 20-29 assists in a game	21, at Miami, 2/26/22
Had 30 or more assists	36, vs. The Citadel, 11/12/17
Held a team under 20 percent from the floor	16.7%, at No. 23/22 NC State, 2/2/19
Held a team under three made FGs in a half	2 FG, vs. Notre Dame, 1/10/21
Won an ACC Tournament Championship	82-67, vs. No. 7 Duke, 3/12/22
Won an NCAA Tournament game	67-58, vs. Liberty, 3/24/19

**WHAT'S A HOKIE?**

The answer leads all the way back to 1896 when Virginia Agricultural and Mechanical College changed its name to Virginia Polytechnic Institute. With the change came the necessity for writing a new cheer and a contest for such a purpose was held by the student body.



Senior O.M. Stull won first prize for his "Hokie" yell which is still used today. Later, when asked if "Hokie" had any special meaning, Stull explained the word was solely the product of his imagination and was used only as an attention-getter for his yell. It soon became a nickname for all Tech teams and for those people loyal to Tech athletics.

The official university school colors - Chicago Maroon and Burnt Orange - also were introduced in 1896. The colors were chosen by a committee because they made a 'unique combination' not worn elsewhere at the time. The official definition of "Hokie" is "a loyal Virginia Tech Fan."



**OUR NAME**

When referring to our name, we ask that you use Virginia Tech, Hokies or Tech - and not 'Vah Tech.' Thank you!

## THE LAST TIME

### LAST TIME A VIRGINIA TECH PLAYER...

Recorded a double-double	Keve Aluma (19 pts./10 rebs), vs. No. 7 Duke, 3/12/22
Recorded a triple-double	Justyn Mutts (12 pts./14 rebs./11 ast.), vs. Syracuse, 2/12/22
Two Tech players recorded double-doubles in same game	Keve Aluma (14 pts./12 rebs.) & Justyn Mutts (14 pts./11 rebs.), at Notre Dame, 1/27/21
Two Tech players recorded double-doubles in consecutive games	vs. North Carolina (ACC Tournament), 3/13/09; vs. Duquesne (NIT), 3/18/09
Had five or more steals	Justyn Mutts (5), at Pitt, 2/5/22
Had 10 or more assists in a game	Justyn Mutts (11), vs. Syracuse, 2/12/22
Had 20 or more rebounds in a game	Jeff Allen (21), vs. Longwood, 12/14/08
Two Tech players with double-figure rebounds	Keve Aluma (10) and Justyn Mutts (10), vs. Clemson, 3/9/22
Two Tech players had five or more assists	Keve Aluma (7) & Storm Murphy (6), vs. No. 7 Duke, 3/12/22
Three Tech players had five or more assists	Chris Clarke (10), Justin Robinson (6) & Seth Allen (6), vs. The Citadel, 12/17/16
Four Tech players had five or more assists	Kerry Blackshear Jr. (8), Devin Wilson (7), Justin Robinson (7) & Chris Clarke (5), vs. The Citadel, 1/30/21
Three Tech players made five or more 3FG	Nahiem Alleyne (5), Jalen Cone (5) & Isaiah Wilkins (5), vs. Delaware State, 11/20/19
Eight or more Tech players made a 3FG	8 players, at Pitt, 2/5/22
Two Tech players scored 20 or more points	Hunter Cattoor (27) & Sean Pedulla (20), at Florida State, 1/29/22
Three Tech players scored 20 or more points	Nickeil Alexander-Walker (25), Ahmed Hill (23) & Justin Robinson (23), vs. No. 23 Purdue, 11/18/18
Two Tech players scored 20 or more points in consecutive games	Nickeil Alexander-Walker & Kerry Blackshear Jr., 11/10/17 & 11/12/17
Tech freshman scored 20 or more points in a game	Sean Pedulla (20), at Florida State, 1/29/22
Three Tech freshmen scored in double figures in a game	Hunter Cattoor (14), Jalen Cone (11) & Lander Nolley II (10), vs. North Carolina, 3/10/20
Four Tech freshmen scored in double figures in a game	Landers Nolley II (21), Tyrece Radford (21), Jalen Cone (15) & Nahiem Alleyne (10), at Wake Forest, 1/14/20
Tech player scored 30-39 points in a game	Keve Aluma (30), at Pittsburgh, 2/3/21
Tech player scored 40-49 points in a game	Dorenzo Hudson (41), vs. Seton Hall, 1/2/10
Tech player scored 50+ points in a game	Bimbo Coles (51), vs. Southern Miss, 2/6/88
Tech player had consecutive double-doubles	Keve Aluma, 2/23/22, 2/26/22
Tech player had three consecutive double-doubles	Keve Aluma, 1/27/21, 1/30/21, 2/3/21
Tech freshman had consecutive double-doubles	Kerry Blackshear Jr., 12/13/15, 12/19/15
Tech allowed a triple-double	Dennis Smith Jr. (27 pts./11 rebs./11 ast.), at NC State, 1/4/17
Tech had a walk-on score double figures	Christian Beyer (13), vs. Alabama A&M, 12/14/14






## THEME NIGHTS

<b>11/7</b> vs.  ACC TITLE CELEBRATION <small>2 P.M.</small>	<b>11/10</b> vs.  MILITARY APPRECIATION	<b>11/13</b> vs.  ACC TITLE CELEBRATION <small>2 P.M.</small>	<b>12/4</b> vs.  ORANGE OUT
<b>12/7</b> vs.  THE FINALS COUNTDOWN <small>6 P.M. 5 P.M.</small>	<b>12/17</b> vs.  THE KIDS' TAKEOVER DAY	<b>1/23</b> vs.  BLACK OUT	<b>1/28</b> vs.  COACHES VS. CANCER
<b>2/4</b> vs.  SMITHFIELD LEADERSHIP COLLEGE MAROON OUT	<b>2/18</b> vs.  #LOVE GAME	<b>2/21</b> vs.  THINK OF BEER WILDONE OUT	<b>3/4</b> vs.  SENIOR DAY





## MIKE YOUNG

Head Coach | Fourth Season at Virginia Tech

2020-21 ACC Coach of the Year

### CAREER RECORDS

Overall Record	353-280
Conference Games	202-150
Non-Conference Games	147-129
Conference Tournament	24-14
NCAA Tournament	1-7
Overtime Games	20-16
One-Point Games	12-14
vs. AP Top 25	7-25

### VS. CURRENT ACC HEAD COACHES

Coach	All	VT	Wofford
Earl Grant	0-1	0-1	-
Brad Brownell	4-3	4-1	0-2
Jon Scheyer	-	-	-
Leonard Hamilton	1-1	1-1	-
Josh Pastner	3-3	2-2	1-1
Kenny Payne	-	-	-
Jim Larrañaga	4-4	3-3	1-1
Kevin Keatts	2-1	2-1	-
Hubert Davis	1-2	1-2	-
Mike Brey	4-2	4-1	0-1
Jeff Capel III	3-1	3-1	-
Jim Boeheim	2-2	2-2	-
Tony Bennett	2-4	2-3	0-1
Steve Forbes	8-4	2-1	6-3
<b>Total</b>	<b>34-28</b>	<b>26-19</b>	<b>8-9</b>

#### vs. Coach Young

Earl Grant	1-0 at BC
Brad Brownell	3-4 at Clemson
Jon Scheyer	0-0 at Duke
Leonard Hamilton	1-1 at Florida State
Josh Pastner	3-3 at Georgia Tech
Kenny Payne	0-0 at Louisville
Jim Larrañaga	0-1 at GMU; 4-3 at Miami
Kevin Keatts	1-2 at NC State
Hubert Davis	2-1 at UNC
Mike Brey	2-4 at Notre Dame
Jeff Capel III	1-3 at Pitt
Jim Boeheim	2-2 at Syracuse
Tony Bennett	4-2 at UVA
Steve Forbes	3-6 at ETSU; 1-2 at Wake

### ▶ COACH YOUNG: CAREER BREAKDOWN

Season	School	Overall	Conference	Finish	Postseason	Ranking	RPI/NET
2002-03	Wofford	14-15 .483	8-8 .500	T6th	-	-/-	219
2003-04	Wofford	9-20 .310	4-12 .250	T10th	-	-/-	273
2004-05	Wofford	14-14 .500	7-9 .438	8th	-	-/-	225
2005-06	Wofford	11-18 .379	6-9 .400	9th	-	-/-	287
2006-07	Wofford	10-20 .333	5-13 .278	T9th	-	-/-	295
2007-08	Wofford	16-16 .500	8-12 .400	8th	-	-/-	191
2008-09	Wofford	16-14 .533	12-8 .600	4th	-	-/-	177
2009-10	Wofford	26-9 .743	15-3 .833	1st	NCAA First Round	-/-	73
2010-11	Wofford	21-13 .618	14-4 .778	T1st	NCAA First Round	-/-	105
2011-12	Wofford	19-14 .576	12-6 .667	T2nd	CBI	-/-	178
2012-13	Wofford	13-19 .406	7-11 .389	T8th	-	-/-	253
2013-14	Wofford	20-13 .606	11-5 .688	T3rd	NCAA First Round	-/-	152
2014-15	Wofford	28-7 .800	16-2 .889	1st	NCAA First Round	RV/-	49
2015-16	Wofford	15-17 .469	11-7 .611	T3rd	-	-/-	202
2016-17	Wofford	16-17 .485	10-8 .556	T4th	-	-/-	189
2017-18	Wofford	21-13 .618	11-7 .611	T4th	CIT	-/-	141
2018-19	Wofford	30-5 .857	18-0 1.000	1st	NCAA Second Round	19/18	14
<b>Totals</b>	<b>17 Seasons</b>	<b>299-244 .551</b>	<b>175-124 .585</b>				
2019-20	Virginia Tech	16-16 .500	7-13 .350	T10th	-	-/-	92
2020-21	Virginia Tech	15-7 .682	9-4 .692	3rd	NCAA First Round	25/RV	51
2021-22	Virginia Tech	23-13 .639	11-9 .550	7th	NCAA Tournament	RV/RV	27
2022-23	Virginia Tech	0-0 .000	0-0 .000	-	-	RV/RV	-
<b>Totals</b>	<b>4 Seasons</b>	<b>54-36 .600</b>	<b>27-26 .509</b>				
<b>Overall</b>	<b>21 Seasons</b>	<b>353-280 .558</b>	<b>202-150 .574</b>				

### ▶ THE YOUNG FILE

Born	5/1/1963
Hometown	Radford, Virginia
Wife	Margaret
Children	Cooper, Davis
Education	Emory & Henry, 1986
Joined Tech Staff	4/7/2019
Years as College Head Coach	20
Years as College Coach	35

#### Coaching Career

1986-88	Assistant Coach, Emory & Henry
1988-89	Assistant Coach, Radford
1989-02	Assistant Coach, Wofford
2002-19	Head Coach, Wofford
2019-pr.	Head Coach, Virginia Tech

### ▶ ACCOMPLISHMENTS

#### Seven NCAA Tournaments

2022, 2021, 2019, 2015, 2014, 2011, 2010

#### One ACC Tournament Championship

2022

#### Five SoCon Tournament Championships

2019, 2015, 2014, 2011, 2010

#### Four SoCon Regular-Season Titles

2019, 2015, 2011, 2010

#### Two-time National Coach of the Year

2019 (Sporting News), 2010 (Hugh Durham)

#### Three AP All-America Selections

Fletcher Magee (2018-19), Karl Cochran (2014-15), Noah Dahlman (2009-10)

# O HUNTER CATTOOR

SENIOR Guard | 6-3 | 200 | M.A. in Education, Liberal Arts and Human Sciences  
Orlando, Florida | Bishop Moore



## SEASON/CAREER BESTS

### POINTS

Season -  
Career 31 vs. Duke (3/12/22)

### REBOUNDS

Season -  
Career 9 vs. Radford (11/15/21)

### ASSISTS

Season -  
Career 6 at Miami (2/26/22)

### BLOCKS

Season -  
Career 3 vs. Wake Forest (2/27/21)

### STEALS

Season -  
Career 3 (6x), last vs. Duke (3/12/22)

### MINUTES

Season -  
Career 39 at Virginia (1/12/22)

### FIELD GOALS MADE

Season -  
Career 11 vs. Duke (3/12/22)

### FIELD GOALS ATTEMPTED

Season -  
Career 16 vs. Duke (3/12/22)

### 3-PT. FIELD GOALS MADE

Season -  
Career 9 at Florida State (1/29/22)

### 3-PT. FIELD GOALS ATTEMPTED

Season -  
Career 11 at Florida State (1/29/22)

### FREE THROWS MADE

Season -  
Career 6 vs. South Florida (11/29/20)

### FREE THROWS ATTEMPTED

Season -  
Career 8 vs. South Florida (11/29/20)

## CAREER STATS

	GP-GS	MIN	AVG	FG-FGA	FG%	3FG-FGA	3FG%	FT-FTA	FT%	OFF-DEF-TOT	AVG	PF-FO	AST	TO	BLK	STL	PTS	AVG	
2019-20	31-3	629	20.3	69-165	.418	51-127	.402	14-22	.636	4-73-77	2.5	44-0	35	16	4	31	203	6.5	
2020-21	22-2	489	22.2	57-125	.456	39-90	.433	34-43	.791	2-39-41	1.9	34-1	30	26	11	20	187	8.5	
2021-22	36-36	1183	32.9	121-278	.435	83-199	.417	36-50	.720	12-131-143	4.0	80-0	73	36	6	39	361	10.0	
2022-23																			
<b>TOTAL</b>	<b>89-41</b>	<b>2301</b>	<b>25.9</b>	<b>247-568</b>	<b>.435</b>	<b>173-416</b>	<b>.416</b>	<b>84-115</b>	<b>.730</b>	<b>18-243-261</b>	<b>2.9</b>	<b>158-1</b>	<b>138</b>	<b>78</b>	<b>21</b>	<b>90</b>	<b>751</b>	<b>8.4</b>	

- 2022 ACC Tournament MVP; 31 points vs. Duke in title game. *Last name pronounced: cuh-TOUR*
- MVP of Basketball Hall of Fame Shootout vs. St. Bonaventure.
- One of Tech's top threats from three.
- Had 12 games of hitting three or more 3FGs in back-to-back seasons (2020-22).
- Reached double-figure scoring 17 times as a junior.
- Erupted for nine 3-pointers (tied single-game program record) at Florida State, which was the turning point in the Hokies' 2021-22 season.
- Originally committed to Wofford, but signed with the Hokies after Virginia Tech's hiring of Mike Young.
- Four-year letterwinner at Bishop Moore High School.
- Scored 1,420 points in high school. Was a 3-star recruit (247 Sports).
- Also played quarterback on Bishop Moore's football team.
- Wants to coach basketball when playing career is over.

## 2022-23 GAME-BY-GAME STATS

OPPONENT	DATE	ST	MIN	FG-FGA	PCT	3FG-FGA	PCT	FT-FTA	PCT	OFF	DEF	TOT	PF	A	T/O	BLK	STL	PTS	
Delaware State	11/7/22																		
Lehigh	11/10/22																		
William & Mary	11/13/22																		
vs. Old Dominion	11/17/22																		
vs. TBD	11/18/22																		
vs. TBD	11/20/22																		
Charleston Southern	11/25/22																		
Minnesota	11/28/22																		
North Carolina	12/4/22																		
Dayton	12/7/22																		
vs. Oklahoma State	12/11/22																		
Grambling State	12/17/22																		
at Boston College	12/21/22																		
at Wake Forest	12/31/22																		
Clemson	1/4/23																		
NC State	1/7/23																		
at Syracuse	1/11/23																		
at Virginia	1/18/23																		
at Clemson	1/21/23																		
Duke	1/23/23																		
Syracuse	1/28/23																		
at Miami	1/31/23																		
Virginia	2/4/23																		
Boston College	2/8/23																		
at Notre Dame	2/11/23																		
at Georgia Tech	2/15/23																		
Pitt	2/18/23																		
Miami	2/21/23																		
at Duke	2/25/23																		
at Louisville	2/28/23																		
Florida State	3/4/23																		

## PRODUCTION TRACKER

	This Season	Career
Scored 10+ Points	-	38
Scored 20+ Points	-	3
Led Tech in Scoring	-	8
Made 3+ 3FGs	-	24
Led Tech in 3FGM	-	26
Shot over 40% from 3	-	47
Had a Double-Double	-	-
Had Multiple Assists	-	39
Had Multiple Steals	-	26



# 1 RODNEY RICE

**FRESHMAN** Guard | 6-4 | 195 | Communication  
Clinton, Maryland | DeMatha Catholic



## SEASON/CAREER BESTS

### POINTS

Season -  
Career -

### REBOUNDS

Season -  
Career -

### ASSISTS

Season -  
Career -

### BLOCKS

Season -  
Career -

### STEALS

Season -  
Career -

### MINUTES

Season -  
Career -

### FIELD GOALS MADE

Season -  
Career -

### FIELD GOALS ATTEMPTED

Season -  
Career -

### 3-PT. FIELD GOALS MADE

Season -  
Career -

### 3-PT. FIELD GOALS ATTEMPTED

Season -  
Career -

### FREE THROWS MADE

Season -  
Career -

### FREE THROWS ATTEMPTED

Season -  
Career -

## CAREER STATS

	GP-GS	MIN	AVG	FG-FGA	FG%	3FG-FGA	3FG%	FT-FTA	FT%	OFF-DEF-TOT	AVG	PF-FO	AST	TO	BLK	STL	PTS	AVG	
2022-23																			
<b>TOTAL</b>																			

- Three-year letterwinner at DeMatha where he played one season under the direction of current Tech associate head coach Mike Jones.
- All-Met First Team selection in 2021-22 after leading the Stags in scoring.
- Averaged 18.5 points per game across a three-year career at DeMatha.
- Four-star recruit ranked 45th overall, third in Maryland and eighth at his position by ESPN.
- Chose the Hokies over Louisville, Alabama, Notre Dame, Georgetown and Maryland.
- Father, Rodney Rice Sr., played basketball at Richmond and led the Spiders to the Sweet 16 of the 1988 NCAA Tournament.

## 2022-23 GAME-BY-GAME STATS

OPPONENT	DATE	ST	MIN	FG-FGA	PCT	3FG-FGA	PCT	FT-FTA	PCT	OFF	DEF	TOT	PF	A	T/O	BLK	STL	PTS	
Delaware State	11/7/22																		
Lehigh	11/10/22																		
William & Mary	11/13/22																		
vs. Old Dominion	11/17/22																		
vs. TBD	11/18/22																		
vs. TBD	11/20/22																		
Charleston Southern	11/25/22																		
Minnesota	11/28/22																		
North Carolina	12/4/22																		
Dayton	12/7/22																		
vs. Oklahoma State	12/11/22																		
Grambling State	12/17/22																		
at Boston College	12/21/22																		
at Wake Forest	12/31/22																		
Clemson	1/4/23																		
NC State	1/7/23																		
at Syracuse	1/11/23																		
at Virginia	1/18/23																		
at Clemson	1/21/23																		
Duke	1/23/23																		
Syracuse	1/28/23																		
at Miami	1/31/23																		
Virginia	2/4/23																		
Boston College	2/8/23																		
at Notre Dame	2/11/23																		
at Georgia Tech	2/15/23																		
Pitt	2/18/23																		
Miami	2/21/23																		
at Duke	2/25/23																		
at Louisville	2/28/23																		
Florida State	3/4/23																		

## PRODUCTION TRACKER

	This Season
Scored 10+ Points	-
Scored 20+ Points	-
Led Tech in Scoring	-
Made multiple 3FGs	-
Led Tech in 3FGM	-
Shot over 40% from 3	-
Had a Double-Double	-
Had Multiple Assists	-
Had Multiple Steals	-





# 2 MJ COLLINS

**FRESHMAN** Guard | 6-4 | 190 | Communication  
Clover, South Carolina | Combine Academy



- A two-year letterwinner at Westminster Catawba before transferring to Combine Academy for his senior season.
- Combine ended the season ranked No. 20 in the country with a 25-5 record and a state championship in 2021-22.
- All-state, all-conference and the Male Athlete of the Year after averaging 23 points per game as a junior.
- Coached by Sim Frazier while playing for Team Curry in the summer of 2021.
- Rated the 181st-best prospect in the 2022 class on 247Sports.
- Tabbed the second-best player in the state of South Carolina and the 27th-best combo guard nationally, according to 247Sports.
- Four-star recruit and ranked 22nd at his position by ESPN.
- Chose the Hokies over Clemson, Oklahoma, Providence, South Florida and East Tennessee State.
- His sister, Reneazia, won three state championships in track.

## SEASON/CAREER BESTS

### POINTS

Season -  
Career -

### REBOUNDS

Season -  
Career -

### ASSISTS

Season -  
Career -

### BLOCKS

Season -  
Career -

### STEALS

Season -  
Career -

### MINUTES

Season -  
Career -

### FIELD GOALS MADE

Season -  
Career -

### FIELD GOALS ATTEMPTED

Season -  
Career -

### 3-PT. FIELD GOALS MADE

Season -  
Career -

### 3-PT. FIELD GOALS ATTEMPTED

Season -  
Career -

### FREE THROWS MADE

Season -  
Career -

### FREE THROWS ATTEMPTED

Season -  
Career -

## 2022-23 GAME-BY-GAME STATS

OPPONENT	DATE	ST	MIN	FG-FGA	PCT	3FG-FGA	PCT	FT-FTA	PCT	OFF	DEF	TOT	PF	A	T/O	BLK	STL	PTS	
Delaware State	11/7/22																		
Lehigh	11/10/22																		
William & Mary	11/13/22																		
vs. Old Dominion	11/17/22																		
vs. TBD	11/18/22																		
vs. TBD	11/20/22																		
Charleston Southern	11/25/22																		
Minnesota	11/28/22																		
North Carolina	12/4/22																		
Dayton	12/7/22																		
vs. Oklahoma State	12/11/22																		
Grambling State	12/17/22																		
at Boston College	12/21/22																		
at Wake Forest	12/31/22																		
Clemson	1/4/23																		
NC State	1/7/23																		
at Syracuse	1/11/23																		
at Virginia	1/18/23																		
at Clemson	1/21/23																		
Duke	1/23/23																		
Syracuse	1/28/23																		
at Miami	1/31/23																		
Virginia	2/4/23																		
Boston College	2/8/23																		
at Notre Dame	2/11/23																		
at Georgia Tech	2/15/23																		
Pitt	2/18/23																		
Miami	2/21/23																		
at Duke	2/25/23																		
at Louisville	2/28/23																		
Florida State	3/4/23																		

## PRODUCTION TRACKER

	This Season
Scored 10+ Points	-
Scored 20+ Points	-
Led Tech in Scoring	-
Made multiple 3FGs	-
Led Tech in 3FGM	-
Shot over 40% from 3	-
Had a Double-Double	-
Had Multiple Assists	-
Had Multiple Steals	-



## CAREER STATS

	GP-GS	MIN	AVG	FG-FGA	FG%	3FG-FGA	3FG%	FT-FTA	FT%	OFF-DEF-TOT	AVG	PF-FO	AST	TO	BLK	STL	PTS	AVG	
2022-23																			
TOTAL																			

# 3 SEAN PEDULLA

**SOPHOMORE** Guard | 6-1 | 195 | Sports Media and Analytics  
Edmond, Oklahoma | Edmond Memorial



## SEASON/CAREER BESTS

### POINTS

Season -  
Career 20 at Florida State (1/29/22)

### REBOUNDS

Season -  
Career 4 at Georgia Tech (2/23/22)

### ASSISTS

Season -  
Career 7 vs. Pitt (2/7/22)

### BLOCKS

Season -  
Career 1 vs. Virginia (2/14/22)

### STEALS

Season -  
Career 2 (3x), last vs. Clemson (3/9/22)

### MINUTES

Season -  
Career 23 (2x), last at Clemson (3/5/22)

### FIELD GOALS MADE

Season -  
Career 7 (2x), last at Miami (2/26/22)

### FIELD GOALS ATTEMPTED

Season -  
Career 14 at Miami (2/26/22)

### 3-PT. FIELD GOALS MADE

Season -  
Career 6 at Florida State (1/29/22)

### 3-PT. FIELD GOALS ATTEMPTED

Season -  
Career 8 at Miami (2/26/22)

### FREE THROWS MADE

Season -  
Career 10 vs. Texas (3/18/22)

### FREE THROWS ATTEMPTED

Season -  
Career 10 vs. Texas (3/18/22)

## CAREER STATS

	GP-GS	MIN	AVG	FG-FGA	FG%	3FG-FGA	3FG%	FT-FTA	FT%	OFF-DEF-TOT	AVG	PF-FO	AST	TO	BLK	STL	PTS	AVG	
2021-22	36-0	467	13.0	62-145	.428	34-76	.447	36-40	.900	6-36-42	1.2	54-2	47	31	1	21	194	5.4	
2022-23																			
<b>TOTAL</b>	<b>36-0</b>	<b>467</b>	<b>13.0</b>	<b>62-145</b>	<b>.428</b>	<b>34-76</b>	<b>.447</b>	<b>36-40</b>	<b>.900</b>	<b>6-36-42</b>	<b>1.2</b>	<b>54-2</b>	<b>47</b>	<b>31</b>	<b>1</b>	<b>21</b>	<b>194</b>	<b>5.4</b>	

- Will take over the reins at point guard following the graduation of Storm Murphy. *Last name pronounced: puh-DOOL-uh*
- Solid sharpshooter from downtown – shot over 40% from three 18 times as a freshman.
- Posted a career-high 20 points at Florida State, which was the turning point in the Hokies' 2021-22 season. He drilled 6 of 7 from long range in that game.
- Guided Edmond Memorial to three state tournaments.
- Two-time all-state selection and COAC Offensive Player of the Year that averaged 17.6 points a game as a senior.
- Rated the 165th-best prospect in the 2021 class on 247Sports.
- Tabbed the second-best player in the state of Oklahoma and the 25th-best point guard nationally, according to 247Sports.
- Chose the Hokies over Minnesota and Oklahoma State.
- One of Dominic and Bernadette Pedulla's 10 children. His siblings JJ, Edmund and Claire won state championships in high school basketball, while Brendan won a state championship in rugby.

## 2022-23 GAME-BY-GAME STATS

OPPONENT	DATE	ST	MIN	FG-FGA	PCT	3FG-FGA	PCT	FT-FTA	PCT	OFF	DEF	TOT	PF	A	T/O	BLK	STL	PTS	
Delaware State	11/7/22																		
Lehigh	11/10/22																		
William & Mary	11/13/22																		
vs. Old Dominion	11/17/22																		
vs. TBD	11/18/22																		
vs. TBD	11/20/22																		
Charleston Southern	11/25/22																		
Minnesota	11/28/22																		
North Carolina	12/4/22																		
Dayton	12/7/22																		
vs. Oklahoma State	12/11/22																		
Grambling State	12/17/22																		
at Boston College	12/21/22																		
at Wake Forest	12/31/22																		
Clemson	1/4/23																		
NC State	1/7/23																		
at Syracuse	1/11/23																		
at Virginia	1/18/23																		
at Clemson	1/21/23																		
Duke	1/23/23																		
Syracuse	1/28/23																		
at Miami	1/31/23																		
Virginia	2/4/23																		
Boston College	2/8/23																		
at Notre Dame	2/11/23																		
at Georgia Tech	2/15/23																		
Pitt	2/18/23																		
Miami	2/21/23																		
at Duke	2/25/23																		
at Louisville	2/28/23																		
Florida State	3/4/23																		

## PRODUCTION TRACKER

	This Season	Career
Scored 10+ Points	-	5
Scored 20+ Points	-	1
Led Tech in Scoring	-	1
Made 3+ 3FGs	-	4
Led Tech in 3FGM	-	4
Shot over 40% from 3	-	18
Had a Double-Double	-	-
Had Multiple Assists	-	13
Had Multiple Steals	-	3





# 4 DARREN BUCHANAN JR.

**FRESHMAN** Forward | 6-7 | 235 | Communication  
Washington, D.C. | Woodrow Wilson



## SEASON/CAREER BESTS

### POINTS

Season -  
Career -

### REBOUNDS

Season -  
Career -

### ASSISTS

Season -  
Career -

### BLOCKS

Season -  
Career -

### STEALS

Season -  
Career -

### MINUTES

Season -  
Career -

### FIELD GOALS MADE

Season -  
Career -

### FIELD GOALS ATTEMPTED

Season -  
Career -

### 3-PT. FIELD GOALS MADE

Season -  
Career -

### 3-PT. FIELD GOALS ATTEMPTED

Season -  
Career -

### FREE THROWS MADE

Season -  
Career -

### FREE THROWS ATTEMPTED

Season -  
Career -

## CAREER STATS

	GP-GS	MIN	AVG	FG-FGA	FG%	3FG-FGA	3FG%	FT-FTA	FT%	OFF-DEF-TOT	AVG	PF-FO	AST	TO	BLK	STL	PTS	AVG	
2022-23																			
TOTAL																			

- A four-year letterwinner at Woodrow Wilson in Washington, D.C. *Name pronounced: DARE-in BUH-can-in*
- 2022 D.C. Gatorade Player of the Year.
- 2022 All-Met Player of the Year.
- Two-time DCIAA Player of the Year and two-time DCIAA champion.
- Two-time all-state first team selection, All-Met first team as a senior (joining teammate Rodney Rice) and two-time DCIAA first team.
- Averaged 17 points, 10 rebounds, four assists and three steals during his four-year career at Woodrow Wilson.
- Coached by Osman Bangura and Angelo Hernandez while playing for Team Durant on the Nike EYBL circuit for three years.
- Tabbed the second-best player in Washington, D.C., and the 47th-best small forward nationally, according to 247Sports; Three-star recruit according to multiple outlets.
- Chose the Hokies over Georgetown, Rutgers, George Mason and George Washington.
- Related to former NFL tight end Vernon Davis.

## 2022-23 GAME-BY-GAME STATS

OPPONENT	DATE	ST	MIN	FG-FGA	PCT	3FG-FGA	PCT	FT-FTA	PCT	OFF	DEF	TOT	PF	A	T/O	BLK	STL	PTS	
Delaware State	11/7/22																		
Lehigh	11/10/22																		
William & Mary	11/13/22																		
vs. Old Dominion	11/17/22																		
vs. TBD	11/18/22																		
vs. TBD	11/20/22																		
Charleston Southern	11/25/22																		
Minnesota	11/28/22																		
North Carolina	12/4/22																		
Dayton	12/7/22																		
vs. Oklahoma State	12/11/22																		
Grambling State	12/17/22																		
at Boston College	12/21/22																		
at Wake Forest	12/31/22																		
Clemson	1/4/23																		
NC State	1/7/23																		
at Syracuse	1/11/23																		
at Virginia	1/18/23																		
at Clemson	1/21/23																		
Duke	1/23/23																		
Syracuse	1/28/23																		
at Miami	1/31/23																		
Virginia	2/4/23																		
Boston College	2/8/23																		
at Notre Dame	2/11/23																		
at Georgia Tech	2/15/23																		
Pitt	2/18/23																		
Miami	2/21/23																		
at Duke	2/25/23																		
at Louisville	2/28/23																		
Florida State	3/4/23																		

## PRODUCTION TRACKER

	This Season
Scored 10+ Points	-
Had 5+ Rebounds	-
Had Multiple Blocks	-
Led Tech in Blocks	-
Had Multiple Steals	-
Shot over 50% from the floor	-
Played 10+ Minutes	-
Shot 5+ Free Throws	-
Had Multiple Dunks	-



# 5 PATRICK WESSLER

**FRESHMAN** Center | 7-0 | 245 | Business Marketing  
 Matthews, North Carolina | Combine Academy



*Last name pronounced: WES-ler*

- A four-year letterwinner.
- Invited to the Allen Iverson 24K Showcase game in Memphis.
- Played his final two seasons at Combine Academy where he guided the program to a state championship in 2021-22.
- Averaged 18 points, 14 rebounds and 2.3 blocks as a senior, while Combine ended the season ranked No. 20 in the country with a 25-5 record.
- Named 2020-21 HoopState Network Sixth Man of the Year.
- Played his freshman and sophomore seasons at David W. Butler High School in Matthews, N.C.
- Southwestern 4A Conference Player of the Year.
- Completed for CC Elite on the AAU circuit.
- Rated the 148th-best prospect in the 2022 class by 247Sports; Tabbed the third-best player in the state of North Carolina and the 24th-best center nationally, according to 247Sports.
- Chose the Hokies over Providence, Southern Cal, NC State and Ole Miss.

## SEASON/CAREER BESTS

### POINTS

Season -  
 Career -

### REBOUNDS

Season -  
 Career -

### ASSISTS

Season -  
 Career -

### BLOCKS

Season -  
 Career -

### STEALS

Season -  
 Career -

### MINUTES

Season -  
 Career -

### FIELD GOALS MADE

Season -  
 Career -

### FIELD GOALS ATTEMPTED

Season -  
 Career -

### 3-PT. FIELD GOALS MADE

Season -  
 Career -

### 3-PT. FIELD GOALS ATTEMPTED

Season -  
 Career -

### FREE THROWS MADE

Season -  
 Career -

### FREE THROWS ATTEMPTED

Season -  
 Career -

## 2022-23 GAME-BY-GAME STATS

OPPONENT	DATE	ST	MIN	FG-FGA	PCT	3FG-FGA	PCT	FT-FTA	PCT	OFF	DEF	TOT	PF	A	T/O	BLK	STL	PTS	
Delaware State	11/7/22																		
Lehigh	11/10/22																		
William & Mary	11/13/22																		
vs. Old Dominion	11/17/22																		
vs. TBD	11/18/22																		
vs. TBD	11/20/22																		
Charleston Southern	11/25/22																		
Minnesota	11/28/22																		
North Carolina	12/4/22																		
Dayton	12/7/22																		
vs. Oklahoma State	12/11/22																		
Grambling State	12/17/22																		
at Boston College	12/21/22																		
at Wake Forest	12/31/22																		
Clemson	1/4/23																		
NC State	1/7/23																		
at Syracuse	1/11/23																		
at Virginia	1/18/23																		
at Clemson	1/21/23																		
Duke	1/23/23																		
Syracuse	1/28/23																		
at Miami	1/31/23																		
Virginia	2/4/23																		
Boston College	2/8/23																		
at Notre Dame	2/11/23																		
at Georgia Tech	2/15/23																		
Pitt	2/18/23																		
Miami	2/21/23																		
at Duke	2/25/23																		
at Louisville	2/28/23																		
Florida State	3/4/23																		

## PRODUCTION TRACKER

	This Season
Scored 10+ Points	-
Had 5+ Rebounds	-
Had Multiple Blocks	-
Led Tech in Blocks	-
Had Multiple Steals	-
Shot over 50% from the floor	-
Played 10+ Minutes	-
Shot 5+ Free Throws	-
Had Multiple Dunks	-



## CAREER STATS

	GP-GS	MIN	AVG	FG-FGA	FG%	3FG-FGA	3FG%	FT-FTA	FT%	OFF-DEF-TOT	AVG	PF-FO	AST	TO	BLK	STL	PTS	AVG	
2022-23																			
TOTAL																			



# 10 CAMDEN JOHNSON

**SOPHOMORE** Guard | 6-1 | 185 | Business Finance  
Waxhaw, North Carolina | Metrolina Christian Academy



## SEASON/CAREER BESTS

### POINTS

Season -  
Career 3 vs. Merrimack (11/21/21)

### REBOUNDS

Season -  
Career 1 (2x), last vs. Pitt (2/7/22)

### ASSISTS

Season -  
Career 1 vs. Saint Francis (11/18/21)

### BLOCKS

Season -  
Career -

### STEALS

Season -  
Career 1 (2x), last vs. Louisville (3/1/22)

### MINUTES

Season -  
Career 3 (2x), last vs. St. Bona. (12/17/21)

### FIELD GOALS MADE

Season -  
Career 1 vs. Merrimack (11/21/21)

### FIELD GOALS ATTEMPTED

Season -  
Career 1 (3x), last vs. Louisville (3/1/22)

### 3-PT. FIELD GOALS MADE

Season -  
Career 1 vs. Merrimack (11/21/21)

### 3-PT. FIELD GOALS ATTEMPTED

Season -  
Career 1 (2x), last vs. St. Bona. (12/17/21)

### FREE THROWS MADE

Season -  
Career -

### FREE THROWS ATTEMPTED

Season -  
Career -

## CAREER STATS

	GP-GS	MIN	AVG	FG-FGA	FG%	3FG-FGA	3FG%	FT-FTA	FT%	OFF-DEF-TOT	AVG	PF-FO	AST	TO	BLK	STL	PTS	AVG
2021-22	10-0	17	1.7	1-3	.333	1-2	.500	0-0	.000	0-2-2	0.2	1-0	1	0	0	2	3	0.3
2022-23																		
<b>TOTAL</b>	<b>10-0</b>	<b>17</b>	<b>1.7</b>	<b>1-3</b>	<b>.333</b>	<b>1-2</b>	<b>.500</b>	<b>0-0</b>	<b>.000</b>	<b>0-2-2</b>	<b>0.2</b>	<b>1-0</b>	<b>1</b>	<b>0</b>	<b>0</b>	<b>2</b>	<b>3</b>	<b>0.3</b>

- Recruited as a preferred walk-on.
- Averaged 14 points, 6.6 rebounds, 3.2 assists and 2.3 steals per game his senior season at Metrolina.
- Parents, Joey and Cindy Johnson, both attended Virginia Tech.

## 2022-23 GAME-BY-GAME STATS

OPPONENT	DATE	ST	MIN	FG-FGA	PCT	3FG-FGA	PCT	FT-FTA	PCT	OFF	DEF	TOT	PF	A	T/O	BLK	STL	PTS	
Delaware State	11/7/22																		
Lehigh	11/10/22																		
William & Mary	11/13/22																		
vs. Old Dominion	11/17/22																		
vs. TBD	11/18/22																		
vs. TBD	11/20/22																		
Charleston Southern	11/25/22																		
Minnesota	11/28/22																		
North Carolina	12/4/22																		
Dayton	12/7/22																		
vs. Oklahoma State	12/11/22																		
Grambling State	12/17/22																		
at Boston College	12/21/22																		
at Wake Forest	12/31/22																		
Clemson	1/4/23																		
NC State	1/7/23																		
at Syracuse	1/11/23																		
at Virginia	1/18/23																		
at Clemson	1/21/23																		
Duke	1/23/23																		
Syracuse	1/28/23																		
at Miami	1/31/23																		
Virginia	2/4/23																		
Boston College	2/8/23																		
at Notre Dame	2/11/23																		
at Georgia Tech	2/15/23																		
Pitt	2/18/23																		
Miami	2/21/23																		
at Duke	2/25/23																		
at Louisville	2/28/23																		
Florida State	3/4/23																		

## PRODUCTION TRACKER

	This Season	Career
Scored 5+ Points	-	-
Scored 10+ Points	-	-
Made Multiple 3FGs	-	-
Made 3+ 3FGs	-	-
Led Tech in 3FGM	-	-
Shot over 40% from 3	-	1
Played 5+ Minutes	-	-
Had Multiple Assists	-	-
Had Multiple Steals	-	-



# 11 JOHN CAMDEN

**R-FRESHMAN** Forward | 6-8 | 215 | Business Management  
 Downingtown, Pennsylvania | Memphis



## SEASON/CAREER BESTS

### POINTS

Season -  
 Career -

### REBOUNDS

Season -  
 Career 1 vs. Tennessee Tech (11/9/21)

### ASSISTS

Season -  
 Career -

### BLOCKS

Season -  
 Career -

### STEALS

Season -  
 Career -

### MINUTES

Season -  
 Career 1 vs. Tennessee Tech (11/9/21)

### FIELD GOALS MADE

Season -  
 Career -

### FIELD GOALS ATTEMPTED

Season -  
 Career -

### 3-PT. FIELD GOALS MADE

Season -  
 Career -

### 3-PT. FIELD GOALS ATTEMPTED

Season -  
 Career -

### FREE THROWS MADE

Season -  
 Career -

### FREE THROWS ATTEMPTED

Season -  
 Career -

- Will be a versatile wing for Coach Young, who can play the 3 and the 4.
- Transferred from Memphis; battled a right foot injury most of freshman season.
- Chose the Hokies over LSU during the transfer process.
- Played senior season at Brewster Academy in Wolfeboro, N.H.
- Was rated a four-star recruit and the 90th-ranked player in the nation by Rivals.
- Averaged 15.8 points per game as a junior at Archbishop Carroll (Pa.) in 2019-20.
- Father, Tex, graduated from Virginia Tech in 1993.
- Sisters, Meg and Heather, played lacrosse at Ohio State and Drexel, respectively.
- Other older sister, Anna, plays basketball at Penn State.

## 2022-23 GAME-BY-GAME STATS

OPPONENT	DATE	ST	MIN	FG-FGA	PCT	3FG-FGA	PCT	FT-FTA	PCT	OFF	DEF	TOT	PF	A	T/O	BLK	STL	PTS	
Delaware State	11/7/22																		
Lehigh	11/10/22																		
William & Mary	11/13/22																		
vs. Old Dominion	11/17/22																		
vs. TBD	11/18/22																		
vs. TBD	11/20/22																		
Charleston Southern	11/25/22																		
Minnesota	11/28/22																		
North Carolina	12/4/22																		
Dayton	12/7/22																		
vs. Oklahoma State	12/11/22																		
Grambling State	12/17/22																		
at Boston College	12/21/22																		
at Wake Forest	12/31/22																		
Clemson	1/4/23																		
NC State	1/7/23																		
at Syracuse	1/11/23																		
at Virginia	1/18/23																		
at Clemson	1/21/23																		
Duke	1/23/23																		
Syracuse	1/28/23																		
at Miami	1/31/23																		
Virginia	2/4/23																		
Boston College	2/8/23																		
at Notre Dame	2/11/23																		
at Georgia Tech	2/15/23																		
Pitt	2/18/23																		
Miami	2/21/23																		
at Duke	2/25/23																		
at Louisville	2/28/23																		
Florida State	3/4/23																		

## PRODUCTION TRACKER

	This Season	Career
Scored 5+ Points	-	-
Scored 10+ Points	-	-
Made Multiple 3FGs	-	-
Made 3+ 3FGs	-	-
Led Tech in 3FGM	-	-
Shot over 40% from 3	-	-
Played 5+ Minutes	-	-
Had Multiple Assists	-	-
Had Multiple Steals	-	-



## CAREER STATS

	GP-GS	MIN	AVG	FG-FGA	FG%	3FG-FGA	3FG%	FT-FTA	FT%	OFF-DEF-TOT	AVG	PF-FO	AST	TO	BLK	STL	PTS	AVG
2021-22	1-0	1	1.0	0-0	.000	0-0	.000	0-0	.000	0-1-1	1.0	0-0	0	0	0	0	0	0.0
2022-23																		
<b>TOTAL</b>	<b>1-0</b>	<b>1</b>	<b>1.0</b>	<b>0-0</b>	<b>.000</b>	<b>0-0</b>	<b>.000</b>	<b>0-0</b>	<b>.000</b>	<b>0-1-1</b>	<b>1.0</b>	<b>0-0</b>	<b>0</b>	<b>0</b>	<b>0</b>	<b>0</b>	<b>0</b>	<b>0.0</b>

# 13 DARIUS MADDOX

**JUNIOR** Guard | 6-5 | 180 | Sports Media and Analytics  
Bowie, Maryland | Oak Hill Academy



## SEASON/CAREER BESTS

### POINTS

Season -  
Career 20 vs. North Carolina (3/11/22)

### REBOUNDS

Season -  
Career 6 vs. North Carolina (3/11/22)

### ASSISTS

Season -  
Career 4 vs. Miami (1/26/22)

### BLOCKS

Season -  
Career 2 (2x), last vs. Miami (1/26/22)

### STEALS

Season -  
Career 3 at Florida State (1/29/22)

### MINUTES

Season -  
Career 29 vs. North Carolina (3/11/22)

### FIELD GOALS MADE

Season -  
Career 7 vs. North Carolina (3/11/22)

### FIELD GOALS ATTEMPTED

Season -  
Career 12 vs. North Carolina (3/11/22)

### 3-PT. FIELD GOALS MADE

Season -  
Career 4 vs. North Carolina (3/11/22)

### 3-PT. FIELD GOALS ATTEMPTED

Season -  
Career 5 (3x), last vs. UNC (3/11/22)

### FREE THROWS MADE

Season -  
Career 4 (2x), last vs. Cornell (12/8/21)

### FREE THROWS ATTEMPTED

Season -  
Career 4 (3x), last vs. St. Bona. (12/17/21)

- Potential to have a breakout season.
- 2022 ACC All-Tournament Second Team; dropped career-high 20 points vs. UNC in semis.
- Two game-winning 3-pointers in four games: at Miami and vs. Clemson.
- Dropped in a career-high 14 points on 4-of-8 shooting vs. Cornell; also set or tied career highs in rebounds (four), minutes played (23), field goals made (four) and free throws made (four).
- Appeared in 11 games in 2020-21, recording a season-high nine points vs. Coppin State (12/19/20).
- Rated 84th overall and the 14th-best shooting guard on 247 Sports.
- Chose the Hokies over Cincinnati, Creighton, Georgetown and Seton Hall.

## 2021-22 GAME-BY-GAME STATS

OPPONENT	DATE	ST	MIN	FG-FGA	PCT	3FG-FGA	PCT	FT-FTA	PCT	OFF DEF TOT	PF	A	T/O	BLK	STL	PTS
Delaware State	11/7/22															
Lehigh	11/10/22															
William & Mary	11/13/22															
vs. Old Dominion	11/17/22															
vs. TBD	11/18/22															
vs. TBD	11/20/22															
Charleston Southern	11/25/22															
Minnesota	11/28/22															
North Carolina	12/4/22															
Dayton	12/7/22															
vs. Oklahoma State	12/11/22															
Grambling State	12/17/22															
at Boston College	12/21/22															
at Wake Forest	12/31/22															
Clemson	1/4/23															
NC State	1/7/23															
at Syracuse	1/11/23															
at Virginia	1/18/23															
at Clemson	1/21/23															
Duke	1/23/23															
Syracuse	1/28/23															
at Miami	1/31/23															
Virginia	2/4/23															
Boston College	2/8/23															
at Notre Dame	2/11/23															
at Georgia Tech	2/15/23															
Pitt	2/18/23															
Miami	2/21/23															
at Duke	2/25/23															
at Louisville	2/28/23															
Florida State	3/4/23															

## PRODUCTION TRACKER

	This Season	Career
Scored 10+ Points	-	8
Scored 20+ Points	-	1
Led Tech in Scoring	-	2
Made 3+ 3FGs	-	6
Led Tech in 3FGM	-	5
Shot over 40% from 3	-	23
Had a Double-Double	-	-
Had Multiple Assists	-	4
Had Multiple Steals	-	1



## CAREER STATS

	GP-GS	MIN	AVG	FG-FGA	FG%	3FG-FGA	3FG%	FT-FTA	FT%	OFF-DEF-TOT	AVG	PF-FO	AST	TO	BLK	STL	PTS	AVG	
2020-21	11-0	35	3.2	3-11	.273	3-7	.429	0-0	.000	2-0-2	0.2	3-0	3	1	1	0	9	0.8	
2021-22	36-0	612	17.0	82-160	.513	40-79	.506	26-33	.788	17-52-69	1.9	42-0	19	20	8	11	230	6.4	
2022-23																			
<b>TOTAL</b>	<b>47-0</b>	<b>647</b>	<b>13.8</b>	<b>85-171</b>	<b>.497</b>	<b>43-86</b>	<b>.500</b>	<b>26-33</b>	<b>.788</b>	<b>19-52-71</b>	<b>1.5</b>	<b>45-0</b>	<b>22</b>	<b>21</b>	<b>9</b>	<b>11</b>	<b>239</b>	<b>5.1</b>	



# 14 OWYN DAWYOT

**FRESHMAN** Guard | 6-2 | 190 | Sports Media and Analytics  
Roanoke, Virginia | Cave Spring



## SEASON/CAREER BESTS

### POINTS

Season -  
Career -

### REBOUNDS

Season -  
Career -

### ASSISTS

Season -  
Career -

### BLOCKS

Season -  
Career -

### STEALS

Season -  
Career -

### MINUTES

Season -  
Career -

### FIELD GOALS MADE

Season -  
Career -

### FIELD GOALS ATTEMPTED

Season -  
Career -

### 3-PT. FIELD GOALS MADE

Season -  
Career -

### 3-PT. FIELD GOALS ATTEMPTED

Season -  
Career -

### FREE THROWS MADE

Season -  
Career -

### FREE THROWS ATTEMPTED

Season -  
Career -

## CAREER STATS

	GP-GS	MIN	AVG	FG-FGA	FG%	3FG-FGA	3FG%	FT-FTA	FT%	OFF-DEF-TOT	AVG	PF-FO	AST	TO	BLK	STL	PTS	AVG	
2022-23																			
TOTAL																			

- Recruited as a preferred walk-on. *Name pronounced: OWE-in DOY-yacht*
- VHSCA Class 3 State Co-Player of the Year as a senior.
- Led Cave Spring to the 2022 VHSL Class 3 state title, knocking down the game-winning free throw for a 76-75 victory over Petersburg.
- Scored a game-high 29 points in that state final.
- Averaged 16.2 points, 4.5 rebounds, 2.1 assists, and 2.3 steals per game in 2021-22.
- Earned First-Team All-District, First-Team All-Region and First-Team All-State as a senior.
- Transferred from Salem to Cave Spring for his senior season.
- Set the Cave Spring record for wins in a season with 29 during the 2021-22 campaign.
- Grandfather, Peter Dawyot, played football at Virginia Tech.

## 2022-23 GAME-BY-GAME STATS

OPPONENT	DATE	ST	MIN	FG-FGA	PCT	3FG-FGA	PCT	FT-FTA	PCT	OFF	DEF	TOT	PF	A	T/O	BLK	STL	PTS	
Delaware State	11/7/22																		
Lehigh	11/10/22																		
William & Mary	11/13/22																		
vs. Old Dominion	11/17/22																		
vs. TBD	11/18/22																		
vs. TBD	11/20/22																		
Charleston Southern	11/25/22																		
Minnesota	11/28/22																		
North Carolina	12/4/22																		
Dayton	12/7/22																		
vs. Oklahoma State	12/11/22																		
Grambling State	12/17/22																		
at Boston College	12/21/22																		
at Wake Forest	12/31/22																		
Clemson	1/4/23																		
NC State	1/7/23																		
at Syracuse	1/11/23																		
at Virginia	1/18/23																		
at Clemson	1/21/23																		
Duke	1/23/23																		
Syracuse	1/28/23																		
at Miami	1/31/23																		
Virginia	2/4/23																		
Boston College	2/8/23																		
at Notre Dame	2/11/23																		
at Georgia Tech	2/15/23																		
Pitt	2/18/23																		
Miami	2/21/23																		
at Duke	2/25/23																		
at Louisville	2/28/23																		
Florida State	3/4/23																		

## PRODUCTION TRACKER

	This Season
Scored 10+ Points	-
Had 5+ Rebounds	-
Had Multiple Blocks	-
Led Tech in Blocks	-
Had Multiple Steals	-
Shot over 50% from the floor	-
Played 10+ Minutes	-
Shot 5+ Free Throws	-
Had Multiple Dunks	-



# 15 LYNN KIDD

JUNIOR Center | 6-10 | 235 | Sociology  
Gainesville, Florida | Clemson



## SEASON/CAREER BESTS

### POINTS

Season -  
Career 4 vs. Florida State (1/23/21)

### REBOUNDS

Season -  
Career 4 vs. South Carolina State (12/2/20)

### ASSISTS

Season -  
Career 1 vs. Mississippi State (11/25/20)

### BLOCKS

Season -  
Career 2 vs. South Carolina State (12/2/20)

### STEALS

Season -  
Career -

### MINUTES

Season -  
Career 12 vs. South Carolina State (12/2/20)

### FIELD GOALS MADE

Season -  
Career 1 (5x), last vs. Duke (3/12/22)

### FIELD GOALS ATTEMPTED

Season -  
Career 5 vs. South Carolina State (12/2/20)

### 3-PT. FIELD GOALS MADE

Season -  
Career -

### 3-PT. FIELD GOALS ATTEMPTED

Season -  
Career -

### FREE THROWS MADE

Season -  
Career 2 (2x), last vs. Florida State (1/23/21)

### FREE THROWS ATTEMPTED

Season -  
Career 2 (2x), last vs. Florida State (1/23/21)

## CAREER STATS

	GP-GS	MIN	AVG	FG-FGA	FG%	3FG-FGA	3FG%	FT-FTA	FT%	OFF-DEF-TOT	AVG	PF-FO	AST	TO	BLK	STL	PTS	AVG
2020-21	7-0	33	4.7	2-6	.333	0-0	.000	4-4	1.000	4-3-7	1.0	6-0	1	2	2	0	8	1.1
2021-22	10-0	25	2.5	3-8	.375	0-0	.000	1-1	1.000	6-5-11	1.1	0-0	0	3	2	0	7	0.7
2022-23																		
<b>TOTAL</b>	<b>17-0</b>	<b>58</b>	<b>3.4</b>	<b>5-14</b>	<b>.357</b>	<b>0-0</b>	<b>.000</b>	<b>5-5</b>	<b>1.000</b>	<b>10-8-18</b>	<b>1.1</b>	<b>6-0</b>	<b>1</b>	<b>5</b>	<b>4</b>	<b>0</b>	<b>15</b>	<b>0.9</b>

- Look for increased production in his second season as a Hokie.
- Played in seven games, totaling eight points in 33 minutes of action as a freshman at Clemson.
- Reclassified from the 2021 recruiting class to 2020.
- No. 77 overall prospect on ESPN's Top-100 list of high school juniors; four-star recruit.
- Chose Clemson over Virginia Tech, Miami, Wake Forest, Auburn and Florida during his initial recruitment.

## 2022-23 GAME-BY-GAME STATS

OPPONENT	DATE	ST	MIN	FG-FGA	PCT	3FG-FGA	PCT	FT-FTA	PCT	OFF	DEF	TOT	PF	A	T/O	BLK	STL	PTS	
Delaware State	11/7/22																		
Lehigh	11/10/22																		
William & Mary	11/13/22																		
vs. Old Dominion	11/17/22																		
vs. TBD	11/18/22																		
vs. TBD	11/20/22																		
Charleston Southern	11/25/22																		
Minnesota	11/28/22																		
North Carolina	12/4/22																		
Dayton	12/7/22																		
vs. Oklahoma State	12/11/22																		
Grambling State	12/17/22																		
at Boston College	12/21/22																		
at Wake Forest	12/31/22																		
Clemson	1/4/23																		
NC State	1/7/23																		
at Syracuse	1/11/23																		
at Virginia	1/18/23																		
at Clemson	1/21/23																		
Duke	1/23/23																		
Syracuse	1/28/23																		
at Miami	1/31/23																		
Virginia	2/4/23																		
Boston College	2/8/23																		
at Notre Dame	2/11/23																		
at Georgia Tech	2/15/23																		
Pitt	2/18/23																		
Miami	2/21/23																		
at Duke	2/25/23																		
at Louisville	2/28/23																		
Florida State	3/4/23																		

## PRODUCTION TRACKER

	This Season	Career
Scored 10+ Points	-	-
Had 10+ Rebounds	-	-
Had Multiple Blocks	-	1
Led Tech in Blocks	-	-
Had Multiple Steals	-	-
Shot over 50% from the floor	-	3
Played 10+ Minutes	-	1
Shot 5+ Free Throws	-	-
Had Multiple Dunks	-	-



# 21 GRANT BASILE

**GRADUATE STUDENT** Forward | 6-9 | 235 | Agricultural and Life Sciences  
Pewaukee, Wisconsin | Wright State



## SEASON/CAREER BESTS

### POINTS

Season -  
Career 37 at Marshall (11/12/21)

### REBOUNDS

Season -  
Career 16 at NC State (12/21/21)

### ASSISTS

Season -  
Career 4 (6x), last at UIC (1/22/22)

### BLOCKS

Season -  
Career 4 (4x), last vs. Cleveland St. (3/7/22)

### STEALS

Season -  
Career 5 vs. Cleveland State (1/28/22)

### MINUTES

Season -  
Career 40 at Robert Morris (1/13/22)

### FIELD GOALS MADE

Season -  
Career 13 vs. Robert Morris (1/29/21)

### FIELD GOALS ATTEMPTED

Season -  
Career 25 vs. Youngstown St. (2/24/22)

### 3-PT. FIELD GOALS MADE

Season -  
Career 3 (5x), last vs. Arizona (3/18/22)

### 3-PT. FIELD GOALS ATTEMPTED

Season -  
Career 9 vs. Arizona (3/18/22)

### FREE THROWS MADE

Season -  
Career 12 (2x), last at Marshall (11/12/21)

### FREE THROWS ATTEMPTED

Season -  
Career 15 vs. Milwaukee (3/2/21)

## CAREER STATS

	GP-GS	MIN	AVG	FG-FGA	FG%	3FG-FGA	3FG%	FT-FTA	FT%	OFF-DEF-TOT	AVG	PF-FO	AST	TO	BLK	STL	PTS	AVG
2018-19	3-0	18	6.0	1-2	.500	0-0	.000	2-6	.333	1-2-3	1.0	5-0	0	2	0	1	4	1.3
2019-20	32-5	458	14.3	74-151	.490	3-21	.143	48-69	.696	44-93-137	4.3	63-1	25	48	29	11	199	6.2
2020-21	24-15	649	27.0	137-222	.617	20-42	.476	67-101	.663	52-117-169	7.0	52-1	41	43	39	13	361	15.0
2021-22	36-36	1172	32.6	247-496	.498	39-138	.283	131-167	.784	93-214-307	8.5	101-4	72	107	59	34	664	18.4
2022-23																		
<b>TOTAL</b>	<b>95-56</b>	<b>2297</b>	<b>24.2</b>	<b>459-871</b>	<b>.527</b>	<b>62-201</b>	<b>.308</b>	<b>248-343</b>	<b>.723</b>	<b>190-426-616</b>	<b>6.5</b>	<b>221-6</b>	<b>138</b>	<b>200</b>	<b>127</b>	<b>59</b>	<b>1228</b>	<b>12.9</b>

- Versatile forward who will play the 4 and the 5. *Last name pronounced: buh-SEAL-ee*
- Two-time All-Horizon League second team selection.
- Tallied 1,228 career points and 616 career rebounds.
- Averaged 12.9 points and 6.5 rebounds per game for his career as a Raider.
- Recorded 16 career double-doubles, including 11 in his final season at Wright State.
- Tallied 18.4 points per game in 2021-22.
- Connected on 47.6% of his 3-point attempts in 2020-21.
- Earned his bachelor's degree in accounting in December 2021.
- Chose the Hokies over Notre Dame, Wisconsin and Iowa State.
- Currently working on his master's degree from Virginia Tech's OMALS program.

## 2022-23 GAME-BY-GAME STATS

OPPONENT	DATE	ST	MIN	FG-FGA	PCT	3FG-FGA	PCT	FT-FTA	PCT	OFF DEF TOT	PF	A	T/O	BLK	STL	PTS
Delaware State	11/7/22															
Lehigh	11/10/22															
William & Mary	11/13/22															
vs. Old Dominion	11/17/22															
vs. TBD	11/18/22															
vs. TBD	11/20/22															
Charleston Southern	11/25/22															
Minnesota	11/28/22															
North Carolina	12/4/22															
Dayton	12/7/22															
vs. Oklahoma State	12/11/22															
Grambling State	12/17/22															
at Boston College	12/21/22															
at Wake Forest	12/31/22															
Clemson	1/4/23															
NC State	1/7/23															
at Syracuse	1/11/23															
at Virginia	1/18/23															
at Clemson	1/21/23															
Duke	1/23/23															
Syracuse	1/28/23															
at Miami	1/31/23															
Virginia	2/4/23															
Boston College	2/8/23															
at Notre Dame	2/11/23															
at Georgia Tech	2/15/23															
Pitt	2/18/23															
Miami	2/21/23															
at Duke	2/25/23															
at Louisville	2/28/23															
Florida State	3/4/23															

## PRODUCTION TRACKER

	This Season	Career
Scored 10+ Points	-	58
Scored 20+ Points	-	23
Led Tech in Scoring	-	-
Had 10+ Rebounds	-	19
Led Tech in Rebounding	-	-
Had a Double-Double	-	16
Shot over 50% from the floor	-	58
Made 3+ 3FGs	-	5
Shot 5+ Free Throws	-	27





# 25 JUSTYN MUTTS

**SENIOR** Forward | 6-7 | 220 | Human Development (2nd undergrad degree)  
Millville, New Jersey | Delaware



## SEASON/CAREER BESTS

### POINTS

Season -  
Career 30 at Hofstra (1/23/20)

### REBOUNDS

Season -  
Career 16 vs. UMES (11/29/19)

### ASSISTS

Season -  
Career 11 vs. Syracuse (2/12/22)

### BLOCKS

Season -  
Career 4 (4x), last at Miami (2/26/22)

### STEALS

Season -  
Career 5 (2x), last at Pitt (2/5/22)

### MINUTES

Season -  
Career 39 (2x), last at Miami (2/6/21)

### FIELD GOALS MADE

Season -  
Career 14 at Hofstra (1/23/20)

### FIELD GOALS ATTEMPTED

Season -  
Career 17 at Hofstra (1/23/20)

### 3-PT. FIELD GOALS MADE

Season -  
Career 3 (2x), last vs. North Carolina (3/11/21)

### 3-PT. FIELD GOALS ATTEMPTED

Season -  
Career 5 (3x), last vs. North Carolina (3/11/21)

### FREE THROWS MADE

Season -  
Career 8 vs. UMES (11/29/19)

### FREE THROWS ATTEMPTED

Season -  
Career 8 (3x), last vs. Columbia (12/2/19)

## CAREER STATS

	GP-GS	MIN	AVG	FG-FGA	FG%	3FG-FGA	3FG%	FT-FTA	FT%	OFF-DEF-TOT	AVG	PF-FO	AST	TO	BLK	STL	PTS	AVG
2017-18	28-18	568	20.3	71-132	.538	0-1	.000	26-47	.553	38-74-112	4.0	86-2	39	42	32	30	168	6.0
2019-20	33-32	1046	31.7	162-301	.538	2-18	.111	75-102	.735	66-210-276	8.4	110-7	72	82	34	44	401	12.2
2020-21	22-21	651	29.6	83-162	.512	15-45	.333	27-53	.509	37-104-141	6.4	62-2	49	51	17	13	208	9.5
2021-22	36-36	1075	29.9	146-272	.537	16-48	.333	56-83	.675	83-181-264	7.3	96-0	123	97	34	43	364	10.1
2022-23																		
<b>TOTAL</b>	<b>119-107</b>	<b>3340</b>	<b>28.1</b>	<b>462-867</b>	<b>.533</b>	<b>33-112</b>	<b>.295</b>	<b>184-285</b>	<b>.646</b>	<b>224-569-793</b>	<b>6.7</b>	<b>354-11</b>	<b>283</b>	<b>272</b>	<b>117</b>	<b>130</b>	<b>1141</b>	<b>9.6</b>

*First name pronounced: JUST-in*

- Preseason All-ACC Second Team.
- 2021-22 Skip Prosser Award winner.
- Started all 36 games he played in last season.
- Reached double-figure scoring 17 times in his second season as a Hokie.
- ACC All-Academic Team member in 2020-21.
- At Delaware, led the Blue Hens in rebounding and was fifth in the CAA in rebounds per game with 8.4 in 2019-20.
- Second on the team in points per game (12.2) and turned in 11 double-doubles - the third most in the CAA.
- Had 19 double-digit scoring outings and 13 double-figure rebounding efforts in 2019-20.
- Sat out the 2018-19 season due to NCAA transfer policy.
- As a freshman at High Point, Big South All-Freshman Team honoree.
- Chose the Hokies over Mississippi State and Houston.
- Earned his master's degree from Virginia Tech's OMALS program in May 2021 and his second graduate degree in educational psychology in May 2022.

## 2022-23 GAME-BY-GAME STATS

OPPONENT	DATE	ST	MIN	FG-FGA	PCT	3FG-FGA	PCT	FT-FTA	PCT	OFF	DEF	TOT	PF	A	T/O	BLK	STL	PTS	
Delaware State	11/7/22																		
Lehigh	11/10/22																		
William & Mary	11/13/22																		
vs. Old Dominion	11/17/22																		
vs. TBD	11/18/22																		
vs. TBD	11/20/22																		
Charleston Southern	11/25/22																		
Minnesota	11/28/22																		
North Carolina	12/4/22																		
Dayton	12/7/22																		
vs. Oklahoma State	12/11/22																		
Grambling State	12/17/22																		
at Boston College	12/21/22																		
at Wake Forest	12/31/22																		
Clemson	1/4/23																		
NC State	1/7/23																		
at Syracuse	1/11/23																		
at Virginia	1/18/23																		
at Clemson	1/21/23																		
Duke	1/23/23																		
Syracuse	1/28/23																		
at Miami	1/31/23																		
Virginia	2/4/23																		
Boston College	2/8/23																		
at Notre Dame	2/11/23																		
at Georgia Tech	2/15/23																		
Pitt	2/18/23																		
Miami	2/21/23																		
at Duke	2/25/23																		
at Louisville	2/28/23																		
Florida State	3/4/23																		

## PRODUCTION TRACKER

	This Season	Career
Scored 10+ Points	-	50
Scored 20+ Points	-	9
Led Tech in Scoring	-	6
Had 10+ Rebounds	-	24
Led Tech in Rebounding	-	25
Had a Double-Double	-	16
Shot over 50% from the floor	-	73
Made 3+ 3FGs	-	2
Shot 5+ Free Throws	-	21



# 33 MICHAEL WARD

**FRESHMAN** Guard | 6-2 | 175 | Business  
Bethesda, Maryland | Walt Whitman



### SEASON/CAREER BESTS

#### POINTS

Season -  
Career -

#### REBOUNDS

Season -  
Career -

#### ASSISTS

Season -  
Career -

#### BLOCKS

Season -  
Career -

#### STEALS

Season -  
Career -

#### MINUTES

Season -  
Career -

#### FIELD GOALS MADE

Season -  
Career -

#### FIELD GOALS ATTEMPTED

Season -  
Career -

#### 3-PT. FIELD GOALS MADE

Season -  
Career -

#### 3-PT. FIELD GOALS ATTEMPTED

Season -  
Career -

#### FREE THROWS MADE

Season -  
Career -

#### FREE THROWS ATTEMPTED

Season -  
Career -

### CAREER STATS

	GP-GS	MIN	AVG	FG-FGA	FG%	3FG-FGA	3FG%	FT-FTA	FT%	OFF-DEF-TOT	AVG	PF-FO	AST	TO	BLK	STL	PTS	AVG	
2022-23																			
TOTAL																			

- Recruited as a preferred walk-on.
- Averaged 15.1 points, 5.7 rebounds, 1.9 assists, and 1.4 steals per game for Whitman in 2021-22.
- Shot 38% from 3-point range (57-149) and helped lead the Vikings to a 13-9 overall record and a berth in the 4A West Regional semifinals.
- Named First-Team 4A South Division and to the Montgomery County 4A South All-Division Team.

### 2022-23 GAME-BY-GAME STATS

OPPONENT	DATE	ST	MIN	FG-FGA	PCT	3FG-FGA	PCT	FT-FTA	PCT	OFF	DEF	TOT	PF	A	T/O	BLK	STL	PTS	
Delaware State	11/7/22																		
Lehigh	11/10/22																		
William & Mary	11/13/22																		
vs. Old Dominion	11/17/22																		
vs. TBD	11/18/22																		
vs. TBD	11/20/22																		
Charleston Southern	11/25/22																		
Minnesota	11/28/22																		
North Carolina	12/4/22																		
Dayton	12/7/22																		
vs. Oklahoma State	12/11/22																		
Grambling State	12/17/22																		
at Boston College	12/21/22																		
at Wake Forest	12/31/22																		
Clemson	1/4/23																		
NC State	1/7/23																		
at Syracuse	1/11/23																		
at Virginia	1/18/23																		
at Clemson	1/21/23																		
Duke	1/23/23																		
Syracuse	1/28/23																		
at Miami	1/31/23																		
Virginia	2/4/23																		
Boston College	2/8/23																		
at Notre Dame	2/11/23																		
at Georgia Tech	2/15/23																		
Pitt	2/18/23																		
Miami	2/21/23																		
at Duke	2/25/23																		
at Louisville	2/28/23																		
Florida State	3/4/23																		

### PRODUCTION TRACKER

	This Season
Scored 10+ Points	-
Had 5+ Rebounds	-
Had Multiple Blocks	-
Led Tech in Blocks	-
Had Multiple Steals	-
Shot over 50% from the floor	-
Played 10+ Minutes	-
Shot 5+ Free Throws	-
Had Multiple Dunks	-



# 34 MYLYJAE POTEA

**JUNIOR** Forward | 6-9 | 265 | Sociology  
Reidsville, North Carolina | Rice



## SEASON/CAREER BESTS

### POINTS

Season -  
Career 18 vs. UAB (1/8/22)

### REBOUNDS

Season -  
Career 11 vs. Ohio (3/19/22)

### ASSISTS

Season -  
Career 3 vs. Jarvis Christian (2/8/22)

### BLOCKS

Season -  
Career 1 (12x), last vs. North Texas (3/10/22)

### STEALS

Season -  
Career 2 at Western Kentucky (2/13/21)

### MINUTES

Season -  
Career 24 (2x), last vs. UAB (2/17/22)

### FIELD GOALS MADE

Season -  
Career 7 at Western Kentucky (1/13/22)

### FIELD GOALS ATTEMPTED

Season -  
Career 10 at Western Kentucky (1/13/22)

### 3-PT. FIELD GOALS MADE

Season -  
Career -

### 3-PT. FIELD GOALS ATTEMPTED

Season -  
Career 1 at UAB (1/23/21)

### FREE THROWS MADE

Season -  
Career 9 at Louisiana Tech (1/27/22)

### FREE THROWS ATTEMPTED

Season -  
Career 10 at Louisiana Tech (1/27/22)

## CAREER STATS

	GP-GS	MIN	AVG	FG-FGA	FG%	3FG-FGA	3FG%	FT-FTA	FT%	OFF-DEF-TOT	AVG	PF-FO	AST	TO	BLK	STL	PTS	AVG
2020-21	13-0	131	10.1	19-29	.655	0-1	.000	20-25	.800	11-24-35	2.7	25-0	6	15	4	3	58	4.5
2021-22	33-3	456	13.8	93-150	.620	0-0	.000	67-99	.677	58-79-137	4.2	67-1	12	40	8	4	253	7.7
2022-23																		
<b>TOTAL</b>	<b>46-3</b>	<b>587</b>	<b>12.8</b>	<b>112-179</b>	<b>.626</b>	<b>0-1</b>	<b>.000</b>	<b>87-124</b>	<b>.702</b>	<b>69-103-172</b>	<b>3.7</b>	<b>92-1</b>	<b>18</b>	<b>55</b>	<b>12</b>	<b>7</b>	<b>311</b>	<b>6.8</b>

- Has drawn high praise from Coach Young since arriving in Blacksburg – credits his footwork and hands. *Name pronounced: muh-LIE-juhl POH-teet*
- Tallied 311 career points and 172 career rebounds.
- Averaged 6.8 points and 3.7 rebounds per game for his career as an Owl.
- Recorded a pair of double-doubles in 2021-22.
- Connected on 70.2% (87-124) of his attempts from the floor in two seasons at Rice.
- One of five players to play all 33 games for the Owls in 2021-22.
- His 62.0 field-goal percentage was the seventh-highest in a season in program history in 2021-22.
- Reached double-figure scoring 14 times in 2021-22, leading the Owls in scoring and rebounding five times.

## 2022-23 GAME-BY-GAME STATS

OPPONENT	DATE	ST	MIN	FG-FGA	PCT	3FG-FGA	PCT	FT-FTA	PCT	OFF	DEF	TOT	PF	A	T/O	BLK	STL	PTS	
Delaware State	11/7/22																		
Lehigh	11/10/22																		
William & Mary	11/13/22																		
vs. Old Dominion	11/17/22																		
vs. TBD	11/18/22																		
vs. TBD	11/20/22																		
Charleston Southern	11/25/22																		
Minnesota	11/28/22																		
North Carolina	12/4/22																		
Dayton	12/7/22																		
vs. Oklahoma State	12/11/22																		
Grambling State	12/17/22																		
at Boston College	12/21/22																		
at Wake Forest	12/31/22																		
Clemson	1/4/23																		
NC State	1/7/23																		
at Syracuse	1/11/23																		
at Virginia	1/18/23																		
at Clemson	1/21/23																		
Duke	1/23/23																		
Syracuse	1/28/23																		
at Miami	1/31/23																		
Virginia	2/4/23																		
Boston College	2/8/23																		
at Notre Dame	2/11/23																		
at Georgia Tech	2/15/23																		
Pitt	2/18/23																		
Miami	2/21/23																		
at Duke	2/25/23																		
at Louisville	2/28/23																		
Florida State	3/4/23																		

## PRODUCTION TRACKER

	This Season	Career
Scored 10+ Points	-	16
Had 10+ Rebounds	-	2
Had Multiple Blocks	-	-
Led Tech in Blocks	-	-
Had Multiple Steals	-	1
Shot over 50% from the floor	-	28
Played 10+ Minutes	-	34
Shot 5+ Free Throws	-	5
Had Multiple Dunks	-	-





# VIRGINIA TECH MEN'S BASKETBALL

## COMBINED TEAM STATS

### Game Records

Record	Overall	Home	Away	Neutral
ALL GAMES	23-13	11-4	7-6	5-3
CONFERENCE	11-9	6-4	5-5	0-0
NON-CONFERENCE	12-4	5-0	2-1	5-3

### Score by Periods

Team	1st	2nd	OT	TOT
Virginia Tech	1256	1283	10	2549
Opponents	1056	1196	9	2261

### Team Box Score

No.	Player				Total		3-Point		F-Throw		Rebounds								PTS	AVG		
		GP-GS	MIN	AVG	FG-FGA	FG%	3FG-3FGA	3FG%	FT-FTA	FT%	OFF	DEF	TOT	AVG	PF	DQ	A	TO			BLK	STL
22	ALUMA, Keve	36-36	1111:33	30.9	220-409	.538	25-75	.333	102-130	.785	72	163	235	6.5	83	1	69	65	33	27	567	15.8
25	MUTTS, Justyn	36-36	1071:56	29.8	146-272	.537	16-48	.333	56-83	.675	84	181	265	7.4	96	0	123	97	34	43	364	10.1
0	CATTOOR, Hunter	36-36	1183:22	32.9	121-278	.435	83-199	.417	36-50	.720	12	131	143	4.0	80	0	73	36	6	39	361	10.0
4	ALLEYNE, Nahiem	36-36	1120:50	31.1	116-305	.380	62-166	.373	52-61	.852	4	97	101	2.8	53	0	53	41	1	24	346	9.6
5	MURPHY, Storm	36-36	967:15	26.9	107-247	.433	53-148	.358	21-28	.750	10	60	70	1.9	53	0	103	59	0	15	288	8.0
13	MADDOX, Darius	36-0	613:06	17.0	82-160	.513	40-79	.506	26-33	.788	17	52	69	1.9	42	0	19	20	8	11	230	6.4
3	PEDULLA, Sean	36-0	463:52	12.9	62-145	.428	34-76	.447	36-40	.900	6	36	42	1.2	54	2	47	31	1	21	194	5.4
1	N'GUESSAN, David	36-0	483:02	13.4	52-107	.486	4-15	.267	24-45	.533	32	66	98	2.7	56	0	24	17	22	10	132	3.7
21	OJIAKO, John	20-0	125:17	6.3	19-32	.594	0-0	.000	9-11	.818	19	19	38	1.9	14	0	2	7	7	0	47	2.4
11	HAYNES, Jalen	9-0	24:32	2.7	3-7	.429	0-0	.000	1-3	.333	3	2	5	0.6	2	0	0	2	0	0	7	0.8
15	KIDD, Lynn	10-0	24:39	2.5	3-8	.375	0-0	.000	1-1	1.000	6	5	11	1.1	0	0	0	3	2	0	7	0.7
14	VARGA, Ben	9-0	17:11	1.9	1-8	.125	1-6	.167	0-0	.000	0	0	0	0.0	1	0	1	0	0	0	3	0.3
10	JOHNSON, Camden	10-0	18:27	1.8	1-3	.333	1-2	.500	0-0	.000	0	2	2	0.2	1	0	1	0	0	2	3	0.3
Team											40	33	73					13				
<b>Total</b>		<b>36</b>	<b>7225</b>		<b>933-1981</b>	<b>.471</b>	<b>319-814</b>	<b>.392</b>	<b>364-485</b>	<b>.751</b>	<b>305</b>	<b>847</b>	<b>1152</b>	<b>32.0</b>	<b>535</b>	<b>3</b>	<b>515</b>	<b>391</b>	<b>114</b>	<b>192</b>	<b>2549</b>	<b>70.8</b>
<b>Opponents</b>		<b>36</b>	<b>7225</b>		<b>831-1933</b>	<b>.430</b>	<b>230-713</b>	<b>.323</b>	<b>369-495</b>	<b>.745</b>	<b>301</b>	<b>790</b>	<b>1091</b>	<b>30.3</b>	<b>535</b>	<b>9</b>	<b>424</b>	<b>429</b>	<b>109</b>	<b>228</b>	<b>2261</b>	<b>62.8</b>

### Team Statistics

	HOKIES	OPP
<b>Scoring</b>	<b>2549</b>	<b>2261</b>
Points per game	70.8	62.8
Scoring margin	+8.0	-
<b>Field goals-att</b>	<b>933-1981</b>	<b>831-1933</b>
Field goal pct	.471	.430
<b>3 point fg-att</b>	<b>319-814</b>	<b>230-713</b>
3-point FG pct	.392	.323
3-pt FG made per game	8.9	6.4
<b>Free throws-att</b>	<b>364-485</b>	<b>369-495</b>
Free throw pct	.751	.745
F-Throws made per game	10.1	10.3
<b>Rebounds</b>	<b>1152</b>	<b>1091</b>
Rebounds per game	32.0	30.3
Rebounding margin	+1.7	-
<b>Assists</b>	<b>515</b>	<b>424</b>
Assists per game	14.3	11.8
<b>Turnovers</b>	<b>391</b>	<b>429</b>
Turnovers per game	10.9	11.9
Turnover margin	+1.1	-
Assist/turnover ratio	1.3	1.0
<b>Steals</b>	<b>192</b>	<b>228</b>
Steals per game	5.3	6.3
<b>Blocks</b>	<b>114</b>	<b>109</b>
Blocks per game	3.2	3.0
<b>Winning streak</b>	<b>0</b>	<b>-</b>
Home win streak	1	-
<b>Attendance</b>	<b>114274</b>	<b>131880</b>
Home games-Avg/Game	15-7618	13-10145
Neutral site-Avg/Game	-	8-9779

### Team Results

Date	Opponent		Score	Att.
11/09/2021	Maine	W	82-47	6473
11/12/2021	at Navy	W	77-57	4784
11/15/2021	Radford	W	65-39	6835
11/18/2021	Saint Francis (PA)	W	85-55	6437
11/21/2021	Merrimack	W	72-43	4730
11/24/2021	vs Memphis	L	61-69	2804
11/26/2021	vs Xavier	L	58-59	0
12/01/2021	at Maryland	W	62-58	15988
12/04/2021	Wake Forest	L	61-80	8925
12/08/2021	Cornell	W	93-60	6403
12/12/2021	at Dayton	L	57-62	13407
12/17/2021	vs St. Bonaventure	W	86-49	0
12/22/2021	at Duke	L	65-76	9314
01/04/2022	NC State	L	63-68	5148
01/12/2022	at Virginia	L	52-54	13573
01/15/2022	Notre Dame	W	79-73	8925
01/19/2022	at NC State	W	62-59	13286
01/22/2022	at Boston College	L	63-68	4714
01/24/2022	at North Carolina	L	68-78	19357
01/26/2022	Miami (FL)	L	75-78	7086
01/29/2022	at Florida St.	W	85-72	11500
02/02/2022	Georgia Tech	W	81-66	6887
02/05/2022	at Pittsburgh	W	76-71	8533
02/07/2022	Pittsburgh	W	74-47	8925
02/12/2022	Syracuse	W	71-59	8925
02/14/2022	Virginia	W	62-53	9825
02/19/2022	North Carolina	L	57-65	9825
02/23/2022	at Georgia Tech	W	62-58	4150
02/26/2022	at Miami (FL)	W	71-70	5979
03/01/2022	Louisville	W	75-43	8925
03/05/2022	at Clemson	L	59-63	7295
03/09/2022	vs Clemson	Wot	76-75	8174
03/10/2022	vs Notre Dame	W	87-80	15994
03/11/2022	vs North Carolina	W	72-59	15994
03/12/2022	vs Duke	W	82-67	17764
03/18/2022	vs Texas	L	73-81	17500

# VIRGINIA TECH MEN'S BASKETBALL

## TEAM GAME-BY-GAME

Opponent	Date	Score	W	Total		3-Pointers		Free throws		Rebounds				PF	A	TO	BLK	STL	PTS	AVG
				FG-FGA	PCT	3FG-3FGA	PCT	FT-FTA	PCT	OFF	DEF	TOT	AVG							
Maine	11/09/2021	82-47	W	35-66	.530	9-21	.429	3-5	.600	9	26	35	35.0	11	18	8	3	4	82	82.0
at Navy	11/12/2021	77-57	W	27-54	.500	8-19	.421	15-19	.789	8	27	35	35.0	17	14	9	2	5	77	79.5
Radford	11/15/2021	65-39	W	25-58	.431	10-23	.435	5-6	.833	7	34	41	37.0	14	10	15	3	7	65	74.7
Saint Francis (PA)	11/18/2021	85-55	W	31-60	.517	7-20	.350	16-20	.800	10	32	42	38.3	14	14	8	4	6	85	77.3
Merrimack	11/21/2021	72-43	W	27-49	.551	11-23	.478	7-12	.583	7	25	32	37.0	9	15	12	5	5	72	76.2
vs Memphis	11/24/2021	61-69	L	19-56	.339	7-21	.333	16-22	.727	9	24	33	36.3	20	10	13	0	8	61	73.7
vs Xavier	11/26/2021	58-59	L	22-54	.407	8-23	.348	6-10	.600	5	23	28	35.1	12	14	8	1	4	58	71.4
at Maryland	12/01/2021	62-58	W	23-60	.383	9-20	.450	7-12	.583	11	22	33	34.9	15	15	8	4	6	62	70.3
Wake Forest	12/04/2021	61-80	L	23-56	.411	8-27	.296	7-8	.875	11	14	25	33.8	13	14	12	2	3	61	69.2
Cornell	12/08/2021	93-60	W	34-63	.540	12-23	.522	13-17	.765	12	28	40	34.4	14	16	12	6	4	93	71.6
at Dayton	12/12/2021	57-62	L	21-55	.382	6-22	.273	9-14	.643	9	23	32	34.2	17	11	13	2	5	57	70.3
vs St. Bonaventure	12/17/2021	86-49	W	28-51	.549	13-28	.464	17-23	.739	9	25	34	34.2	13	14	14	5	8	86	71.6
at Duke	12/22/2021	65-76	L	26-61	.426	5-19	.263	8-9	.889	12	19	31	33.9	18	16	10	1	4	65	71.1
NC State	01/04/2022	63-68	L	23-53	.434	8-23	.348	9-11	.818	8	18	26	33.4	13	14	10	3	3	63	70.5
at Virginia	01/12/2022	52-54	L	21-50	.420	7-20	.350	3-3	1.000	6	23	29	33.1	16	13	12	6	5	52	69.3
Notre Dame	01/15/2022	79-73	W	29-49	.592	10-20	.500	11-15	.733	5	23	28	32.8	18	13	10	4	1	79	69.9
at NC State	01/19/2022	62-59	W	26-53	.491	7-24	.292	3-4	.750	12	25	37	33.0	17	13	17	5	5	62	69.4
at Boston College	01/22/2022	63-68	L	23-53	.434	7-17	.412	10-11	.909	8	15	23	32.4	18	13	7	3	7	63	69.1
at North Carolina	01/24/2022	68-78	L	27-58	.466	7-18	.389	7-11	.636	5	27	32	32.4	21	13	9	2	2	68	69.0
Miami (FL)	01/26/2022	75-78	L	25-50	.500	13-26	.500	12-15	.800	9	19	28	32.2	9	20	14	6	2	75	69.3
at Florida St.	01/29/2022	85-72	W	32-52	.615	18-25	.720	3-5	.600	4	14	18	31.5	16	16	10	2	6	85	70.0
Georgia Tech	02/02/2022	81-66	W	28-53	.528	8-20	.400	17-22	.773	9	27	36	31.7	11	16	14	3	4	81	70.5
at Pittsburgh	02/05/2022	76-71	W	26-45	.578	14-26	.538	10-16	.625	7	19	26	31.5	13	15	16	1	12	76	70.8
Pittsburgh	02/07/2022	74-47	W	29-55	.527	13-27	.481	3-6	.500	10	26	36	31.7	12	20	9	1	6	74	70.9
Syracuse	02/12/2022	71-59	W	23-60	.383	8-27	.296	17-21	.810	9	32	41	32.0	9	20	4	5	6	71	70.9
Virginia	02/14/2022	62-53	W	20-46	.435	5-20	.250	17-21	.810	4	22	26	31.8	14	12	6	6	4	62	70.6
North Carolina	02/19/2022	57-65	L	24-64	.375	5-26	.192	4-6	.667	9	22	31	31.8	16	11	9	1	6	57	70.1
at Georgia Tech	02/23/2022	62-58	W	23-59	.390	6-24	.250	10-14	.714	15	24	39	32.0	13	13	13	2	8	62	69.8
at Miami (FL)	02/26/2022	71-70	W	29-50	.580	7-23	.304	6-6	1.000	8	23	31	32.0	15	21	19	4	4	71	69.8
Louisville	03/01/2022	75-43	W	28-60	.467	12-28	.429	7-12	.583	12	24	36	32.1	12	14	8	5	10	75	70.0
at Clemson	03/05/2022	59-63	L	19-51	.373	9-30	.300	12-13	.923	9	22	31	32.1	16	9	13	4	5	59	69.6
vs Clemson	03/09/2022	76-75	Wot	26-55	.473	12-28	.429	12-20	.600	8	28	36	32.2	19	14	14	5	3	76	69.8
vs Notre Dame	03/10/2022	87-80	W	31-54	.574	7-19	.368	18-24	.750	5	20	25	32.0	18	11	6	3	8	87	70.4
vs North Carolina	03/11/2022	72-59	W	25-57	.439	9-20	.450	13-14	.929	7	27	34	32.1	15	14	7	3	5	72	70.4
vs Duke	03/12/2022	82-67	W	32-64	.500	10-22	.455	8-12	.667	13	24	37	32.2	18	18	9	0	7	82	70.7
vs Texas	03/18/2022	73-81	L	23-47	.489	4-12	.333	23-26	.885	4	21	25	32.0	19	11	13	2	4	73	70.8
<b>Total</b>		<b>2549</b>		<b>933-1981</b>	<b>.471</b>	<b>319-814</b>	<b>.392</b>	<b>364-485</b>	<b>.751</b>	<b>305</b>	<b>847</b>	<b>1152</b>	<b>32.0</b>	<b>535</b>	<b>515</b>	<b>391</b>	<b>114</b>	<b>192</b>	<b>2549</b>	<b>70.8</b>
Opponents		2261		831-1933	.430	230-713	.323	369-495	.745	301	790	1091	30.3	535	424	429	109	228	2261	62.8

### Virginia Tech Averages

Games Played	Points/game	FG Pct	3FG Pct	FT Pct	Rebounds/game	Assists/game	Turnovers/game	Assist/Turnover ratio	Steals/game	Blocks/game
36	70.8	47.1	39.2	75.1	32.0	14.3	10.9	1.3	5.3	3.2

# VIRGINIA TECH MEN'S BASKETBALL

## OPPONENTS GAME-BY-GAME

Opponent	Date	Score		Total		3-Pointers		Free throws		Rebounds											
				FG-FGA	PCT	3FG-3FGA	PCT	FT-FTA	PCT	OFF	DEF	TOT	AVG	PF	A	TO	BLK	STL	PTS	AVG	
Maine	11/09/2021	82-47	W	20-61	.328	4-22	.182	3-3	1.000	13	24	37	37.0	11	9	19	3	3	3	47	47.0
at Navy	11/12/2021	77-57	W	20-51	.392	3-25	.120	14-19	.737	7	22	29	33.0	18	9	10	3	6	6	57	52.0
Radford	11/15/2021	65-39	W	14-50	.280	2-24	.083	9-15	.600	7	25	32	32.7	13	8	18	2	11	39	47.7	
Saint Francis (PA)	11/18/2021	85-55	W	21-63	.333	6-23	.261	7-11	.636	10	20	30	32.0	20	10	9	3	3	55	49.5	
Merrimack	11/21/2021	72-43	W	19-49	.388	5-20	.250	0-0	.000	5	17	22	30.0	11	8	15	3	4	43	48.2	
vs Memphis	11/24/2021	61-69	L	24-61	.393	5-19	.263	16-20	.800	15	30	45	32.5	21	10	14	4	8	69	51.7	
vs Xavier	11/26/2021	58-59	L	22-46	.478	10-22	.455	5-8	.625	2	28	30	32.1	15	13	14	2	5	59	52.7	
at Maryland	12/01/2021	62-58	W	23-55	.418	1-13	.077	11-11	1.000	9	30	39	33.0	12	6	15	7	4	58	53.4	
Wake Forest	12/04/2021	61-80	L	33-52	.635	7-16	.438	7-12	.583	7	21	28	32.4	11	17	10	2	5	80	56.3	
Cornell	12/08/2021	93-60	W	20-52	.385	8-26	.308	12-16	.750	6	17	23	31.5	14	16	16	2	7	60	56.7	
at Dayton	12/12/2021	57-62	L	21-50	.420	7-18	.389	13-21	.619	10	28	38	32.1	18	15	15	0	9	62	57.2	
vs St. Bonaventure	12/17/2021	86-49	W	18-54	.333	6-23	.261	7-13	.538	12	15	27	31.7	17	8	20	5	7	49	56.5	
at Duke	12/22/2021	65-76	L	29-54	.537	5-15	.333	13-16	.813	8	24	32	31.7	15	10	11	6	8	76	58.0	
NC State	01/04/2022	63-68	L	26-59	.441	9-24	.375	7-9	.778	14	22	36	32.0	16	11	9	3	6	68	58.7	
at Virginia	01/12/2022	52-54	L	20-50	.400	3-13	.231	11-16	.688	9	22	31	31.9	10	12	8	3	6	54	58.4	
Notre Dame	01/15/2022	79-73	W	26-57	.456	8-20	.400	13-18	.722	7	18	25	31.5	13	12	3	0	4	73	59.3	
at NC State	01/19/2022	62-59	W	23-56	.411	8-26	.308	5-9	.556	11	15	26	31.2	11	10	9	1	11	59	59.3	
at Boston College	01/22/2022	63-68	L	25-52	.481	4-12	.333	14-19	.737	16	22	38	31.6	14	15	10	5	3	68	59.8	
at North Carolina	01/24/2022	68-78	L	23-63	.365	10-25	.400	22-26	.846	16	27	43	32.2	15	13	7	4	6	78	60.7	
Miami (FL)	01/26/2022	75-78	L	29-53	.547	11-18	.611	9-10	.900	5	17	22	31.7	13	14	10	4	10	78	61.6	
at Florida St.	01/29/2022	85-72	W	26-52	.500	5-13	.385	15-17	.882	11	14	25	31.3	9	16	14	3	7	72	62.1	
Georgia Tech	02/02/2022	81-66	W	24-60	.400	10-25	.400	8-8	1.000	7	19	26	31.1	23	8	12	2	7	66	62.3	
at Pittsburgh	02/05/2022	76-71	W	25-44	.568	9-18	.500	12-14	.857	2	16	18	30.5	14	11	15	1	11	71	62.7	
Pittsburgh	02/07/2022	74-47	W	15-40	.375	10-20	.500	7-9	.778	1	18	19	30.0	14	11	11	6	3	47	62.0	
Syracuse	02/12/2022	71-59	W	24-64	.375	10-27	.370	1-4	.250	10	31	41	30.5	18	9	11	3	2	59	61.9	
Virginia	02/14/2022	62-53	W	22-55	.400	0-9	.000	9-12	.750	11	22	33	30.6	18	9	10	2	4	53	61.5	
North Carolina	02/19/2022	57-65	L	22-49	.449	8-22	.364	13-15	.867	5	33	38	30.9	11	13	15	6	4	65	61.7	
at Georgia Tech	02/23/2022	62-58	W	23-53	.434	4-13	.308	8-11	.727	7	24	31	30.9	14	10	11	4	7	58	61.5	
at Miami (FL)	02/26/2022	71-70	W	28-56	.500	6-16	.375	8-13	.615	8	13	21	30.5	12	16	9	1	16	70	61.8	
Louisville	03/01/2022	75-43	W	17-47	.362	6-19	.316	3-7	.429	7	21	28	30.4	13	11	18	4	5	43	61.2	
at Clemson	03/05/2022	59-63	L	21-48	.438	8-20	.400	13-16	.813	6	23	29	30.4	16	13	12	1	8	63	61.3	
vs Clemson	03/09/2022	76-75	Wot	28-60	.467	8-23	.348	11-16	.688	6	23	29	30.3	16	16	7	2	7	75	61.7	
vs Notre Dame	03/10/2022	87-80	W	27-51	.529	7-19	.368	19-22	.864	5	22	27	30.2	17	15	12	1	3	80	62.2	
vs North Carolina	03/11/2022	72-59	W	22-60	.367	3-26	.115	12-14	.857	13	25	38	30.5	15	14	11	2	4	59	62.1	
vs Duke	03/12/2022	82-67	W	24-49	.490	4-20	.200	15-23	.652	4	22	26	30.3	15	9	10	6	5	67	62.3	
vs Texas	03/18/2022	73-81	L	27-57	.474	10-19	.526	17-22	.773	9	20	29	30.3	22	17	9	3	9	81	62.8	
<b>Total</b>		<b>2261</b>		<b>831-1933</b>	<b>.430</b>	<b>230-713</b>	<b>.323</b>	<b>369-495</b>	<b>.745</b>	<b>301</b>	<b>790</b>	<b>1091</b>	<b>30.3</b>	<b>535</b>	<b>424</b>	<b>429</b>	<b>109</b>	<b>228</b>	<b>2261</b>	<b>62.8</b>	
Virginia Tech		2549		933-1981	.471	319-814	.392	364-485	.751	305	847	1152	32.0	535	515	391	114	192	2549	70.8	

### Opponents Averages

Games Played	Points/game	FG Pct	3FG Pct	FT Pct	Rebounds/game	Assists/game	Turnovers/game	Assist/Turnover ratio	Steals/game	Blocks/game
36	62.8	43.0	32.3	74.5	30.3	11.8	11.9	1.0	6.3	3.0



TEAM CATEGORY LEADERS

Points

##	Player	G	Pts	Pts/G
22	Aluma, Keve	36	567	15.8
25	Mutts, Justyn	36	364	10.1
0	Cattoor, Hunter	36	361	10.0
4	Alleyne, Nahiem	36	346	9.6
5	Murphy, Storm	36	288	8.0
13	Maddox, Darius	36	230	6.4
3	Pedulla, Sean	36	194	5.4
1	N'Guessan, David	36	132	3.7
21	Ojiako, John	20	47	2.4
11	Haynes, Jalen	9	7	0.8
15	Kidd, Lynn	10	7	0.7
14	Varga, Ben	9	3	0.3
10	Johnson, Camden	10	3	0.3

Scoring Average

##	Player	G	Pts	Pts/G
22	Aluma, Keve	36	567	15.8
25	Mutts, Justyn	36	364	10.1
0	Cattoor, Hunter	36	361	10.0
4	Alleyne, Nahiem	36	346	9.6
5	Murphy, Storm	36	288	8.0
13	Maddox, Darius	36	230	6.4
3	Pedulla, Sean	36	194	5.4
1	N'Guessan, David	36	132	3.7
21	Ojiako, John	20	47	2.4
11	Haynes, Jalen	9	7	0.8
15	Kidd, Lynn	10	7	0.7
14	Varga, Ben	9	3	0.3
10	Johnson, Camden	10	3	0.3

Field Goal Percentage

##	Player	FG	Att	Pct
21	Ojiako, John	19	32	.594
22	Aluma, Keve	220	409	.538
25	Mutts, Justyn	146	272	.537
13	Maddox, Darius	82	160	.513
1	N'Guessan, David	52	107	.486
0	Cattoor, Hunter	121	278	.435
5	Murphy, Storm	107	247	.433
11	Haynes, Jalen	3	7	.429
3	Pedulla, Sean	62	145	.428
4	Alleyne, Nahiem	116	305	.380
15	Kidd, Lynn	3	8	.375
10	Johnson, Camden	1	3	.333
14	Varga, Ben	1	8	.125

Field Goal Attempts

##	Player	G	Att	Att/G
22	Aluma, Keve	36	409	11.4
4	Alleyne, Nahiem	36	305	8.5
0	Cattoor, Hunter	36	278	7.7
25	Mutts, Justyn	36	272	7.6
5	Murphy, Storm	36	247	6.9

Field Goals Made

##	Player	G	Made	Made/G
22	Aluma, Keve	36	220	6.1
25	Mutts, Justyn	36	146	4.1
0	Cattoor, Hunter	36	121	3.4
4	Alleyne, Nahiem	36	116	3.2
5	Murphy, Storm	36	107	3.0

TEAM CATEGORY LEADERS

3-Point FG Percentage

##	Player	3FG	Att	Pct
13	Maddox, Darius	40	79	.506
10	Johnson, Camden	1	2	.500
3	Pedulla, Sean	34	76	.447
0	Cattoor, Hunter	83	199	.417
4	Alleyne, Nahiem	62	166	.373
5	Murphy, Storm	53	148	.358
22	Aluma, Keve	25	75	.333
25	Mutts, Justyn	16	48	.333
1	N'Guessan, David	4	15	.267
14	Varga, Ben	1	6	.167

3-Point FG Attempts

##	Player	G	Att	Att/G
0	Cattoor, Hunter	36	199	5.5
4	Alleyne, Nahiem	36	166	4.6
5	Murphy, Storm	36	148	4.1
13	Maddox, Darius	36	79	2.2
3	Pedulla, Sean	36	76	2.1

3-Point FG Made

##	Player	G	Made	Made/G
0	Cattoor, Hunter	36	83	2.3
4	Alleyne, Nahiem	36	62	1.7
5	Murphy, Storm	36	53	1.5
13	Maddox, Darius	36	40	1.1
3	Pedulla, Sean	36	34	0.9

Free Throw Percentage

##	Player	Made	Att	Pct
15	Kidd, Lynn	1	1	1.000
3	Pedulla, Sean	36	40	.900
4	Alleyne, Nahiem	52	61	.852
21	Ojiako, John	9	11	.818
13	Maddox, Darius	26	33	.788
22	Aluma, Keve	102	130	.785
5	Murphy, Storm	21	28	.750
0	Cattoor, Hunter	36	50	.720
25	Mutts, Justyn	56	83	.675
1	N'Guessan, David	24	45	.533
11	Haynes, Jalen	1	3	.333

Free Throw Attempts

##	Player	G	Att	Att/G
22	Aluma, Keve	36	130	3.6
25	Mutts, Justyn	36	83	2.3
4	Alleyne, Nahiem	36	61	1.7
0	Cattoor, Hunter	36	50	1.4
1	N'Guessan, David	36	45	1.3

Free Throws Made

##	Player	G	Made	Made/G
22	Aluma, Keve	36	102	2.8
25	Mutts, Justyn	36	56	1.6
4	Alleyne, Nahiem	36	52	1.4
0	Cattoor, Hunter	36	36	1.0
3	Pedulla, Sean	36	36	1.0

Rebounds

##	Player	G	Reb	Reb/G
25	Mutts, Justyn	36	265	7.4
22	Aluma, Keve	36	235	6.5
0	Cattoor, Hunter	36	143	4.0
4	Alleyne, Nahiem	36	101	2.8
1	N'Guessan, David	36	98	2.7

Assists

##	Player	G	Ast	Ast/G
25	Mutts, Justyn	36	123	3.4
5	Murphy, Storm	36	103	2.9
0	Cattoor, Hunter	36	73	2.0
22	Aluma, Keve	36	69	1.9
4	Alleyne, Nahiem	36	53	1.5

Rebounds Average

##	Player	G	Reb	Reb/G
25	Mutts, Justyn	36	265	7.4
22	Aluma, Keve	36	235	6.5
0	Cattoor, Hunter	36	143	4.0
4	Alleyne, Nahiem	36	101	2.8
1	N'Guessan, David	36	98	2.7

Steals

##	Player	G	Stl	Stl/G
25	Mutts, Justyn	36	43	1.2
0	Cattoor, Hunter	36	39	1.1
22	Aluma, Keve	36	27	0.8
4	Alleyne, Nahiem	36	24	0.7
3	Pedulla, Sean	36	21	0.6

TEAM CATEGORY LEADERS

Offensive Rebounds

##	Player	G	OReb	OReb/G
25	Mutts, Justyn	36	84	2.3
22	Aluma, Keve	36	72	2.0
1	N'Guessan, David	36	32	0.9
21	Ojiako, John	20	19	1.0
13	Maddox, Darius	36	17	0.5

Blocked Shots

##	Player	G	Blk	Blk/G
25	Mutts, Justyn	36	34	0.9
22	Aluma, Keve	36	33	0.9
1	N'Guessan, David	36	22	0.6
13	Maddox, Darius	36	8	0.2
21	Ojiako, John	20	7	0.4

Defensive Rebounds

##	Player	G	DReb	DReb/G
25	Mutts, Justyn	36	181	5.0
22	Aluma, Keve	36	163	4.5
0	Cattoor, Hunter	36	131	3.6
4	Alleyne, Nahiem	36	97	2.7
1	N'Guessan, David	36	66	1.8

Minutes

##	Player	G	Min	Min/G
0	Cattoor, Hunter	36	1183	32:52
4	Alleyne, Nahiem	36	1121	31:08
22	Aluma, Keve	36	1112	30:53
25	Mutts, Justyn	36	1072	29:47
5	Murphy, Storm	36	967	26:52

Fouls

##	Player	G	PF	PF/G
25	Mutts, Justyn	36	96	2.7
22	Aluma, Keve	36	83	2.3
0	Cattoor, Hunter	36	80	2.2
1	N'Guessan, David	36	56	1.6
3	Pedulla, Sean	36	54	1.5

Turnovers

##	Player	G	TO	TO/G
25	Mutts, Justyn	36	97	2.7
22	Aluma, Keve	36	65	1.8
5	Murphy, Storm	36	59	1.6
4	Alleyne, Nahiem	36	41	1.1
0	Cattoor, Hunter	36	36	1.0

Foul Outs

##	Player	G	FO
3	Pedulla, Sean	36	2
22	Aluma, Keve	36	1



TEAM GAME HIGHS

Virginia Tech - Game Highs

<b>POINTS</b>	93		Cornell (12/08/2021)
	87		vs Notre Dame (N) (03/10/2022)
	86		vs St. Bonaventure (N) (12/17/2021)
	85		at Florida St. (01/29/2022)
	85		Saint Francis (PA) (11/18/2021)
<b>FIELD GOALS MADE</b>	35		Maine (11/09/2021)
	34		Cornell (12/08/2021)
<b>FIELD GOAL ATTEMPTS</b>	66		Maine (11/09/2021)
	64		vs Duke (N) (03/12/2022)
	64		North Carolina (02/19/2022)
<b>FIELD GOAL PERCENTAGE</b>	.615	(32-52)	at Florida St. (01/29/2022)
	.592	(29-49)	Notre Dame (01/15/2022)
<b>3 PT FG MADE</b>	18		at Florida St. (01/29/2022)
	14		at Pittsburgh (02/05/2022)
<b>3 PT FG ATTEMPTS</b>	30		at Clemson (03/05/2022)
	28		vs Clemson (N) (03/09/2022)
	28		Louisville (03/01/2022)
	28		vs St. Bonaventure (N) (12/17/2021)
<b>3 PT FG PERCENTAGE</b>	.720	(18-25)	at Florida St. (01/29/2022)
	.538	(14-26)	at Pittsburgh (02/05/2022)
<b>FREE THROWS MADE</b>	23		vs Texas (N) (03/18/2022)
	18		vs Notre Dame (N) (03/10/2022)
<b>FREE THROW ATTEMPTS</b>	26		vs Texas (N) (03/18/2022)
	24		vs Notre Dame (N) (03/10/2022)
<b>FREE THROW PERCENTAGE</b>	1.000	(6-6)	at Miami (FL) (02/26/2022)
	1.000	(3-3)	at Virginia (01/12/2022)
<b>REBOUNDS</b>	42		Saint Francis (PA) (11/18/2021)
	41		Syracuse (02/12/2022)
	41		Radford (11/15/2021)
<b>ASSISTS</b>	21		at Miami (FL) (02/26/2022)
	20		Syracuse (02/12/2022)
	20		Pittsburgh (02/07/2022)
	20		Miami (FL) (01/26/2022)
<b>STEALS</b>	12		at Pittsburgh (02/05/2022)
	10		Louisville (03/01/2022)
<b>BLOCKED SHOTS</b>	6		Virginia (02/14/2022)
	6		Miami (FL) (01/26/2022)
	6		at Virginia (01/12/2022)
	6		Cornell (12/08/2021)
<b>TURNOVERS</b>	19		at Miami (FL) (02/26/2022)
	17		at NC State (01/19/2022)
<b>FOULS</b>	21		at North Carolina (01/24/2022)
	20		vs Memphis (N) (11/24/2021)

OPPONENT GAME HIGHS

Opponent - Game Highs

<b>POINTS</b>	81		vs Texas (N) (03/18/2022)
	80		vs Notre Dame (N) (03/10/2022)
	80		Wake Forest (12/04/2021)
	78		Miami (FL) (01/26/2022)
	78		at North Carolina (01/24/2022)
<b>FIELD GOALS MADE</b>	33		Wake Forest (12/04/2021)
	29		Miami (FL) (01/26/2022)
	29		at Duke (12/22/2021)
<b>FIELD GOAL ATTEMPTS</b>	64		Syracuse (02/12/2022)
	63		at North Carolina (01/24/2022)
	63		Saint Francis (PA) (11/18/2021)
<b>FIELD GOAL PERCENTAGE</b>	.635	(33-52)	Wake Forest (12/04/2021)
	.568	(25-44)	at Pittsburgh (02/05/2022)
<b>3 PT FG MADE</b>	11		Miami (FL) (01/26/2022)
	10		vs Texas (N) (03/18/2022)
	10		Syracuse (02/12/2022)
	10		Pittsburgh (02/07/2022)
	10		Georgia Tech (02/02/2022)
	10		at North Carolina (01/24/2022)
	10		vs Xavier (N) (11/26/2021)
<b>3 PT FG ATTEMPTS</b>	27		Syracuse (02/12/2022)
	26		vs North Carolina (N) (03/11/2022)
	26		at NC State (01/19/2022)
	26		Cornell (12/08/2021)
<b>3 PT FG PERCENTAGE</b>	.611	(11-18)	Miami (FL) (01/26/2022)
	.526	(10-19)	vs Texas (N) (03/18/2022)
<b>FREE THROWS MADE</b>	22		at North Carolina (01/24/2022)
	19		vs Notre Dame (N) (03/10/2022)
<b>FREE THROW ATTEMPTS</b>	26		at North Carolina (01/24/2022)
	23		vs Duke (N) (03/12/2022)
<b>FREE THROW PERCENTAGE</b>	1.000	(11-11)	at Maryland (12/01/2021)
	1.000	(8-8)	Georgia Tech (02/02/2022)
	1.000	(3-3)	Maine (11/09/2021)
<b>REBOUNDS</b>	45		vs Memphis (N) (11/24/2021)
	43		at North Carolina (01/24/2022)
<b>ASSISTS</b>	17		vs Texas (N) (03/18/2022)
	17		Wake Forest (12/04/2021)
<b>STEALS</b>	16		at Miami (FL) (02/26/2022)
	11		at Pittsburgh (02/05/2022)
	11		at NC State (01/19/2022)
	11		Radford (11/15/2021)
<b>BLOCKED SHOTS</b>	7		at Maryland (12/01/2021)
	6		vs Duke (N) (03/12/2022)
	6		North Carolina (02/19/2022)
	6		Pittsburgh (02/07/2022)
	6		at Duke (12/22/2021)
<b>TURNOVERS</b>	20		vs St. Bonaventure (N) (12/17/2021)
	19		Maine (11/09/2021)
<b>FOULS</b>	23		Georgia Tech (02/02/2022)
	22		vs Texas (N) (03/18/2022)

TEAM GAME LOWS

Virginia Tech - Game Lows

<b>POINTS</b>	52		at Virginia (01/12/2022)
	57		North Carolina (02/19/2022)
	57		at Dayton (12/12/2021)
	58		vs Xavier (N) (11/26/2021)
	59		at Clemson (03/05/2022)
<b>FIELD GOALS MADE</b>	19		at Clemson (03/05/2022)
	19		vs Memphis (N) (11/24/2021)
<b>FIELD GOAL ATTEMPTS</b>	45		at Pittsburgh (02/05/2022)
	46		Virginia (02/14/2022)
<b>FIELD GOAL PERCENTAGE</b>	.339	(19-56)	vs Memphis (N) (11/24/2021)
	.373	(19-51)	at Clemson (03/05/2022)
<b>3 PT FG MADE</b>	4		vs Texas (N) (03/18/2022)
	5		North Carolina (02/19/2022)
	5		Virginia (02/14/2022)
	5		at Duke (12/22/2021)
<b>3 PT FG ATTEMPTS</b>	12		vs Texas (N) (03/18/2022)
	17		at Boston College (01/22/2022)
<b>3 PT FG PERCENTAGE</b>	.192	(5-26)	North Carolina (02/19/2022)
	.250	(6-24)	at Georgia Tech (02/23/2022)
	.250	(5-20)	Virginia (02/14/2022)
<b>FREE THROWS MADE</b>	3		Pittsburgh (02/07/2022)
	3		at Florida St. (01/29/2022)
	3		at NC State (01/19/2022)
	3		at Virginia (01/12/2022)
	3		Maine (11/09/2021)
<b>FREE THROW ATTEMPTS</b>	3		at Virginia (01/12/2022)
	4		at NC State (01/19/2022)
<b>FREE THROW PERCENTAGE</b>	.500	(3-6)	Pittsburgh (02/07/2022)
	.583	(7-12)	Louisville (03/01/2022)
	.583	(7-12)	at Maryland (12/01/2021)
	.583	(7-12)	Merrimack (11/21/2021)
<b>REBOUNDS</b>	18		at Florida St. (01/29/2022)
	23		at Boston College (01/22/2022)
<b>ASSISTS</b>	9		at Clemson (03/05/2022)
	10		vs Memphis (N) (11/24/2021)
	10		Radford (11/15/2021)
<b>STEALS</b>	1		Notre Dame (01/15/2022)
	2		Miami (FL) (01/26/2022)
	2		at North Carolina (01/24/2022)
<b>BLOCKED SHOTS</b>	0		vs Duke (N) (03/12/2022)
	0		vs Memphis (N) (11/24/2021)
<b>TURNOVERS</b>	4		Syracuse (02/12/2022)
	6		vs Notre Dame (N) (03/10/2022)
	6		Virginia (02/14/2022)
<b>FOULS</b>	9		Syracuse (02/12/2022)
	9		Miami (FL) (01/26/2022)
	9		Merrimack (11/21/2021)



OPPONENT GAME LOWS

Opponent - Game Lows

<b>POINTS</b>	39		Radford (11/15/2021)
	43		Louisville (03/01/2022)
	43		Merrimack (11/21/2021)
	47		Pittsburgh (02/07/2022)
	47		Maine (11/09/2021)
<b>FIELD GOALS MADE</b>	14		Radford (11/15/2021)
	15		Pittsburgh (02/07/2022)
<b>FIELD GOAL ATTEMPTS</b>	40		Pittsburgh (02/07/2022)
	44		at Pittsburgh (02/05/2022)
<b>FIELD GOAL PERCENTAGE</b>	.280	(14-50)	Radford (11/15/2021)
	.328	(20-61)	Maine (11/09/2021)
<b>3 PT FG MADE</b>	0		Virginia (02/14/2022)
	1		at Maryland (12/01/2021)
<b>3 PT FG ATTEMPTS</b>	9		Virginia (02/14/2022)
	12		at Boston College (01/22/2022)
<b>3 PT FG PERCENTAGE</b>	.000	(0-9)	Virginia (02/14/2022)
	.077	(1-13)	at Maryland (12/01/2021)
<b>FREE THROWS MADE</b>	0		Merrimack (11/21/2021)
	1		Syracuse (02/12/2022)
<b>FREE THROW ATTEMPTS</b>	0		Merrimack (11/21/2021)
	3		Maine (11/09/2021)
<b>FREE THROW PERCENTAGE</b>	.250	(1-4)	Syracuse (02/12/2022)
<b>REBOUNDS</b>	18		at Pittsburgh (02/05/2022)
	19		Pittsburgh (02/07/2022)
<b>ASSISTS</b>	6		at Maryland (12/01/2021)
	8		Georgia Tech (02/02/2022)
	8		vs St. Bonaventure (N) (12/17/2021)
	8		Merrimack (11/21/2021)
	8		Radford (11/15/2021)
<b>STEALS</b>	2		Syracuse (02/12/2022)
	3		vs Notre Dame (N) (03/10/2022)
	3		Pittsburgh (02/07/2022)
	3		at Boston College (01/22/2022)
	3		Saint Francis (PA) (11/18/2021)
	3		Maine (11/09/2021)
<b>BLOCKED SHOTS</b>	0		Notre Dame (01/15/2022)
	0		at Dayton (12/12/2021)
<b>TURNOVERS</b>	3		Notre Dame (01/15/2022)
	7		vs Clemson (N) (03/09/2022)
	7		at North Carolina (01/24/2022)
<b>FOULS</b>	9		at Florida St. (01/29/2022)
	10		at Virginia (01/12/2022)



**0 HUNTER CATTOOR**

SR. • G • 6-3 • 200  
ORLANDO, FLA.  
BISHOP MOORE



**1 RODNEY RICE**

FR. • G • 6-4 • 195  
CLINTON, MD.  
DEMATHA CATHOLIC



**2 MJ COLLINS**

FR. • G • 6-4 • 190  
CLOVER, S.C.  
COMBINE ACADEMY



**3 SEAN PEDULLA**

SO. • G • 6-1 • 195  
EDMOND, OKLA.  
EDMOND MEMORIAL



**4 DARREN BUCHANAN JR.**

FR. • F • 6-7 • 235  
WASHINGTON, D.C.  
WOODROW WILSON



**5 PATRICK WESSLER**

FR. • C • 7-0 • 245  
MATTHEWS, N.C.  
COMBINE ACADEMY



**10 CAMDEN JOHNSON**

SO. • G • 6-1 • 185  
WAXHAW, N.C.  
METROLINA CHRISTIAN ACADEMY



**11 JOHN CAMDEN**

R-FR. • F • 6-8 • 215  
DOWNINGTOWN, PA.  
BREWSTER ACADEMY



**13 DARIUS MADDOX**

JR. • G • 6-5 • 180  
BOWIE, MD.  
OAK HILL ACADEMY



**14 OWYN DAWYOT**

FR. • G • 6-2 • 190  
ROANOKE, VA.  
CAVE SPRING



**15 LYNN KIDD**

JR. • C • 6-10 • 235  
GAINESVILLE, FLA.  
CLEMSON



**21 GRANT BASILE**

GR. • F • 6-9 • 235  
PEWAUKEE, WIS.  
WRIGHT STATE



**25 JUSTYN MUTTS**

SR. • F • 6-7 • 220  
MILLVILLE, N.J.  
DELAWARE



**33 MICHAEL WARD**

FR. • G • 6-2 • 175  
BETHESDA, MD.  
WALT WHITMAN



**34 MYLYJAEEL POTEAT**

JR. • F • 6-9 • 265  
REIDSVILLE, N.C.  
RICE



**MIKE YOUNG**  
HEAD COACH  
4TH SEASON



**MIKE JONES**  
ASSOCIATE HEAD COACH  
2ND SEASON



**CHRISTIAN WEBSTER**  
ASSISTANT COACH  
7TH SEASON



**KEVIN GILTNER**  
ASSISTANT COACH  
4TH SEASON