



Officials: Lee Cassell, Brian O'Connell, Earl Walton

NC State - 68

Record: 8-7 (1-3)

NO.	Name	F	Min	FG			3P			FT			Rebounds			Fouls		TP	AS	TO	ST	Blocks		+/-
				M-A	M-A	M-A	OR	DR	TOT	PF	FD	BS	BA											
4	Jericole Hellems	F	40:00	6-16	3-6	0-0	3	2	5	1	3	15	1	0	2	0	1	5						
21	Ebenezer Dowuona	F	25:07	1-2	0-0	0-0	1	1	2	5	0	2	0	3	0	3	0	-1						
0	Terquavion Smith	G	36:43	6-13	4-9	1-1	2	5	7	3	2	17	1	1	2	0	3							
1	Dereon Seabron	G	38:10	8-14	1-2	4-4	3	7	10	3	4	21	3	3	0	0	0							
5	Thomas Allen	G	15:37	2-4	1-2	0-0	0	0	0	0	0	5	3	0	0	0	-1							
3	Cam Hayes		23:13	1-6	0-4	2-3	2	1	3	2	3	4	1	2	2	0	10							
14	Casey Morsell		06:17	0-2	0-1	0-0	1	1	2	1	0	0	2	0	0	0	3							
24	Ernest Ross		14:53	2-2	0-0	0-1	1	2	3	1	1	4	0	0	0	0	6							
Team							1	3	4			0			0									
<b>Totals</b>				26-59	9-24	7-9	14	22	36	16	13	68	11	9	6	3	3	5						

Shooting By Period		
1 <sup>st</sup> FG%	11-26	42.3%
3PT%	4-11	36.4%
FT%	3-3	100%
2 <sup>nd</sup> FG%	15-33	45.5%
3PT%	5-13	38.5%
FT%	4-6	66.7%
GM FG%	26-59	44.1%
3PT%	9-24	37.5%
FT%	7-9	77.8%

Dead Ball Rebounds: 1, 0

Technical Fouls: NONE

Virginia Tech - 63

Record: 8-6 (0-3)

NO.	Name	F	Min	FG			3P			FT			Rebounds			Fouls		TP	AS	TO	ST	Blocks		+/-
				M-A	M-A	M-A	OR	DR	TOT	PF	FD	BS	BA											
22	Keve Aluma	F	33:51	7-14	1-3	3-5	4	2	6	3	6	18	2	2	0	0	-4							
25	Justyn Mutts	F	35:04	3-7	0-0	0-0	1	6	7	4	2	6	2	6	2	4								
0	Hunter Cattoor	G	37:42	3-7	3-7	0-0	0	3	3	2	2	9	0	0	0	0	-11							
4	Nahiem Alleyne	G	30:50	2-11	1-7	4-4	0	2	2	1	4	9	0	0	0	1	-8							
5	Storm Murphy	G	28:34	5-8	2-3	2-2	0	1	1	1	1	14	5	1	0	0	-6							
1	David N'Guessan		11:05	1-1	0-0	0-0	0	2	2	2	0	2	1	1	0	-10								
3	Sean Pedulla		11:29	1-2	0-1	0-0	1	0	1	0	1	2	3	0	0	1								
13	Darius Maddox		11:25	1-3	1-2	0-0	0	2	2	0	0	3	1	0	1	9								
Team							2	0	2			0			0									
<b>Totals</b>				23-53	8-23	9-11	8	18	26	13	16	63	14	10	3	3	-5							

Shooting By Period		
1 <sup>st</sup> FG%	12-31	38.7%
3PT%	5-14	35.7%
FT%	4-4	100%
2 <sup>nd</sup> FG%	11-22	50.0%
3PT%	3-9	33.3%
FT%	5-7	71.4%
GM FG%	23-53	43.4%
3PT%	8-23	34.8%
FT%	9-11	81.8%

Dead Ball Rebounds: 2, 2

Technical Fouls: NONE

	Pack	Hokies
Biggest lead	10 (1 <sup>st</sup> 5:11)	7 (2 <sup>nd</sup> 19:44)
Best Scoring Run	13 (2 <sup>nd</sup> 13:57)	17 (2 <sup>nd</sup> 19:44)
Lead Changes	6	
Times Tied	3	
Time with Lead	29:50	08:17

Points from	Pack	Hokies
Turnovers	12	12
Paint	26	28
Second Chance	16	11
Fast Breaks	4	4
Bench	8	7

	Period by Period Scoring		
	1st	2nd	TOT
Pack	29	39	68
Hokies	33	30	63



**Period 1**

**Quarter Starters:**

<b>Hokies</b>	0 Cattoor H	4 Alleyne N	5 Murphy S	22 Aluma K	25 Mutts J
<b>Pack</b>	0 Smith T	1 Seabron D	4 Hellems J	5 Allen T	21 Dowuona E

Game Time	Hokies	Score	Diff	Pack
20:00	22 ALUMA K jumpball lost			21 DOWUONA E jumpball won
19:35		<b>0-2</b>	<b>-2</b>	4 HELLEMS J 2pt FG in the paint, layup made (2)
19:35				1 SEABRON D assist (1)
19:09	5 MURPHY S 2pt FG outside the paint, jump shot missed			
19:06				0 SMITH T defensive rebound (1)
18:58		<b>0-4</b>	<b>-4</b>	1 SEABRON D 2pt FG in the paint, driving layup made (2)
18:37	25 MUTTS J 2pt FG in the paint, layup missed			
18:33	22 ALUMA K offensive rebound (1)			
18:33	22 ALUMA K 2pt FG second chance in the paint, layup missed			
18:33	22 ALUMA K offensive rebound (2)			
18:22	25 MUTTS J 2pt FG second chance in the paint, driving layup missed			
18:20				1 SEABRON D defensive rebound (1)
18:02		<b>0-7</b>	<b>-7</b>	0 SMITH T 3pt FG , jump shot made (3)
18:02				4 HELLEMS J assist (1)
17:38	4 ALLEYNE N 3pt FG , jump shot made (3)	<b>3-7</b>	<b>-4</b>	
17:38	22 ALUMA K assist (1)			
17:26	22 ALUMA K foul drawn (1)			1 SEABRON D foul offensive (1 - 1)
17:26				1 SEABRON D turnover offensive (1)
17:26	22 ALUMA K substitution out			
17:26	1 N'GUESSAN D substitution in			
17:04	4 ALLEYNE N 3pt FG from turnover, jump shot missed			
17:02				1 SEABRON D defensive rebound (2)
16:52				4 HELLEMS J 2pt FG outside the paint, jump shot missed
16:50	1 N'GUESSAN D defensive rebound (1)			
16:34	5 MURPHY S 3pt FG , jump shot made (3)	<b>6-7</b>	<b>-1</b>	
16:34	1 N'GUESSAN D assist (1)			
16:11				0 SMITH T 3pt FG , jump shot missed
16:07	4 ALLEYNE N defensive rebound (1)			
16:03	4 ALLEYNE N foul drawn (1)			0 SMITH T foul shooting (1 - 2)
16:03	4 ALLEYNE N free throw fast break 1 - 2 made (4)	<b>7-7</b>	<b>0</b>	
16:03	0 CATTOOR H substitution out			
16:03	5 MURPHY S substitution out			
16:03	3 PEDULLA S substitution in			
16:03	13 MADDOX D substitution in			
16:03				5 ALLEN T substitution out
16:03				3 HAYES C substitution in
16:03	4 ALLEYNE N free throw fast break 2 - 2 made (5)	<b>8-7</b>	<b>1</b>	
15:50				21 DOWUONA E turnover travel (1)
15:50	Timeout media			
15:50	25 MUTTS J substitution out			
15:50	22 ALUMA K substitution in			
15:30	22 ALUMA K 2pt FG from turnover outside the paint, turnaround jump shot missed			



Game Time	Hokies	Score	Diff	Pack
15:26				21 DOWUONA E defensive rebound (1)
15:10	4 ALLEYNE N foul drawn (2)			21 DOWUONA E foul offensive (1 - 3)
15:10				21 DOWUONA E turnover offensive (2)
15:10	1 N'GUESSAN D substitution out			
15:10	4 ALLEYNE N substitution out			
15:10	0 CATTOOR H substitution in			
15:10	25 MUTTS J substitution in			
15:10				0 SMITH T substitution out
15:10				14 MORSELL C substitution in
14:53	22 ALUMA K foul drawn (2)			3 HAYES C foul personal (1 - 4)
14:53	3 PEDULLA S substitution out			
14:53	5 MURPHY S substitution in			
14:38	13 MADDOX D 3pt FG from turnover, jump shot missed			
14:35				1 SEABRON D defensive rebound (3)
14:21		<b>8-9</b>	<b>-1</b>	4 HELLEMS J 2pt FG outside the paint, turnaround jump shot made (4)
13:56	25 MUTTS J turnover travel (1)			
13:35				1 SEABRON D 2pt FG from turnover in the paint, driving layup missed
13:31	13 MADDOX D defensive rebound (1)			
13:14	5 MURPHY S 3pt FG , jump shot missed			
13:11				14 MORSELL C defensive rebound (1)
13:00		<b>8-12</b>	<b>-4</b>	4 HELLEMS J 3pt FG , jump shot made (7)
13:00				14 MORSELL C assist (1)
12:38	13 MADDOX D 2pt FG in the paint, dunk, blocked			
12:38				21 DOWUONA E block (1)
12:33				3 HAYES C defensive rebound (1)
12:30				14 MORSELL C 3pt FG , jump shot missed
12:28	5 MURPHY S defensive rebound (1)			
12:17	0 CATTOOR H 3pt FG , jump shot made (3)	<b>11-12</b>	<b>-1</b>	
12:17	5 MURPHY S assist (1)			
11:53	22 ALUMA K foul shooting (1 - 1)			3 HAYES C foul drawn (1)
11:53	Timeout media			
11:53	13 MADDOX D substitution out			
11:53	22 ALUMA K substitution out			
11:53	1 N'GUESSAN D substitution in			
11:53	4 ALLEYNE N substitution in			
11:53				1 SEABRON D substitution out
11:53				21 DOWUONA E substitution out
11:53				0 SMITH T substitution in
11:53				24 ROSS E substitution in
11:53		<b>11-13</b>	<b>-2</b>	3 HAYES C free throw 1 - 2 made (1)
11:53		<b>11-14</b>	<b>-3</b>	3 HAYES C free throw 2 - 2 made (2)
11:28	4 ALLEYNE N 3pt FG , jump shot missed			
11:28	offensive rebound (7)			
11:18	1 N'GUESSAN D 2pt FG second chance in the paint, driving layup made (2)	<b>13-14</b>	<b>-1</b>	
10:51				3 HAYES C 3pt FG , pull up jump shot missed
10:47				0 SMITH T offensive rebound (2)



Game Time	Hokies	Score	Diff	Pack
10:46		<b>13-16</b>	<b>-3</b>	0 SMITH T 2pt FG second chance outside the paint, turnaround jump shot made (5)
10:19	0 CATTOOR H 3pt FG , jump shot missed			
10:16				0 SMITH T defensive rebound (3)
10:06				14 MORSELL C 2pt FG in the paint, jump shot missed
10:03				14 MORSELL C offensive rebound (2)
10:03		<b>13-19</b>	<b>-6</b>	0 SMITH T 3pt FG second chance, jump shot made (8)
10:03				14 MORSELL C assist (2)
10:03	1 N'GUESSAN D foul shooting (1 - 2)			0 SMITH T foul drawn (1)
10:03	5 MURPHY S substitution out			
10:03	25 MUTTS J substitution out			
10:03	3 PEDULLA S substitution in			
10:03	22 ALUMA K substitution in			
10:03				14 MORSELL C substitution out
10:03				1 SEABRON D substitution in
10:03		<b>13-20</b>	<b>-7</b>	0 SMITH T free throw 1 - 1 made (9)
09:46	22 ALUMA K 2pt FG outside the paint, turnaround jump shot made (2)	<b>15-20</b>	<b>-5</b>	
09:46	3 PEDULLA S assist (1)			
09:24				3 HAYES C turnover lost ball (1)
09:23				24 ROSS E substitution out
09:23				21 DOWUONA E substitution in
09:23	1 N'GUESSAN D substitution out			
09:23	25 MUTTS J substitution in			
08:58	3 PEDULLA S 2pt FG from turnover in the paint, driving layup made (2)	<b>17-20</b>	<b>-3</b>	
08:32	25 MUTTS J steal (1)			3 HAYES C turnover lost ball (2)
08:32	25 MUTTS J foul drawn (1)			3 HAYES C foul personal (2 - 5)
08:32				3 HAYES C substitution out
08:32				5 ALLEN T substitution in
08:12	25 MUTTS J 2pt FG from turnover in the paint, driving layup blocked			
08:12				21 DOWUONA E block (2)
08:12				0 SMITH T defensive rebound (4)
08:07		<b>17-23</b>	<b>-6</b>	0 SMITH T 3pt FG , jump shot made (12)
08:03	3 PEDULLA S substitution out			
08:03	5 MURPHY S substitution in			
08:03	Timeout media			
07:49	25 MUTTS J turnover bad pass (2)			4 HELLEMS J steal (1)
07:44		<b>17-25</b>	<b>-8</b>	0 SMITH T 2pt FG fast break from turnover in the paint, dunk, made (14)
07:44				5 ALLEN T assist (1)
07:19	4 ALLEYNE N 2pt FG in the paint, driving layup missed			
07:16				0 SMITH T defensive rebound (5)
07:02				0 SMITH T 3pt FG , jump shot missed
07:00	22 ALUMA K defensive rebound (3)			
06:44	5 MURPHY S 2pt FG in the paint, driving layup made (5)	<b>19-25</b>	<b>-6</b>	
06:44	25 MUTTS J assist (1)			
06:32		<b>19-27</b>	<b>-8</b>	1 SEABRON D 2pt FG in the paint, driving layup made (4)
06:00	0 CATTOOR H 3pt FG , jump shot missed			
05:55	22 ALUMA K offensive rebound (4)			



Game Time	Hokies	Score	Diff	Pack
05:48	0 CATTOOR H 3pt FG second chance, jump shot missed			
05:44	22 ALUMA K offensive rebound (5)			
05:36	4 ALLEYNE N 3pt FG second chance, jump shot missed			
05:33				0 SMITH T defensive rebound (6)
05:12	25 MUTTS J foul personal (1 - 3)			1 SEABRON D foul drawn (1)
05:12	4 ALLEYNE N substitution out			
05:12	5 MURPHY S substitution out			
05:12	3 PEDULLA S substitution in			
05:12	13 MADDOX D substitution in			
05:11		<b>19-29</b>	<b>-10</b>	5 ALLEN T 2pt FG outside the paint, jump shot made (2)
05:11				1 SEABRON D assist (2)
05:06	Timeout 30 Sec			
04:46	22 ALUMA K 2pt FG in the paint, turnaround jump shot missed			
04:43	3 PEDULLA S offensive rebound (1)			
04:41	22 ALUMA K 3pt FG second chance, jump shot made (5)	<b>22-29</b>	<b>-7</b>	
04:41	3 PEDULLA S assist (2)			
04:18				5 ALLEN T 3pt FG , jump shot missed
04:18	22 ALUMA K defensive rebound (6)			
04:07	13 MADDOX D 3pt FG , jump shot made (3)	<b>25-29</b>	<b>-4</b>	
04:07	3 PEDULLA S assist (3)			
04:07				Timeout 30 Sec
04:07				Timeout media
03:43				21 DOWUONA E 2pt FG in the paint, jump shot missed
03:43	defensive dead ball rebound (1)			
03:43	22 ALUMA K foul drawn (3)			21 DOWUONA E foul personal (2 - 6)
03:43	3 PEDULLA S substitution out			
03:43	5 MURPHY S substitution in			
03:43				21 DOWUONA E substitution out
03:43				24 ROSS E substitution in
03:14	22 ALUMA K 3pt FG , jump shot missed			
03:10				1 SEABRON D defensive rebound (4)
02:58				4 HELLEMS J 2pt FG outside the paint, turnaround jump shot missed
02:55	25 MUTTS J defensive rebound (1)			
02:44	22 ALUMA K 2pt FG in the paint, layup made (7)	<b>27-29</b>	<b>-2</b>	
02:44	25 MUTTS J assist (2)			
02:24				5 ALLEN T 2pt FG outside the paint, jump shot missed
02:22	0 CATTOOR H defensive rebound (1)			
02:08	22 ALUMA K turnover bad pass (1)			4 HELLEMS J steal (2)
02:03				0 SMITH T 2pt FG from turnover outside the paint, jump shot blocked
02:03	13 MADDOX D block (1)			
01:56				0 SMITH T offensive rebound (7)
01:55	13 MADDOX D steal (1)			0 SMITH T turnover lost ball (1)
01:50	25 MUTTS J 2pt FG fast break from turnover in the paint, jump shot made (2)	<b>29-29</b>	<b>0</b>	
01:50	13 MADDOX D assist (1)			
01:29				0 SMITH T 3pt FG , jump shot missed
01:26	13 MADDOX D defensive rebound (2)			
01:11	25 MUTTS J 2pt FG in the paint, driving layup missed			



Game Time	Hokies	Score	Diff	Pack
01:10	offensive rebound (16)			
01:10	0 CATTOOR H substitution out			
01:10	22 ALUMA K substitution out			
01:10	1 N'GUESSAN D substitution in			
01:10	4 ALLEYNE N substitution in			
01:10				5 ALLEN T substitution out
01:10				14 MORSELL C substitution in
01:02	5 MURPHY S foul drawn (1)			14 MORSELL C foul personal (1 - 7)
01:02	5 MURPHY S 1&1 free throw 1 made (6)	<b>30-29</b>	<b>1</b>	
01:02	5 MURPHY S 1&1 free throw 2 made (7)	<b>31-29</b>	<b>2</b>	
00:41				4 HELLEMS J 3pt FG , jump shot missed
00:38	1 N'GUESSAN D defensive rebound (2)			
00:17	25 MUTTS J 2pt FG in the paint, dunk, made (4)	<b>33-29</b>	<b>4</b>	
00:17	5 MURPHY S assist (2)			
00:02	4 ALLEYNE N foul personal (1 - 4)			1 SEABRON D foul drawn (2)
00:02	4 ALLEYNE N substitution out			
00:02	13 MADDOX D substitution out			
00:02	0 CATTOOR H substitution in			
00:02	3 PEDULLA S substitution in			
00:02	1 N'GUESSAN D foul personal (2 - 5)			4 HELLEMS J foul drawn (1)
00:00				4 HELLEMS J 2pt FG outside the paint, turnaround jump shot missed
00:00				offensive dead ball rebound (1)
<b>END OF PERIOD</b>				
<b>Hokies 33-29 Pack</b>				



**NC State at Virginia Tech**

01/04/22 Cassell Coliseum, Blacksburg  
2021-22 Men's Basketball

**Game Time:** 7:00 PM  
**Game Duration:** 1:53  
**Attendance:** 5,148

**Officials:** Lee Cassell, Brian O'Connell, Earl Walton

**NC State - 29**

NO.	Name	F	Min	FG			Rebounds			Fouls		TP	AS	TO	ST	Blocks		+/-
				M-A	M-A	M-A	OR	DR	TOT	PF	FD					BS	BA	
4	Jericole Hellems	F	20:00	3-7	1-2	0-0	0	0	0	0	1	7	1	0	2	0	0	-4
21	Ebenezer Dowuona	F	13:47	0-1	0-0	0-0	0	1	1	2	0	0	0	2	0	2	0	0
0	Terquavion Smith	G	16:43	5-9	3-6	1-1	2	5	7	1	1	14	0	1	0	0	1	-6
1	Dereon Seabron	G	18:10	2-3	0-0	0-0	0	4	4	1	2	4	2	1	0	0	0	-9
5	Thomas Allen	G	11:19	1-3	0-1	0-0	0	0	0	0	0	2	1	0	0	0	0	-3
3	Cam Hayes		07:31	0-1	0-1	2-2	0	1	1	2	1	2	0	2	0	0	0	3
14	Casey Morsell		06:17	0-2	0-1	0-0	1	1	2	1	0	0	2	0	0	0	0	3
24	Ernest Ross		06:13	0-0	0-0	0-0	0	0	0	0	0	0	0	0	0	0	0	-4
Team							0	0	0			0		0				
<b>Totals</b>				11-26	4-11	3-3	3	12	15	7	5	29	6	6	2	2	1	-4

Shooting By Period		
1st FG%	11-26	42.3%
3PT%	4-11	36.4%
FT%	3-3	100%
GM FG%	11-26	42.3%
3PT%	4-11	36.4%
FT%	3-3	100.0%

Dead Ball Rebounds: 1, 0

Technical Fouls: NONE

**Virginia Tech - 33**

NO.	Name	F	Min	FG			Rebounds			Fouls		TP	AS	TO	ST	Blocks		+/-
				M-A	M-A	M-A	OR	DR	TOT	PF	FD					BS	BA	
22	Keve Aluma	F	15:24	3-7	1-2	0-0	4	2	6	1	3	7	1	1	0	0	0	0
25	Justyn Mutts	F	18:40	2-6	0-0	0-0	0	1	1	1	1	4	2	2	1	0	1	3
0	Hunter Cattoor	G	18:00	1-4	1-4	0-0	0	1	1	0	0	3	0	0	0	0	0	-1
4	Nahiem Alleyne	G	12:38	1-5	1-4	2-2	0	1	1	1	2	5	0	0	0	0	0	-2
5	Storm Murphy	G	15:21	2-4	1-2	2-2	0	1	1	0	1	7	2	0	0	0	0	-1
1	David N'Guessan		05:56	1-1	0-0	0-0	0	2	2	2	0	2	1	0	0	0	0	5
3	Sean Pedulla		04:42	1-1	0-0	0-0	1	0	1	0	0	2	3	0	0	0	0	5
13	Darius Maddox		09:19	1-3	1-2	0-0	0	2	2	0	0	3	1	0	1	1	1	11
Team							2	0	2			0		0				
<b>Totals</b>				12-31	5-14	4-4	7	10	17	5	7	33	10	3	2	1	2	4

Shooting By Period		
1st FG%	12-31	38.7%
3PT%	5-14	35.7%
FT%	4-4	100%
GM FG%	12-31	38.7%
3PT%	5-14	35.7%
FT%	4-4	100.0%

Dead Ball Rebounds: 0, 1

Technical Fouls: NONE

	Pack	Hokies	Points from	Pack	Hokies	Period by Period Scoring			
<b>Biggest lead</b>	10 (1 <sup>st</sup> 5:11)	4 (1 <sup>st</sup> 0:17)	<b>Turnovers</b>	2	4				
<b>Best Scoring Run</b>	7 (1 <sup>st</sup> 18:02)	14 (1 <sup>st</sup> 0:17)	<b>Paint</b>	8	12				
<b>Lead Changes</b>	3		<b>Second Chance</b>	6	7	<b>Pack</b>	29	39	68
<b>Times Tied</b>	2		<b>Fast Breaks</b>	2	4	<b>Hokies</b>	33	30	63
<b>Time with Lead</b>	16:03	02:44	<b>Bench</b>	2	7				



## Period 2

## Quarter Starters:

<b>Hokies</b>	0 Cattoor H	4 Alleyne N	5 Murphy S	22 Aluma K	25 Mutts J
<b>Pack</b>	0 Smith T	1 Seabron D	4 Hellems J	5 Allen T	21 Dowuona E

Game Time	Hokies	Score	Diff	Pack
20:00	1 N'GUESSAN D substitution out			
20:00	3 PEDULLA S substitution out			
20:00	4 ALLEYNE N substitution in			
20:00	22 ALUMA K substitution in			
20:00				14 MORSELL C substitution out
20:00				24 ROSS E substitution out
20:00				5 ALLEN T substitution in
20:00				21 DOWUONA E substitution in
19:44	5 MURPHY S 3pt FG , jump shot made (10)	<b>36-29</b>	<b>7</b>	
19:18				4 HELLEMS J 2pt FG outside the paint, jump shot blocked
19:18	25 MUTTS J block (1)			
19:15				4 HELLEMS J offensive rebound (1)
19:11		<b>36-31</b>	<b>5</b>	1 SEABRON D 2pt FG second chance in the paint, layup made (6)
19:11				5 ALLEN T assist (2)
18:48	22 ALUMA K 2pt FG in the paint, jump shot made (9)	<b>38-31</b>	<b>7</b>	
18:48	5 MURPHY S assist (3)			
18:21		<b>38-34</b>	<b>4</b>	5 ALLEN T 3pt FG , jump shot made (5)
17:54	4 ALLEYNE N 3pt FG , jump shot missed			
17:50				1 SEABRON D defensive rebound (5)
17:45				4 HELLEMS J 3pt FG , jump shot missed
17:42				offensive rebound (18)
17:39	4 ALLEYNE N foul drawn (3)			21 DOWUONA E foul offensive (3 - 1)
17:39				21 DOWUONA E turnover offensive (3)
17:15	22 ALUMA K 2pt FG from turnover in the paint, turnaround jump shot made (11)	<b>40-34</b>	<b>6</b>	
17:15	22 ALUMA K foul drawn (4)			21 DOWUONA E foul shooting (4 - 2)
17:15				21 DOWUONA E substitution out
17:15				24 ROSS E substitution in
17:15	22 ALUMA K free throw 1 - 1 made (12)	<b>41-34</b>	<b>7</b>	
17:15	22 ALUMA K substitution out			
17:15	1 N'GUESSAN D substitution in			
16:53		<b>41-36</b>	<b>5</b>	1 SEABRON D 2pt FG in the paint, driving layup made (8)
16:32	1 N'GUESSAN D turnover travel (1)			
16:11		<b>41-39</b>	<b>2</b>	4 HELLEMS J 3pt FG from turnover, jump shot made (10)
16:11				5 ALLEN T assist (3)
15:44	4 ALLEYNE N 2pt FG outside the paint, pull up jump shot missed			
15:42				defensive rebound (19)
15:42	Timeout media			
15:42	5 MURPHY S substitution out			
15:42	25 MUTTS J substitution out			
15:42	3 PEDULLA S substitution in			
15:42	22 ALUMA K substitution in			





**NC State at Virginia Tech**

01/04/22 Cassell Coliseum, Blacksburg  
2021-22 Men's Basketball

**Game Time:** 7:00 PM  
**Game Duration:** 1:53  
**Attendance:** 5,148

**Officials:** Lee Cassell, Brian O'Connell, Earl Walton

Game Time	Hokies	Score	Diff	Pack
15:42				5 ALLEN T substitution out
15:42				3 HAYES C substitution in
15:26		<b>41-41</b>	<b>0</b>	1 SEABRON D 2pt FG in the paint, driving layup made (10)
14:58	22 ALUMA K foul offensive (2 - 1)			4 HELLEMS J foul drawn (2)
14:58	22 ALUMA K turnover offensive (2)			
14:46		<b>41-44</b>	<b>-3</b>	0 SMITH T 3pt FG from turnover, jump shot made (17)
14:46				1 SEABRON D assist (3)
14:24	0 CATTOOR H 3pt FG , jump shot missed			
14:20				24 ROSS E defensive rebound (1)
13:57		<b>41-47</b>	<b>-6</b>	1 SEABRON D 3pt FG , jump shot made (13)
13:57				0 SMITH T assist (1)
13:47	0 CATTOOR H foul drawn (1)			1 SEABRON D foul personal (2 - 3)
13:47	1 N'GUESSAN D substitution out			
13:47	4 ALLEYNE N substitution out			
13:47	13 MADDOX D substitution in			
13:47	25 MUTTS J substitution in			
13:46	0 CATTOOR H foul drawn (2)			0 SMITH T foul personal (2 - 4)
13:33	22 ALUMA K 2pt FG in the paint, layup made (14)	<b>43-47</b>	<b>-4</b>	
13:12		<b>43-50</b>	<b>-7</b>	4 HELLEMS J 3pt FG , jump shot made (13)
12:47	22 ALUMA K 2pt FG in the paint, turnaround jump shot missed			
12:45				defensive rebound (21)
12:28		<b>43-52</b>	<b>-9</b>	4 HELLEMS J 2pt FG in the paint, driving layup made (15)
12:16	3 PEDULLA S 3pt FG , jump shot missed			
12:13				1 SEABRON D defensive rebound (6)
11:59				3 HAYES C 3pt FG , jump shot missed
11:59	defensive dead ball rebound (2)			
11:59	25 MUTTS J foul drawn (2)			24 ROSS E foul personal (1 - 5)
11:59	Timeout media			
11:59	0 CATTOOR H substitution out			
11:59	3 PEDULLA S substitution out			
11:59	4 ALLEYNE N substitution in			
11:59	5 MURPHY S substitution in			
11:41	22 ALUMA K foul drawn (5)			4 HELLEMS J foul shooting (1 - 6)
11:41	22 ALUMA K free throw 1 - 2 made (15)	<b>44-52</b>	<b>-8</b>	
11:41	13 MADDOX D substitution out			
11:41	0 CATTOOR H substitution in			
11:41	22 ALUMA K free throw 2 - 2 made (16)	<b>45-52</b>	<b>-7</b>	
11:27	25 MUTTS J steal (2)			1 SEABRON D turnover lost ball (2)
11:21	0 CATTOOR H 3pt FG from turnover, jump shot made (6)	<b>48-52</b>	<b>-4</b>	
11:21	5 MURPHY S assist (4)			
10:46				0 SMITH T 2pt FG outside the paint, jump shot missed
10:43	25 MUTTS J defensive rebound (2)			
10:35	25 MUTTS J turnover bad pass (3)			0 SMITH T steal (1)
10:31		<b>48-54</b>	<b>-6</b>	24 ROSS E 2pt FG fast break from turnover in the paint, dunk, made (2)
10:31				3 HAYES C assist (1)
10:05	4 ALLEYNE N 2pt FG in the paint, jump shot made (7)	<b>50-54</b>	<b>-4</b>	
10:05	5 MURPHY S assist (5)			
09:49				1 SEABRON D 2pt FG in the paint, driving layup missed



Game Time	Hokies	Score	Diff	Pack
09:48				1 SEABRON D offensive rebound (7)
09:48	25 MUTTS J foul shooting (2 - 2)			1 SEABRON D foul drawn (3)
09:48	Timeout 30 Sec			
09:48	Timeout media			
09:48				24 ROSS E substitution out
09:48				21 DOWUONA E substitution in
09:48		<b>50-55</b>	<b>-5</b>	1 SEABRON D free throw 1 - 2 made (14)
09:48		<b>50-56</b>	<b>-6</b>	1 SEABRON D free throw 2 - 2 made (15)
09:33	25 MUTTS J turnover bad pass (4)			0 SMITH T steal (2)
09:06				4 HELLEMS J 2pt FG from turnover in the paint, turnaround jump shot missed
09:02	25 MUTTS J defensive rebound (3)			
08:43	4 ALLEYNE N 3pt FG , jump shot missed			
08:39				4 HELLEMS J defensive rebound (2)
08:21				1 SEABRON D 2pt FG in the paint, driving layup blocked
08:21	25 MUTTS J block (2)			
08:17	4 ALLEYNE N defensive rebound (2)			
08:15	4 ALLEYNE N 2pt FG in the paint, pull up jump shot blocked			
08:15				21 DOWUONA E block (3)
08:15				defensive rebound (25)
08:15	25 MUTTS J substitution out			
08:15	1 N'GUESSAN D substitution in			
07:59	0 CATTOOR H foul personal (1 - 3)			0 SMITH T foul drawn (2)
07:59	Timeout media			
07:44		<b>50-58</b>	<b>-8</b>	3 HAYES C 2pt FG outside the paint, step back jump shot made (4)
07:11	5 MURPHY S 2pt FG outside the paint, step back jump shot missed			
07:09	offensive dead ball rebound (3)			
07:09	4 ALLEYNE N foul drawn (4)			0 SMITH T foul personal (3 - 7)
07:09	1 N'GUESSAN D substitution out			
07:09	25 MUTTS J substitution in			
07:09	4 ALLEYNE N 1&1 free throw 1 made (8)	<b>51-58</b>	<b>-7</b>	
07:09	4 ALLEYNE N 1&1 free throw 2 made (9)	<b>52-58</b>	<b>-6</b>	
07:09	5 MURPHY S substitution out			
07:09	3 PEDULLA S substitution in			
06:56	3 PEDULLA S foul drawn (1)			1 SEABRON D foul offensive (3 - 8)
06:56				1 SEABRON D turnover offensive (3)
06:33	22 ALUMA K 2pt FG from turnover in the paint, driving layup made (18)	<b>54-58</b>	<b>-4</b>	
06:11				3 HAYES C 3pt FG , jump shot missed
06:08	0 CATTOOR H defensive rebound (2)			
05:52	0 CATTOOR H 3pt FG , jump shot made (9)	<b>57-58</b>	<b>-1</b>	
05:52	22 ALUMA K assist (2)			
05:41				Timeout 30 Sec
05:19				0 SMITH T 3pt FG , pull up jump shot missed
05:16	0 CATTOOR H defensive rebound (3)			
04:57	22 ALUMA K 2pt FG in the paint, driving layup missed			
04:54	25 MUTTS J offensive rebound (4)			
04:54	25 MUTTS J 2pt FG second chance in the paint, layup made (6)	<b>59-58</b>	<b>1</b>	



Game Time	Hokies	Score	Diff	Pack
04:38				4 HELLEMS J 3pt FG , jump shot missed
04:34				3 HAYES C offensive rebound (2)
04:16				0 SMITH T 3pt FG second chance, jump shot missed
04:11				4 HELLEMS J offensive rebound (3)
04:11				4 HELLEMS J 2pt FG second chance in the paint, layup missed
04:10				4 HELLEMS J offensive rebound (4)
04:10				4 HELLEMS J 2pt FG second chance in the paint, layup missed
04:10				3 HAYES C offensive rebound (3)
04:05	22 ALUMA K foul personal (3 - 4)			3 HAYES C foul drawn (2)
04:05	3 PEDULLA S substitution out			
04:05	5 MURPHY S substitution in			
03:59				1 SEABRON D 3pt FG second chance, jump shot missed
03:55				21 DOWUONA E offensive rebound (2)
03:55		<b>59-60</b>	<b>-1</b>	21 DOWUONA E 2pt FG second chance in the paint, turnaround jump shot made (2)
03:39	25 MUTTS J turnover bad pass (5)			
03:39	Timeout media			
03:14				3 HAYES C 2pt FG from turnover outside the paint, step back jump shot missed
03:12				1 SEABRON D offensive rebound (8)
02:57				3 HAYES C 3pt FG from turnover second chance, step back jump shot missed
02:54	25 MUTTS J defensive rebound (5)			
02:45	5 MURPHY S turnover bad pass (1)			3 HAYES C steal (1)
02:17	25 MUTTS J foul shooting (3 - 5)			1 SEABRON D foul drawn (4)
02:17		<b>59-61</b>	<b>-2</b>	1 SEABRON D free throw 1 - 2 made (16)
02:17		<b>59-62</b>	<b>-3</b>	1 SEABRON D free throw 2 - 2 made (17)
01:58	4 ALLEYNE N 3pt FG , jump shot missed			
01:53				1 SEABRON D defensive rebound (9)
01:29		<b>59-64</b>	<b>-5</b>	1 SEABRON D 2pt FG in the paint, floating jump shot made (19)
01:13	22 ALUMA K foul drawn (6)			21 DOWUONA E foul shooting (5 - 9)
01:13				21 DOWUONA E substitution out
01:13				24 ROSS E substitution in
01:13	22 ALUMA K free throw 1 - 2 missed			
01:13	offensive dead ball rebound (4)			
01:12	22 ALUMA K free throw 2 - 2 missed			
01:10				4 HELLEMS J defensive rebound (5)
01:09	25 MUTTS J foul personal (4 - 6)			4 HELLEMS J foul drawn (3)
01:09	25 MUTTS J substitution out			
01:09	1 N'GUESSAN D substitution in			
00:43				1 SEABRON D 2pt FG in the paint, driving layup missed
00:40				24 ROSS E offensive rebound (2)
00:40		<b>59-66</b>	<b>-7</b>	24 ROSS E 2pt FG second chance in the paint, layup made (4)
00:34	5 MURPHY S 2pt FG in the paint, driving layup made (12)	<b>61-66</b>	<b>-5</b>	
00:34	Timeout 60 Sec			
00:34	1 N'GUESSAN D substitution out			
00:34	25 MUTTS J substitution in			
00:24				1 SEABRON D 2pt FG in the paint, layup missed
00:22				1 SEABRON D offensive rebound (10)



**NC State at Virginia Tech**

01/04/22 Cassell Coliseum, Blacksburg  
2021-22 Men's Basketball

**Officials:** Lee Cassell, Brian O'Connell, Earl Walton

Game Time	Hokies	Score	Diff	Pack
00:22		<b>61-68</b>	<b>-7</b>	1 SEABRON D 2pt FG second chance in the paint, layup made (21)
00:20	25 MUTTS J turnover bad pass (6)			3 HAYES C steal (2)
00:19	5 MURPHY S foul personal (1 - 7)			3 HAYES C foul drawn (3)
00:18				3 HAYES C 1&1 free throw 1 missed
00:17	25 MUTTS J defensive rebound (6)			
00:09	22 ALUMA K 3pt FG , jump shot missed			
00:08				24 ROSS E defensive rebound (3)
00:08	0 CATTOOR H foul personal (2 - 8)			24 ROSS E foul drawn (1)
00:08				24 ROSS E 1&1 free throw 1 missed
00:07	25 MUTTS J defensive rebound (7)			
00:01	5 MURPHY S 2pt FG in the paint, driving layup made (14)	<b>63-68</b>	<b>-5</b>	
<b>END OF GAME</b>				
<b>Hokies 63-68 Pack</b>				



**NC State at Virginia Tech**

01/04/22 Cassell Coliseum, Blacksburg  
2021-22 Men's Basketball

**Game Time:** 7:00 PM  
**Game Duration:** 1:53  
**Attendance:** 5,148

**Officials:** Lee Cassell, Brian O'Connell, Earl Walton

**NC State - 39**

NO.	Name	Min	FG			Rebounds			Fouls		TP	AS	TO	ST	Blocks		+/-
			M-A	M-A	M-A	OR	DR	TOT	PF	FD					BS	BA	
4	Jericole Hellems	F 20:00	3-9	2-4	0-0	3	2	5	1	2	8	0	0	0	0	1	9
21	Ebenezer Dowuona	F 11:20	1-1	0-0	0-0	1	0	1	3	0	2	0	1	0	1	0	-1
0	Terquavion Smith	G 20:00	1-4	1-3	0-0	0	0	0	2	1	3	1	0	2	0	0	9
1	Dereon Seabron	G 20:00	6-11	1-2	4-4	3	3	6	2	2	17	1	2	0	0	1	9
5	Thomas Allen	G 04:18	1-1	1-1	0-0	0	0	0	0	0	3	2	0	0	0	0	2
14	Casey Morsell	00:00	0-0	0-0	0-0	0	0	0	0	0	0	0	0	0	0	0	0
24	Ernest Ross	08:40	2-2	0-0	0-1	1	2	3	1	1	4	0	0	0	0	0	10
3	Cam Hayes	15:42	1-5	0-3	0-1	2	0	2	0	2	2	1	0	2	0	0	7
Team						1	3	4			0		0				
<b>Totals</b>			15-33	5-13	4-6	11	10	21	9	8	39	5	3	4	1	2	9

Shooting By Period		
2 <sup>nd</sup> FG%	15-33	45.5%
3PT%	5-13	38.5%
FT%	4-6	66.7%
GM FG%	15-33	45.5%
3PT%	5-13	38.5%
FT%	4-6	66.7%

Dead Ball Rebounds: 0, 0

Technical Fouls::NONE

**Virginia Tech - 30**

NO.	Name	Min	FG			Rebounds			Fouls		TP	AS	TO	ST	Blocks		+/-
			M-A	M-A	M-A	OR	DR	TOT	PF	FD					BS	BA	
22	Keve Aluma	F 18:27	4-7	0-1	3-5	0	0	0	2	3	11	1	1	0	0	0	-4
25	Justyn Mutts	F 16:24	1-1	0-0	0-0	1	5	6	3	1	2	0	4	1	2	0	1
0	Hunter Cattoor	G 19:42	2-3	2-3	0-0	0	2	2	2	2	6	0	0	0	0	0	-10
4	Nahiem Alleyne	G 18:12	1-6	0-3	2-2	0	1	1	0	2	4	0	0	0	0	1	-6
5	Storm Murphy	G 13:13	3-4	1-1	0-0	0	0	0	1	0	7	3	1	0	0	0	-5
1	David N'Guessan	05:09	0-0	0-0	0-0	0	0	0	0	0	0	0	1	0	0	0	-15
3	Sean Pedulla	06:47	0-1	0-1	0-0	0	0	0	0	1	0	0	0	0	0	0	-4
13	Darius Maddox	02:06	0-0	0-0	0-0	0	0	0	0	0	0	0	0	0	0	0	-2
Team						0	0	0			0		0				
<b>Totals</b>			11-22	3-9	5-7	1	8	9	8	9	30	4	7	1	2	1	-9

Shooting By Period		
2 <sup>nd</sup> FG%	11-22	50.0%
3PT%	3-9	33.3%
FT%	5-7	71.4%
GM FG%	11-22	50.0%
3PT%	3-9	33.3%
FT%	5-7	71.4%

Dead Ball Rebounds: 2, 1

Technical Fouls::NONE

	Pack	Hokies
<b>Biggest lead</b>	9 (2 <sup>nd</sup> 12:28)	7 (2 <sup>nd</sup> 19:44)
<b>Best Scoring Run</b>	13(2 <sup>nd</sup> 13:57)	9(2 <sup>nd</sup> 4:54)
<b>Lead Changes</b>	3	
<b>Times Tied</b>	1	
<b>Time with Lead</b>	13:47	05:17

	Pack	Hokies
<b>Points from</b>		
<b>Turnovers</b>	10	8
<b>Paint</b>	18	16
<b>Second Chance</b>	10	4
<b>Fast Breaks</b>	2	0
<b>Bench</b>	6	0

	Period by Period Scoring		
	1st	2nd	TOT
<b>Pack</b>	29	39	68
<b>Hokies</b>	33	30	63



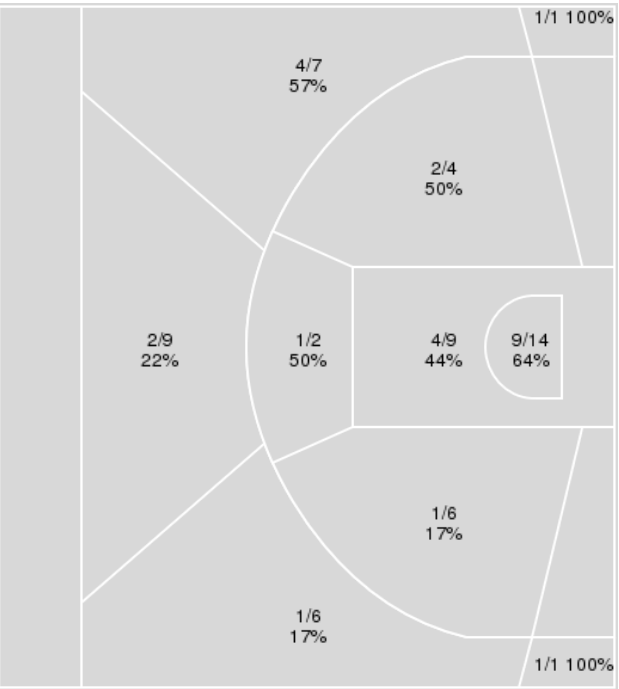
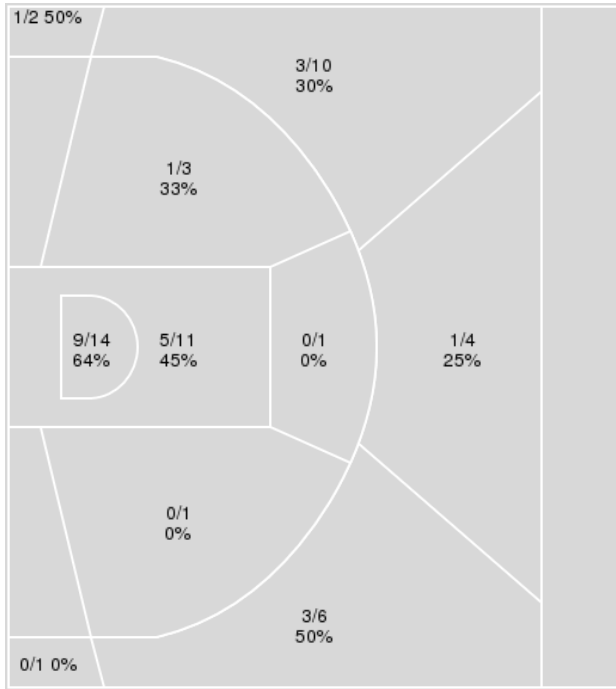
**Officials:** Lee Cassell, Brian O'Connell, Earl Walton

{ Players => All; } FG Types => All; Results => All;

{ Players => 0, 1, 3, 4, 5, 10, 11, 12, 14, 15, 20, 21, 23, 24; } FG Types  
 => All; Results => All;

**Virginia Tech**

**NC State**



Virginia Tech	M/A	%
Field Goals	23/53	43
2 Points	15/30	50
3 Points	8/23	35
Free Throws	9/11	82

NC State	M/A	%
Field Goals	26/59	44
2 Points	17/35	49
3 Points	9/24	38
Free Throws	7/9	78



**NC State at Virginia Tech**

01/04/22 Cassell Coliseum, Blacksburg  
2021-22 Men's Basketball

**Game Time:** 7:00 PM  
**Game Duration:** 1:53  
**Attendance:** 5,148

**Officials:** Lee Cassell, Brian O'Connell, Earl Walton

**NC State**

No	Name	Mins		Score		Points Diff		Points per Min		Assists		Rebounds		Steals		Turnovers	
		On	Off	On	Off	On	Off	On	Off	On	Off	On	Off	On	Off	On	Off
0	Terquavion Smith	36:43	03:17	63 - 60	5 - 3	3	2	1.72	1.52	10	1	33	3	6	0	9	0
1	Dereon Seabron	38:10	01:50	61 - 61	7 - 2	0	5	1.60	3.82	10	1	33	3	6	0	9	0
3	Cam Hayes	23:13	16:47	42 - 32	26 - 31	10	-5	1.81	1.55	5	6	24	12	4	2	6	3
4	Jericole Hellems	40:00	00:00	68 - 63	0 - 0	5	0	1.70	0.00	11	0	36	0	6	0	9	0
5	Thomas Allen	15:37	24:23	26 - 27	42 - 36	-1	6	1.66	1.72	6	5	12	24	2	4	3	6
14	Casey Morsell	06:17	33:43	12 - 9	56 - 54	3	2	1.91	1.66	2	9	6	30	0	6	0	9
21	Ebenezer Dowuona	25:07	14:53	36 - 37	32 - 26	-1	6	1.43	2.15	6	5	22	14	3	3	6	3
24	Ernest Ross	14:53	25:07	32 - 26	36 - 37	6	-1	2.15	1.43	5	6	14	22	3	3	3	6

**Virginia Tech**

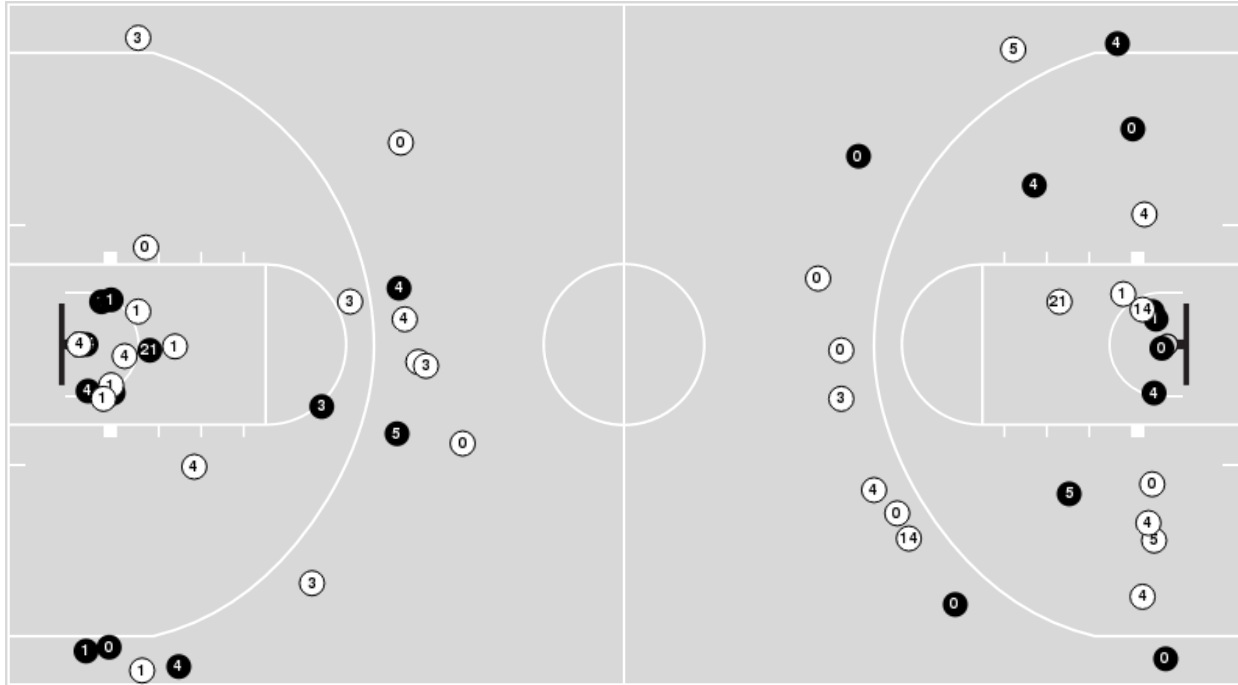
No	Name	Mins		Score		Points Diff		Points per Min		Assists		Rebounds		Steals		Turnovers	
		On	Off	On	Off	On	Off	On	Off	On	Off	On	Off	On	Off	On	Off
0	Hunter Cattoor	37:42	02:18	57 - 68	6 - 0	-11	6	1.51	2.61	13	1	25	1	3	0	10	0
1	David N'Guessan	11:05	28:55	15 - 25	48 - 43	-10	5	1.35	1.66	3	11	4	22	0	3	2	8
3	Sean Pedulla	11:29	28:31	20 - 19	43 - 49	1	-6	1.74	1.51	4	10	5	21	1	2	1	9
4	Nahiem Alleyne	30:50	09:10	48 - 56	15 - 12	-8	3	1.56	1.64	9	5	18	8	2	1	8	2
5	Storm Murphy	28:34	11:26	43 - 49	20 - 19	-6	1	1.51	1.75	10	4	21	5	2	1	9	1
13	Darius Maddox	11:25	28:35	21 - 12	42 - 56	9	-14	1.84	1.47	6	8	9	17	1	2	2	8
22	Keve Aluma	33:51	06:09	52 - 56	11 - 12	-4	-1	1.54	1.79	12	2	22	4	3	0	9	1
25	Justyn Mutts	35:04	04:56	59 - 55	4 - 13	4	-9	1.68	0.81	13	1	26	0	3	0	9	1



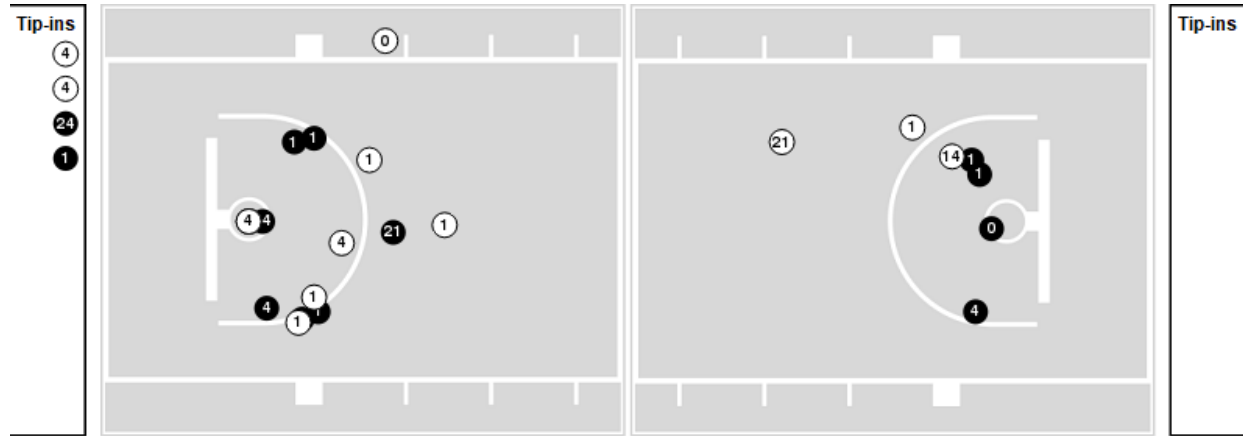
Players => 0, 1, 3, 4, 5, 10, 11, 12, 14, 15, 20, 21, 23, 24  
 FG Types=>All  
 Results=>All

**NC State**

**All Field Goals**



**Blow Up Chart**



● Made    ○ Missed    N - Player Number

NC State	M/A	%
Field Goals	26/59	44
2 Points	17/35	49
3 Points	9/24	38
Free Throws	7/9	78

NC State	M/A	%
Points in the Paint	26 (13 / 23)	57
Fast Break Points	4 (2/4)	50
Second Chance Points	16 (9/14)	64
Effective FG%	52	



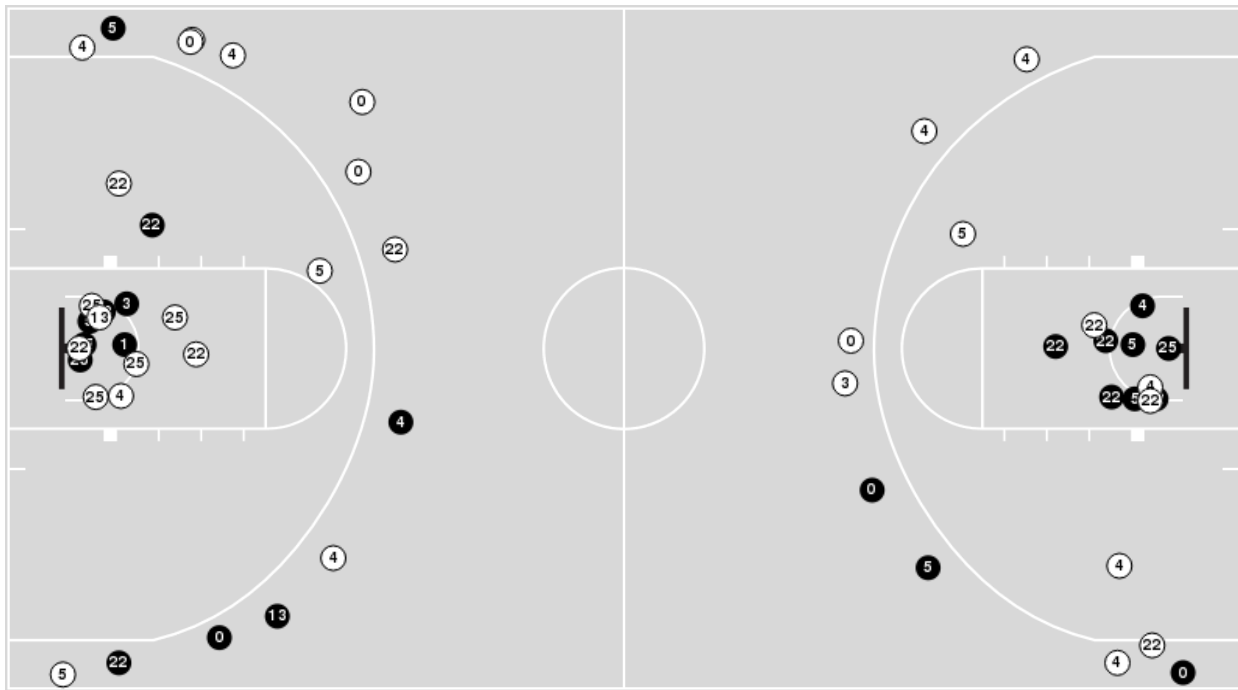


**Officials:** Lee Cassell, Brian O'Connell, Earl Walton

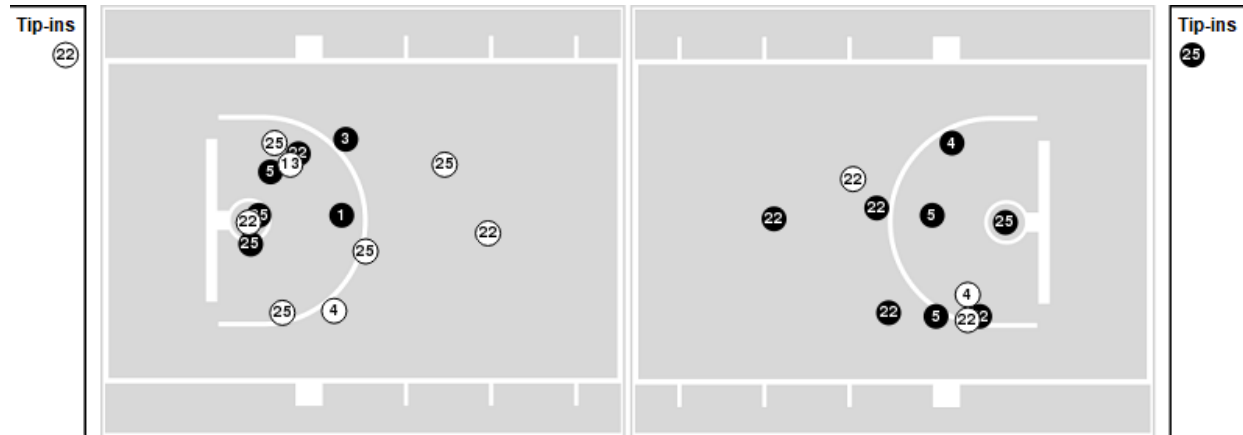
Players => AllFG Types=>AllResults=>All

**Virginia Tech**

**All Field Goals**



**Blow Up Chart**



● Made    ○ Missed    N - Player Number

Virginia Tech	M/A	%
Field Goals	23/53	43
2 Points	15/30	50
3 Points	8/23	35
Free Throws	9/11	82

Virginia Tech	M/A	%
Points in the Paint	28 (14 / 25)	56
Fast Break Points	4 (3/3)	100
Second Chance Points	11 (7/11)	64
Effective FG%	51	



**NC State at Virginia Tech**

01/04/22 Cassell Coliseum, Blacksburg  
2021-22 Men's Basketball

**Game Time:** 7:00 PM  
**Game Duration:** 1:53  
**Attendance:** 5,148

**Officials:** Lee Cassell, Brian O'Connell, Earl Walton

**NC State**

Lineup	Quarter On	Time On	Quarter Off	Time Off	Time on Court	Score	Score Diff	Reb	Stl	Tov	Ass	PPP
0- Smith T/ 1- Seabron D/ 4- Hellems J/ 5- Allen T/ 21- Dowuona E/	1	20:00	1	16:03	03:57	7-7	0	3	0	1	2	1.1667
0- Smith T/ 1- Seabron D/ 3- Hayes C/ 4- Hellems J/ 21- Dowuona E/	1	16:03	1	15:10	00:53	0-1	-1	1	0	2	0	0.0000
1- Seabron D/ 3- Hayes C/ 4- Hellems J/ 14- Morsell C/ 21- Dowuona E/	1	15:10	1	11:53	03:17	5-3	2	3	0	0	1	1.2500
0- Smith T/ 3- Hayes C/ 4- Hellems J/ 14- Morsell C/ 24- Ross E/	1	11:53	1	10:03	01:50	7-2	5	3	0	0	1	2.4306
0- Smith T/ 1- Seabron D/ 3- Hayes C/ 4- Hellems J/ 24- Ross E/	1	10:03	1	09:23	00:40	1-2	-1	0	0	1	0	0.6944
0- Smith T/ 1- Seabron D/ 3- Hayes C/ 4- Hellems J/ 21- Dowuona E/	1	09:23	1	08:32	00:51	0-2	-2	0	0	1	0	0.0000
0- Smith T/ 1- Seabron D/ 4- Hellems J/ 5- Allen T/ 21- Dowuona E/	1	08:32	1	03:43	04:49	9-8	1	3	1	0	2	1.2857
0- Smith T/ 1- Seabron D/ 4- Hellems J/ 5- Allen T/ 24- Ross E/	1	03:43	1	01:10	02:33	0-4	-4	2	1	1	0	0.0000
0- Smith T/ 1- Seabron D/ 4- Hellems J/ 14- Morsell C/ 24- Ross E/	1	01:10	2	20:00	01:10	0-4	-4	0	0	0	0	0.0000
0- Smith T/ 1- Seabron D/ 4- Hellems J/ 5- Allen T/ 21- Dowuona E/	2	20:00	2	17:15	02:45	5-7	-2	3	0	1	1	1.6667
0- Smith T/ 1- Seabron D/ 4- Hellems J/ 5- Allen T/ 24- Ross E/	2	17:15	2	15:42	01:33	5-1	4	1	0	0	1	2.5000
0- Smith T/ 1- Seabron D/ 3- Hayes C/ 4- Hellems J/ 24- Ross E/	2	15:42	2	09:48	05:54	15-9	6	4	1	1	3	1.6667
0- Smith T/ 1- Seabron D/ 3- Hayes C/ 4- Hellems J/ 21- Dowuona E/	2	09:48	2	01:13	08:35	10-9	1	9	2	1	0	0.9294
0- Smith T/ 1- Seabron D/ 3- Hayes C/ 4- Hellems J/ 24- Ross E/	2	01:13	2	00:00	01:13	4-4	0	4	1	0	0	1.3889



**NC State at Virginia Tech**

01/04/22 Cassell Coliseum, Blacksburg  
2021-22 Men's Basketball

**Game Time:** 7:00 PM  
**Game Duration:** 1:53  
**Attendance:** 5,148

**Officials:** Lee Cassell, Brian O'Connell, Earl Walton

**Virginia Tech**

Lineup	Quarter On	Time On	Quarter Off	Time Off	Time on Court	Score	Score Diff	Reb	Stl	Tov	Ass	PPP
0- Cattoor H/ 4- Alleyne N/ 5- Murphy S/ 22- Aluma K/ 25- Mutts J/	1	20:00	1	17:26	02:34	3-7	-4	2	0	0	1	1.0000
0- Cattoor H/ 1- N'Guessan D/ 4- Alleyne N/ 5- Murphy S/ 25- Mutts J/	1	17:26	1	16:03	01:23	4-0	4	2	0	0	1	1.6393
1- N'Guessan D/ 3- Pedulla S/ 4- Alleyne N/ 13- Maddox D/ 25- Mutts J/	1	16:03	1	15:50	00:13	1-0	1	0	0	0	0	2.2727
1- N'Guessan D/ 3- Pedulla S/ 4- Alleyne N/ 13- Maddox D/ 22- Aluma K/	1	15:50	1	15:10	00:40	0-0	0	0	0	0	0	0.0000
0- Cattoor H/ 3- Pedulla S/ 13- Maddox D/ 22- Aluma K/ 25- Mutts J/	1	15:10	1	14:53	00:17	0-0	0	0	0	0	0	0.0000
0- Cattoor H/ 5- Murphy S/ 13- Maddox D/ 22- Aluma K/ 25- Mutts J/	1	14:53	1	11:53	03:00	3-5	-2	2	0	1	1	0.6000
0- Cattoor H/ 1- N'Guessan D/ 4- Alleyne N/ 5- Murphy S/ 25- Mutts J/	1	11:53	1	10:03	01:50	2-7	-5	1	0	0	0	1.0000
0- Cattoor H/ 1- N'Guessan D/ 3- Pedulla S/ 4- Alleyne N/ 22- Aluma K/	1	10:03	1	09:23	00:40	2-1	1	0	0	0	1	2.0000
0- Cattoor H/ 3- Pedulla S/ 4- Alleyne N/ 22- Aluma K/ 25- Mutts J/	1	09:23	1	08:03	01:20	2-3	-1	0	1	0	0	1.0000
0- Cattoor H/ 4- Alleyne N/ 5- Murphy S/ 22- Aluma K/ 25- Mutts J/	1	08:03	1	05:12	02:51	2-4	-2	3	0	1	1	0.5000
0- Cattoor H/ 3- Pedulla S/ 13- Maddox D/ 22- Aluma K/ 25- Mutts J/	1	05:12	1	03:43	01:29	6-2	4	2	0	0	2	3.0000
0- Cattoor H/ 5- Murphy S/ 13- Maddox D/ 22- Aluma K/ 25- Mutts J/	1	03:43	1	01:10	02:33	4-0	4	4	1	1	2	1.0000
1- N'Guessan D/ 4- Alleyne N/ 5- Murphy S/ 13- Maddox D/ 25- Mutts J/	1	01:10	1	00:02	01:07	4-0	4	1	0	0	1	2.1277
0- Cattoor H/ 1- N'Guessan D/ 3- Pedulla S/ 5- Murphy S/ 25- Mutts J/	1	00:02	2	20:00	00:03	0-0	0	0	0	0	0	0.0000
0- Cattoor H/ 4- Alleyne N/ 5- Murphy S/ 22- Aluma K/ 25- Mutts J/	2	20:00	2	17:15	02:45	8-5	3	0	0	0	1	1.8018
0- Cattoor H/ 1- N'Guessan D/ 4- Alleyne N/ 5- Murphy S/ 25- Mutts J/	2	17:15	2	15:42	01:33	0-5	-5	0	0	1	0	0.0000
0- Cattoor H/ 1- N'Guessan D/ 3- Pedulla S/ 4- Alleyne N/ 22- Aluma K/	2	15:42	2	13:47	01:55	0-8	-8	0	0	1	0	0.0000
0- Cattoor H/ 3- Pedulla S/ 13- Maddox D/ 22- Aluma K/ 25- Mutts J/	2	13:47	2	11:59	01:48	2-5	-3	0	0	0	0	0.6667
4- Alleyne N/ 5- Murphy S/ 13- Maddox D/ 22- Aluma K/ 25- Mutts J/	2	11:59	2	11:41	00:18	1-0	1	0	0	0	0	2.2727
0- Cattoor H/ 4- Alleyne N/ 5- Murphy S/ 22- Aluma K/ 25- Mutts J/	2	11:41	2	08:15	03:26	6-4	2	3	1	2	2	0.9317
0- Cattoor H/ 1- N'Guessan D/ 4- Alleyne N/ 5- Murphy S/ 22- Aluma K/	2	08:15	2	07:09	01:06	0-2	-2	0	0	0	0	0.0000
0- Cattoor H/ 4- Alleyne N/ 5- Murphy S/ 22- Aluma K/ 25- Mutts J/	2	07:09	2	07:09	00:00	2-0	2	0	0	0	0	2.2727
0- Cattoor H/ 3- Pedulla S/ 4- Alleyne N/ 22- Aluma K/ 25- Mutts J/	2	07:09	2	04:05	03:04	7-0	7	3	0	0	1	2.3333
0- Cattoor H/ 4- Alleyne N/ 5- Murphy S/ 22- Aluma K/ 25- Mutts J/	2	04:05	2	01:09	02:56	0-6	-6	1	0	2	0	0.0000
0- Cattoor H/ 1- N'Guessan D/ 4- Alleyne N/ 5- Murphy S/ 22- Aluma K/	2	01:09	2	00:34	00:35	2-2	0	0	0	0	0	2.0000
0- Cattoor H/ 4- Alleyne N/ 5- Murphy S/ 22- Aluma K/ 25- Mutts J/	2	00:34	2	00:00	00:34	2-2	0	2	0	1	0	0.6667



**NC State at Virginia Tech**

01/04/22 Cassell Coliseum, Blacksburg  
2021-22 Men's Basketball

**Game Time:** 7:00 PM

**Game Duration:** 1:53

**Attendance:** 5,148

**Officials:** Lee Cassell, Brian O'Connell, Earl Walton

**NC State**

Lineup	Time	Score	Score Diff	Pts/Min	Reb	Stl	Tov	Ass	PPP
0- Smith T/ 1- Seabron D/ 4- Hellems J/ 5- Allen T/ 21- Dowuona E/	11:31	21-22	-1	1.8234	9	1	2	5	1.3125
0- Smith T/ 1- Seabron D/ 3- Hayes C/ 4- Hellems J/ 21- Dowuona E/	10:19	10-12	-2	0.9693	10	2	4	0	0.7267
0- Smith T/ 1- Seabron D/ 3- Hayes C/ 4- Hellems J/ 24- Ross E/	07:47	20-15	5	2.5696	8	2	2	3	1.5015
0- Smith T/ 1- Seabron D/ 4- Hellems J/ 5- Allen T/ 24- Ross E/	04:06	5-5	0	1.2195	3	1	1	1	0.8333
1- Seabron D/ 3- Hayes C/ 4- Hellems J/ 14- Morsell C/ 21- Dowuona E/	03:17	5-3	2	1.5228	3	0	0	1	1.2500
0- Smith T/ 3- Hayes C/ 4- Hellems J/ 14- Morsell C/ 24- Ross E/	01:50	7-2	5	3.8182	3	0	0	1	2.4306
0- Smith T/ 1- Seabron D/ 4- Hellems J/ 14- Morsell C/ 24- Ross E/	01:10	0-4	-4	0.0000	0	0	0	0	0.0000



**NC State at Virginia Tech**

01/04/22 Cassell Coliseum, Blacksburg  
2021-22 Men's Basketball

**Game Time:** 7:00 PM

**Game Duration:** 1:53

**Attendance:** 5,148

**Officials:** Lee Cassell, Brian O'Connell, Earl Walton

**Virginia Tech**

Lineup	Time	Score	Score Diff	Pts/Min	Reb	Stl	Tov	Ass	PPP
0- Cattoor H/ 4- Alleyne N/ 5- Murphy S/ 22- Aluma K/ 25- Mutts J/	15:06	23-28	-5	1.5232	11	1	6	5	0.8970
0- Cattoor H/ 5- Murphy S/ 13- Maddox D/ 22- Aluma K/ 25- Mutts J/	05:33	7-5	2	1.2613	6	1	2	3	0.7778
0- Cattoor H/ 1- N'Guessan D/ 4- Alleyne N/ 5- Murphy S/ 25- Mutts J/	04:46	6-12	-6	1.2587	3	0	1	1	0.9317
0- Cattoor H/ 3- Pedulla S/ 4- Alleyne N/ 22- Aluma K/ 25- Mutts J/	04:24	9-3	6	2.0455	3	1	0	1	1.8000
0- Cattoor H/ 3- Pedulla S/ 13- Maddox D/ 22- Aluma K/ 25- Mutts J/	03:34	8-7	1	2.2430	2	0	0	2	1.6000
0- Cattoor H/ 1- N'Guessan D/ 3- Pedulla S/ 4- Alleyne N/ 22- Aluma K/	02:35	2-9	-7	0.7742	0	0	1	1	0.6667
0- Cattoor H/ 1- N'Guessan D/ 4- Alleyne N/ 5- Murphy S/ 22- Aluma K/	01:41	2-4	-2	1.1881	0	0	0	0	1.0000
1- N'Guessan D/ 4- Alleyne N/ 5- Murphy S/ 13- Maddox D/ 25- Mutts J/	01:07	4-0	4	3.5821	1	0	0	1	2.1277
1- N'Guessan D/ 3- Pedulla S/ 4- Alleyne N/ 13- Maddox D/ 22- Aluma K/	00:40	0-0	0	0.0000	0	0	0	0	0.0000
4- Alleyne N/ 5- Murphy S/ 13- Maddox D/ 22- Aluma K/ 25- Mutts J/	00:18	1-0	1	3.3333	0	0	0	0	2.2727
1- N'Guessan D/ 3- Pedulla S/ 4- Alleyne N/ 13- Maddox D/ 25- Mutts J/	00:13	1-0	1	4.6154	0	0	0	0	2.2727
0- Cattoor H/ 1- N'Guessan D/ 3- Pedulla S/ 5- Murphy S/ 25- Mutts J/	00:03	0-0	0	0.0000	0	0	0	0	0.0000