



VIRGINIA TECH

2021-22 WOMEN'S BASKETBALL



GAME 19

RV VIRGINIA TECH HOKIES

14-4, 6-1 ACC

Head Coach: Kenny Brooks (James Madison, 1992)
Record at VT: 115-63 (6th season)
Career Record: 452-185 (20th season)
Record vs. Opp at VT: 1-7

at

NO. 4 NC STATE WOLFPACK

17-2, 8-0 ACC

Head Coach: Wes Moore (Johnson University, 1984)
Record at NC State: 207-67 (9th season)
Career Record: 765-236
Record vs. VT: 11-2

GAME 19 | VIRGINIA TECH at NC STATE - JAN. 23, 2022 | 4 PM | RALEIGH, NC | REYNOLDS ARENA (5,600)

BROADCAST INFORMATION

TV | ACC NETWORK

Pam Ward, PxP
Stephanie White, Analyst

RADIO | VT Sports Network

Evan Hughes, PxP

VIDEO STREAM

ESPN APP

LIVE STATS

stats.hokiesports.com



@HokiesWBB

@PackWomensBball

PROJECTED STARTERS

Virginia Tech Hokies		Ht.	Yr.	Hometown	PPG	RPG	Other
G	5 Georgia Amoore	5-6	So.	Victoria, Australia	9.8	2.2	Shooting 44% on 3FG in ACC play
G	2 Aisha Sheppard	5-9	Gr.	Alexandria, Va.	12.8	2.9	Second in ACC history in 3FG (357)
G	22 Cayla King	6-0	Jr.	Greensboro, N.C.	7.7	3.6	First in conference in 3FG% (.432)
G	23 Kayana Traylor	5-9	Sr.	Martinsville, Ind.	10.5	2.7	Started each of the last five games
C	33 Elizabeth Kitley	6-6	Jr.	Summerfield, N.C.	19.3	10.6	Leads ACC in pts, reb and blocks in conference play

Pitt Panthers		Ht.	Yr.	Hometown	PPG	RPG	Other
C	33 Elissa Cunane	5-9	So.	Summerfield, N.C.	14.2	7.8	Posted five double-doubles this season
G	11 Jakia Brown-Turner	6-0	Jr.	Oxon Hill, Md.	8.4	4.5	Scored 14 in Thursday's win over the No. 3 Louisville Cardinals
G	2 Raina Perez	5-4	Gr.	Goodyear, Arizona	8.7	2.6	Leads team in minutes and 3FG%
G	3 Kai Crutchfield	5-9	Gr.	Raleigh, N.C.	5.9	2.7	Started all 19 contests this season
F	25 Kayla Jones	6-1	Gr.	Jamesville, N.C.	8.0	3.7	Shooting 53% from the floor

KEY STORYLINES

THE SERIES

- Virginia Tech is 2-23 all-time against NC State. Last season Tech earned the program's highest ranked win ever when they beat the second-ranked Wolfpack 83-71 in OT on Jan. 28, 2021 at Cassell Coliseum. In that game, the Hokies tied an NCAA record by scoring 28 points in OT and Aisha Sheppard's 18 alone is the most ever by a single player in an OT session.
- VT is 1-18 against the Wolfpack in ACC play.
- VT is 0-11 against NC State in games played at Reynold Arena.

A WIN WOULD...

- Signal a 7-1 start to ACC play for the first time in program history.
- Be Tech's third over a ranked program this season.

MISCELLANEOUS PROGRAM NOTES

- Aisha Sheppard's 144 games played is

- a program record.
- Elizabeth Kitley's 165 blocks are fourth all-time. Her 29 total double-doubles rank second in school history behind only Regan Magarity who tallied 55.
- The Hokies posted a 3.60 GPA in the fall semester, setting a program record.
- All six of VT's conference wins have come by double digits, tying the program record in that category, set in 2019-20.
- Tech posted four players in double figures in Thursday's 75-65 win over Pitt. The squad is 7-0 when four different athletes score 10+.
- The Hokies have won games in many different styles. Their 92 points scored at FSU is the second most in an ACC game this season. They have also won in conference when scoring in the sixties (3-0) and seventies (2-0).

2021-22 SCHEDULE

RECORD	14-4
ACC	6-1
NON-CONFERENCE	8-3
HOME	7-1
AWAY	6-2
NEUTRAL	1-1

Date	Opponent	TV	TIME
N9	Davidson	ACCNX	W, 76-57
N11	at George Washington	ESPN+	W, 75-38
N14	at George Mason	ESPN+	W, 81-52
N17	Coppin State	ACCNX	W, 85-32
N20	Campbell	ACCNX	W, 84-39
N26	Missouri State^	FloHoops	L, 68-76
N27	UT-Martin^	FloHoops	W, 54-49
D1	at Wisconsin	BTN+	W, 70-60
D5	No. 11 Tennessee	ACCN	L, 58-64
D7	at Liberty	ESPN+	L, 40-59
D12	Radford	ACCNX	W, 89-40
D19	at Florida State*	ACCN	W, 92-75
D30	No. 15 Duke*	ACCN	W, 77-55
J2	at Wake Forest*	ACCN	W, 66-53
J6	Virginia*	ACCNX	7 PM
J9	at No. 19 UNC*	ACCN	L, 46-71
J13	at No. 16 Duke*	ACCN	W, 65-54
J16	Clemson*	ACCN	6 PM
J18	Virginia*	ACCN	W, 69-52
J20	Pitt*	ACCN	W, 75-65
J23	at No. 4 NC State*	ACCN	4 PM
J27	at Virginia*	ACCNX	7 PM
F3	at Notre Dame*	ACCN	8 PM
F6	Boston College*	RSN	2 PM
F8	Clemson*		6 PM
F10	Georgia Tech*	RSN	8 PM
F13	UNC*	ACCNX	1 PM
F17	at Syracuse*	ACCNX	7 PM
F20	at Louisville*	ACCN	2 PM
F24	Miami*	RSN	6 PM
F27	NC State*	ACCN	6 PM
M3-6	ACC Tournament		

- All time Eastern
- * denotes ACC contests
- ^ denotes San Juan Shootout in San Juan, Puerto Rico

FOLLOW THE HOKIES



@HOKIESWBB

MEDIA CONTACT INFO

Carter W. Brown

Associate Director, Creative Communications

Phone: (804) 551-0457

Email: cart315@vt.edu

QUICK FACTS

THE BASICS

University Name: Virginia Tech
 Location: Blacksburg, Va.
 Founded : 1872
 Enrollment: 36,000+
 President: Dr. Timothy Sands
 Director of Athletics: Whit Babcock
 Nickname: Hokies
 Mascot: Hokie Bird
 Colors: Chicago Maroon and Burnt Orange
 Affiliation: NCAA Division I
 Conference: Atlantic Coast

FACILITY FACTS

CASSELL COLISEUM
 Capacity: 8,925
 Record in Arena: 440-208 (.676)

TEAM INFORMATION

2020-21 Record: 15-10
 Home/Away/Neutral: 9-5/4-3/2-2
 Conference Record: 8-8
 Home/Away: 4-5/4-3
 Conference Finish: 7th
 Conference Tournament: Lost in quarterfinals
 Starters Returning/Lost: 5/0
 Letterwinners Returning/Lost: 8/4
 Newcomers: 5

Total seasons: 46
 First season: 1976/77
 All-Time Record: 737-609
 All-Time ACC Record: 85-184
 All-Time ACC Tournament Record: 7-17
 ACC Championship Game Appearances: 0
 NCAA Tournament Appearances (Last): 10 (2021)
 All-Time NCAA Record: 9-10



MEDIA INFORMATION

CREDENTIALS

Outlets interested in obtaining credentials to cover Virginia Tech women's basketball home games must apply for credentials via email:

cart315@vt.edu

All credentials for Virginia Tech home games this season will be issued on a single-game basis, and media seating is limited.

INTERVIEW POLICY

Gamedays: Coach Kenny Brooks and requested student-athletes will be available to the media after the game and following a 10-minute cooling off period. For home games, interviews of Coach Brooks and players will be conducted in-person in the Cassell Coliseum media center.

Non-Gamedays: All coach and player interview requests need to be arranged through the Virginia Tech Creative Communications Office - contact Carter W. Brown (c: 804-551-0457; e: cart315@vt.edu). Players and coaches should not be contacted directly under any circumstances.



2021-22 VIRGINIA TECH NUMERICAL ROSTER

No.	Name	Cl.	Pos.	Ht.	Hometown	Previous School
2	Aisha Sheppard	Gr.	G	5-10	Alexandria, Va.	St. John's
3	Chloe Brooks	r-Jr.	G	5-9	Harrisonburg, Va.	Spotswood
5	Georgia Amoore	So.	G	5-6	Ballarat, Victoria, Australia	Loretto College Ballarat (Ballarat Rush)
11	D'asia Gregg	Sr.	F	6-2	Florence, S.C.	Wilson (Georgia Tech/Gulf Coast State)
15	Azana Baines	Jr.	G	6-1	Blackwood, N.J.	Gloucester Catholic (Duke)
21	Shamarla King	r-Fr.	G	6-0	Hartford, Ct.	The Watkinson School
22	Cayla King	Jr.	G	6-0	Greensboro, N.C.	Northwest Guilford
23	Kayana Traylor	Sr.	G	5-10	Martinsville, Ind.	Martinsville (Purdue)
24	Emily Lytle	Gr.	G/F	5-11	Memphis, Tenn.	Evangelical Christian School (Liberty)
31	Rochelle Norris	r-So.	C	6-5	Stafford, Va.	New Hope Academy (West Virginia)
33	Elizabeth Kitley	Jr.	C	6-6	Summerfield, N.C.	Northwest Guilford
35	Taylor Geiman	Jr.	G/F	6-0	Hanover, Pa.	South Western

COACHING & SUPPORT STAFF

Head Coach: Kenny Brooks (James Madison, 1992)

Record at VT: 105-59 (6th Year)

Overall Record: 442-181 (20th Year)

Associate Head Coach: Shawn Poppie (6th Year)

Assistant Coach: Lindsey Hicks (2nd Year)

Assistant Coach: Camille Collier (1st Year)

Director of Operations: Tim Clark (6th Year)

Player Personnel Specialist: Radville Autukaite (4th Year)

Video Coordinator: Chase Sanchez (1st Year)

Assistant Director of Operations: Kendyl Brooks (1st Year)

Assistant to the Head Coach: Abby Daniels (6th Year)

Strength & Conditioning: Greg Werner (6th Year)

Athletic Trainer: Erin Cash (6th Year)

PRONUNCIATION GUIDE

AISHA Sheppard	Asia
Georgia AMOORE	Aye-more
D'ASIA Gregg	Dee-asia
AZANA Baines	Uh-zohn-uh
KAYANA Traylor	Kay-on-nuh Tray-lor
Emily LYTLE	Light-ul
ROCHELLE Norris	Row-shell
Taylor GEIMAN	Guy-man

ROSTER BY CLASS

Freshmen (1)	Sophomores (2)	Juniors (5)	Seniors (4)
Shamarla King*	Georgia Amoore	Azana Baines	D'asia Gregg
	Rochelle Norris*	Chloe Brooks*	Emily Lytle^
		Taylor Geiman	Aisha Sheppard^
		Cayla King	Kayana Traylor
		Elizabeth Kitley	

* = Redshirt

^ = Graduate Student

NOTEWORTHY

MORE ON TECH IN THE NON-CONFERENCE

- Since his arrival in 2016, Coach Brooks has owned the non-conference portion of the schedule, accumulating a 74-15 record.
- He has reached the ACC season unbeaten in the non-conference four times at VT.
- VT is 12-6 against schools from the other Power Five conferences during his tenure, including an impressive 7-2 mark vs. the Big Ten, 4-2 vs. the SEC and a 1-2 record vs. the Big 12. He is yet to face a squad from the Pac 12.

BROOKS LEADS A VETERAN GROUP

- Virginia Tech's roster heads into the 2020-21 season with a combined 14,343 minutes of D1 action under its belt; Sheppard (3,349), Lytle (2,679), Traylor (2,431), Kitley (1,695), Cayla King (1,189), Baines (886), Amooore (787), Norris (607), Gregg (422), Geiman (251), Brooks (47).

MORE ON SHEPPARD AND KITLEY

- The Hokies could boast two All-Americans by March in guard Aisha Sheppard and center Elizabeth Kitley. Sheppard was an AP Honorable Mention selection in 2021. That duo is one of the best in the nation, combining for an ACC-high 35.9 points per game last season.
- They combined to score 30 or more in 20 of Tech's 25 games last season, helping the team go 14-6 in those situations. When they were held below 30, Tech was just 1-4. Their combined point total was between 21 and 54 points in every game.
- Kitley will once again be in the conversation for the Lisa Leslie Award, honoring the nation's top center, which she was a finalist for in 2021. During that season, Kitley averaged 18.2 points, 10.4 rebounds and shot better than 53% from the field. In fact, she was the only Power Five sophomore to average 18 and 10 and furthermore was one of six P5 athletes to score 455 points and pull down 259 rebounds.
- Sheppard led the ACC and was fifth nationally with 87 made 3's on the season, breaking her own VT single-season record. Already a 1,000-point scorer, Sheppard moved into sixth all-time at VT with 1,445 career points and stands 347 points away from breaking Hall of Famer Renee Dennis' (Class of 1987) record of 1,791 points.

MULTIPLE 1,000-POINT SCORERS THIS YEAR

- In addition to Aisha Sheppard and Emily Lytle who came into the season with 1,000 career points, Elizabeth Kitley

has also reached the mark and Kayana Traylor (960) could reach the milestone this season. It will be the first time in three seasons that the Hokies have put multiple 1,000-point scorers on the court at the same time.

BIG TEN/ACC CHALLENGE RENEWED

- After a one-year hiatus, the Big Ten/ACC Challenge was renewed this season with a full slate of matchups.
- Tech defeated Wisconsin 70-60 for their sixth consecutive victory in the competition, helping the ACC secure another win in The Challenge.
- The Hokies are one of two programs across the leagues to boast a six-game streak in The Challenge (Florida State).
- Coach Brooks is 5-0 in the competition, owning wins over Nebraska, Illinois, Rutgers, Purdue and Wisconsin by an average margin of 19.0 points.

SPECIALTY STATS ON CENTER ELIZABETH KITLEY

- Tech is 15-5 when Kitley scores 20+
- Tech is 27-5 when Kitley records 10+ rebounds
- Tech is 24-5 when Kitley records a double-double
- Tech is 32-17 when Kitley shoots 10+ FGs
- Tech is 17-11 when Kitey shoots 5+ FTs

SPECIALTY STATS ON GUARD AISHA SHEPPARD

- Tech is 7-9 when Sheppard scores 20+
- Tech is 11-8 when Sheppard scores 5+ 3FG
- Tech is 16-13 when Sheppard shoots 15+ FGs
- Tech is 11-5 when Sheppard shoots 5+ FTs

VT ALL-TIME SCORING LEADERS

POINTS	YEARS
Renee Dennis	1,791 83-87
Tere Williams	1,750 97-01
Aisha Sheppard	1,675 17-pres
Regan Magarity	1,651 14-19
Ieva Kublina	1,647 00-04

VT COACHES MOST WINS

WINS	LOSSES
Carol Alfano	278 262
Bonnie Hendrickson	158 62
Kenny Brooks	115 63
Beth Dunkenberger	110 104
Dennis Wolff	61 93
Carolyn Owen	8 16
John Wetzel	7 9

BROOKS' HOKIES

2021-22	VT CAREER
When scoring 49 or less	0-2 0-5
When scoring 50-59	1-1 5-19
When scoring 60-69	3-1 25-24
When scoring 70-79	5-0 42-13
When scoring 80-89	4-0 30-2
When scoring 90-99	1-0 12-0
When scoring 100+	0-0 1-0



CONFERENCE STANDINGS

TEAM	ACC	PCT	OVERALL
1. NC State	8-0	1.000	17-2
2. Virginia Tech	6-1	.857	14-4
3. Louisville	5-1	.833	15-2
4. North Carolina	5-2	.714	14-4
5. Georgia Tech	5-2	.714	13-4
6. Notre Dame	4-2	.667	13-4
7. Boston College	4-3	.571	13-5
8. Duke	3-3	.500	12-4
9. Miami	2-3	.400	9-6
10. Florida State	2-3	.400	8-7
11. Wake Forest	2-6	.250	12-7
12. Pitt	1-6	.143	10-8
13. Syracuse	1-6	.143	8-9
14. Clemson	1-6	.143	7-11
15. Virginia	0-5	.000	3-12

PREDICTED ORDER OF FINISH

TEAM (FIRST-PLACE VOTES)	POINTS
1. NC State (50)	847
2. Louisville (7)	789
3. Georgia Tech	691
4. Virginia Tech	644
5. Florida State	607
6. Notre Dame	580
7. North Carolina	488
8. Duke	464
9. Miami	355
10. Clemson	324
11. Boston College	297
12. Wake Forest	250
13. Syracuse	227
14. Pitt	160
15. Virginia	117

PRESEASON ALL-ACC TEAM

Ten-member Team

Taylor Soule, Boston College
 Delicia Washington, Clemson
 Lorela Cubaj, Georgia Tech
 Lotta-Maj Lahtinen, Georgia Tech
 Hailey Van Lith, Louisville
 Jakia Brown-Turner, NC State
 Elissa Cunane, NC State
 Maddy Westbeld, Notre Dame
Elizabeth Kitley, Virginia Tech
Aisha Sheppard, Virginia Tech

PRESEASON ACC PLAYER OF THE YEAR

Elissa Cunane, NC State

NEWCOMER WATCH LIST

Payton Verhulst, Louisville
 Teonni Key, North Carolina
 Diamond Johnson, NC State
 Olivia Miles, Notre Dame
 Sonia Citron, Notre Dame



SCORING NOTES ON THE HOKIES

- Tech scored 92 in the ACC opener against FSU. That total is the second-most ever scored by the program in an ACC contest.
- The last time that the Hokies scored 90 in consecutive games was in December of 2016 when they scored 98 against Bowling Green and then 92 at Auburn. The feat has never been achieved in ACC play.
- In the ACC era, VT WBB has scored 90+ on 20 occasions, winning each time. Kenny Brooks has been the head coach for 13 of those games.
- Brooks has had at least one such game in each of his six seasons in Blacksburg, including four each during the 2017-18 and 2018-19 seasons.

LISA LESLIE IS WATCHING

- For the second consecutive season, C Elizabeth Kitley is on the Lisa Leslie Award Watch List, which honors the nation's top center. In 2020-21 she played her way onto the list and was a finalist in March for the accolade.
- Now in her junior season, Kitley is on the initial Watch List of the season along with 19 other student-athletes from across the country.

TECH EARNS VALIDATION AFTER SENSATIONAL 2020-21 SEASON

- For the first time since 1999, VT is ranked in the preseason AP Poll, coming in at No. 24.
- It is the first time that the Hokies have been ranked since January 23, 2017, which was Coach Brooks' first season in charge in Blacksburg.
- The Hokies not only earned the respect of the national media, but they were voted fourth in the preseason ACC Poll, representing the highest preseason predicted order of finish for the program since joining the conference in 2004. Tech has never earned the four seed at the ACC Tournament, although they did finish T-4 in 2019-20 when they set a program record with 11 ACC victories.

DANCING AGAIN

- Tech ended a 15-year drought with its 2021 NCAA Tournament appearance, the program's 10th overall.
- In a unique Tournament played in the greater San Antonio region, the Hokies, a seven seed matchup up with Marquette in the first round. The Hokies earned a 70-63 victory behind 23 points and eight rebounds from Elizabeth Kitley and timely 3-point shooting from Da'Ja Green who made her only two shots of the game. Tech led by 15 with 5:28 to play in the game but the Eagles made a furious rally to cut the lead to just three in the final minute before Tech put the game away from the free throw line.
- Tech was beaten 90-48 in the second round by defending NCAA Champs Baylor who shot 50% from the field and had a +30 advantage on the glass. In that game Georgia Amoore led the Hokies with 18 points on 4-for-9 shooting from beyond the arc.

KITLEY A DOUBLE-DOUBLE MACHINE

- After registering 13 her sophomore season, Kitley owns eight already this season, a mark that is tops in the league.
- Her 28 career double-doubles are second most all-time at VT.

CAYLA THE KING OF THE LONG BALL

- Junior G Cayla King scored 60 3-pointers last season and upped her scoring average to 8.7 points per game.
- For her career, 122 of her 132 field goals have come from

beyond the arc where she shoots better than 38%.

- After not registering a game of 10+ points in her freshman season, King eclipsed double figures nine times in 2020-21. In those games VT was 8-1, with the only loss coming at No. 2 NC State by two points.

SHEPPARD'S CAREER SENIOR SEASON

- Aisha Sheppard scored 20 or more points in nine contests last season, second-most in the conference behind only ACC Player of the Year Dana Evans. Like Evans, she scored in double figures in every regular season contest prior to playing the conference tournament in Greensboro.
- Her Honorable Mention All-America nod made her the first Hokie to earn the accolade since 1999 and just the fourth overall.

GREGG MAKES AN IMPACT OFF THE BENCH

- F D'asia Gregg suffered several DNP's (coaches decision) early in the 2020-21 season as she became acclimated with the Hokies' system on the court.
- Coach Brooks later praised Gregg, affectionately called D-Mo, for her patience and perseverance. She is frequently the loudest player on the bench, calling out plays, screens and cheering on her teammates.
- She began to play a greater role on the court in the middle of the season and ended up securing her first career double-double in the ACC Tournament victory over Miami with 13 points and 10 rebounds.
- VT is 5-2 when D-Mo plays 20+ minutes.
- VT is 4-1 when D-Mo grabs 5+ rebounds.

JUNIOR TAYLOR GEIMAN BACK ON THE FLOOR FOR BROOKS AND CO.

- Hanover, Pennsylvania native Taylor Geiman has played in just 19 career games, suffering season-ending knee injuries in both of her seasons in Blacksburg.
- Back healthy, the G/F is poised to make an impact once again on the court for the Hokies.
- Praised as a 'Swiss Army' knife by Coach Brooks, Geiman can play nearly any position on the floor.

EMILY LYTLE, A FAMILIAR FACE NOW IN MAROON AND ORANGE

- Graduate student Emily Lytle joined the Hokies in the summer of 2021 after a stellar career at nearby Liberty. While with the Flames, she faced the Hokies three times.
- In those contests, all VT victories, Lytle averaged 15.3 points and 3.6 rebounds.

KITLEY ON NUMEROUS WATCH LISTS THIS SEASON

- Center Elizabeth Kitley has been included in the following already this year; Preseason All-ACC, Lisa Leslie Award Watch List, ESPN Top 25, Wade Watch List, Wooden Award Top 50, Naisimith Trophy Women's Watch List.
- She was one of the Top 25 in the Wooden Award Midseason rankings in early January.

SHEPPARD ON THE WOODEN AWARD AS WELL

- G Aisha Sheppard is also a Preseason All-ACC selection and was placed on the Wooden Award Top 50, making VT one of 12 schools and three in the ACC with multiple athletes on the list.

SHEPPARD A SENIOR CLASS AWARD NOMINEE

- The Senior CLASS Award announced their top 30 candidates on December 7, with Hokie guard Aisha Sheppard amongst that group.
- Virginia Tech is one of three schools to have a candidate on both the men's and women's side (F Justyn Mutts).

KENNY BROOKS

IN SIXTH SEASON AT VIRGINIA TECH



BROOKS BY SITUATION	2021-22	AT VT
vs. ranked opp	2-2	5-27
Day games	5-2	54-36
Night games (tip 5 p.m.)	9-2	60-27
In November	6-1	34-4
In December	4-2	30-6
In January	4-1	18-26
In February	0-0	19-17
In March	0-0	15-10
On Monday	0-0	5-0
On Tuesday	2-1	10-2
On Wednesday	2-0	11-3
On Thursday	4-0	32-23
On Friday	0-1	12-4
On Saturday	2-0	9-4
On Sunday	4-2	36-27
White uniforms	6-0	62-18
Maroon uniforms	1-2	22-22
Orange uniforms	0-0	16-6
Black uniforms	4-1	11-16
Retro White uniforms	1-1	1-1
Gray uniforms	2-0	2-0

CAREER RECORDS

Overall Record	452-185
Conference Games	234-105
Non-Conference Games	218-80
Conference Tournament	30-14
ACC Tournament	3-5
NCAA Tournament	2-7
WNIT	20-7
Overtime Games	19-12

KENNY VS. THE ACC

School	Record	Streak
Boston College	4-0	W4
Clemson	4-3	W2
Duke	4-3	W3
Florida State	1-5	W1
Georgia Tech	2-3	L1
Louisville	0-6	L6
Miami	4-5	W4
NC State	1-7	L1
North Carolina	6-3	L2
Notre Dame	1-5	L2
Pitt	6-1	W6
Syracuse	3-3	W1
Virginia	3-6	W1
Wake Forest	5-3	W1
Total	44-53	W3

KENNY AT CASSELL

Year	Record	ACC
2016-17	14-6	2-6
2017-18	15-9	4-4
2018-19	13-5	3-5
2019-20	13-2	7-2
2020-21	9-5	4-5
2021-22	7-1	3-0
Total	71-23	23-22
Overall Record	71-23 (.750)	
Conference Games	23-22 (.488)	
Non-Conference Games	48-1 (.979)	

▶ COACH BROOKS: CAREER BREAKDOWN

Season	School	Overall	Conference	Finish	Postseason	Final AP	RPI/NET
2002-03	JMU	16-10 .615	11-7 .611	4th	-	-	134
2003-04	JMU	13-18 .419	7-11 .389	7th	-	-	170
2004-05	JMU	18-11 .620	10-8 .556	4th	-	-	105
2005-06	JMU	24-7 .774	14-4 .778	2nd	WNIT First Round	-	55
2006-07	JMU	27-6 .818	16-2 .889	2nd	NCAA First Round	-	26
2007-08	JMU	24-10 .705	14-4 .778	2nd	WNIT Round of 16	-	45
2008-09	JMU	24-10 .705	14-4 .778	3rd	WNIT Second Round	-	57
2009-10	JMU	26-7 .787	13-5 .722	2nd	NCAA First Round	-	44
2010-11	JMU	26-8 .764	16-2 .889	1st	NCAA First Round	-	37
2011-12	JMU	29-8 .783	14-4 .778	2nd	WNIT Finals	-	29
2012-13	JMU	25-11 .694	15-3 .824	2nd	WNIT Quarterfinals	-	63
2013-14	JMU	29-6 .828	15-1 .938	1st	NCAA Second Round	-	38
2014-15	JMU	29-4 .878	17-1 .944	1st	NCAA First Round	-	31
2015-16	JMU	27-6 .818	17-1 .944	1st	NCAA First Round	-	34
Totals	14 Seasons	337-122 .734	193-57 .772				
2016-17	Virginia Tech	20-14 .588	4-12 .250	T11th	WNIT Round of 16	-	77
2017-18	Virginia Tech	23-14 .621	6-10 .375	T9th	WNIT Finals	-	47
2018-19	Virginia Tech	22-12 .647	6-10 .375	T10th	WNIT Round of 16	-	66
2019-20	Virginia Tech	21-9 .700	11-7 .611	T4th	*No postseason played	-	38
2020-21	Virginia Tech	15-10 .600	8-8 .500	7th	NCAA Second Round	-	33
2021-22	Virginia Tech	14-4 .777	6-1 .857	-	-	-	-
Totals	6 Seasons	115-63 .643	41-48 .447				
Overall	20 Seasons	452-185 .707	234-105 .686				

▶ THE BROOKS FILE

Born	12/20/1968
Hometown	Waynesboro, Virginia
Wife	Chrissy
Children	Kendyl, Chloe, Gabby, Nicholas
Education	JMU, 1992
Joined Tech Staff	3/28/2016
Years as College Head Coach	25
Years as College Coach	20

Coaching Career

1994-98	Assistant Coach, VMI (men's)
1998-02	Assistant Coach, JMU
2002-03	Interim Head Coach, JMU
2003-16	Head Coach, JMU
2016-pr.	Head Coach, Virginia Tech

▶ ACCOMPLISHMENTS

Seven NCAA Tournaments

2007, 2010, 2011, 2014, 2015, 2016, 2021

Five CAA Tournament Championships

2010, 2011, 2014, 2015, 2016

Four CAA Regular Season Titles

2011, 2014, 2015, 2016

Four-time CAA Coach of the Year

2007, 2014, 2015, 2016

Six CAA Players of the Year

Meredith Alexis (07), Tamera Young (08), Dawn Evans (11), Kirby Burkholder (14), Precious Hall (15) & Jazmon Gwathmey (16)



Brooks notched his 100th win at Virginia Tech at the 2021 ACC Tournament with a 72-64 victory over Miami on March 4, 2021.

BIOGRAPHY IN BULLETS

- Kenny Brooks was named the seventh head women's basketball coach in Virginia Tech women's basketball history on March 28, 2016 and concluded his fifth season at the helm of the Hokies' program in 2021. He won his 100th game as a Hokie at the 2021 ACC Tournament with a 72-64 victory over Miami.
- Since Brooks' arrival in Blacksburg, the Hokies have enjoyed five consecutive winning seasons, and made a return to the NCAA Tournament in 2021 after a 15-year absence.
- Tech's 2020-21 season was a special one in several regards, with the Hokies winning their First Round NCAA Tournament game against Marquette, the team securing the program's first win over an AP top four team, a program record six-game winning streak in ACC play, and for the first time, two student-athletes were honored as First Team All-ACC performers.
- The Hokies set numerous program records in 2019-20, most notably winning 11 ACC games for the first time and earning the five seed at the conference's tournament.
- To begin his tenure, Brooks and the Hokies reeled off 15 straight wins to open the 2016-17 season, Tech's strongest start to a season in 18 years. Behind that strong start, Tech climbed to as high as No. 15 in the AP Poll.
- Brooks has ushered in a new era of uptempo basketball at Virginia Tech, as his Hokies have reset the program scoring record twice and surpassed the mark for 3-pointers made.
- During his time in Blacksburg, Brooks has recruited and developed All-ACC performer Taylor Emery, who set the single season scoring record in 2017-18 at 667 points. She also scored the most field goals in a single campaign with 236. She became the fastest player to 1,000 points (55 games) and was the first Hokie to earn first team All-ACC honors when she did so in 2019.
- Five Hokies have reached 1,000 points since Brooks joined Tech including All-ACC performers Emery, Regan Magarity, Aisha Sheppard and Elizabeth Kitley. Magarity graduated in 2019 with her name imprinted all throughout the record book, with over 1,600 points and an ACC record 1,299 rebounds.
- Brooks joined the Hokies after an impressive 14-seasons at his alma mater, James Madison. He compiled a record of 337-122 (.756) making him the winningest coach in JMU program history. He guided the Dukes to 11 consecutive postseason appearances that included six NCAA bids and five trips to the WNIT.
- Over an 11-year stretch (2005-16), Brooks' squads never won fewer than 24 games, averaging 26.3 wins per year. The Dukes won three consecutive CAA championships under Brooks' tutelage (2014-16) and captured a total of five conference titles.
- During those final three seasons in Harrisonburg, Brooks and the Dukes compiled an impressive 60-3 record in conference play.
- He was named CAA Coach of the Year for a fourth time in 2015-16, while his student-athletes also garnered CAA Player and Rookie of the Year

honors.

- Under Brooks, JMU tallied six CAA Players of the Year, three Rookies of the Year and two Defensive Players of the Year. The Dukes also recorded 31 All-CAA selection, 11 Defensive Team and 10 All-Rookie Team selections during his tenure.
- The Waynesboro, Virginia native has coached four WNBA Draft picks; Tamera Young, Lauren Okafor and Jazmon Gwathmey from JMU and Regan Magarity from Tech (2019).
- BA 1992 graduate of JMU, Brooks played for three seasons under legendary coach Lefty Driessel and made two NIT appearances while earning a degree in business management. He began his coaching career as a part-time assistant for the 1993-94 JMU men's squad that won the CAA Tournament and advanced to the NCAA Tournament.
- After four seasons as an assistant for the men's program at VMI (1994-98), he moved back to his alma mater as a men's assistant from 1998-2002. He was named interim women's head coach on Dec. 6, 2002 before taking over those duties on a full-time basis on March 21, 2003.

STATISTICALLY THE BEST

- Brooks has coached his team to leading the nation in a statistical category at both schools: JMU led D1 in rebound margin (+12.9) in 2008 and VT led D1 in free throw percentage in 2019 at 80%.

DEFENDING CASSELL, KENNY'S FORTRESS

- In his six seasons in Blacksburg, Coach Brooks has enjoyed a 71-23 (.744) record in home games played on Carilion Clinic Court at Cassell Coliseum.
- He owns 21 victories by 30+ points against non-conference foes at home and is 48-1 against them in all competitions.

COMMONWEALTH COMPETITION

- Brooks is 14-8 against the eight in-state foes that he has faced while at VT.
- This season the Hokies will face George Mason, Liberty and Virginia.
- He is 4-0 against Radford, 3-0 vs. George Mason, 3-1 against Liberty, 2-0 vs. Richmond, 1-0 against Longwood and VCU, 3-6 vs. Virginia and 0-1 against JMU.
- Including games played at Cassell, Brooks is 73-28 (.717) in the state of Virginia as the head coach of the Hokies.

MR. JANUARY

- Brooks' career record in the month of January is 105-57 (.643).
- In his 19 completed seasons of being a head coach he has finished January unbeaten twice (2007 and 2015 with James Madison).

VT BY THE NUMBERS

357

Aisha Sheppard owns a program record 357 3-pointers. She is chasing the ACC record of 374 set by Louisville's Asia Durr from 2016-19.

Sheppard's 357 3's are fourth amongst active players.

148

Elizabeth Kitley has made 148 FGs this season, a mark that is fifth in the nation and first in the conference. Her four ACC Player of the Week awards this season are the most in the conference. Kitley is the first woman since Alana Beard in 2001-02 to win four of the league's first eight POW awards.

79

VT returns **79%** of its point production for a season ago, where they were fourth in the ACC at 72.04 points per game. In 2020-21 Tech was led by; Kitley (18.2), Sheppard (17.7), Amoore (11.8), Cayla King (8.7), Azana Baines (6.5), and D'asia Gregg (3.4).

MILESTONE TRACKER

- Kayana Traylor is 40 points away from recording the 1,000th of her collegiate career.
- Aisha Sheppard is 117 points away from becoming VT's all-time leader in scoring.

NATIONAL POLLS

ASSOCIATED PRESS POLL

Updated: Jan. 17

Rank	School	Record	Points
1	South Carolina (28)	17-1	747
2	Stanford	13-3	701
3	Louisville (2)	15-1	694
4	NC State	16-2	661
5	Tennessee	17-1	633
6	Indiana	14-2	607
7	Iowa State	16-1	542
8	Michigan	15-2	529
9	UConn	9-3	510
10	Arizona	12-2	466
11	LSU	17-2	464
12	Maryland	12-5	406
13	Georgia	13-3	310
14	Oklahoma	15-2	306
15	Texas	12-3	295
—	Baylor	11-4	295
17	BYU	14-1	275
18	Georgia Tech	13-4	263
19	Notre Dame	13-3	262
20	North Carolina	14-2	133
21	Duke	11-4	125
22	Colorado	13-1	119
23	Kentucky	8-5	83
24	FGCU	15-1	80
25	Iowa	10-4	52

Receiving Votes: Ohio State, Virginia Tech, Oregon, Ole Miss, Kansas State, South Florida, UCF, Missouri, DePaul, Kansas, South Dakota

Dropped from rankings: No. 22 Iowa, No. 25 Texas A&M

USA TODAY COACHES' POLL

Updated: Jan. 18

Rank	School	Record	Points
1	South Carolina (26)	17-1	792
2	Louisville (6)	15-1	765
3	Stanford	13-3	736
4	NC State	16-2	705
5	Indiana	14-2	661
6	Tennessee	17-1	648
7	Iowa State	16-1	591
8	Michigan	15-2	581
9	Arizona	12-2	511
10	LSU	17-2	473
11	Maryland	12-5	452
12	UConn	9-4	441
13	Georgia	14-3	411
14	Texas	12-3	336
15	BYU	14-1	324
16	Baylor	11-4	321
17	Notre Dame	13-3	285
18	Georgia Tech	13-4	226
19	Oklahoma	15-2	215
20	North Carolina	14-2	211
21	FGCU	15-1	147
22	Kentucky	8-5	123
23	Colorado	13-2	79
24	Duke	11-4	74
25	Ohio State	13-3	63

Receiving Votes: Iowa, Oregon, UCF, South Florida, Mississippi, Virginia Tech, Oregon State, UMass, Missouri State, Texas A&M, Liberty, Mississippi State, Gonzaga, Kansas State, Nebraska

Dropped Out: No. 24 South Florida

COMPARING THE WINS AND LOSSES STATISTICALLY

IN VIRGINIA TECH'S WINS

- In their 14 wins this season the Hokies have shot 46.3% from the field.
- VT is averaging 9.1 made 3's in their victories.
- The Hokies have assisted on better than 57% of their FGs.
- Their two top scorers, Elizabeth Kitley and Aisha Sheppard have averaged 33.9 ppg. They have combined to score 30+ 11 times and they have both been in double figures nine times.
- Tech has had three or more double digit scorers in 12 of their 13 wins this season. At FSU, five players scored 10+.

IN VIRGINIA TECH'S LOSSES

- In their four losses this season the Hokies have shot 34.2% from the field.
- VT is averaging 7.5 made 3's in their losses.
- The Hokies have assisted on 55.8% of their FGs.
- Their two top scorers, Elizabeth Kitley and Aisha Sheppard have averaged 26.0 ppg. They have combined to score 30+ twice and they have both been in double figures zero times.
- In none of the four losses, has Tech had more than two players score in double figures.

TRACKING TECH

	AP	Coaches
Preseason	24	RV
Nov. 15-16	25	No Poll
Nov. 23-24	24	RV
Nov. 29-30	RV	RV
Dec. 6-7	RV	RV
Dec. 13-14	NR	NR
Dec. 20-21	NR	NR
Dec. 27-28	NR	NR
Jan. 3-4	RV	RV
Jan. 10-11	RV	NR
Jan. 17-18	RV	RV
Jan. 24-25	-	-
Jan. 31-Feb. 1	-	-
Feb. 7-8	-	-
Feb. 14-15	-	-
Feb. 21-22	-	-
Feb. 28-Mar. 1	-	-
Mar. 7-8	-	-
Mar. 14-15	-	-
Final	-	-

CAREER GAMES STARTED

	Streak	21-22	Career	ACC
Aisha Sheppard	83	18	94	49
Chloe Brooks	0	0	0	0
Georgia Amoore	33	18	41	21
D'Asia Gregg	0	0	0	0
Azana Baines ¹	0	6	26	16
Shamarla King	0	0	0	0
Cayla King	11	17	40	21
Kavana Traylor ²	6	7	77	6
Emily Lytle ³	0	6	95	0
Rochelle Norris ⁴	0	0	11	0
Elizabeth Kitley	73	18	73	41
Taylor Geiman	0	0	0	0

¹ includes games played for Duke

² includes games played for Purdue

³ includes games played for Liberty

⁴ includes games played for West Virginia



NON-CONFERENCE BREAKDOWN

Team	NET	Result
Davidson	119	W, 76-57
at George Washington	212	W, 75-38
at George Mason	234	W, 81-52
Coppin State	245	W, 85-32
Campbell	187	W, 84-39
vs. Missouri State*	27	L, 68-76
vs. UT-Martin*	188	W, 54-49
at Wisconsin	230	W, 70-60
Tennessee	6	L, 58-64
at Liberty	59	L, 40-59
Radford	319	W, 89-40

Tech played in San Juan, Puerto Rico for the second time in three years, this time at the San Juan Shootout.



Elizabeth Kitley has led the Hokies in scoring 12x and rebounds 12x in 2021-22.



THE LAST TIME IN VIRGINIA TECH WOMEN'S BASKETBALL HISTORY

SCORING

Player scored 20 points	vs. Pitt (1/20/21) 27 - Elizabeth Kitley
Player scored 25 points	vs. Duke (12/30/21), 27 - Elizabeth Kitley
Player scored 30 points	at Florida State (12/19/21) - 34 Elizabeth Kitley
Player scored 35 points	vs. Clemson (3/7/19), 35 Taylor Emery
Player scored 40 points	NEVER
Two players scored 20 pts	vs. Duke (12/30/21)
Three players scored 20 pts	vs. ODU (12/3/02)
Five in double figures	at Florida State (12/19/21)
Six in double figures	vs. Delaware State (12/30/16)
Seven or more in dbl figures	vs. Wagner (11/10/17)

ASSISTS

Player had 10 assists	vs. Duke (2/27/20) - 10 Taja Cole
Player had 15 assists	NEVER

FIELD GOAL SHOOTING

Player made every shot from the field (minimum 7)	vs. George Washington (12/1/20) Elizabeth Kitley (7-for-7)
---------------------------------------------------	------------------------------------------------------------

BLOCKED SHOTS

Player had 5 blocks	at Wake Forest (1/2/22) - 5 Elizabeth Kitley
Player had 6 or more blocks	vs. Virginia (1/18/22) - 6 Elizabeth Kitley

3-POINT SHOOTING

Player made every shot from the field (minimum 4)	vs. Furman (12/30/15) Hannah Young (4-for-4)
Player made 5 3FG	at Florida State (12/19/21) - Georgia Amoore
Player made 6 3FG	at Clemson (2/25/21) - Aisha Sheppard
Player made 7 3FG	vs. Tennessee (12/5/21) - Aisha Sheppard
Player made 8 3FG	vs. Virginia (2/23/21) - Aisha Sheppard
Player attempted 10+ 3FG	vs. Radford (12/12/21) - 11 Aisha Sheppard

DOUBLE-DOUBLES

Points and rebounds	vs. Virginia (1/18/22) - 24 & 10 Elizabeth Kitley
Points and assists	vs. Duke (2/27/20) - 10 & 10 Taja Cole
Two players double-doubles	vs. Radford (12/12/21) - 14 & 12 Azana Baines
Three players dbl-dbls	vs. Wichita State (12/21/19) - Trinity Baptiste, Taja Cole and Lydia Rivers

FREE THROW SHOOTING

Player made every shot from the free throw line (minimum 10)	at North Carolina (2/9/20) Dara Mabrey (10-for-10)
--------------------------------------------------------------	----------------------------------------------------

TRIPLE DOUBLES

Points and rebounds	NEVER
Points and assists	NEVER

REBOUNDS

Player had 15 rebounds	at Duke (1/13/22) - 16 Azana Baines
Player had 20 rebounds	vs. Wake Forest (1/17/21) 21 - Elizabeth Kitley
Two players with 10+	at Duke (1/13/22) - 16 Azana Baines, 12 Elizabeth Kitley
Three players with 10+	vs. Georgia Southern (11/10/18)

CUMULATIVE TEAM STATS

2021-2022 Virginia Tech Women's Basketball
Overall Statistics (as of Jan 20, 2022)

Overall Record: 14-4 Conf: 6-1 Home: 7-1 Away: 6-2 Neutral: 1-1

#	Player	GP-GS	MIN	AVG	FG		3PT		FT		Rebounds				PF	DQ	A	TO	BLK	STL	PTS	AVG
					FG-FGA	FG%	3FG-FGA	3FG%	FT-FTA	FT%	OFF	DEF	TOT	AVG								
33	Kitley, Elizabeth	18-18	608	33.8	148-266	.556	1-4	.250	51-80	.638	59	132	191	10.6	37	1	31	36	55	10	348	19.3
02	Sheppard, Aisha	18-18	537	29.8	77-208	.370	51-139	.367	25-30	.833	10	42	52	2.9	37	1	47	37	3	18	230	12.8
23	Traylor, Kayana	18-7	512	28.4	57-138	.413	23-62	.371	52-62	.839	7	41	48	2.7	38	0	38	22	0	10	189	10.5
05	Amoore, Georgia	18-18	579	32.2	65-164	.396	32-84	.381	15-20	.750	1	39	40	2.2	44	1	82	41	0	16	177	9.8
22	King, Cayla	17-17	484	28.5	41-100	.410	38-88	.432	11-13	.846	12	49	61	3.6	40	1	22	16	3	10	131	7.7
15	Baines, Azana	16-6	335	20.9	36-68	.529	0-1	.000	8-22	.364	38	72	110	6.9	33	0	13	30	8	6	80	5.0
24	Lytle, Emily	18-6	293	16.3	25-75	.333	10-42	.238	17-22	.773	20	27	47	2.6	25	0	19	17	2	7	77	4.3
11	Gregg, D'asia	17-0	166	9.8	11-29	.379	1-11	.091	7-10	.700	7	32	39	2.3	20	0	9	16	4	4	30	1.8
35	Geiman, Taylor	10-0	74	7.4	2-8	.250	1-7	.143	3-6	.500	3	7	10	1.0	3	0	5	2	3	3	8	0.8
21	King, Shamarla	4-0	12	3.0	0-1	.000	0-1	.000	0-0	.000	0	3	3	0.8	0	0	0	1	1	0	0	0.0
Total		18	3600	200.0	462-1057	.437	157-439	.358	189-265	.713	190	489	679	37.7	277	4	266	224	79	84	1270	70.56
Opponents			3600	200.0	359-1024	.351	94-281	.335	179-246	.728	188	419	607	33.7	325	8	186	262	51	105	991	55.06

Team Statistics	Hokies	OPP	Conf	Date	Opponent	W/L	Score	Att.
SCORING	1270	991		11/09/21	DAVIDSON	W	76-57	1,487
Points Per Game	70.6	55.1		11/11/21	at George Washington	W	75-38	366
Scoring Margin	15.5	-		11/14/21	at George Mason	W	81-52	1,239
FIELD GOALS-ATT	462-1057	359-1024		11/17/21	COPPIN ST.	W	85-32	1,202
Field Goal Pct	.437	.351		11/20/21	CAMPBELL	W	84-39	1,263
3 POINT FG-ATT	157-439	94-281		11/26/21	vs Missouri St.	L	68-76	200
3PT FG Pct	.358	.335		11/27/21	vs UT Martin	W	54-49	200
3PT Made Per Game	8.7	5.2		12/01/21	at Wisconsin	W	70-60	2,096
FREE THROWS-ATT	189-265	179-246		12/05/21	TENNESSEE	L	58-64	2,631
FT Pct	.713	.728		12/07/21	at Liberty	L	40-59	1,265
FT Made Per Game	10.5	9.9		12/12/21	RADFORD	W	89-40	1,489
REBOUNDS	679	607	*	12/19/21	at Florida St.	W	92-75	2,155
Rebounds Per Game	37.7	33.7	*	12/30/21	DUKE	W	77-55	1,664
Rebounds Margin	4.0	-	*	01/02/22	at Wake Forest	W	66-53	776
ASSISTS	266	186	*	01/09/22	at North Carolina	L	46-71	1,547
Assists Per Game	14.8	10.3	*	01/13/22	at Duke	W	65-54	2,209
TURNOVERS	224	262	*	01/18/22	VIRGINIA	W	69-52	1,518
Turnovers Per Game	12.4	14.6	*	01/20/22	PITTSBURGH	W	75-65	1,472
Turnovers Margin	2.2	-						
Assist/Turnover Ratio	1.2	0.7						
STEALS	84	105						
Steals Per Game	4.7	5.8						
BLOCKS	79	51						
Blocks Per Game	4.4	2.8						
ATTENDANCE	12,726	11,653						
Dates/Avg Per Date	8-1,591	8-1,457						
Neutral Site #/Avg	-	2-200						

* = Conference game

Score by Periods	1st	2nd	3rd	4th	Total
Virginia Tech	332	294	322	322	1270
Opponents	251	221	253	266	991



2021-22 Virginia Tech Women's Basketball
Combined Team Statistics
In Conference games

Game Records

Record	Overall	Home	Away	Neutral
ALL GAMES	6-1	3-0	3-1	0-0
CONFERENCE	6-1	3-0	3-1	0-0
NON-CONFERENCE	0-0	0-0	0-0	0-0

Score by Periods

Team	1st	2nd	3rd	4th	OT	TOT
Virginia Tech	120	119	121	130	0	490
Opponents	105	95	101	124	0	425

Team Box Score

No.	Player	Total					3-Point		F-Throw		Rebounds				Other				PTS	AVG		
		GP-GS	MIN	AVG	FG-FGA	FG%	3FG-3FGA	3FG%	FT-FTA	FT%	OFF	DEF	TOT	AVG	PF	DQ	A	TO			BLK	STL
33	KITLEY, Elizabeth	7-7	259:35	37.1	61-116	.526	0-2	.000	36-41	.878	24	66	90	12.9	12	0	10	15	21	3	158	22.6
5	AMOORE, Georgia	7-7	245:27	35.1	31-72	.431	16-36	.444	14-16	.875	1	13	14	2.0	17	1	29	12	0	6	92	13.1
23	TRAYLOR, Kayana	7-6	212:05	30.3	22-57	.386	7-22	.318	32-36	.889	1	17	18	2.6	15	0	13	13	0	3	83	11.9
2	SHEPPARD, Aisha	7-7	214:54	30.7	21-75	.280	12-46	.261	14-19	.737	4	13	17	2.4	18	1	19	11	1	7	68	9.7
22	KING, Cayla	7-7	202:49	29.0	17-39	.436	14-31	.452	6-8	.750	6	17	23	3.3	20	0	8	5	0	4	54	7.7
15	BAINES, Azana	5-1	116:22	23.3	7-16	.438	0-1	.000	2-3	.667	15	27	42	8.4	9	0	6	11	3	0	16	3.2
35	GEIMAN, Taylor	2-0	14:42	7.4	1-1	1.000	1-1	1.000	0-0	.000	0	0	0	0.0	1	0	1	0	0	1	3	1.5
24	LYTLE, Emily	7-0	68:47	9.8	1-17	.059	1-9	.111	5-6	.833	4	9	13	1.9	9	0	4	4	0	3	8	1.1
11	GREGG, D'asia	7-0	65:19	9.3	4-11	.364	0-4	.000	0-0	.000	4	8	12	1.7	7	0	5	8	1	1	8	1.1
Team											13	17	30				3					
Total		7	1400		165-404	.408	51-152	.336	109-129	.845	72	187	259	37.0	108	2	95	82	26	28	490	70.0
Opponents		7	1400		160-428	.374	34-105	.324	71-98	.724	84	167	251	35.9	136	2	78	89	25	35	425	60.7

Team Statistics

	HOKIES	OPP
Scoring	490	425
Points per game	70.0	60.7
Scoring margin	+9.3	-
Field goals-att	165-404	160-428
Field goal pct	.408	.374
3 point fg-att	51-152	34-105
3-point FG pct	.336	.324
3-pt FG made per game	7.3	4.9
Free throws-att	109-129	71-98
Free throw pct	.845	.724
F-Throws made per game	15.6	10.1
Rebounds	259	251
Rebounds per game	37.0	35.9
Rebounding margin	+1.1	-
Assists	95	78
Assists per game	13.6	11.1
Turnovers	82	89
Turnovers per game	11.7	12.7
Turnover margin	+1.0	-
Assist/turnover ratio	1.2	0.9
Steals	28	35
Steals per game	4.0	5.0
Blocks	26	25
Blocks per game	3.7	3.6
Winning streak	3	-
Home win streak	3	-
Attendance	4654	6687
Home games-Avg/Game	3-1551	4-1672
Neutral site-Avg/Game	-	0-0

Team Results

Date	Opponent	Score	Att.
12/19/2021	at Florida St.	W 92-75	2155
12/30/2021	Duke	W 77-55	1664
01/02/2022	at Wake Forest	W 66-53	776
01/09/2022	at North Carolina	L 46-71	1547
01/13/2022	at Duke	W 65-54	2209
01/18/2022	Virginia	W 69-52	1518
01/20/2022	Pittsburgh	W 75-65	1472



VIRGINIA TECH IN THE NCAA RANKINGS

NCAA Statistics

Virginia Tech - 2021-22 Women's Basketball Ranking Summary thru games 01/19/2022

Statistic	National Rank	Conference Rank	Value	National Leader	Value	Conference Leader	Value
Assist Turnover Ratio (348 ranked)	24	3	1.17	FGCU	1.62	Notre Dame	1.23
Assists (348 ranked)	49	6	249	Oklahoma	376	Boston College	300
Assists Per Game (348 ranked)	93	10	14.6	Oklahoma	20.9	Notre Dame	18.7
Blocked Shots (348 ranked)	28	4	78	South Carolina	152	Notre Dame	89
Blocked Shots Per Game (348 ranked)	41	6	4.6	South Carolina	8.4	Notre Dame	5.6
Defensive Rebounds per Game (30 ranked)				Tennessee	33.4	North Carolina	30.2
Fewest Fouls (345 ranked)	217	10	263	Delaware St.	123	Notre Dame	206
Fewest Turnovers (348 ranked)	83	1	212	UC Riverside	142	Virginia Tech	212
Field-Goal Percentage (348 ranked)	59	6	43.9	Ohio St.	48.2	Boston College	47.9
Field-Goal Percentage Defense (348 ranked)	21	4	35.0	Tennessee	30.6	Georgia Tech	32.5
Free Throw Attempts (348 ranked)	187	9	240	Troy	452	Pittsburgh	374
Free Throws Made (348 ranked)	187	11	167	Troy	328	Pittsburgh	239
Free-Throw Percentage (348 ranked)	181	6	69.6	Iowa	86.7	Syracuse	78.6
Offensive Rebounds per Game (30 ranked)				Troy	18.2	Pittsburgh	15.3
Personal Fouls Per Game (348 ranked)	95	7	15.5	Colorado St.	11.3	Notre Dame	12.9
Rebound Margin (348 ranked)	86	10	4.4	South Carolina	17.3	North Carolina	10.0
Rebounds (348 ranked)	79	9	641	Troy	945	NC State	767
Rebounds Per Game (348 ranked)	153	13	37.7	Tennessee	50.44	North Carolina	45.25
Scoring Defense (348 ranked)	21	4	54.5	Georgia Tech	46.3	Georgia Tech	46.3
Scoring Margin (348 ranked)	24	4	15.8	North Carolina	25.8	North Carolina	25.8
Scoring Offense (348 ranked)	86	9	70.3	DePaul	91.3	NC State	79.7
Steals (348 ranked)	323	15	83	SFA	234	Clemson	172
Steals Per Game (348 ranked)	344	15	4.9	Grand Canyon	14.4	Louisville	10.7
Three Pt FG Defense (348 ranked)	278	13	33.0	Binghamton	20.3	North Carolina	24.5
Three-Point Field Goals Attempted (147 ranked)	20	1	420	FGCU	648	Virginia Tech	420
Three-Point Field Goals Made (348 ranked)	15	2	150	FGCU	215	NC State	153
Three-Point Field Goals Per Game (348 ranked)	20	1	8.8	FGCU	12.6	Virginia Tech	8.8
Three-Point Field-Goal Percentage (348 ranked)	29	3	35.7	NC State	40.9	NC State	40.9
Turnover Margin (348 ranked)	96	6	2.29	SFA	10.53	North Carolina	7.25
Turnovers Forced (348 ranked)	283	14	14.76	Niagara	25.79	Louisville	21.50
Turnovers Per Game (348 ranked)	17	1	12.5	Colorado St.	9.9	Virginia Tech	12.5
Won-Lost Percentage (347 ranked)	48	5	76.5	South Carolina	94.4	Louisville	93.8
				Tennessee	94.4		

INDIVIDUAL ATHLETES IN THE NCAA RANKINGS

Statistic	Player	National Rank	Conference Rank	Value	National Leader	Value	Conference Leader	Value
Assist Turnover Ratio (250 ranked)	Georgia Amoore	63	3	2.03	Kylie Jimenez, Nevada	3.50	Olivia Miles, Notre Dame	2.23
Assists (149 ranked)	Georgia Amoore	43	2	77	Olivia Miles, Notre Dame	125	Olivia Miles, Notre Dame	125
Assists Per Game (248 ranked)	Georgia Amoore	77	2	4.5	Olivia Miles, Notre Dame	7.8	Olivia Miles, Notre Dame	7.8
Blocked Shots (149 ranked)	Elizabeth Kitley	3	1	55	Tamari Key, Tennessee	68	Elizabeth Kitley, Virginia Tech	55
Blocked Shots Per Game (233 ranked)	Elizabeth Kitley	6	1	3.24	Lucy Cochrane, Portland	4.08	Elizabeth Kitley, Virginia Tech	3.24
Defensive Rebounds per Game (30 ranked)	Elizabeth Kitley	22	2	7.4	Aijha Blackwell, Missouri	10.9	Lorela Cubaj, Georgia Tech	9.4
Double Doubles (40 ranked)	Elizabeth Kitley	10	1	10	Aneesah Morrow, DePaul	13	Elizabeth Kitley, Virginia Tech	10
					Aijha Blackwell, Missouri	13		
					Nalyssa Smith, Baylor	13		
Field Goal Attempts (150 ranked)	Elizabeth Kitley	34	2	249	Jennifer Coleman, Navy	332	Jewel Spear, Wake Forest	273
	Aisha Sheppard	131	5	198				
Field Goals Made (142 ranked)	Elizabeth Kitley	5	1	138	Ayoka Lee, Kansas St.	177	Elizabeth Kitley, Virginia Tech	138
Field-Goal Percentage (250 ranked)	Elizabeth Kitley	35	2	55.4	Celena Taborn, Butler	72.8	Taylor Soule, Boston College	56.2
Final Points (200 ranked)	Elizabeth Kitley	20	2	321	Ayoka Lee, Kansas St.	424	Jewel Spear, Wake Forest	354
	Aisha Sheppard	171	9	223				
Free Throw Attempts (147 ranked)	Elizabeth Kitley	91	5	73	Uju Ezeudu, Denver	134	Amber Brown, Pittsburgh	98
Free Throws Made (146 ranked)					Nia Clouden, Michigan St.	111	Deja Kelly, North Carolina	66
Free-Throw Percentage (248 ranked)	Kayana Traylor	82	4	81.8	Haley Cavinder, Fresno St.	98.1	Deja Kelly, North Carolina	85.7
Minutes Played (150 ranked)	Elizabeth Kitley	51	2	570:17	Khayla Pointer, LSU	677:04	Jewel Spear, Wake Forest	600:54
	Georgia Amoore	95	4	543:52				
Minutes Played Per Game (150 ranked)	Elizabeth Kitley	148	3	33.55	Courtney Whitson, Middle Tenn.	38.65	Amandine Toi, Virginia	36.36
Offensive Rebounds per Game (30 ranked)					Angel Reese, Maryland	5.4	Maya Dodson, Notre Dame	3.8
Points Per Game (250 ranked)	Elizabeth Kitley	35	2	18.9	Caitlin Clark, Iowa	25.6	Jewel Spear, Wake Forest	19.7
Rebounds (148 ranked)	Elizabeth Kitley	9	2	184	Aijha Blackwell, Missouri	223	Lorela Cubaj, Georgia Tech	204
Rebounds Per Game (246 ranked)	Elizabeth Kitley	20	2	10.8	Aijha Blackwell, Missouri	13.1	Lorela Cubaj, Georgia Tech	12.0
Steals (132 ranked)					Jordyn Cambridge, Vanderbilt	70	Emily Engstler, Louisville	45
					Mackenzie DeWees, Quinnipiac	70		
Steals Per Game (247 ranked)					Angel Parker, Niagara	4.38	Emily Engstler, Louisville	2.81
Three-Point Field Goals Attempted (150 ranked)	Aisha Sheppard	8	2	134	Taylor Robertson, Oklahoma	158	Jewel Spear, Wake Forest	146
Three-Point Field Goals Made (137 ranked)	Aisha Sheppard	11	2	50	Taylor Robertson, Oklahoma	78	Jewel Spear, Wake Forest	56
	Cayla King	85	6	35				
	Georgia Amoore	137	12	30				
Three-Point Field Goals Per Game (243 ranked)	Aisha Sheppard	15	2	2.94	Taylor Robertson, Oklahoma	4.33	Jewel Spear, Wake Forest	3.11
	Cayla King	96	6	2.19				
	Georgia Amoore	240	17	1.76				
Three-Point Field-Goal Percentage (158 ranked)	Cayla King	31	2	42.2	Taylor Robertson, Oklahoma	49.4	Kianna Smith, Louisville	45.8
	Aisha Sheppard	86	8	37.3				
Triple Doubles (3 ranked)					Caitlin Clark, Iowa	3	Teisha Hyman, Syracuse	1
							Olivia Miles, Notre Dame	1

2 AISHA SHEPPARD

GRAD STUDENT Guard | 5-10
Alexandria, VA (St. John's)

First name pronounced: Asia
Majoring in leadership studies



SEASON/CAREER BESTS

POINTS

Season 30, vs. Tennessee (12/5/21)
Career 32, vs. UVA (2/23/20)

REBOUNDS

Season 9, at Liberty (12/7/21)
Career 9, at Liberty (12/7/21)

ASSISTS

Season 6, at George Wash. (11/11/21)
Career 6 (5x), last at George Wash. (11/11/21)

BLOCKS

Season 1, at Liberty (12/7/21)
Career 3, at Monmouth (12/12/17)

STEALS

Season 3 (2x), last at FSU (12/19/21)
Career 3 (12x), last at FSU (12/19/21)

MINUTES

Season 40, vs. UT-Martin (11/27/21)
Career 42 (2x), last vs. GT (2/13/20)

FIELD GOALS MADE

Season 8, vs. Davidson (11/9/21)
Career 10 (2x), last vs. UVA (2/23/20)

FIELD GOALS ATTEMPTED

Season 21, vs. Tennessee (12/5/21)
Career 26, vs. Notre Dame (1/21/20)

3-PT. FIELD GOALS MADE

Season 7 (2x), last vs. Tennessee (12/5/21)
Career 8 (2x), last vs. UVA (2/23/20)

3-PT. FIELD GOALS ATTEMPTED

Season 17, vs. Tennessee (12/5/21)
Career 20, vs. Notre Dame (1/21/20)

FREE THROWS MADE

Season 5 (2x), last vs. Virginia (1/18/22)
Career 12, vs. NC State (1/28/21)

FREE THROWS ATTEMPTED

Season 5, vs. Tennessee (12/5/21)
Career 14, vs. NC State (1/28/21)

CAREER HONORS

- **Third in VT history in points**
- Senior CLASS Award candidate
- Preseason All-ACC, Wooden Award Watch List member.
- Recognized as a Skelton Award winner for Academic Excellence in Athletics in 2021
- 2021 AP All-America Honorable Mention
- First Team All-ACC 2020 (Coaches) and 2021 (Blue Ribbon Panel and Coaches)
- 2021 VaSID First Team selection
- One of eight Hokies all-time to score 1,400 career points
- ACC All-Academic 2020, 2021
- Ranks first all-time in 3-point field goals made in school history (306)

- Set the program record with 87 made 3's in a single season in 2020-21

2020-21 (SENIOR)

- Started all 25 games averaging 17.7 points, 2.7 rebounds and 3.0 assists.
- Scored 20 or more points in nine games.
- Broke her own single season 3-point record with 87. Ranked fifth in NCAA in that category.
- Scored 28 points, including 18 in the overtime period of the program's highest AP ranked win, over No. 2 NC State on Jan. 28, 2021.

PERSONAL

- Born on Nov. 13, the daughter of Darlene Sheppard, she has three siblings.
- Sheppard owns a bachelor's degree in broadcast journalism and is enrolled in grad school studying

2021-22 GAME-BY-GAME STATS

OPPONENT	DATE	GP	GS	MIN	FG-FGA	PCT	3FG-FGA	PCT	FT-FTA	PCT	OFF	DEF	TOT	A	T/O	BLK	STL	PTS
Davidson	Nov. 9	Y	Y	31:59	8-17	.470	7-10	.700	2-2	1.000	0	1	0	4	1	0	1	25
at George Wash	Nov. 11	Y	Y	31:53	4-10	.400	2-7	.285	0-0	.000	0	3	3	6	3	0	3	10
at George Mason	Nov. 14	Y	Y	30:57	6-14	.428	4-7	.428	0-0	.000	3	4	7	4	4	0	1	16
Coppin State	Nov. 17	Y	Y	22:15	6-12	.500	4-7	.428	1-1	1.000	1	5	6	0	1	0	0	17
Campbell	Nov. 20	Y	Y	26:39	5-8	.625	3-4	.750	3-3	1.000	0	3	3	4	2	0	0	16
vs. Missouri St.	Nov. 26	Y	Y	31:35	3-10	.300	3-8	.375	0-0	.000	0	2	2	3	4	0	1	9
vs. UT-Martin	Nov. 27	Y	Y	40:00	1-9	.111	0-7	.000	0-0	.000	0	1	1	1	3	2	0	2
at Wisconsin	Dec. 1	Y	Y	16:45	2-8	.250	1-7	.142	0-0	.000	1	0	1	1	1	0	0	5
Tennessee	Dec. 5	Y	Y	35:02	9-21	.428	7-17	.411	5-5	1.000	0	2	2	1	3	1	2	30
at Liberty	Dec. 7	Y	Y	34:43	6-10	.600	5-8	.625	0-0	.000	1	8	9	0	5	1	2	17
Radford	Dec. 12	Y	Y	21:36	6-14	.428	3-11	.272	0-0	.000	0	0	0	2	0	0	1	15
at Florida State*	Dec. 19	Y	Y	27:52	4-9	.444	2-7	.285	1-1	1.000	0	3	3	2	2	0	3	11
Duke*	Dec. 30	Y	Y	26:12	2-9	.222	2-6	.333	3-3	1.000	0	3	3	3	1	0	1	9
at Wake Forest*	Jan. 2	Y	Y	37:42	5-12	.416	2-8	.250	1-2	.500	0	4	4	0	2	1	2	15
at North Carolina*	Jan. 9	Y	Y	21:51	1-7	.142	0-5	.000	0-0	.000	0	1	1	1	3	1	0	2
at Duke*	Jan. 13	Y	Y	33:02	4-12	.333	3-6	.500	2-3	.666	1	1	2	2	4	0	0	13
Virginia*	Jan. 18	Y	Y	33:22	2-14	.143	2-9	.222	5-6	.830	1	1	2	5	1	0	0	11
Pitt*	Jan. 20	Y	Y	34:53	2-10	.200	1-5	.200	2-4	.500	2	0	2	4	0	0	0	7
at NC State*	Jan. 23																	
at Virginia*	Jan. 27																	
at Notre Dame*	Feb. 3																	
Boston College*	Feb. 6																	
Georgia Tech*	Feb. 10																	
North Carolina*	Feb. 13																	
at Syracuse*	Feb. 17																	
at Louisville*	Feb. 20																	
Miami*	Feb. 24																	
NC State*	Feb. 27																	

PRODUCTION TRACKER

	This Season	Career
Scored 10+ Points	12	82
Scored 20+ Points	2	16
Scored 30+ Points	1	2
Led Tech in Scoring	5	27
Made 5+ 3FGs	3	19
Led Tech in 3FGM	9	67
Shot over 40% on 3FG	7	63
Had a Double-Double	0	0
Had 5+ Assists	2	9
Had Multiple Steals	4	38



CAREER STATS

	GP-GS	MIN	AVG	FG-FGA	FG%	3FG-FGA	3FG%	FT-FTA	FT%	OFF-DEF-TOT	AVG	AST	AVG	TO	BLK	STL	PTS	AVG
2017-18	37-11	743	20.3	103-265	.389	76-203	.374	26-35	.743	7-54-61	1.6	46	1.2	64	16	30	308	8.3
2018-19	34-11	801	21.8	80-211	.379	59-156	.378	33-40	.825	8-58-66	1.9	67	1.5	66	9	23	252	7.4
2019-20	30-30	995	33.1	149-385	.387	84-227	.370	61-79	.772	25-69-94	3.1	47	1.6	72	4	36	443	14.8
2020-21	25-25	812	32.5	135-353	.382	87-246	.354	85-101	.842	11-57-68	2.7	75	2.7	53	3	27	442	17.7
2021-22	17-17	503	29.1	75-198	.378	50-134	.373	23-26	.884	8-42-50	2.9	38	2.2	37	3	17	223	13.1
TOTAL	143-93	3852	26.8	542-1412	.383	356-966	.369	228-281	.811	59-280-339	2.4	261	1.8	292	35	133	1668	11.6

3 CHLOE BROOKS

R-JR Guard | 5-10
Harrisonburg, VA (Spotswood)

Majoring in human development



SEASON/CAREER BESTS

POINTS

Season -
Career 3, vs. Miami (2/2/20)

REBOUNDS

Season -
Career 3, vs. Gardner-Webb (12/6/20)

ASSISTS

Season -
Career 3, vs. Richmond (11/25/20)

BLOCKS

Season -
Career 1 (2x), last vs. G-Webb (12/6/20)

STEALS

Season -
Career Never

MINUTES

Season -
Career 10, vs. Gardner-Webb (12/6/20)

FIELD GOALS MADE

Season -
Career 1, vs. Miami (2/2/20)

FIELD GOALS ATTEMPTED

Season -
Career 2, vs. Richmond (11/25/20)

3-PT. FIELD GOALS MADE

Season -
Career 1, vs. Miami (2/2/20)

3-PT. FIELD GOALS ATTEMPTED

Season -
Career 2, vs. Richmond (11/25/20)

FREE THROWS MADE

Season -
Career Never

FREE THROWS ATTEMPTED

Season -
Career Never

2021-22 (R-JUNIOR)

- Will not feature on the court for the Hokies.

2020-21 (R-SOPHOMORE)

- Appeared in seven games, playing a career-high 10 minutes in the Hokies' victory over Gardner-Webb where she pulled down three rebounds.
- Brooks had three assists in Tech's win over Richmond.

2020-21 (R-FRESHMAN)

- Made her first career appearance in a contest vs. Wichita State at the Coqui Classic in Puerto Rico.
- Knocked down her only shot attempt, a 3-pointer in transition in the win over Miami.

2020-21 (FRESHMAN)

- Sat out due to injury and earned a medical redshirt.

PERSONAL

- Born on April 15, she is the second daughter of Kenny and Chrissy Brooks. She has three siblings, including Kendyl, a former guard on the Virginia Tech women's basketball team.
- Her father Kenny is the head coach of the Hokies, in his sixth year following a highly successful tenure at his alma mater James Madison.
- Her uncle Cory Alexander played basketball at the University of Virginia before playing in the NBA and her father Kenny played hoops at James Madison.
- Brooks earned her degree in human development in December of 2021.

2021-22 GAME-BY-GAME STATS

OPPONENT	DATE	GP	GS	MIN	FG-FGA	PCT	3FG-FGA	PCT	FT-FTA	PCT	OFF	DEF	TOT	A	T/O	BLK	STL	PTS	
Davidson	Nov. 9	N	N	DNP															
at George Wash.	Nov. 11	N	N	DNP															
at George Mason	Nov. 14	N	N	DNP															
Coppin State	Nov. 17	N	N	DNP															
Campbell	Nov. 20	N	N	DNP															
vs. Missouri St.	Nov. 26	N	N	DNP															
vs. UT-Martin	Nov. 27	N	N	DNP															
at Wisconsin	Dec. 1	N	N	DNP															
Tennessee	Dec. 5	N	N	DNP															
at Liberty	Dec. 7	N	N	DNP															
Radford	Dec. 12	N	N	DNP															
at Florida State*	Dec. 19	N	N	DNP															
Duke*	Dec. 30	N	N	DNP															
at Wake Forest*	Jan. 2	N	N	DNP															
at North Carolina*	Jan. 9	N	N	DNP															
at Duke*	Jan. 13	N	N	DNP															
Virginia*	Jan. 18	N	N	DNP															
Pitt*	Jan. 20	N	N	DNP															
at NC State*	Jan. 23																		
at Virginia*	Jan. 27																		
at Notre Dame*	Feb. 3																		
Boston College*	Feb. 6																		
Georgia Tech*	Feb. 10																		
North Carolina*	Feb. 13																		
at Syracuse*	Feb. 17																		
at Louisville*	Feb. 20																		
Miami*	Feb. 24																		
NC State*	Feb. 27																		

PRODUCTION TRACKER

	This Season	Career
Scored 10+ Points	-	0
Scored 20+ Points	-	0
Scored 30+ Points	-	0
Led Tech in Scoring	-	0
Made 5+ 3FGs	-	0
Led Tech in 3FGM	-	0
Shot over 40% on 3FG	-	1
Had a Double-Double	-	0
Had 5+ Assists	-	0
Had Multiple Steals	-	0



CAREER STATS

	GP-GS	MIN	AVG	FG-FGA	FG%	3FG-FGA	3FG%	FT-FTA	FT%	OFF-DEF-TOT	AVG	AST	AVG	TO	BLK	STL	PTS	AVG
2018-19	0-0	0.0	0.0	0-0	.000	0-0	.000	0-0	.000	0-0-0	0.0	0	0.0	0	0	0	0	0.0
2019-20	4-0	12	3.0	1-1	1.000	1-1	1.000	0-0	.000	0-1-1	0.3	1	0.3	1	0	0	3	0.8
2020-21	7-0	35	5.0	0-5	.000	0-5	.000	0-0	.000	1-3-4	0.6	4	0.6	3	2	0	0	0.0
2021-22	0-0	0	0.0	0-0	.000	0-0	.000	0-0	.000	0-0-0	0.0	0	0.0	0	0	0	0	0.0
TOTAL	11-0	47	4.3	1-6	.167	1-6	.167	0-0	.000	1-4-5	0.5	5	0.5	4	2	0	3	0.3

5 GEORGIA AMOORE

SOPHOMORE Guard | 5-6
Ballarat, Victoria, Australia (Ballarat Rush)

Last name pronounced: Aye-more
Majoring in sociology



SEASON/CAREER BESTS

POINTS	
Season	20 (2x), last vs. Duke (12/30/21)
Career	23, at Notre Dame (12/17/20)

REBOUNDS	
Season	6, vs. Duke (12/30/21)
Career	6, vs. Duke (12/30/21)

ASSISTS	
Season	9, at George Mason (11/14/21)
Career	7 (2x), last at NC State (1/24/21)

BLOCKS	
Season	-
Career	2, vs. North Carolina (1/31/21)

STEALS	
Season	2 (4x), last vs. Virginia (1/18/22)
Career	4, at Miami (2/11/21)

MINUTES	
Season	37, at FSU (12/19/21)
Career	40 (4x), last vs. Baylor (3/23/21)

FIELD GOALS MADE	
Season	7, vs. Duke (12/30/21)
Career	9, at Notre Dame (12/17/20)

FIELD GOALS ATTEMPTED	
Season	14, vs. Missouri State (12/26/21)
Career	19, at Notre Dame (12/17/20)

3-PT. FIELD GOALS MADE	
Season	5, at FSU (12/19/21)
Career	5 (3x), last at FSU (12/19/21)

3-PT. FIELD GOALS ATTEMPTED	
Season	8, vs. Duke (12/30/21)
Career	12, at Notre Dame (12/17/20)

FREE THROWS MADE	
Season	3, at FSU (12/19/21)
Career	4 (4x), last vs. Mquette (3/21/21)

FREE THROWS ATTEMPTED	
Season	4, at FSU (12/19/21)
Career	4 (5x), last at FSU (12/19/21)

CAREER HONORS

- 2021 ACC All-Freshman Team
- 2021 ACC All-Academic Team

2021-22 (SOPHOMORE)

- Began ACC play with consecutive 20-point performances.

2020-21 (FRESHMAN)

- Started in 23 of 25 games and averaged 11.8 points, 4.6 assists and 2.4 rebounds per game.
- Was fourth among ACC players in assists on the season.
- Named ACC Freshman of the Week on Feb. 15, 2021.

15, 2021.

- Amongst the league leaders with 57 3's, shooting at a 39.6% rate.

PRIOR TO TECH

- Competed for the Australian National Team at different youth levels winning a gold medal at the U-16 Asian Cup and a bronze medal at the U-18 World Cup. She played for Ballarat Rush and earned the Rising Star Award in 2019.

2021-22 GAME-BY-GAME STATS

OPPONENT	DATE	GP	GS	MIN	FG-FGA	PCT	3FG-FGA	PCT	FT-FTA	PCT	OFF	DEF	TOT	A	T/O	BLK	STL	PTS
Davidson	Nov. 9	Y	Y	30:39	4-10	.400	2-5	.400	0-0	.000	0	5	5	6	3	0	0	10
at George Wash	Nov. 11	Y	Y	33:11	2-5	.400	1-2	.500	0-0	.000	0	1	1	6	2	0	1	5
at George Mason	Nov. 14	Y	Y	29:43	0-4	.000	0-2	.000	0-0	.000	0	3	3	9	2	0	2	0
Coppin State	Nov. 17	Y	Y	27:01	4-12	.333	2-7	.285	1-2	.500	0	3	3	8	4	0	1	11
Campbell	Nov. 20	Y	Y	25:56	5-8	.625	4-6	.666	0-0	.000	0	4	4	4	1	0	2	14
vs. Missouri St.	Nov. 26	Y	Y	29:13	4-14	.285	1-6	.166	0-0	.000	0	0	0	5	4	0	1	9
vs. UT-Martin	Nov. 27	Y	Y	30:07	2-4	.500	0-0	.000	0-0	.000	0	3	3	2	1	0	2	4
at Wisconsin	Dec. 1	Y	Y	32:16	3-8	.375	3-6	.500	0-0	.000	0	3	3	3	3	0	0	9
Tennessee	Dec. 5	Y	Y	34:43	5-9	.555	2-4	.500	0-0	.000	0	0	0	3	6	0	0	12
at Liberty	Dec. 7	Y	Y	33:45	2-10	.200	0-5	.000	0-0	.000	0	2	2	3	1	0	0	4
Radford	Dec. 12	Y	Y	26:24	3-8	.375	1-5	.200	0-2	.000	0	2	2	4	2	0	1	7
at Florida State*	Dec. 19	Y	Y	37:41	6-12	.500	5-7	.714	3-4	.750	0	4	4	8	1	0	1	20
Duke*	Dec. 30	Y	Y	36:44	7-12	.583	4-8	.500	2-2	1.000	0	6	6	6	1	0	0	20
at Wake Forest*	Jan. 2	Y	Y	36:32	4-9	.444	2-5	.400	4-4	1.000	0	1	1	3	1	0	0	14
at North Carolina*	Jan. 9	Y	Y	33:31	3-7	.428	1-3	.333	0-0	.000	0	0	0	1	4	0	3	7
at Duke*	Jan. 13	Y	Y	29:23	4-12	.333	1-5	.200	1-2	.500	0	0	0	2	1	0	0	10
Virginia*	Jan. 18	Y	Y	37:03	3-9	.333	1-2	.500	0-0	.000	1	1	2	4	1	0	2	7
Pitt*	Jan. 20	Y	Y	34:33	4-11	.363	2-6	.333	4-4	1.000	0	1	1	5	3	0	0	14
at NC State*	Jan. 23																	
at Virginia*	Jan. 27																	
at Notre Dame*	Feb. 3																	
Boston College*	Feb. 6																	
Georgia Tech*	Feb. 10																	
North Carolina*	Feb. 13																	
at Syracuse*	Feb. 17																	
at Louisville*	Feb. 20																	
Miami*	Feb. 24																	
NC State*	Feb. 27																	

PRODUCTION TRACKER

	This Season	Career
Scored 10+ Points	9	23
Scored 20+ Points	2	4
Scored 30+ Points	0	0
Led Tech in Scoring	0	4
Made 5+ 3FGs	1	2
Led Tech in 3FGM	5	11
Shot over 40% on 3FG	9	22
Had a Double-Double	0	0
Had 5+ Assists	8	23
Had Multiple Steals	4	8



CAREER STATS

	GP-GS	MIN	AVG	FG-FGA	FG%	3FG-FGA	3FG%	FT-FTA	FT%	OFF-DEF-TOT	AVG	AST	AVG	TO	BLK	STL	PTS	AVG
2020-21	25-23	788	31.5	102-262	.389	57-144	.396	34-41	.829	8-52-60	2.4	115	4.6	75	4	20	295	11.8
2021-22	17-17	543	31.6	61-153	.398	30-78	.384	11-16	.687	1-38-38	2.3	77	4.7	38	0	16	163	9.6
TOTAL	42-40	1330	31.4	163-415	.393	87-222	.392	45-57	.789	9-90-99	2.4	192	4.7	113	4	36	458	10.9



SEASON/VT CAREER BESTS

POINTS

Season 7, vs. UT-Martin (11/27/21)
Career 13, vs. Miami (3/4/21)

REBOUNDS

Season 6, vs. Coppin St. (11/17/21)
Career 10, vs. Miami (3/4/21)

ASSISTS

Season 2, vs. Coppin St. (11/17/21)
Career 4, vs. Syracuse (2/21/21)

BLOCKS

Season 2, vs. UT-Martin (11/27/21)
Career 1, vs. Miami (3/4/21)

STEALS

Season 1 (2x), last at George Wash. (11/11/21)
Career 1 (3x), last at George Wash. (11/11/21)

MINUTES

Season 20, vs. Coppin St. (11/17/21)
Career 29, vs. Miami (3/4/21)

FIELD GOALS MADE

Season 2 (3x), last vs. Radford (12/12/21)
Career 3, vs. Miami (3/4/21)

FIELD GOALS ATTEMPTED

Season 6, vs. Coppin St. (11/17/21)
Career 6, at NC State (1/24/21)

3-PT. FIELD GOALS MADE

Season 1, vs. UT-Martin (11/27/21)
Career 1 (8x), last vs. vs. UT-Martin (11/27/21)

3-PT. FIELD GOALS ATTEMPTED

Season 2 (3x), last at UNC (1/9/22)
Career 3 (3x), last vs. Baylor (3/23/21)

FREE THROWS MADE

Season 3, vs. Campbell (11/20/21)
Career 6, vs. Miami (3/4/21)

FREE THROWS ATTEMPTED

Season 4, vs. Campbell (11/20/21)
Career 7, vs. Miami (3/4/21)

NICKNAME

- Known around the program as "D Moe"

2020-21 (JUNIOR)

- Gregg played in 17 contests, contributing 3.4 points and 3.6 rebounds.
- Recorded a double-double with season-high totals in points (13) and rebounds (10) in the Hokies' win at Miami.

PRIOR TO TECH

- Gregg spent a season at Georgia Tech averaging 2.5 points and 1.2 rebounds before transferring to Gulf Coast State where she helped the Commodores to a top 10 ranking and a bye in the

NJCAA Division I Women's National Championship.

- In 2019-20 she averaged 15.3 points per game while shooting 47% from the field and 6.1 rebounds per contest.

PERSONAL

- Enrolled in public health courses.

2021-22 GAME-BY-GAME STATS

OPPONENT	DATE	GP	GS	MIN	FG-FGA	PCT	3FG-FGA	PCT	FT-FTA	PCT	OFF	DEF	TOT	A	T/O	BLK	STL	PTS
Davidson	Nov. 9	Y	N	16:45	0-1	.000	0-1	.000	0-0	.000	0	3	3	0	1	0	0	0
at George Wash	Nov. 11	Y	N	6:50	0-1	.000	0-1	.000	0-0	.000	0	4	4	0	0	0	1	0
at George Mason	Nov. 14	Y	N	7:54	1-3	.333	0-2	.000	0-0	.000	1	3	4	0	0	0	0	2
Coppin State	Nov. 17	Y	N	20:15	2-6	.333	0-2	.000	1-2	.500	1	5	6	2	1	0	0	5
Campbell	Nov. 20	Y	N	13:22	0-0	.000	0-0	.000	3-4	.750	0	1	1	1	1	0	0	3
vs. Missouri St.	Nov. 26	Y	N	7:26	0-0	.000	0-0	.000	0-0	.000	0	1	1	1	1	0	0	0
vs. UT-Martin	Nov. 27	Y	N	13:29	2-4	.500	1-2	.500	2-2	1.000	0	3	3	0	2	2	0	7
at Wisconsin	Dec. 1	Y	N	0:59	0-0	.000	0-0	.000	0-0	.000	0	0	0	0	1	0	0	0
Tennessee	Dec. 5	N	N	DNP														
at Liberty	Dec. 7	Y	Y	6:56	0-0	.000	0-0	.000	0-0	.000	1	1	2	0	2	0	0	0
Radford	Dec. 12	Y	N	11:31	2-3	.666	0-0	.000	1-2	.500	0	3	3	0	0	1	1	5
at Florida State*	Dec. 19	Y	N	15:48	1-2	.500	0-1	.000	0-0	.000	1	2	3	2	1	0	0	2
Duke*	Dec. 30	Y	N	19:28	1-2	.500	0-1	.000	0-0	.000	0	4	4	1	2	0	0	2
at Wake Forest*	Jan. 2	Y	N	3:37	1-1	1.000	0-0	.000	0-0	.000	0	0	0	0	1	0	0	2
at North Carolina*	Jan. 9	Y	N	7:43	0-2	.000	0-2	.000	0-0	.000	0	0	0	0	2	1	0	0
at Duke*	Jan. 13	Y	N	7:03	0-1	.000	0-0	.000	0-0	.000	0	0	0	0	0	0	0	0
Virginia*	Jan. 18	Y	N	4:59	0-0	.000	0-0	.000	0-0	.000	1	1	2	1	1	0	1	0
Pitt*	Jan. 20	Y	N	6:41	1-3	.333	0-1	.000	0-0	.000	0	0	0	0	0	0	0	0
at NC State*	Jan. 23																	
at Virginia*	Jan. 27																	
at Notre Dame*	Feb. 3																	
Boston College*	Feb. 6																	
Georgia Tech*	Feb. 10																	
North Carolina*	Feb. 13																	
at Syracuse*	Feb. 17																	
at Louisville*	Feb. 20																	
Miami*	Feb. 24																	
NC State*	Feb. 27																	

PRODUCTION TRACKER

	This Season	VT Career
Scored 10+ Points	0	1
Scored 20+ Points	0	0
Scored 30+ Points	0	0
Led Tech in Scoring	0	0
Had 10+ Rebounds	0	1
Led Tech in Rebounds	0	1
Had a Double-Double	0	1
Had 5+ Assists	0	0
Had Multiple Steals	0	0
Had Multiple Blocks	1	1



CAREER STATS

	GP-GS	MIN	AVG	FG-FGA	FG%	3FG-FGA	3FG%	FT-FTA	FT%	OFF-DEF-TOT	AVG	AST	AVG	TO	BLK	STL	PTS	AVG
2018-19	22-0	151	6.8	18-56	.321	7-24	.291	11-16	.687	14-13-27	1.2	7	0.3	16	0	5	54	2.4
2020-21	17-0	274	16.1	16-49	.327	7-27	.259	18-22	.818	14-47-61	3.6	15	0.8	13	1	1	57	3.4
2021-22	16-0	164	11.0	10-26	.384	1-10	.100	7-10	.700	7-31-38	2.4	8	0.6	16	4	3	28	2.0
TOTAL	55-0	586	10.8	44-131	.335	15-61	.245	36-48	.750	35-91-126	2.3	29	0.5	45	5	9	139	2.6

15 AZANA BAINES

JUNIOR Guard | 6-1
Blackwood, NJ (Gloucester Catholic/Duke)

First name pronounced: Uh-zohn-uh
Majoring in sociology



SEASON/VT CAREER BESTS

POINTS	
Season	19, at Wisconsin (12/1/21)
Career	19, at Wisconsin (12/1/21)
REBOUNDS	
Season	12, vs. Radford (12/12/21)
Career	12, vs. Radford (12/12/21)
ASSISTS	
Season	1 (6x), last vs. Radford (12/12/21)
Career	4, at NC State (1/28/21)
BLOCKS	
Season	2, at Wisconsin (12/1/21)
Career	2, at Wisconsin (12/1/21)
STEALS	
Season	1 (3x), last at Wisconsin (12/1/21)
Career	4, at North Carolina (1/14/21)
MINUTES	
Season	29, at Wisconsin (12/1/21)
Career	37, vs. NC State (1/28/21)
FIELD GOALS MADE	
Season	8, at Wisconsin (12/1/21)
Career	8, at Wisconsin (12/1/21)
FIELD GOALS ATTEMPTED	
Season	11, at Wisconsin (12/1/21)
Career	12, vs. NC State (1/28/21)
3-PT. FIELD GOALS MADE	
Season	-
Career	1 (6x), last vs. UNC (1/28/21)
3-PT. FIELD GOALS ATTEMPTED	
Season	-
Career	4, at North Carolina (1/14/21)
FREE THROWS MADE	
Season	3, at Wisconsin (12/1/21)
Career	4, vs. NC State (1/28/21)
FREE THROWS ATTEMPTED	
Season	7, at Wisconsin (12/1/21)
Career	7, at Wisconsin (12/1/21)

NICKNAME

- Known around the program as "Z"

2020-21 (SOPHOMORE)

- Could not participate for the first seven games of the season until her waiver was approved. Made her debut vs. Florida State scoring nine points in 18 minutes.
- Started for the first time as as Hokie against second-ranked Louisville, scoring eight points.
- Had 16 starts in 18 games, averaging 6.5 points and 5.9 rebounds.
- Scored 16 points in the Hokies' OT victory over No. 2 NC State.
- Recorded her first career double-double against North Carolina (Feb. 28) with 12 points and 11 rebounds.

2019-20 (FRESHMAN AT DUKE)

- Started four of 29 contests, averaging 4.8 points and 3.2 rebounds per game. She posted five double-digit scoring performances including a career-high 15 twice and a 12-point effort at sixth-ranked Texas A&M. Baines played a season-high 35 minutes at seventh-ranked Louisville.

PERSONAL

- Born on September 23 in Vorhees, N.J. Is the daughter of Charles Cordy and Erika Baines and has six sisters; Mystique, Khaaliyah, Anisa, Ajan'ee, Alonsa and Adaya.
- She is enrolled in sociology courses.

2021-22 GAME-BY-GAME STATS

OPPONENT	DATE	GP	GS	MIN	FG-FGA	PCT	3FG-FGA	PCT	FT-FTA	PCT	OFF	DEF	TOT	A	T/O	BLK	STL	PTS
Davidson	Nov. 9	Y	Y	22:13	2-3	.666	0-0	.000	0-0	.000	2	6	8	0	3	0	0	4
at George Wash	Nov. 11	Y	Y	17:00	0-3	.000	0-0	.000	0-0	.000	0	1	1	0	2	0	1	0
at George Mason	Nov. 14	Y	N	13:24	3-4	.750	0-0	.000	0-0	.000	2	5	7	0	2	0	0	6
Coppin State	Nov. 17	Y	N	20:26	2-4	.500	0-0	.000	0-3	.000	1	5	6	1	2	1	0	4
Campbell	Nov. 20	Y	N	11:19	1-2	.500	0-0	.000	1-4	.250	2	2	4	1	1	0	0	4
vs. Missouri St.	Nov. 26	Y	N	22:21	3-7	.428	0-0	.000	0-1	.000	5	2	7	1	1	0	1	6
vs. UT-Martin	Nov. 27	Y	N	14:50	2-2	1.000	0-0	.000	0-0	.000	0	5	5	1	3	0	0	4
at Wisconsin	Dec. 1	Y	N	29:26	8-11	.727	0-0	.000	3-7	.428	3	7	10	0	1	2	1	19
Tennessee	Dec. 5	Y	Y	18:42	1-5	.200	0-0	.000	0-0	.000	2	2	4	0	1	1	0	2
at Liberty	Dec. 7	Y	Y	22:07	0-3	.000	0-0	.000	2-4	.500	3	1	4	1	3	1	2	2
Radford	Dec. 12	Y	Y	25:13	7-8	.875	0-0	.000	0-0	.000	3	9	12	1	0	0	0	14
at Florida State*	Dec. 19	Y	Y	25:18	0-2	.000	0-1	.000	0-0	.000	0	2	2	2	2	0	0	0
Duke*	Dec. 30	N	N	DNP														
at Wake Forest*	Jan. 2	N	N	DNP														
at North Carolina*	Jan. 9	Y	N	10:16	2-3	.666	0-0	.000	0-0	.000	3	2	5	1	3	0	0	4
at Duke*	Jan. 13	Y	N	27:26	3-5	.600	0-0	.000	2-3	.666	5	11	16	0	0	1	0	8
Virginia*	Jan. 18	Y	N	21:16	1-2	.500	0-0	.000	0-0	.000	1	6	7	2	1	1	0	2
Pitt*	Jan. 20	Y	N	32:06	1-4	.250	0-0	.000	0-0	.000	6	6	12	1	5	1	0	2
at NC State*	Jan. 23																	
at Virginia*	Jan. 27																	
at Notre Dame*	Feb. 3																	
Boston College*	Feb. 6																	
Georgia Tech*	Feb. 10																	
North Carolina*	Feb. 13																	
at Syracuse*	Feb. 17																	
at Louisville*	Feb. 20																	
Miami*	Feb. 24																	
NC State*	Feb. 27																	

PRODUCTION TRACKER

	This Season	VT Career
Scored 10+ Points	2	5
Scored 20+ Points	0	0
Scored 30+ Points	0	0
Led Tech in Scoring	1	1
Had 10+ Rebounds	4	5
Led Tech in Rebounds	4	5
Had a Double-Double	2	3
Had 5+ Assists	0	0
Had Multiple Steals	0	1
Had Multiple Blocks	1	1



CAREER STATS

	GP-GS	MIN	AVG	FG-FGA	FG%	3FG-FGA	3FG%	FT-FTA	FT%	OFF-DEF-TOT	AVG	AST	AVG	TO	BLK	STL	PTS	AVG
2019-20	29-4	432	14.9	49-133	.368	5-29	.172	35-54	.648	30-62-92	3.2	23	0.8	46	14	16	138	4.8
2020-21	18-16	454	25.2	50-118	.424	6-25	.240	11-23	.478	31-75-106	5.9	31	1.7	33	3	9	117	6.5
2021-22	15-6	301	20.1	35-64	.546	0-1	.000	8-22	.363	32-66-98	6.5	12	0.6	25	7	6	78	5.2
TOTAL	62-26	1187	19.1	134-315	.425	11-55	.200	54-99	.545	93-203-296	4.7	66	1.06	104	24	31	333	5.4

21 SHAMARLA KING

R-FRESHMAN Guard | 6-0
Hartford, CT (The Watkinson School)

Majoring in communication science and social inquiry



SEASON/CAREER BESTS

POINTS

Season -
Career Same

REBOUNDS

Season 2, vs. Campbell (11/20/21)
Career Same

ASSISTS

Season -
Career Same

BLOCKS

Season 1, vs. Campbell (11/20/21)
Career Same

STEALS

Season -
Career Same

MINUTES

Season 3, vs. Coppin St. (11/17/21)
Career Same

FIELD GOALS MADE

Season -
Career Same

FIELD GOALS ATTEMPTED

Season -
Career Same

3-PT. FIELD GOALS MADE

Season -
Career Same

3-PT. FIELD GOALS ATTEMPTED

Season -
Career Same

FREE THROWS MADE

Season -
Career Same

FREE THROWS ATTEMPTED

Season -
Career Same

NICKNAME

- Known around the program as "Marla"

2020-21 (R-FRESHMAN)

- Made her VT debut at George Washington, playing for two minutes and grabbing one rebound.
- Played for a season-high 3:45 against Campbell.

2020-21 (FRESHMAN)

- Did not play as she recovered from an injury.

HIGH SCHOOL

- A 6-foot guard from Hartford, Connecticut, King played club ball for CT Heights.
- For the Watkinson School, King has won three

varsity letters, winning MVP awards in 2016 and 2017.

- Last season she collected the Coaches Award.

PERSONAL

- Born on October 28, she is the daughter of Shawnette Guthrie and has two siblings, Ravan and Yumiko.
- King wants to give back to the community by helping students.
- She is enrolled in liberal arts and is undecided on a specific major.

2021-22 GAME-BY-GAME STATS

OPPONENT	DATE	GP	GS	MIN	FG-FGA	PCT	3FG-FGA	PCT	FT-FTA	PCT	OFF	DEF	TOT	A	T/O	BLK	STL	PTS	
Davidson	Nov. 9	N	N	DNP															
at George Wash	Nov. 11	Y	N	2:41	0-0	.000	0-0	.000	0-0	.000	0	1	1	0	0	0	0	0	
at George Mason	Nov. 14	Y	N	1:34	0-0	.000	0-0	.000	0-0	.000	0	0	0	0	0	0	0	0	
Coppin State	Nov. 17	Y	N	3:21	0-1	.000	0-1	.000	0-0	.000	0	0	0	0	0	0	0	0	
Campbell	Nov. 20	Y	N	3:45	0-0	.000	0-1	.000	0-0	.000	0	2	2	0	0	1	0	0	
vs. Missouri St.	Nov. 26	N	N	DNP															
vs. UT-Martin	Nov. 27	N	N	DNP															
at Wisconsin	Dec. 1	N	N	DNP															
Tennessee	Dec. 5	N	N	DNP															
at Liberty	Dec. 7	N	N	DNP															
Radford	Dec. 12	N	N	DNP															
at Florida State*	Dec. 19	N	N	DNP															
Duke*	Dec. 30	N	N	DNP															
at Wake Forest*	Jan. 2	N	N	DNP															
at North Carolina*	Jan. 9	N	N	DNP															
at Duke*	Jan. 13	N	N	DNP															
Virginia*	Jan. 18	N	N	DNP															
Pitt*	Jan. 20	N	N	DNP															
at NC State*	Jan. 23																		
at Virginia*	Jan. 27																		
at Notre Dame*	Feb. 3																		
Boston College*	Feb. 6																		
Georgia Tech*	Feb. 10																		
North Carolina*	Feb. 13																		
at Syracuse*	Feb. 17																		
at Louisville*	Feb. 20																		
Miami*	Feb. 24																		
NC State*	Feb. 27																		

PRODUCTION TRACKER

	This Season	Career
Scored 10+ Points	-	-
Scored 20+ Points	-	-
Scored 30+ Points	-	-
Led Tech in Scoring	-	-
Made 5+ 3FGs	-	-
Led Tech in 3FGM	-	-
Shot over 40% on 3FG	-	-
Had a Double-Double	-	-
Had 5+ Assists	-	-
Had Multiple Steals	-	-



CAREER STATS

	GP-GS	MIN	AVG	FG-FGA	FG%	3FG-FGA	3FG%	FT-FTA	FT%	OFF-DEF-TOT	AVG	AST	AVG	TO	BLK	STL	PTS	AVG
2020-21	0-0	0.0	0.0	0-0	.000	0-0	.000	0-0	.000	0-0-0	0.0	0	0.0	0	0	0	0	0.0
2021-22	4-0	12	3.0	0-1	.000	0-1	.000	0-0	.000	0-3-3	.75	0	0.0	1	1	0	0	0.0
TOTAL	4-0	12.0	3.0	0-1	.000	0-1	.000	0-0	.000	0-3-3	.75	0	0.0	1	1	0	0	0.0

22 CAYLA KING

JUNIOR Guard | 6-0
Greensboro, NC (Northwest Guilford)

Majoring in human nutrition, foods and exercise



SEASON/CAREER BESTS

POINTS
Season 15, at George Mason (11/14/21)
Career 29, vs. Pitt (12/10/21)

REBOUNDS
Season 9, vs. Campbell (11/20/21)
Career 8, at George Wash. (11/11/21)

ASSISTS
Season 3, at George Mason (11/14/21)
Career 4, vs. GWashington (12/1/20)

BLOCKS
Season 1, vs. Coppin St. (11/17/21)
Career 1 (10x), last vs. Coppin St. (11/17/21)

STEALS
Season 2, at George Mason (11/14/21)
Career 2 (6x), last vs. Miami (3/4/21)

MINUTES
Season 34, vs. Missouri State (11/27/21)
Career 40, vs. NC State (3/5/21)

FIELD GOALS MADE
Season 5, at George Mason (11/14/21)
Career 7, vs. Pitt (12/10/20)

FIELD GOALS ATTEMPTED
Season 9, at George Mason (11/14/21)
Career 12, vs. Pitt (12/10/20)

3-PT. FIELD GOALS MADE
Season 5, at George Mason (11/14/21)
Career 7, vs. Pitt (12/10/20)

3-PT. FIELD GOALS ATTEMPTED
Season 8, vs. Coppin St. (11/17/21)
Career 12, vs. Pitt (12/10/20)

FREE THROWS MADE
Season 4, at Wisconsin (12/1/21)
Career 8, vs. Pitt (12/10/20)

FREE THROWS ATTEMPTED
Season 4, at Wisconsin (12/1/21)
Career 10, vs. Pitt (12/10/20)

CAREER HONORS

- 2021 ACC All-Academic Team

2021-22 (JUNIOR)

- Reached the 100 career 3's plateau.
- Stands at 10 3-pointers away from tenth place all-time at VT.

2020-21 (SOPHOMORE)

- Started 23 of 25 contests and averaged 8.7 points and 3.0 rebounds.
- One of the best shooters in the league, she made 60 3-pointers while shooting 38.5% from beyond the arc.
- Dropped 29 points and hit seven 3's in Tech's home win over Pitt on December 10, 2020. That game was her first career ACC start.

2019-20 (FRESHMAN)

- Played in all 30 games averaging 2.9 points and 1.3 rebounds.
- Scored a career-best nine points on 3-4 shooting beyond the arc in the win against Rice at the Coqui Classic in Puerto Rico.

PERSONAL

- Born on Jan. 9, King is the daughter of Tom and Elda King. She has one brother, Ryan King.
- King is enrolled in human nutrition, foods and exercise.

2021-22 GAME-BY-GAME STATS

OPPONENT	DATE	GP	GS	MIN	FG-FGA	PCT	3FG-FGA	PCT	FT-FTA	PCT	OFF	DEF	TOT	A	T/O	BLK	STL	PTS
Davidson	Nov. 9	Y	Y	23:14	3-7	.428	3-7	.428	0-0	.000	0	0	0	0	1	0	0	9
at George Wash	Nov. 11	Y	Y	28:24	3-6	.500	3-6	.500	0-0	.000	0	8	8	0	1	0	0	9
at George Mason	Nov. 14	Y	Y	24:48	5-9	.555	5-7	.714	0-0	.000	3	1	4	3	3	0	2	15
Coppin State	Nov. 17	Y	Y	25:57	3-8	.375	3-8	.375	0-0	.000	1	4	5	1	0	1	0	9
Campbell	Nov. 20	Y	Y	28:19	2-4	.500	2-4	.500	0-0	.000	1	8	9	2	1	1	1	6
vs. Missouri St.	Nov. 26	Y	Y	34:46	2-5	.400	2-5	.400	0-0	.000	0	1	1	1	2	0	1	6
vs. UT-Martin	Nov. 27	N	N	DNP														
at Wisconsin	Dec. 1	Y	Y	37:21	2-5	.400	2-5	.400	4-4	1.000	0	3	3	1	0	0	0	10
Tennessee	Dec. 5	Y	Y	25:56	2-4	.500	2-4	.500	1-1	1.000	0	3	3	1	0	0	0	7
at Liberty	Dec. 7	Y	Y	24:19	0-7	.000	0-6	.000	0-0	.000	0	2	2	2	2	1	1	0
Radford	Dec. 12	Y	Y	30:38	2-6	.333	2-5	.400	0-0	.000	1	2	3	3	1	0	0	6
at Florida State*	Dec. 19	Y	Y	30:51	4-4	1.000	3-3	1.000	0-0	.000	0	3	3	1	0	0	0	11
Duke*	Dec. 30	Y	Y	27:43	1-4	.250	1-3	.333	0-0	.000	0	5	5	1	1	0	1	3
at Wake Forest*	Jan. 2	Y	Y	25:51	1-5	.200	1-3	.333	0-0	.000	1	1	2	1	1	0	1	3
at North Carolina*	Jan. 9	Y	Y	34:09	3-7	.428	2-6	.333	0-0	.000	2	3	5	1	2	0	1	8
at Duke*	Jan. 13	Y	Y	35:56	3-8	.375	2-6	.333	0-1	.000	1	0	1	1	0	0	1	8
Virginia*	Jan. 18	Y	Y	29:24	2-6	.333	2-5	.400	2-2	1.000	2	3	5	2	1	0	0	8
Pitt*	Jan. 20	Y	Y	18:54	3-5	.600	3-5	.600	2-3	.666	0	2	2	1	0	0	0	11
at NC State*	Jan. 23																	
at Virginia*	Jan. 27																	
at Notre Dame*	Feb. 3																	
Boston College*	Feb. 6																	
Georgia Tech*	Feb. 10																	
North Carolina*	Feb. 13																	
at Syracuse*	Feb. 17																	
at Louisville*	Feb. 20																	
Miami*	Feb. 24																	
NC State*	Feb. 27																	

PRODUCTION TRACKER

	This Season	Career
Scored 10+ Points	4	13
Scored 20+ Points	0	1
Scored 30+ Points	0	0
Led Tech in Scoring	0	1
Made 5+ 3FGs	1	4
Led Tech in 3FGM	5	12
Shot over 40% on 3FG	10	34
Had a Double-Double	0	0
Had 5+ Assists	0	0
Had Multiple Steals	1	7



CAREER STATS

	GP-GS	MIN	AVG	FG-FGA	FG%	3FG-FGA	3FG%	FT-FTA	FT%	OFF-DEF-TOT	AVG	AST	AVG	TO	BLK	STL	PTS	AVG
2019-20	30-0	413	13.7	28-90	.311	26-80	.325	5-7	.714	21-19-40	1.3	13	0.4	17	3	9	87	2.9
2020-21	25-23	773	30.9	66-171	.386	60-156	.385	25-32	.781	20-55-75	3.0	29	1.2	19	6	18	217	8.7
2021-22	16-16	468	28.5	38-95	.400	35-83	.421	9-10	.900	12-47-59	3.7	21	1.4	16	3	10	120	7.5
TOTAL	71-39	1656	22.8	132-356	.371	121-319	.379	39-49	.795	53-121-174	2.4	63	0.8	52	12	37	424	5.9



SEASON/CAREER BESTS

POINTS

Season 18, vs. Davidson (11/9/21)
Career 31, at Michigan State (2/21/21)

REBOUNDS

Season 6 (2x), last vs. Pitt (1/20/22)
Career 8, vs. Valparaiso (12/6/20)

ASSISTS

Season 4 (3x), last at FSU (12/19/21)
Career 9, vs. Northern Illinois (11/24/19)

BLOCKS

Season -
Career 2 (3x), last vs. Wisco (1/21/21)

STEALS

Season 2, vs. Davidson (11/9/21)
Career 4, at Indiana (3/3/19)

MINUTES

Season 38, vs. UT-Martin (11/27/21)
Career 40, vs. Iowa (3/10/21)

FIELD GOALS MADE

Season 7, vs. Davidson (11/9/21)
Career 10, at Michigan State (2/21/21)

FIELD GOALS ATTEMPTED

Season 10, vs. Davidson (11/9/21)
Career 20, at Michigan State (2/21/21)

3-PT. FIELD GOALS MADE

Season 3 (3x), last vs. Coppin St. (11/17/21)
Career 4 (2x), last at Mich. St. (2/21/21)

3-PT. FIELD GOALS ATTEMPTED

Season 5 (2x), last at George Wash. (11/11/21)
Career 7 (4x)

FREE THROWS MADE

Season 8, at FSU (12/19/21)
Career 10, at Michigan State (2/21/21)

FREE THROWS ATTEMPTED

Season 5, vs. Missouri State (11/27/21)
Career 13, at Michigan State (2/21/21)

NICKNAME

- Known around the program as “KT”

CAREER HONORS (PURDUE)

- Appeared in 88 games with 70 starts
- Averaged 8.8 points, 3.5 assists and 2.2 rebounds over 27.6 minutes per game
- Moved up to 17th in program history with 311 career assists, just the 18th player to top 300 assists at Purdue
- Ranked 14th in program history with a career assist-to-turnover ratio at 1.25
- Dished out 221 assists over the first two seasons, becoming the sixth player in program history to amass 100 dimes as a freshman and a sophomore
- Career 38.8% shooter from the field with a 29.8% clip from distance
- Topped 10 points in 34 career games, with four

over 20 points

- Notched 29 games with at least five assists, 39 games with a 3-pointer and 17 with multiple triples
- Led the team in scoring 17 times, rebounds twice, assists 43 times, steals 18 times and blocks three times
- Second Team All-Big Ten by the coaches and Honorable Mention All-Big Ten by the media
- Two-time Academic All-Big Ten honoree

QUOTING COACH BROOKS

- I’m super excited with the addition of Kayana Traylor to our program. She brings a wealth of experience and knowledge that can propel our program to the next level. She’s a versatile guard that can play multiple positions. Her skill set fits our philosophy and I think that she will blend in very nicely with our current group.

2021-22 GAME-BY-GAME STATS

OPPONENT	DATE	GP	GS	MIN	FG-FGA	PCT	3FG-FGA	PCT	FT-FTA	PCT	OFF	DEF	TOT	A	T/O	BLK	STL	PTS
Davidson	Nov. 9	Y	N	20:28	7-10	.700	3-5	.600	1-3	.333	0	2	2	1	0	0	2	18
at George Wash	Nov. 11	Y	N	20:37	3-8	.375	3-5	.600	2-2	1.000	0	1	1	3	1	0	0	11
at George Mason	Nov. 14	Y	N	24:50	1-6	.166	1-4	.250	3-4	.750	0	3	3	4	1	0	1	6
Coppin State	Nov. 17	Y	N	21:50	6-7	.857	3-4	.750	0-0	.000	0	3	3	2	1	0	0	15
Campbell	Nov. 20	Y	N	29:11	1-6	.166	0-2	.000	4-4	1.000	1	5	6	4	0	0	0	6
vs. Missouri St.	Nov. 26	Y	N	27:20	3-5	.600	2-2	1.000	4-5	.800	0	2	2	1	2	0	1	12
vs. UT-Martin	Nov. 27	Y	Y	38:16	4-14	.285	2-8	.250	1-2	.500	1	2	3	2	0	0	1	11
at Wisconsin	Dec. 1	Y	N	34:48	4-7	.571	1-2	.500	1-2	.500	0	3	3	2	0	0	0	10
Tennessee	Dec. 5	Y	N	24:19	0-2	.000	0-1	.000	0-0	.000	0	3	3	2	0	0	0	0
at Liberty	Dec. 7	Y	N	24:22	1-7	.142	0-4	.000	0-0	.000	0	1	1	2	2	0	1	2
Radford	Dec. 12	Y	N	30:13	5-9	.555	1-3	.333	4-4	1.000	1	2	3	2	2	0	1	15
at Florida State*	Dec. 19	Y	N	23:36	3-7	.428	0-2	.000	8-10	.800	1	1	2	4	3	0	0	14
Duke*	Dec. 30	Y	Y	32:20	3-8	.375	1-3	.333	6-6	1.000	0	1	1	2	2	0	0	13
at Wake Forest*	Jan. 2	Y	Y	34:47	5-10	.500	2-5	.400	3-4	.750	0	2	2	1	4	0	2	15
at North Carolina*	Jan. 9	Y	Y	31:12	2-9	.222	0-4	.000	1-2	.500	0	5	5	1	2	0	0	5
at Duke*	Jan. 13	Y	Y	25:01	2-6	.333	1-2	.500	2-2	1.000	0	1	1	3	0	0	1	7
Virginia*	Jan. 18	Y	Y	32:20	5-10	.500	2-5	.400	5-5	1.000	0	1	1	1	1	0	0	17
Pitt*	Jan. 20	Y	Y	32:49	2-7	.285	1-1	1.000	7-7	1.000	0	6	6	1	1	0	0	12
at NC State*	Jan. 23																	
at Virginia*	Jan. 27																	
at Notre Dame*	Feb. 3																	
Boston College*	Feb. 6																	
Georgia Tech*	Feb. 10																	
North Carolina*	Feb. 13																	
at Syracuse*	Feb. 17																	
at Louisville*	Feb. 20																	
Miami*	Feb. 24																	
NC State*	Feb. 27																	

PRODUCTION TRACKER

	This Season	VT Career
Scored 10+ Points	12	Same
Scored 20+ Points	0	Same
Scored 30+ Points	0	Same
Led Tech in Scoring	1	Same
Made 5+ 3FGs	0	Same
Led Tech in 3FGM	4	Same
Shot over 40% on 3FG	9	Same
Had a Double-Double	0	Same
Had 5+ Assists	0	Same
Had Multiple Steals	1	Same



CAREER STATS

	GP-GS	MIN	AVG	FG-FGA	FG%	3FG-FGA	3FG%	FT-FTA	FT%	OFF-DEF-TOT	AVG	AST	AVG	TO	BLK	STL	PTS	AVG
2018-19	33-22	846	25.6	68-178	.382	17-60	.283	64-90	.711	15-49-64	1.9	119	3.7	88	7	32	217	6.6
2019-20	32-25	783	24.5	67-169	.396	18-54	.333	58-79	.734	10-58-68	2.1	109	3.2	91	2	19	210	6.6
2020-21	23-23	802	34.9	111-287	.387	26-91	.286	96-120	.800	12-52-64	2.8	90	3.9	69	5	27	344	15.0
2021-22	17-6	475	27.5	55-131	.419	22-61	.360	45-55	.818	7-35-42	2.5	37	2.4	21	0	10	177	10.4
TOTAL	105-76	2906	27.5	301-765	.394	83-266	.312	263-344	.764	44-194-238	2.27	348	3.4	269	14	88	948	9.0



SEASON/CAREER BESTS

POINTS

Season 13, at George Mason (11/14/21)
 Career 30, at Memphis (12/6/20)

REBOUNDS

Season 6, at George Wash. (11/11/21)
 Career 10 (3x), last at Hampton (12/14/19)

ASSISTS

Season 3, at George Wash. (11/11/21)
 Career 6, vs. Lipscomb (1/2/21)

BLOCKS

Season -
 Career 2 (5x)

STEALS

Season 1, vs. UT-Martin (11/27/21)
 Career 4, at Memphis (12/6/20)

MINUTES

Season 27, vs. Campbell (11/20/21)
 Career *Unavailable

FIELD GOALS MADE

Season 5, at George Mason (11/14/21)
 Career 12, at Memphis (12/6/20)

FIELD GOALS ATTEMPTED

Season 10 (2x), last at UNC (1/9/22)
 Career 20, at Memphis (12/6/20)

3-PT. FIELD GOALS MADE

Season 3, at George Mason (11/14/21)
 Career 6, vs. Stetson (2/28/21)

3-PT. FIELD GOALS ATTEMPTED

Season 7, at George Mason (11/14/21)
 Career 12 (4x)

FREE THROWS MADE

Season 4, vs. Coppin St. (11/17/21)
 Career 12 (2x), last vs. Kenn. St. (3/7/20)

FREE THROWS ATTEMPTED

Season 4 (2x), last vs. Campbell (11/20/21)
 Career 16, vs. Kennesaw State (3/7/20)

Lytle starred at Liberty for the past three years scoring 1,153 points and shooting better than 42% from the field. Adept at the long ball, Lytle scored 171 3's during her time with the Flames.

"I choose Tech because I've played against them the past three years and I've always admired their style of play," Lytle said of signing with the Hokies. "I know that Coach Brooks is a family man, a man of faith and I felt at peace throughout the whole recruiting process at Virginia Tech. I am excited to start this next chapter!"

Lytle, a 5-foot-11 guard/forward from Memphis, led the Flames to a 19-8 record in 2020-21, earning First Team All-Conference honors after averaging 14.7 points per game and 5.0 rebounds, both career highs.

For her career in Lynchburg, Lytle started in 86 of 90 games played, scored 12.8 points per game and pulled down 4.4 rebounds. She has a career shooting percentage of 42%, which includes 35% from 3-point range.

Lytle suited up against the Hokies in each of the last three seasons, scoring 13, 19 and 14 points respectively in those contests.

Her name is plastered across the Flame record books as she occupies 13th all-time in scoring, owns the single season record for 3-pointers with 64 in 2019, her 39.1% mark from beyond the arc in 2021 is the best for a single campaign and her 34 consecutive made free throws in 2020 are also a program best.

2021-22 GAME-BY-GAME STATS

OPPONENT	DATE	GP	GS	MIN	FG-FGA	PCT	3FG-FGA	PCT	FT-FTA	PCT	OFF	DEF	TOT	A	T/O	BLK	STL	PTS
Davidson	Nov. 9	Y	N	17:28	2-4	.500	0-2	.000	0-0	.000	1	1	2	2	1	0	0	4
at George Wash	Nov. 11	Y	N	23:43	3-5	.600	0-1	.000	0-0	.000	2	4	6	3	2	0	0	6
at George Mason	Nov. 14	Y	Y	26:36	5-10	.500	3-7	.428	0-0	.000	2	3	5	0	1	0	0	13
Coppin State	Nov. 17	Y	Y	19:10	2-7	.285	1-5	.200	4-4	1.000	2	1	3	2	0	0	0	9
Campbell	Nov. 20	Y	Y	27:53	2-8	.250	1-2	.500	2-4	.500	3	2	5	1	1	0	0	7
vs. Missouri St.	Nov. 26	Y	Y	12:16	1-3	.333	0-2	.000	3-3	1.000	1	0	1	0	2	0	1	5
vs. UT-Martin	Nov. 27	Y	Y	21:17	3-6	.500	1-4	.250	0-0	.000	1	1	2	1	1	0	1	7
at Wisconsin	Dec. 1	Y	Y	21:23	2-5	.400	0-2	.000	0-1	.000	1	1	2	2	2	0	0	4
Tennessee	Dec. 5	Y	N	21:18	1-2	.500	1-2	.000	0-0	.000	2	2	4	2	1	0	1	3
at Liberty	Dec. 7	Y	N	18:43	2-6	.333	1-4	.250	3-4	.750	1	1	0	2	1	1	1	8
Radford	Dec. 12	Y	Y	16:45	1-2	.500	1-2	.500	0-0	.000	1	2	3	2	0	0	0	3
at Florida State*	Dec. 19	Y	N	2:19	0-0	.000	0-0	.000	0-0	.000	0	0	0	0	0	0	0	0
Duke*	Dec. 30	Y	N	11:49	0-1	.000	0-1	.000	0-0	.000	0	2	2	1	1	0	0	0
at Wake Forest*	Jan. 2	Y	N	22:40	0-3	.000	0-2	.000	2-2	1.000	1	4	5	1	1	0	2	2
at North Carolina*	Jan. 9	Y	N	20:05	1-10	.100	1-4	.250	3-4	.750	2	3	5	2	1	0	1	6
at Duke*	Jan. 13	Y	N	3:59	0-2	.000	0-1	.000	0-0	.000	1	0	1	0	0	0	0	0
Virginia*	Jan. 18	Y	N	3:01	0-1	.000	0-1	.000	0-0	.000	0	0	0	0	1	0	0	0
Pitt*	Jan. 20	Y	N	4:55	0-0	.000	0-0	.000	0-0	.000	0	0	0	0	0	0	0	0
at NC State*	Jan. 23																	
at Virginia*	Jan. 27																	
at Notre Dame*	Feb. 3																	
Boston College*	Feb. 6																	
Georgia Tech*	Feb. 10																	
North Carolina*	Feb. 13																	
at Syracuse*	Feb. 17																	
at Louisville*	Feb. 20																	
Miami*	Feb. 24																	
NC State*	Feb. 27																	

PRODUCTION TRACKER

	This Season	VT Career
Scored 10+ Points	1	Same
Scored 20+ Points	0	Same
Scored 30+ Points	0	Same
Led Tech in Scoring	0	Same
Made 5+ 3FGs	0	Same
Led Tech in 3FGM	0	Same
Shot over 40% on 3FG	3	Same
Had a Double-Double	0	Same
Had 5+ Assists	0	Same
Had Multiple Steals	1	Same



CAREER STATS

	GP-GS	MIN	AVG	FG-FGA	FG%	3FG-FGA	3FG%	FT-FTA	FT%	OFF-DEF-TOT	AVG	AST	AVG	TO	BLK	STL	PTS	AVG
2016-17	22-3	222	10.1	16-50	.320	7-28	.250	7-10	.700	17-7-24	1.1	10	0.5	24	2	4	46	2.1
2017-18	0-0	0.0	0.0	0-0	.000	0-0	.000	0-0	.000	0-0-0	0.0	0	0.0	0	0	0	0	0.0
2018-19	32-32	862	26.9	122-296	.412	64-172	.372	89-118	.754	49-71-120	3.8	31	0.9	74	12	31	397	12.4
2019-20	31-27	902	29.1	118-328	.360	53-174	.305	71-87	.816	48-100-148	4.8	42	1.3	75	6	23	360	11.6
2020-21	27-27	692	25.6	139-277	.502	54-138	.391	64-74	.865	41-94-135	5.0	36	1.3	46	4	20	396	14.7
2021-22	17-6	290	18.4	25-75	.333	10-42	.238	17-22	.772	20-27-47	2.9	19	1.3	17	2	7	77	4.8
TOTAL	129-96	2969	23.6	420-1026	.409	188-554	.340	248-311	.797	175-299-474	3.7	138	1.1	236	26	85	1276	9.9

31 ROCHELLE NORRIS

R-SOPHOMORE Center | 6-5
Stafford, VA (New Hope Academy/West Virginia)

First name pronounced: Row-shell
Majoring in sociology



SEASON/CAREER BESTS

POINTS

Season -
Career 10 (3x), last vs. Norfolk St (12/15/19)

REBOUNDS

Season -
Career 9, vs. Oklahoma State (1/16/21)

ASSISTS

Season -
Career 2, vs. James Madison (12/13/20)

BLOCKS

Season -
Career 3 (3x), last at low St. (2/29/20)

STEALS

Season -
Career 2, vs. Michigan State (12/21/19)

MINUTES

Season -
Career -

FIELD GOALS MADE

Season -
Career 5 (2x), last vs. New Mexico (11/29/19)

FIELD GOALS ATTEMPTED

Season -
Career 8, vs. Saint Francis (11/7/19)

3-PT. FIELD GOALS MADE

Season -
Career -

3-PT. FIELD GOALS ATTEMPTED

Season -
Career -

FREE THROWS MADE

Season -
Career 2 (4x)

FREE THROWS ATTEMPTED

Season -
Career 3, vs. James Madison (12/13/20)

NICKNAME

- Known around the program as "Ro"

2021-22 (R-SOPHOMORE)

- Will not feature as she rehabs an injury.

PRIOR TO TECH

Norris, a 6-foot-5 center from Stafford, Virginia, played for three seasons at West Virginia where she featured in 39 games, starting 11 times.

"I chose Virginia Tech because I believe they have the ability to get me to where I need to be," Norris said of her commitment. "It's a family atmosphere and I'm excited to get started."

This past season, she suited up 13 times for the Mountaineers scoring 42 points and pulling down 46 rebounds. She also posted 11 blocks in limited action.

For her WVU career, Norris averaged 3.4 points, shooting 53.7% and had 4.0 rebounds per contest.

During her prep career, Norris was rated the No. 70 overall recruit in the 2018 HoopGurlz Recruiting rankings and 15th for post players.

2021-22 GAME-BY-GAME STATS

OPPONENT	DATE	GP	GS	MIN	FG-FGA	PCT	3FG-FGA	PCT	FT-FTA	PCT	OFF	DEF	TOT	A	T/O	BLK	STL	PTS	
Davidson	Nov. 9	N	N	DNP															
at George Wash	Nov. 11	N	N	DNP															
at George Mason	Nov. 14	N	N	DNP															
Coppin State	Nov. 17	N	N	DNP															
Campbell	Nov. 20	N	N	DNP															
vs. Missouri St.	Nov. 26	N	N	DNP															
vs. UT-Martin	Nov. 27	N	N	DNP															
at Wisconsin	Dec. 1	N	N	DNP															
Tennessee	Dec. 5	N	N	DNP															
at Liberty	Dec. 7	N	N	DNP															
Radford	Dec. 12	N	N	DNP															
at Florida State*	Dec. 19	N	N	DNP															
Duke*	Dec. 30	N	N	DNP															
at Wake Forest*	Jan. 2	N	N	DNP															
at North Carolina*	Jan. 9	N	N	DNP															
at Duke*	Jan. 13	N	N	DNP															
Virginia*	Jan. 18	N	N	DNP															
Pitt*	Jan. 20	N	N	DNP															
at NC State*	Jan. 23																		
at Virginia*	Jan. 27																		
at Notre Dame*	Feb. 3																		
Boston College*	Feb. 6																		
Georgia Tech*	Feb. 10																		
North Carolina*	Feb. 13																		
at Syracuse*	Feb. 17																		
at Louisville*	Feb. 20																		
Miami*	Feb. 24																		
NC State*	Feb. 27																		

PRODUCTION TRACKER

	This Season	VT Career
Scored 10+ Points	-	-
Scored 20+ Points	-	-
Scored 30+ Points	-	-
Led Tech in Scoring	-	-
Made 5+ 3FGs	-	-
Led Tech in 3FGM	-	-
Shot over 40% on 3FG	-	-
Had a Double-Double	-	-
Had 5+ Assists	-	-
Had Multiple Steals	-	-



CAREER STATS

	GP-GS	MIN	AVG	FG-FGA	FG%	3FG-FGA	3FG%	FT-FTA	FT%	OFF-DEF-TOT	AVG	AST	AVG	TO	BLK	STL	PTS	AVG
2018-19	0-0	0.0	0.0	0-0	.000	0-0	.000	0-0	.000	0-0-0	0.0	0	0.0	0	0	0	0	0.0
2019-20	26-9	429	16.5	40-72	.556	0-0	.000	11-19	.579	29-81-110	4.2	2	0.1	36	31	6	91	3.5
2020-21	13-2	177	13.6	18-36	.500	0-0	.000	6-13	.462	15-31-46	3.5	4	0.3	12	11	3	42	3.2
2021-22	0-0	0	0.0	0-0	.000	0-0	.000	0-0	.000	0-0-0	0.0	0	0.0	0	0	0	0	0.0
TOTAL	39-11	608	15.6	58-108	.537	0-0	.000	17-32	.531	44-112-156	4.0	6	0.2	48	42	9	133	3.4

33 ELIZABETH KITLEY

JUNIOR Center | 6-6
Summerfield, NC (Northwest Guilford)

Majoring in human nutrition, foods and exercise



SEASON/CAREER BESTS

POINTS

Season 34 (2x), last at FSU (12/19/21)
Career 34 (2x), last at FSU (12/19/21)

REBOUNDS

Season 18, at Wake Forest (1/2/22)
Career 21, vs. Wake Forest (1/17/21)

ASSISTS

Season 4, at George Mason (11/14/21)
Career 6, vs. Pitt (12/10/21)

BLOCKS

Season 6 (2x), last vs. Virginia (1/18/22)
Career 8, at Notre Dame (2/20/20)

STEALS

Season 2 vs. Missouri State (11/26/21)
Career 3 (10x), last vs. Louisville (1/7/20)

MINUTES

Season 40, vs. Tennessee (12/5/21)
Career 43, vs. NC State (1/28/21)

FIELD GOALS MADE

Season 17, at George Wash. (11/11/21)
Career 17, at George Wash. (11/11/21)

FIELD GOALS ATTEMPTED

Season 21, at George Wash. (11/11/21)
Career 22, at NC State (1/24/21)

3-PT. FIELD GOALS MADE

Season 1, vs. Campbell (11/20/21)
Career 1 (5x), last vs. Campbell (11/20/21)

3-PT. FIELD GOALS ATTEMPTED

Season 1, vs. Campbell (11/20/21)
Career 2, vs. Boston College (1/23/20)

FREE THROWS MADE

Season 9, vs. Duke (12/30/21)
Career 9, vs. Duke (12/30/21)

FREE THROWS ATTEMPTED

Season 10, at FSU (12/19/21)
Career 10 (3x), last at FSU (12/19/21)

NICKNAME

- Known around the program as "Liz"

CAREER HONORS

- **Second in VT history in double-doubles (28)**
- On the Lisa Leslie Award Watch List
- Preseason All-ACC, Wooden Award Watch List
- 2021 First Team All-ACC
- 2021 finalist for the Lisa Leslie Award
- 2021 VaSID Player of the Year
- 2021 ACC All-Tournament Team second team
- 2020 ACC Freshman of the Year
- ACC All-Academic Team 2020, 2021
- Three-time ACC Freshman of the Week (Nov. 11, Feb. 17, Feb. 24)
- Set the program record with a .573 FG% for an ACC season and 41 blocks

2020-21 (SOPHOMORE)

2021-22 GAME-BY-GAME STATS

OPPONENT	DATE	GP	GS	MIN	FG-FGA	PCT	3FG-FGA	PCT	FT-FTA	PCT	OFF	DEF	TOT	A	T/O	BLK	STL	PTS
Davidson	Nov. 9	Y	Y	30:27	3-11	.272	0-0	.000	0-4	.000	3	7	10	1	0	6	0	6
at George Wash	Nov. 11	Y	Y	27:08	17-21	.809	0-0	.000	0-0	.000	4	5	9	3	1	2	0	34
at George Mason	Nov. 14	Y	Y	32:06	11-17	.647	0-0	.000	1-2	.500	0	10	10	4	1	4	0	23
Coppin State	Nov. 17	Y	Y	23:06	6-10	.600	0-0	.000	1-2	.500	6	7	13	1	0	4	0	13
Campbell	Nov. 20	Y	Y	24:43	12-17	.705	1-1	1.000	3-4	.750	4	3	7	2	3	2	1	28
vs. Missouri St.	Nov. 26	Y	Y	38:42	10-18	.555	0-0	.000	1-6	.166	3	6	9	3	4	2	2	21
vs. UT-Martin	Nov. 27	Y	Y	38:16	9-13	.692	0-0	.000	1-3	.333	7	7	14	2	2	5	1	19
at Wisconsin	Dec. 1	Y	Y	26:53	5-8	.625	0-0	.000	3-6	.500	1	2	3	3	5	1	0	13
Tennessee	Dec. 5	Y	Y	40:00	1-12	.083	0-1	.000	2-6	.333	1	8	9	2	3	3	2	4
at Liberty	Dec. 7	Y	Y	32:59	3-7	.428	0-0	.000	1-2	.500	3	4	7	0	2	2	0	7
Radford	Dec. 12	Y	Y	31:30	10-16	.625	0-0	.000	2-4	.500	3	7	10	0	0	3	1	22
at Florida State*	Dec. 19	Y	Y	36:25	13-19	.684	0-0	.000	8-10	.800	5	8	13	1	0	4	0	34
Duke*	Dec. 30	Y	Y	35:45	9-18	.500	0-0	.000	9-9	1.000	4	9	13	0	1	3	0	27
at Wake Forest*	Jan. 2	Y	Y	38:51	5-12	.416	0-0	.000	3-4	.750	4	14	18	1	3	5	0	13
at North Carolina*	Jan. 9	Y	Y	36:30	6-13	.461	0-0	.000	2-2	1.000	4	13	17	0	5	1	0	14
at Duke*	Jan. 13	Y	Y	38:10	8-19	.421	0-1	.000	3-5	.600	4	8	12	2	2	2	2	19
Virginia*	Jan. 18	Y	Y	38:35	10-18	.550	0-0	.000	4-4	1.000	3	7	10	2	2	6	1	24
Pitt*	Jan. 20	Y	Y	35:09	10-17	.588	0-1	.000	7-7	1.000	0	7	7	4	2	0	0	27
at NC State*	Jan. 23																	
at Virginia*	Jan. 27																	
at Notre Dame*	Feb. 3																	
Boston College*	Feb. 6																	
Georgia Tech*	Feb. 10																	
North Carolina*	Feb. 13																	
at Syracuse*	Feb. 17																	
at Louisville*	Feb. 20																	
Miami*	Feb. 24																	
NC State*	Feb. 27																	

PRODUCTION TRACKER

	This Season	Career
Scored 10+ Points	17	56
Scored 20+ Points	9	20
Scored 30+ Points	2	4
Led Tech in Scoring	12	33
Had 10+ Rebounds	11	31
Led Tech in Rebounds	12	40
Shot over 50% on FG	12	47
Had a Double-Double	10	29
Had 5+ Assists	0	1
Had Multiple Blocks	15	33



CAREER STATS

	GP-GS	MIN	AVG	FG-FGA	FG%	3FG-FGA	3FG%	FT-FTA	FT%	OFF-DEF-TOT	AVG	AST	AVG	TO	BLK	STL	PTS	AVG
2019-20	30-30	802	26.7	154-274	.562	1-5	.200	66-99	.667	64-162-226	7.5	22	0.7	65	63	6	375	12.5
2020-21	25-25	892	35.7	180-339	.531	3-7	.429	92-118	.780	61-198-259	10.4	49	2.0	69	47	13	455	18.2
2021-22	17-17	570	33.1	138-249	.554	1-3	.333	44-73	.602	59-125-184	10.8	27	2.1	34	55	10	321	18.8
TOTAL	72-72	2265	31.0	472-862	.547	5-15	.333	202-290	.696	184-485-669	9.3	98	1.4	168	165	29	1151	15.9

35 TAYLOR GEIMAN

JUNIOR Guard/Forward | 6-0
Hanover, PA (South Western)

Last name pronounced: Guy-man
Majoring in biomedical engineering



SEASON/CAREER BESTS

POINTS

Season 3, vs. Duke (12/30/21)
Career 11, vs. Wichita State (12/21/19)

REBOUNDS

Season 4, vs. Coppin St. (11/17/21)
Career 7 (3x), last at Clemson (2/25/21)

ASSISTS

Season 3, vs. Radford (12/12/21)
Career 3 (2x), last vs. Radford (12/12/21)

BLOCKS

Season 2, vs. Davidson (11/9/21)
Career 3, at Monmouth (12/12/17)

STEALS

Season 1 (2x), last vs. Duke (12/30/21)
Career 3 (10x), last vs. Louisville (1/7/20)

MINUTES

Season 16, vs. Coppin St. (11/17/21)
Career 22, vs. App State (12/4/21)

FIELD GOALS MADE

Season 1 (2x), last vs. Duke (12/30/21)
Career 4, vs. Wichita State (12/21/19)

FIELD GOALS ATTEMPTED

Season 2 (2x), last vs. Radford (12/12/21)
Career 6, vs. Wichita State (12/21/19)

3-PT. FIELD GOALS MADE

Season 1, vs. Duke (12/30/21)
Career 3, vs. Wichita State (12/21/19)

3-PT. FIELD GOALS ATTEMPTED

Season 2, vs. Radford (12/12/21)
Career 5, vs. Wichita State (12/21/19)

FREE THROWS MADE

Season 2, vs. Radford (12/12/21)
Career 3, vs. Belmont (11/30/19)

FREE THROWS ATTEMPTED

Season 2 (3x), last vs. Radford (12/12/21)
Career 4, vs. Belmont (11/30/19)

2021-22 (JUNIOR)

- Returned to the court after missing much of her sophomore season with an injury.
- Connected on a 3-point FG in the win over No. 15 Duke.

2020-21 (SOPHOMORE)

- Played in the first eight games of the season before an injury sidelined her.
- Averaged 0.9 points, 1.8 rebounds and 1.3 assists.

2019-20 (FRESHMAN)

- Played in 11 games before her season was cut short due to injury.
- Averaged 2.1 points and 1.5 rebounds.

- Scored 11 points on 3-5 shooting beyond the arc in 20 minutes (all season highs) in the win over Wichita State at the Coqui Classic in Puerto Rico.

PERSONAL

- Born on Aug. 22, she is the daughter of Jeff and Shannon Geiman.
- Her brother Brock Geiman plays basketball at Christopher Newport.
- Her mother, Shannon, played basketball for West Virginia University.
- Geiman is majoring in biomedical engineering.

2021-22 GAME-BY-GAME STATS

OPPONENT	DATE	GP	GS	MIN	FG-FGA	PCT	3FG-FGA	PCT	FT-FTA	PCT	OFF DEF TOT	A	T/O	BLK	STL	PTS
Davidson	Nov. 9	Y	N	6:47	0-0	.000	0-0	.000	0-0	.000	0 0 0	0	0	2	1	0
at George Wash	Nov. 11	Y	N	8:03	0-1	.000	0-0	.000	0-0	.000	0 1 1	0	0	0	0	0
at George Mason	Nov. 14	Y	N	8:08	0-0	.000	0-0	.000	0-0	.000	0 0 0	0	0	0	0	0
Coppin State	Nov. 17	Y	N	16:38	1-2	.500	0-1	.000	0-0	.000	2 2 4	1	2	1	0	2
Campbell	Nov. 20	Y	N	8:53	0-1	.000	0-1	.000	1-2	.500	1 2 3	0	0	0	0	1
vs. Missouri St.	Nov. 26	Y	N	3:45	0-1	.000	0-1	.000	0-2	.000	0 1 1	0	0	0	0	0
vs. UT-Martin	Nov. 27	N	N	DNP												
at Wisconsin	Dec. 1	N	N	DNP												
Tennessee	Dec. 5	N	N	DNP												
at Liberty	Dec. 7	Y	N	2:06	0-0	.000	0-0	.000	0-0	.000	0 0 0	0	0	0	1	0
Radford	Dec. 12	Y	N	6:10	0-2	.000	0-2	.000	2-2	1.000	0 1 1	3	0	0	0	2
at Florida State*	Dec. 19	N	N	DNP												
Duke*	Dec. 30	Y	N	9:59	1-1	1.000	1-1	1.000	0-0	.000	0 0 0	1	0	0	1	3
at Wake Forest*	Jan. 2	N	N	DNP												
at North Carolina*	Jan. 9	N	N	4:43	0-0	.000	0-0	.000	.000	0-0	0 0 0	0	0	0	0	0
at Duke*	Jan. 13	N	N	DNP												
Virginia*	Jan. 18	N	N	DNP												
Pitt*	Jan. 20	N	N	DNP												
at NC State*	Jan. 23															
at Virginia*	Jan. 27															
at Notre Dame*	Feb. 3															
Boston College*	Feb. 6															
Georgia Tech*	Feb. 10															
North Carolina*	Feb. 13															
at Syracuse*	Feb. 17															
at Louisville*	Feb. 20															
Miami*	Feb. 24															
NC State*	Feb. 27															

PRODUCTION TRACKER

	This Season	Career
Scored 10+ Points	0	1
Scored 20+ Points	0	0
Scored 30+ Points	0	0
Led Tech in Scoring	0	0
Made 5+ 3FGs	0	0
Led Tech in 3FGM	0	0
Shot over 40% on 3FG	1	4
Had a Double-Double	0	0
Had 5+ Assists	0	0
Had Multiple Steals	0	1



CAREER STATS

	GP-GS	MIN	AVG	FG-FGA	FG%	3FG-FGA	3FG%	FT-FTA	FT%	OFF-DEF-TOT	AVG	AST	AVG	TO	BLK	STL	PTS	AVG
2019-20	11-0	131	11.9	7-29	.241	6-23	.261	3-4	.750	5-12-17	1.5	6	0.5	10	2	6	23	2.1
2020-21	8-0	115	14.4	3-20	.150	1-17	.059	0-2	.000	5-9-14	1.8	10	1.3	8	1	1	7	0.9
2021-22	10-0	75	7.5	2-8	.250	1-7	.142	3-6	.500	3-7-10	1.2	5	0.2	2	3	3	8	0.8
TOTAL	29-0	326	11.2	12-57	.210	8-47	.170	6-12	.500	13-28-41	1.5	21	0.8	20	6	10	38	1.3

THE HOKIES UNDER BROOKS **2021-22** **VT CAREER**

Home	7-1	71-23
Road	6-2	31-30
Neutral	1-1	12-10
In non-conference games	8-3	73-15
In ACC games	6-1	41-48
Won opening tip	9-2	61-21
Lost opening tip	5-2	54-42
After a win	10-2	80-33
After a loss	3-1	29-29
Longest win streak	5 games	15
Longest losing streak	2 games	11
When scoring first	12-3	73-34
Opponent scores first	2-1	41-28
Leading after 1st quarter	13-1	82-26
Trailing after 1st quarter	1-3	24-34
Tied after first quarter	0-0	9-2
Leading at halftime	13-0	91-16
Trailing at halftime	1-4	22-42
Tied at halftime	0-0	2-4
Leading after 3rd quarter	13-1	101-11
Trailing after 3rd quarter	0-3	12-46
Tied after 3rd quarter	1-0	3-2
When margin is <5	1-0	13-20
When margin is 6-10	2-2	28-20
When margin is 11-15	2-0	18-5
When margin is 16-20	3-1	16-8
When margin is 21+	6-1	40-10
In OT games	0-0	3-3

HIGHS AND LOWS **2021-22** **VT CAREER**

FG made	36	44
FG attempts	69	76
3FG made	15	18
3FG attempts	34	39
FT made	20	31
FT attempts	25	40
Rebounds	55	56
Assists	24	28
Steals	6	14
Blocks	8	10
Turnovers	21	28
Largest halftime lead	30	37
Largest halftime deficit	18	27
Most points scored in a half	49	60
Fewest points scored in a half	17	9
Most points scored	85	105
Fewest points scored	40	27
Opp most points scored	76	107
Opp fewest points scored	32	32
Highest scoring quarter	29	39
Lowest scoring quarter	7	2
Opp highest scoring quarter	22	32
Opp lowest scoring quarter	4	4



STARTING LINEUPS

W/L

4-2	Amoore, Sheppard, C. King, Baines, Kitley
4-1	Amoore, Sheppard, C. King, Lytle, Kitley
1-0	Amoore, Traylor, Sheppard, Lytle, Kitley
5-1	Amoore, Traylor, Sheppard, C. King, Kitley

Margin of Victory/Defeat

	1-5	6-10	11-15	16-20	20+
Wins	1	2	2	3	6
Losses	-	2	-	1	1

Most First Half Points

Virginia Tech	46 (3x last vs. Pitt 1/20/22)
Opponents	36 (vs. Missouri State 11/26/21)

Most Second Half Points

Virginia Tech	49 (vs. Radford 12/12/21)
Opponents	40 (vs. Missouri State 11/26/21)

Fewest First Half Points

Virginia Tech	17 (at UNC 1/9/22)
Opponents	12 (vs. Coppin St. 11/17/21)

Fewest Second Half Points

Virginia Tech	21 (at Liberty 12/7/21)
Opponents	11 (vs. Radford 12/12/21)

Largest Halftime Lead

Virginia Tech	30 (vs. Coppin State 11/17/21)
Opponents	18 (at UNC 1/9/22)

Largest Margin of Victory

Virginia Tech	53 (vs. Coppin State 11/17/21)
Opponents	25 (at UNC 1/9/22)

MISCELLANEOUS

Scored VT's 1st Points

- Amoore (3)
- C. King (2)
- Kitley (7)
- Lytle (1)
- Sheppard (2)
- Traylor (3)

Lead VT in scoring

- Baines (1)
- Kitley (12)
- Sheppard (5)
- Traylor (1)

Lead VT in rebounds

- Baines (3)
- C. King (1)
- Kitley (13)
- Sheppard (1)

Lead VT in assists

- Amoore (14)
- Kitley (1)
- Sheppard (4)
- Traylor (2)

First Off VT Bench

- Baines (7)
- Geiman (1)
- Gregg (3)
- Lytle (5)
- Traylor (9)

10+ Points

- Amoore (9)
- Baines (2)
- C. King (4)
- Kitley (15)
- Lytle (1)
- Sheppard (12)
- Traylor (12)

10+ Rebounds

- Baines (4)
- Kitley (11)

5+ Assists

- Amoore (8)
- Sheppard (1)

Double-Doubles

- Kitley (10)
- Baines (2)

20+ Points

- Amoore (1)
- Kitley (9)
- Sheppard (2)

15+ Rebounds

- Baines (1)
- Kitley (2)

10+ Assists

-

20+ Rebounds

-

Lead VT in steals

- Amoore (7)
- Baines (3)
- Geiman (1)
- Gregg (1)
- C. King (2)
- Kitley (4)
- Sheppard (8)
- Traylor (3)
- Lytle (1)

Lead VT in blocks

- Baines (2)
- Kitley (15)

5+ Blocks

- Kitley (4)

2021-22 VIRGINIA TECH SINGLE GAME SUPERLATIVES BY CATEGORY

	TOTAL	PLAYER	GAME
POINTS	34	Elizabeth Kitley	at George Washington (11/11/21)
REBOUNDS	13	Elizabeth Kitley	vs. Coppin State (11/17/21)
ASSISTS	9	Georgia Amoore	at George Mason (11/14/21)
BLOCKS	6	Elizabeth Kitley	vs. Davidson (11/9/21)
STEALS	3	Aisha Sheppard	at George Washington (11/11/21)
FG MADE	17	Elizabeth Kitley	at George Washington (11/11/21)
FG ATTEMPTS	21	Elizabeth Kitley/Aisha Sheppard	at George Washington (11/11/21)
3FG MADE	7	Aisha Sheppard (2x)	vs. Davidson (11/9/21) vs. Tennessee (12/5/21)
3FG ATTEMPTS	17	Aisha Sheppard	vs. Tennessee (12/5/21)
FT MADE	5	Aisha Sheppard	vs. Tennessee (12/5/21)
FT ATTEMPTS	7	Azana Baines	at Wisconsin (12/1/21)
MINUTES	40:00	Aisha Sheppard Elizabeth Kitley	vs. UT-Martin (11/27/21) vs. Tennessee (12/5/21)

TV/RADIO ROSTER




2
AISHA SHEPPARD
 GR. • G • 5-10
 ALEXANDRIA, VA
 ST. JOHN'S



3
CHLOE BROOKS
 R-JR. • G • 5-10
 HARRISONBURG, VA
 SPOTSWOOD



5
GEORGIA AMOORE
 SO. • G • 5-4
 VICTORIA, BALLARAT, AUSTRALIA
 BALLARAT RUSH



11
D'ASIA GREGG
 SR. • F • 6-2
 FLORENCE, S.C.
 WILSON (GA TECH/GULF COAST STATE)




15
AZANA BAINES
 JR. • G • 6-1
 BLACKWOOD, N.J.
 GLOUCESTER CATHOLIC



21
SHAMARLA KING
 R-FR. • G • 6-0
 HARTFORD, CT.
 THE WATKINSON SCHOOL



22
CAYLA KING
 JR. • G • 5-11
 GREENSBORO, N.C.
 NORTHWEST GUILFORD



23
KAYANA TRAYLOR
 SR. • G • 5-9
 MARTINSVILLE, IND.
 MARTINSVILLE (PURDUE)




24
EMILY LYTLE
 GR. • G/F • 6-1
 MEMPHIS, TENN.
 EVANGELICAL CHRISTIAN (LIBERTY)



31
ROCHELLE NORRIS
 R-SO. • C • 6-5
 STAFFORD, VA.
 NEW HOPE ACADEMY



33
ELIZABETH KITLEY
 JR. • C • 6-6
 GREENSBORO, N.C.
 NORTHWEST GUILFORD



35
TAYLOR GEIMAN
 JR. • G/F • 6-0
 HANOVER, PA
 SOUTH WESTERN



KENNY BROOKS
 HEAD COACH
 6TH SEASON



SHAWN POPPIE
 ASSOCIATE HEAD COACH
 6TH SEASON



LINDSEY HICKS
 ASSISTANT COACH
 2ND SEASON



CAMILLE COLLIER
 ASSISTANT COACH
 1ST SEASON

GAME ONE



DAVIDSON 57

NO. 24 VIRGINIA TECH 76

CASSELL COLISEUM • BLACKSBURG, VA • NOV. 9, 2021 • ATTENDANCE: 1,487

BLACKSBURG – The Virginia Tech women's basketball team shot 50% from beyond the arc on the way to a 76-57 win against the Davidson Wildcats at home Tuesday.

The Hokies (1-0) had three players score in double figures, led by Aisha Sheppard, who had 25 points and four assists. Kayana Traylor added 18 points and two steals from the bench and Georgia Amooore helped out with 10 points and six assists.

Virginia Tech shared the ball well in Tuesday's game, racking up 15 assists on 29 made field goals. Individually, Amooore led the way for the Hokies with six assists.

The Virginia Tech defense held Davidson shooters to only 31.7 percent from the field.

How It Happened

After jumping out to a 4-2 advantage, Virginia Tech went on a 13-0 run with 6:16 left in the first quarter, culminating in a bucket from Traylor, to increase its lead to 17-2. The Hokies then added one point to that lead by the end of the period and entered the quarter break with a 21-5 advantage. Virginia Tech relied on its three-point shooting in the period, knocking down four shots to account for 12 of its 21 points.

Virginia Tech kept its first quarter lead intact before going on a 6-0 run starting at the 3:24 mark in the second period, highlighted by a bucket from Traylor, to increase its lead to 41-20. The Hokies proceeded to tack on three points to that lead and enjoyed a 46-22 advantage heading into halftime. Virginia Tech was strong from deep in the period, knocking down five three-point shots to account for 15 of its 25 points.

Virginia Tech continued to preserve its halftime lead before going on a 5-0 run, punctuated by a basket from Amooore, to expand its lead further to 65-44 with three seconds to go in the third, a score which remained until the end of the third quarter. Virginia Tech knocked down five three-pointers in the quarter to score 15 of its 19 total points.

Virginia Tech kept its lead intact before going on a 7-0 run, finished off by Azana Baines' jumper, to grow the lead to 72-48 with 5:47 to go in the contest. The Wildcats narrowed the margin somewhat before the game was over, but the Hokies still cruised the rest of the way for the 76-57 win. Virginia Tech took advantage of its opportunities in the post, scoring six of its 11 points in the paint.

Game Notes

- » The Hokies made half of their attempts from three point range, knocking down 15 of 30 shots.
- » The Hokies held the Wildcats to only 31.7 percent shooting from the field.
- » The Hokies never trailed after taking a 21-5 first quarter lead.
- » Virginia Tech recorded 15 total assists in the game.
- » Aisha Sheppard was lethal from behind the three point line, knocking down seven treys.
- » The Virginia Tech defense forced 17 turnovers.
- » The Hokies were active in affecting shots on the defensive end, tallying eight blocks as a team.
- » Aisha Sheppard led the Hokies with a game-high 25 points.
- » Virginia Tech got a team-high 10 rebounds from Elizabeth Kitley.

GAME TWO



NO. 24 VIRGINIA TECH 75

GEORGE WASHINGTON 38

SMITH CENTER • WASHINGTON, DC • NOV. 11, 2021 • ATTENDANCE: 366

WASHINGTON, DC --Elizabeth Kitley totaled 34 points to help lead the Virginia Tech women's basketball team over the George Washington Colonials 75-38 on the road Thursday.

The Hokies (2-0) had three players score in double figures, led by Kitley, who had 34 points, nine rebounds and two blocks. Kayana Traylor added 11 points from the bench and Aisha Sheppard chipped in as well with 10 points, six assists and three steals.

Virginia Tech out-rebounded George Washington 39-26 in Thursday's game, paced by Kitley's nine boards.

Virginia Tech's defense held George Washington to only 10 percent shooting from beyond the arc and 31.5 percent from the field. The Colonials did not have much luck cleaning up their misses on the offensive glass either, as they finished with six offensive rebounds and managed four second chance points while Virginia Tech cleared 32 defensive rebounds.

How It Happened

Virginia Tech started off strong, putting together a 19-14 lead heading into the second quarter.

Virginia Tech built that first quarter lead to 26-20 before going on a 9-0 run starting at the 2:58 mark in the second period, highlighted by a bucket from Kitley, to increase its lead to 35-20. The Colonials cut into that lead, but the Hokies still enjoyed a 35-23 advantage heading into halftime. Virginia Tech dominated in the paint, scoring eight of its 16 points close to the basket.

Virginia Tech continued to preserve its halftime lead before going on a 12-0 run, punctuated by a basket from Kitley, to expand its lead further to 53-30 with 2:10 to go in the third. Before the third period was over, the Hokies added six points to that lead and entered the fourth quarter with a 61-32 edge. Virginia Tech knocked down four three-pointers in the quarter to score 12 of its 26 total points.

Virginia Tech kept widening that lead, expanding it to 66-35 before going on a 5-0 run, finished off by Kitley's jumper, to grow the lead to 71-35 with 6:22 to go in the contest. The Hokies kept expanding the margin and coasted the rest of the way for the 75-38 win. Virginia Tech fired away from deep in the quarter, knocking down two shots to account for six of its 14 points.

Game Notes

- » Virginia Tech found success from three point land, knocking down nine treys in the game.
- » The Hokies held the Colonials to only 31.5 percent shooting from the field.
- » The Hokies never trailed after taking a 19-14 first quarter lead.
- » Virginia Tech tallied 21 total assists in the game.
- » Elizabeth Kitley and Kayana Traylor carried the load for the Hokies, accounting for 60 percent their points.
- » Virginia Tech had a stellar day defensively, holding George Washington to 10 percent from beyond the arc on 10 attempts.
- » Virginia Tech had a 39-26 edge on the boards in the win.
- » The Virginia Tech defense forced 16 turnovers.
- » Elizabeth Kitley led the Hokies with a game-high 34 points.
- » Virginia Tech got a game-high nine rebounds from Elizabeth Kitley.

GAME THREE



NO. 24 VIRGINIA TECH 81 GEORGE MASON 52

EAGLE BANK ARENA • FAIRFAX, VA • NOV. 14, 2021 • ATTENDANCE: 1,239

FAIRFAX, VA --Elizabeth Kitley secured a double-double with 23 points and 10 rebounds to help the Virginia Tech women's basketball team knock off the George Mason Patriots 81-52 on the road Sunday.

In addition to Kitley's impressive showing, the Hokies (3-0) were led by Aisha Sheppard, who had 16 points, seven rebounds and four assists, and by Cayla King, who added 15 points and two steals.

Virginia Tech grabbed 46 rebounds in Sunday's game compared to George Mason's 28, led by Kitley's 10 boards. The Hokies also cleaned up the offensive glass, turning 13 rebounds into eight second chance points.

Virginia Tech forced 16 George Mason turnovers while committing 14 themselves in Sunday's game. The Hokies turned those takeaways into 26 points on the other end of the floor. King's two steals led the way for Virginia Tech.

How It Happened

After jumping out to an 11-10 advantage, Virginia Tech went on a 10-0 run with 4:09 left in the first quarter, culminating in a bucket from Azana Baines, to increase its lead to 21-10. The Hokies then lost some of that lead, but still entered the quarter break with a 21-13 advantage. Virginia Tech relied on its three-point shooting in the period, knocking down five shots to account for 15 of its 21 points.

Virginia Tech kept its first quarter lead intact before going on a 15-0 run starting at the 5:27 mark in the second period, highlighted by a bucket from Kitley, to increase its lead to 39-21, a score that would hold until halftime. Virginia Tech was strong from deep in the period, knocking down four three-point shots to account for 12 of its 18 points.

Virginia Tech continued to preserve its halftime lead before going on a 7-0 run, punctuated by a basket from Kitley, to expand its lead further to 53-30 with 2:03 to go in the third. Before the third period was over, the Hokies added two points to that lead and entered the fourth quarter with a 58-33 edge. Virginia Tech played well near the basket, scoring 12 of its 19 points in the paint.

Virginia Tech kept its lead intact before going on a 9-0 run to grow the lead to 77-47 with 3:37 to go in the contest. The Patriots narrowed the margin somewhat before the game was over, but the Hokies still cruised the rest of the way for the 81-52 win. Virginia Tech took advantage of its opportunities in the post, scoring 14 of its 23 points in the paint.

Game Notes

- » Elizabeth Kitley notched an impressive double-double for the Hokies with 23 points and 10 rebounds.
- » The Hokies shot well from three point range, knocking down 13 of 29 long range attempts.
- » The Hokies held the Patriots to only 30.8 percent shooting from the field.
- » The Hokies never trailed after taking a 21-13 first quarter lead.
- » The Hokies shared the ball well, recording an assist on 75 percent of made field goals.
- » Virginia Tech had a 46-28 edge on the boards in the win.
- » The Virginia Tech defense forced 16 turnovers.
- » Virginia Tech cleaned up on the offensive glass, collecting 13 offensive boards in the game.
- » Elizabeth Kitley led the Hokies with a game-high 23 points.
- » Virginia Tech got a game-high 10 rebounds from Elizabeth Kitley.
- » Georgia Amooore's nine assists are a career-high.

GAME FOUR



COPPIN STATE 32 NO. 25 VIRGINIA TECH 85

CASSELL COLISEUM • BLACKSBURG, VA • NOV. 17, 2021 • ATTENDANCE: 1,202

BLACKSBURG, VA --Virginia Tech held Coppin State to only 19.6 percent shooting from the field and the Hokies defeated the Lady Eagles 85-32 at home Wednesday.

The Hokies (4-0) had four players score in double figures, led by Aisha Sheppard, who had 17 points and six rebounds. Kayana Traylor tacked on 15 points off of the bench and Elizabeth Kitley helped out with a double-double with 13 points and 13 rebounds.

The Virginia Tech offense was strong from beyond the arc, knocking down 13 threes on 34 attempts. Sheppard hit four treys for the Hokies in the contest.

Virginia Tech's defense held Coppin State to only 13.3 percent shooting from beyond the arc and 19.6 percent from the field. The Lady Eagles did not have much luck cleaning up their misses on the offensive glass either, as they finished with eight offensive rebounds and managed seven second chance points while Virginia Tech cleared 38 defensive rebounds.

How It Happened

After jumping out to a 4-2 advantage, Virginia Tech went on an 18-0 run with 8:53 left in the first quarter, culminating in a three from Traylor, to increase its lead to 22-2. The Hokies then added two points to that lead by the end of the period and entered the quarter break with a 26-4 advantage. Virginia Tech relied on its three-point shooting in the period, knocking down four shots to account for 12 of its 26 points.

Virginia Tech kept its first quarter lead intact before going on a 6-0 run starting at the 9:10 mark in the second period, highlighted by a bucket from Kitley, to increase its lead to 32-6. The Hokies proceeded to tack on four points to that lead and enjoyed a 42-12 advantage heading into halftime. Virginia Tech dominated in the paint, scoring eight of its 16 points close to the basket.

Virginia Tech wasted no time building on its lead, going on an 8-0 run, punctuated by a three from Sheppard, to expand its lead further to 50-12 with 8:23 to go in the third. Before the third period was over, the Hokies added nine points to that lead and entered the fourth quarter with a 70-23 edge. Virginia Tech knocked down five three-pointers in the quarter to score 15 of its 28 total points.

Virginia Tech kept its lead intact before going on a 13-0 run, finished off by Taylor Geiman's jumper, to grow the lead to 85-32 with two seconds to go in the contest, a score which would hold for the rest of the game. Virginia Tech fired away from deep in the quarter, knocking down two shots to account for six of its 15 points.

Game Notes

- » Elizabeth Kitley notched a double-double for the Hokies with 13 points and 13 rebounds.
- » Virginia Tech lit it up from three point land, knocking down 13 treys in the game.
- » The Hokies put together a stellar defensive performance, holding the Lady Eagles to only 19.6 percent shooting from the field.
- » The Hokies never trailed after taking a 26-4 first quarter lead.
- » Virginia Tech recorded 18 total assists in the game.
- » Virginia Tech had a stellar day defensively, holding Coppin State to 13 percent from beyond the arc on 15 attempts.
- » The Virginia Tech bench came alive by scoring 26 points to its scoring output.
- » Virginia Tech had a 55-30 edge on the boards in the win.
- » The Virginia Tech defense forced 14 turnovers.
- » The Hokies were active in affecting shots on the defensive end, recording seven blocks as a team.
- » Virginia Tech cleaned up on the offensive glass, collecting 17 offensive boards in the game.
- » Aisha Sheppard led the Hokies with a game-high 17 points.
- » Virginia Tech got a game-high 13 rebounds from Elizabeth Kitley.

GAME FIVE



CAMPBELL 39
NO. 25 VIRGINIA TECH 84

CASSELL COLISEUM • BLACKSBURG, VA • NOV. 20, 2021 • ATTENDANCE: 1,263
BLACKSBURG, VA --The Virginia Tech women's basketball team shot 55 percent from three-point range on the way to an 84-39 win over the Campbell Camels at home Saturday.

The Hokies (5-0) had three players score in double figures, led by Elizabeth Kitley, who had 28 points, seven rebounds and two blocks. Aisha Sheppard added 16 points and four assists and Georgia Amooore chipped in as well with 14 points, four assists and two steals.

Virginia Tech out-rebounded Campbell 47-20 in Saturday's game, led by nine boards from Cayla King, a career-high. The Hokies also collected 13 offensive rebounds and scored 11 second chance points.

Virginia Tech's defense held Campbell to only 25.5 percent shooting from the field. The Lady Camels did not have much luck cleaning up their misses on the offensive glass either, as they finished with four offensive rebounds and managed three second chance points while Virginia Tech cleared 34 defensive rebounds.

How It Happened

After jumping out to a 7-6 advantage, Virginia Tech went on a 10-0 run with 6:57 left in the first quarter, culminating in a bucket from Kitley, to increase its lead to 17-6. The Hokies then added two points to that lead by the end of the period and entered the quarter break with a 26-13 advantage. Virginia Tech relied on its three-point shooting in the period, knocking down five shots to account for 15 of its 26 points.

Virginia Tech kept its first quarter lead intact before going on a 12-0 run starting at the 9:12 mark in the second period, highlighted by a bucket from Kitley, to increase its lead to 38-13. The Lady Camels cut into that lead, but the Hokies still enjoyed a 44-21 advantage heading into halftime. Virginia Tech dominated in the paint, scoring 10 of its 18 points close to the basket.

Following intermission, Virginia Tech continued to expand its advantage, pushing it to 51-27 before going on a 10-0 run, punctuated by a three from King, to expand its lead further to 61-27 with 3:10 to go in the third. Before the conclusion of the third period, the Lady Camels had cut into that lead somewhat, but the Hokies still entered the fourth quarter with a 61-34 edge. Virginia Tech knocked down three three-pointers in the quarter to score nine of its 17 total points.

Virginia Tech kept its lead intact before going on a 12-0 run to grow the lead to 75-37 with 5:21 to go in the contest. The Hokies kept expanding the margin and coasted the rest of the way for the 84-39 win. Virginia Tech took advantage of its opportunities in the post, scoring 12 of its 23 points in the paint.

Game Notes

- » The Hokies made over half of their attempts from three point range, knocking down 11 of 20 shots.
- » The Hokies held the Lady Camels to only 25.5 percent shooting from the field.
- » The Hokies never trailed after taking a 26-13 first quarter lead.
- » Virginia Tech tallied 19 total assists in the game.
- » Virginia Tech had a 47-20 edge on the boards in the win.
- » Virginia Tech cleaned up on the offensive glass, collecting 13 offensive boards in the game.
- » Elizabeth Kitley led the Hokies with a game-high 28 points.
- » Virginia Tech got a game-high nine rebounds from Cayla King.

GAME SIX



MISSOURI STATE 76
NO. 24 VIRGINIA TECH 68

COLISEO ROBERTO CLEMENTE • SAN JUAN, PUERTO RICO • NOV. 26, 2021

San Juan, Puerto Rico --Elizabeth Kitley scored 21 points, but the Virginia Tech women's basketball team fell to the Missouri State Lady Bears 76-68 at Friday.

Kitley added nine rebounds to her 21 point game to lead the Hokies (5-1). Kayana Traylor helped out with 12 points and Azana Baines chipped in with six points and seven rebounds coming off the bench.

Baines pulled down five offensive rebounds to pace an offense that racked up second chance opportunities for Virginia Tech, grabbing 13 boards and turning them into 16 second chance points.

Virginia Tech forced 18 Missouri State turnovers. The Hokies turned those takeaways into 10 points on the offensive end of the floor. Kitley's two steals were a team high.

How It Happened

Virginia Tech struggled out of the gate, falling behind 23-9 at the end of the first quarter.

Virginia Tech kept the Lady Bears from increasing their lead before going on a 9-0 run, highlighted by a bucket from Baines, to narrow its deficit to 28-23. Missouri State responded and expanded its lead, leaving the Hokies trailing 36-26 heading into halftime.

Missouri State continued to increase its lead after halftime, building a 52-35 advantage before Virginia Tech went on a 5-0 run, punctuated by a three from Traylor, to trim its deficit to 52-40 with 53 seconds to go in the third. Missouri State countered and stretched its lead to 54-40 heading into the fourth. Virginia Tech knocked down two three-pointers in the quarter to score six of its 14 total points.

Virginia Tech kept the Lady Bears from increasing their lead before going on a 6-0 run, finished off by Baines' layup, to shrink the deficit to 56-48 with 4:42 to go in the contest. The Hokies were unable to cut further into the deficit by the end of the game, losing 76-68. Virginia Tech took advantage of its opportunities in the post, scoring 14 of its 28 points in the paint.

Game Notes

- » Virginia Tech knocked down eight treys in the game, a season low.
- » Virginia Tech recorded 15 total assists in the game.
- » The Virginia Tech defense forced 18 turnovers.
- » Virginia Tech cleaned up on the offensive glass, collecting 13 offensive boards in the game.
- » Elizabeth Kitley led the Hokies with 21 points.
- » Virginia Tech got a team-high 9 rebounds from Elizabeth Kitley.

GAME SEVEN



UT-MARTIN 49
NO. 24 VIRGINIA TECH 54

COLISEO ROBERTO CLEMENTE • SAN JUAN, PUERTO RICO • NOV. 27, 2021

San Juan, Puerto Rico --The Virginia Tech women's basketball team broke open a 42-42 tie to end the third quarter and beat the UT Martin Skyhawks 54-49, aided by a standout defensive performance at Saturday.

The Hokies (6-1) had two players score in double figures, led by Elizabeth Kitley, who notched a double-double with 19 points and 14 rebounds. Kayana Traylor tacked on 11 points and D'asia Gregg added seven points and two blocks.

Led by Kitley's seven offensive rebounds, Virginia Tech did a great job crashing the offensive glass, pulling down 10 boards that resulted in 15 second chance points.

The Virginia Tech defense held UT Martin shooters to just 36 percent from the field. The Skyhawks did not get many second opportunities on the offensive end, as they grabbed only eight offensive rebounds and scored eight second chance points while Virginia Tech pulled down 26 defensive rebounds.

How It Happened

After jumping out to a 3-1 advantage, Virginia Tech went on a 5-0 run with 8:40 left in the first quarter, culminating in a bucket from Traylor, to increase its lead to 8-1. The Hokies then lost some of that lead, but still entered the quarter break with a 16-11 advantage. Virginia Tech did most of its first quarter damage in the paint, scoring eight of its 16 points close to the basket.

The Hokies used the second period to increase their lead and entered halftime with a 30-24 edge. Virginia Tech dominated in the paint, scoring eight of its 14 points close to the basket.

The Hokies had lost that lead by the end of the third quarter and entered the fourth frame with the score tied 42-42. Virginia Tech knocked down two three-pointers in the quarter to score six of its 12 total points.

Virginia Tech kept it close before going on a 6-0 run, finished off by Georgia Amoore's jumper, to seize a 50-44 lead with 3:18 to go in the contest. The Skyhawks narrowed the margin somewhat before the game was over, but the Hokies still held on for the 54-49 win. Virginia Tech took advantage of its opportunities in the post, scoring 10 of its 12 points in the paint.

Game Notes

- » Elizabeth Kitley notched a double-double for the Hokies with 19 points and 14 rebounds.
- » The Hokies held the Skyhawks to only 36 percent shooting from the field.
- » The Hokies never trailed after taking a 16-11 first quarter lead.
- » Virginia Tech had a 36-29 edge on the boards in the win.
- » The Hokies were active in affecting shots on the defensive end, recording seven blocks as a team.
- » Virginia Tech cleaned up on the offensive glass, collecting 10 offensive boards in the game.
- » Elizabeth Kitley led the Hokies with 19 points.
- » Virginia Tech got a game-high 14 rebounds from Elizabeth Kitley.

GAME EIGHT



VIRGINIA TECH 70
WISCONSIN 60

KOHL CENTER • MADISON, WISC. • DEC. 1, 2021 • ATTENDANCE: 2,096

MADISON, WI --The Virginia Tech women's basketball team got a 29-point showing from the bench on the way to a 70-60 victory over the Wisconsin Badgers on the road Wednesday.

The Hokies (7-1) had four players score in double figures, led by Azana Baines, who notched a double-double with 19 points and 10 rebounds. Elizabeth Kitley tacked on 13 points and Kayana Traylor helped out with 10 points off the bench.

Virginia Tech forced 14 Wisconsin turnovers while committing 13 themselves in Wednesday's game. The Hokies turned those takeaways into 13 points on the offensive end of the floor. Baines' one steal led the way for Virginia Tech.

How It Happened

After playing to a 3-3 tie early in the game, Virginia Tech went on an 8-0 run with 8:42 left in the first quarter, culminating in a three from Aisha Sheppard, to take an 11-3 lead. The Hokies then added two points to that lead by the end of the period and entered the quarter break with a 27-17 advantage. Virginia Tech relied on its three-point shooting in the period, knocking down six shots to account for 18 of its 27 points.

Virginia Tech kept its first quarter lead intact before going on an 8-0 run starting at the 6:26 mark in the second period to increase its lead to 37-23. The Hokies kept that lead for the remainder of the period and enjoyed a 41-27 advantage heading into halftime. Virginia Tech forced three Wisconsin turnovers in the period and turned them into four points.

Virginia Tech continued to preserve its halftime lead before going on a 5-0 run, punctuated by a basket from Kitley, to expand its lead further to 57-43 with 1:21 to go in the third. Before the conclusion of the third period, the Badgers had cut into that lead somewhat, but the Hokies still entered the fourth quarter with a 57-45 edge. Virginia Tech played well near the basket, scoring 14 of its 16 points in the paint.

Virginia Tech kept its lead intact before going on a 5-0 run, finished off by Cayla King's three, to grow the lead to 62-47 with 5:44 to go in the contest. The Badgers narrowed the margin somewhat before the game was over, but the Hokies still cruised the rest of the way for the 70-60 win. Virginia Tech took advantage of its opportunities in the post, scoring eight of its 13 points in the paint.

Game Notes

- » Azana Baines notched a double-double for the Hokies with 19 points and 10 rebounds.
- » The Hokies never trailed after taking a 27-17 first quarter lead.
- » The Virginia Tech bench made an impact by adding 29 points to its scoring output.
- » Azana Baines and Kayana Traylor came off the bench to score 19 and 10 points, respectively.
- » The Virginia Tech defense forced 14 turnovers.
- » Azana Baines led the Hokies with a game-high 19 points.
- » Virginia Tech got a game-high 10 rebounds from Azana Baines.

GAME NINE



NO. 11 TENNESSEE 58
VIRGINIA TECH 64

CASSELL COLISEUM • BLACKSBURG, VA • DEC. 5, 2021 • ATTENDANCE: 2,631

BLACKSBURG, VA --Aisha Sheppard collected 30 points, but the Virginia Tech women's basketball team fell to the No. 11 Tennessee Lady Volunteers 64-58 at home Sunday.

The Hokies (7-2) had two players score in double figures, led by Sheppard, who had 30 points and two steals. Georgia Amoore tacked on 12 points and Elizabeth Kitley added four points, nine rebounds, two steals and three blocks.

The Virginia Tech offense was strong from deep, pouring in 12 threes on 29 attempts. Sheppard hit seven treys for the Hokies in the contest.

The Virginia Tech defense was a problem in Sunday's game, forcing 17 Tennessee turnovers while committing 14. Those takeaways turned into 20 points on the offensive end of the floor. Kitley's two steals led the way individually for the Hokies.

How It Happened

After falling behind 9-6, Virginia Tech went on a 10-0 run with 3:26 left in the first quarter, culminating in a three from Sheppard, to take a 16-9 lead. The Hokies then lost some of that lead, but still entered the quarter break with a 16-12 advantage. Virginia Tech relied on its three-point shooting in the period, knocking down four shots to account for 12 of its 16 points.

The Hokies could not maintain their lead in the second quarter and entered halftime trailing 27-25.

Tennessee continued to increase its lead after halftime, building a 29-25 advantage before Virginia Tech went on a 7-0 run, punctuated by a basket from Azana Baines, to grab a 32-29 lead with 7:10 to go in the third. The Hokies held onto that lead for the rest of the frame and entered the fourth quarter with a 42-39 edge. Virginia Tech knocked down three three-pointers in the quarter to score nine of its 17 total points.

Virginia Tech kept its lead intact before going on a 6-0 run, finished off by Sheppard's three, to grow the lead to 55-48 with 6:01 to go in the contest. Tennessee then asserted control, outscoring the Hokies 16-3 the rest of the way to hand Virginia Tech the 64-58 loss. Virginia Tech fired away from deep in the quarter, knocking down four shots to account for 12 of its 16 points.

Game Notes

- » The Hokies shot well from three point range, knocking down 12 of 29 from beyond the arc.
- » Aisha Sheppard, Georgia Amoore, and Cayla King combined to account for 84 percent of the Hokies points.
- » Aisha Sheppard was deadly from beyond the arc, knocking down seven treys.
- » The Virginia Tech defense forced 17 turnovers.
- » The Hokies were active in affecting shots on the defensive end, recording five blocks as a team.
- » Aisha Sheppard led the Hokies with a game-high 30 points.
- » Virginia Tech got a team-high nine rebounds from Elizabeth Kitley.

GAME 10



VIRGINIA TECH 40
LIBERTY 59

LIBERTY ARENA • LYNCHBURG, VA • DEC. 7, 2021 • ATTENDANCE: 1,265

LYNCHBURG, VA --Aisha Sheppard and Emily Lytle combined to score 25 total points but the Hokies fell to the Liberty Lady Flames 59-40 on the road Tuesday.

Sheppard led the Hokies (7-3) with 17 points, nine rebounds and two steals. Elizabeth Kitley tacked on seven points, seven rebounds and two blocks and Lytle helped out with eight points off of the bench.

Kitley pulled down three offensive rebounds to lead an offense that racked up second chance opportunities for Virginia Tech, grabbing 11 boards and turning them into 12 second chance points.

Virginia Tech did a great job disrupting Liberty shots in the contest, coming away with six blocks. Kitley's two rejections led the way individually for the Hokies.

How It Happened

Virginia Tech struggled out of the gate, falling behind 15-6 at the end of the first quarter.

The Hokies continued to lose ground in the second quarter and faced a 30-19 halftime deficit.

Liberty continued to increase its lead after halftime, building a 32-20 advantage before Virginia Tech went on a 5-0 run, punctuated by a basket from Kitley, to trim its deficit to 32-25 with 7:24 to go in the third. Liberty countered and stretched its lead to 43-32 heading into the fourth. Virginia Tech knocked down two three-pointers in the quarter to score six of its 13 total points.

Virginia Tech could not pull any closer in the fourth, losing by a final of 59-40. Virginia Tech took advantage of six Liberty turnovers in the quarter, scoring two points off of those takeaways.

Game Notes

- » The Hokies held the Lady Flames to only 38.2 percent shooting from the field.
- » Aisha Sheppard, Emily Lytle, and Elizabeth Kitley combined to account for 80 percent of the Hokies points.
- » The Virginia Tech defense forced 17 turnovers.
- » The Hokies were active in affecting shots on the defensive end, recording six blocks as a team.
- » Virginia Tech cleaned up on the offensive glass, collecting 11 offensive boards in the game.
- » Aisha Sheppard led the Hokies with a game-high 17 points.
- » Virginia Tech got a team-high nine rebounds from Aisha Sheppard, a career-high for the graduate student.



RADFORD 40
VIRGINIA TECH 89

CASSELL COLISEUM • BLACKSBURG, VA • DEC. 12, 2021 • ATTENDANCE: 1,489

BLACKSBURG – Elizabeth Kitley and Azana Baines each recorded double-doubles to help lead the Virginia Tech women's basketball team past the Radford Highlanders 89-40 at home Sunday.

The double-doubles by Kitley, who had 22 points and 10 rebounds, and Baines, who had 14 points and 12 rebounds, led the Hokies (8-3) in the contest. Kayana Traylor helped out with 15 points.

Kitley pulled down three offensive rebounds to pace an offense that racked up second chance opportunities for Virginia Tech, grabbing 11 boards and turning them into 13 second chance points.

The Virginia Tech defense was effective at taking away the basketball in Sunday's game, forcing 22 Radford turnovers while committing six. Those takeaways turned into 30 points on the offensive end of the floor. Kitley's one steal led the way individually for the Hokies.

How It Happened

Virginia Tech started out the scoring by going on a 9-0 run, culminating in a bucket from Kitley, to take an early lead with 7:28 left in the first quarter. The Hokies then lost some of that lead, but still entered the quarter break with a 25-19 advantage. Virginia Tech did most of its first quarter damage in the paint, scoring 16 of its 25 points close to the basket.

Virginia Tech kept its first quarter lead intact before going on a 9-0 run starting at the 8:42 mark in the second period, highlighted by a bucket from Traylor, to increase its lead to 34-19. The Highlanders cut into that lead, but the Hokies still enjoyed a 40-29 advantage heading into halftime. Virginia Tech dominated in the paint, scoring 10 of its 15 points close to the basket.

Virginia Tech continued to preserve its halftime lead before going on a 17-0 run, punctuated by a three from Traylor, to expand its lead further to 60-35 with 19 seconds to go in the third, a score which remained until the end of the third quarter. Virginia Tech knocked down three three-pointers in the quarter to score nine of its 20 total points.

Virginia Tech kept widening that lead, expanding it to 72-38 before going on a 10-0 run to grow the lead to 82-38 with 3:18 to go in the contest. The Hokies kept expanding the margin and coasted the rest of the way for the 89-40 win. Virginia Tech took advantage of seven Radford turnovers in the quarter, scoring 12 points off of those takeaways.

Game Notes

- » Kitley hit her first eight shots of the game and registered her 1,000th career point in the contest.
- » Virginia Tech got double-doubles from both Elizabeth Kitley and Azana Baines.
- » Virginia Tech found success from three point land, knocking down eight treys in the game.
- » The Hokies held the Highlanders to only 25.5 percent shooting from the field.
- » The Hokies never trailed after taking a 25-19 first quarter lead.
- » Virginia Tech tallied 17 total assists in the game.
- » The Hokies turned 22 turnovers into 30 points on the offensive end.
- » The Hokies forced 22 Radford turnovers while committing only six on the other end.
- » Virginia Tech had a 39-31 edge on the boards in the win.
- » The Virginia Tech defense forced 22 turnovers.
- » Virginia Tech turned the ball over six times while dishing out 17 assists.
- » Virginia Tech cleaned up on the offensive glass, collecting 11 offensive boards in the game.
- » Elizabeth Kitley led the Hokies with a game-high 22 points.
- » Azana Baines grabbed a game-high 12 rebounds to lead Virginia Tech and Elizabeth Kitley contributed 10.



VIRGINIA TECH 92
FLORIDA STATE 75

TUCKER CENTER • TALLAHASSEE, FLA. • DEC. 19, 2021 • ATTENDANCE: 2,155

TALLAHASSEE, FL --Elizabeth Kitley scored 34 points and Georgia Amoore added 20 and the Virginia Tech women's basketball team beat the Florida State Seminoles 92-75 on the road Sunday.

Kitley and Amoore's stellar scoring performances led the Hokies (9-3, 1-0) in the contest. Kitley tacked on 13 rebounds and four blocks and Amoore added eight assists. Aisha Sheppard also helped out with 11 points and three steals.

Virginia Tech shared the ball well in Sunday's game, racking up 20 assists on 31 made field goals. Amoore's eight assists led the Hokies and Kayana Traylor also chipped in with four assists of her own.

How It Happened

After falling behind 15-10, Virginia Tech went on a 5-0 run with 3:13 left in the first quarter, culminating in a three from Amoore, to tie the game at 15. Florida State then pulled ahead, sending the Hokies into the second quarter down 24-20.

Virginia Tech then cut the Seminoles lead to 36-33 before going on a 10-0 run, highlighted by a bucket from Kitley, to take a 43-36 lead. The Hokies proceeded to tack on one point to that lead and enjoyed a 46-38 advantage heading into halftime. Virginia Tech was strong from deep in the period, knocking down four three-point shots to account for 12 of its 26 points.

Following intermission, Virginia Tech continued to expand its advantage, pushing it to 60-49 before going on a 5-0 run, punctuated by a basket from Kitley, to expand its lead further to 65-49 with 1:26 to go in the third. The Hokies held onto that lead for the rest of the frame and entered the fourth quarter with a 68-52 edge. Virginia Tech's bench made the most of its minutes in the period, as non-starters totaled six of the team's 22 third-quarter points.

Virginia Tech kept its lead intact before going on a 7-0 run to grow the lead to 79-58 with 5:29 to go in the contest. The Seminoles narrowed the margin somewhat before the game was over, but the Hokies still cruised the rest of the way for the 92-75 win. Virginia Tech got a boost from its bench in the period, with non-starters scoring eight of its 24 total points.

Game Notes

- » Elizabeth Kitley notched an impressive double-double for the Hokies with 34 points and 13 rebounds.
- » The Hokies shot well from three point range, knocking down 10 of 21 long range attempts.
- » Virginia Tech never trailed in the second half on its way to victory.
- » Virginia Tech tallied 20 total assists in the game.
- » Five Virginia Tech players scored 10 or more points.
- » Virginia Tech had a 33-24 edge on the boards in the win.
- » Virginia Tech turned the ball over nine times while dishing out 20 assists.
- » Elizabeth Kitley had a game-high 34 points and Georgia Amoore added 20.
- » Virginia Tech got a game-high 13 rebounds from Elizabeth Kitley.



NO. 15 DUKE
VIRGINIA TECH

55
77

CASSELL COLISEUM • BLACKSBURG, VA • DEC. 30, 2021 • ATTENDANCE: 1,664

BLACKSBURG, VA --Elizabeth Kitley totaled 27 points and Georgia Amoore added 20 and the Virginia Tech women's basketball team knocked off the No. 15 Duke Blue Devils 77-55 at home Thursday.

Kitley and Amoore's stellar scoring performances led the Hokies (10-3, 2-0) in the contest. Kitley tacked on 13 rebounds and three blocks and Amoore added six rebounds and six assists. Aisha Sheppard also helped out with nine points.

Virginia Tech shared the ball well in Thursday's game, racking up 15 assists on 24 made field goals. Amoore's six assists paced the Hokies.

Virginia Tech's defense held Duke to only 30.4 percent shooting from the field, including 16.7 percent from beyond the arc. The Hokies also limited Celeste Taylor to 2-of-12 shooting and seven points in the game.

How It Happened

After jumping out to a 12-11 advantage, Virginia Tech went on a 7-0 run with 1:47 left in the first quarter, culminating in a three from Kayana Traylor, to increase its lead to 19-11. The Hokies then lost some of that lead, but still entered the quarter break with a 19-13 advantage. Virginia Tech capitalized on six Duke turnovers in the period, turning them into eight points on the other end of the floor.

Virginia Tech built that first quarter lead to 23-15 before going on an 11-0 run starting at the 6:28 mark in the second period, highlighted by a three from Amoore, to increase its lead to 34-15. The Blue Devils cut into that lead, but the Hokies still enjoyed a 39-21 advantage heading into halftime. Virginia Tech was strong from deep in the period, knocking down three three-point shots to account for nine of its 20 points.

Virginia Tech continued to preserve its halftime lead before going on an 18-0 run, punctuated by a three from Sheppard, to expand its lead further to 59-28 with 2:22 to go in the third. Before the conclusion of the third period, the Blue Devils had cut into that lead somewhat, but the Hokies still entered the fourth quarter with a 59-31 edge.

Virginia Tech kept its lead intact before going on a 5-0 run, finished off by Sheppard's three, to grow the lead to 73-44 with 3:43 to go in the contest. The Blue Devils narrowed the margin somewhat before the game was over, but the Hokies still cruised the rest of the way for the 77-55 win.

Game Notes

- » Elizabeth Kitley notched an impressive double-double for the Hokies with 27 points and 13 rebounds.
- » The Hokies shot well from three point range, knocking down nine of 22 long range attempts.
- » The Hokies held the Blue Devils to only 30.4 percent shooting from the field.
- » The Hokies never trailed after taking a 19-13 first quarter lead.
- » Virginia Tech tallied 15 total assists in the game.
- » Elizabeth Kitley, Georgia Amoore, and Kayana Traylor combined to account for 78 percent of the Hokies points.
- » Virginia Tech had a stellar day defensively, holding Duke to 17 percent from three point land on 18 attempts.
- » Elizabeth Kitley had a game-high 27 points and Georgia Amoore added 20.
- » Virginia Tech got a game-high 13 rebounds from Elizabeth Kitley.



VIRGINIA TECH
WAKE FOREST

66
43

LJVM COLISEUM • WINSTON-SALEM, NC • JAN. 2, 2022 • ATTENDANCE: 776

LJVM COLISEUM --Elizabeth Kitley collected a double-double with 13 points and 18 rebounds to lead the Virginia Tech women's basketball team over the Wake Forest Demon Deacons 66-53 on the road Sunday.

The Hokies, (11-3, 3-0) are 3-0 in ACC play for the first time in program history.

In addition to Kitley's double-double, the Hokies (11-3, 3-0) were led by Aisha Sheppard, who had 15 points and two steals, and by Kayana Traylor, who chipped in with 15 points and two steals.

Virginia Tech out-rebounded Wake Forest 36-35 in Sunday's game, led by Kitley's 18 boards.

Virginia Tech's defense held Wake Forest to only 33.3 percent shooting from the field, including 21.1 percent from beyond the arc. The Hokies also limited Elise Williams to 3-of-12 shooting and seven points in the game.

How It Happened

Virginia Tech started out the scoring by going on a 12-0 run, culminating in a bucket from Sheppard, to take an early lead with 5:03 left in the first quarter. The Hokies then lost some of that lead, but still entered the quarter break with a 19-12 advantage. Virginia Tech relied on its three-point shooting in the period, knocking down three shots to account for nine of its 19 points.

Virginia Tech kept its first quarter lead intact before going on a 7-0 run starting at the 4:00 mark in the second period to increase its lead to 35-23. The Demon Deacons cut into that lead, but the Hokies still enjoyed a 35-26 advantage heading into halftime. Virginia Tech was strong from deep in the period, knocking down three three-point shots to account for nine of its 16 points.

Virginia Tech continued to preserve its halftime lead before going on a 6-0 run, punctuated by a basket from Sheppard, to expand its lead further to 41-28 with 6:36 to go in the third. Before the conclusion of the third period, the Demon Deacons had cut into that lead somewhat, but the Hokies still entered the fourth quarter with a 52-40 edge. Virginia Tech played well near the basket, scoring 10 of its 17 points in the paint.

The Hokies coasted to the win from there, increasing their margin of victory by outscoring the Demon Deacons 14-13 in the fourth quarter. Virginia Tech got up and down the court quickly in the quarter, scoring four fast break points.

Game Notes

- » Aisha Sheppard recorded her 350th career 3-point field goal. She ranks second all-time in the ACC in that category
- » Elizabeth Kitley notched a double-double for the Hokies with 13 points and 18 rebounds.
- » The Hokies held the Demon Deacons to only 33.3 percent shooting from the field.
- » The Hokies never trailed after taking a 19-12 first quarter lead.
- » Virginia Tech had a 36-35 edge on the boards in the win.
- » The Virginia Tech defense forced 15 turnovers.
- » The Hokies were active in affecting shots on the defensive end, recording six blocks as a team.
- » Kayana Traylor and Aisha Sheppard led the Hokies with 15 points each.
- » Virginia Tech got a game-high 18 rebounds from Elizabeth Kitley.



VIRGINIA TECH 46
NO. 19 UNC 71

CARMICHAEL ARENA • CHAPEL HILL, NC • JAN. 9, 2022 • ATTENDANCE: 1,547
 CHAPEL HILL, NC --Elizabeth Kitley registered a double-double with 14 points and 17 rebounds, but the Virginia Tech women's basketball team fell to the No. 19 North Carolina Tar Heels 71-46 on the road Sunday.

In addition to Kitley's double-double, the Hokies (11-4, 3-1) were led by Cayla King, who totaled eight points, and by Emily Lytle, who added six points coming off the bench.

Led by Kitley's four offensive rebounds, Virginia Tech did a great job crashing the offensive glass, pulling down 11 boards that resulted in four second chance points.

How It Happened

Virginia Tech struggled out of the gate, falling behind 16-10 at the end of the first quarter.

The Hokies continued to lose ground in the second quarter and faced a 35-17 halftime deficit.

North Carolina continued to increase its lead after halftime, building a 53-21 advantage before Virginia Tech went on a 7-0 run, punctuated by a basket from Kitley, to trim its deficit to 53-28 with 33 seconds to go in the third, a score which remained until the end of the third quarter. Virginia Tech took advantage of three North Carolina turnovers in the quarter, scoring six points off of takeaways.

North Carolina kept widening its lead in the fourth, constructing a 63-35 advantage before Virginia Tech went on a 6-0 run, finished off by King's three, to shrink the deficit to 63-41 with 3:15 to go in the contest. North Carolina responded and outscored the Hokies the rest of the way, ending the game with a final score of 71-46. Virginia Tech fired away from deep in the quarter, knocking down three shots to account for nine of its 18 points.

Game Notes

- » Elizabeth Kitley notched a double-double for the Hokies with 14 points and 17 rebounds. It was her fifth straight and eight of the season.
- » Virginia Tech lost despite a 39-37 rebounding advantage.
- » Virginia Tech cleaned up on the offensive glass, collecting 11 offensive boards in the game.
- » Elizabeth Kitley led the Hokies with 14 points.
- » Virginia Tech got a game-high 17 rebounds from Elizabeth Kitley.



VIRGINIA TECH 65
NO. 16 DUKE 54

CAMERON INDOOR • DURHAM, NC • JAN. 13, 2022 • ATTENDANCE: 2,209
 DURHAM, NC --The Virginia Tech women's basketball team went into halftime trailing Duke 32-25, but fought back from the deficit to beat the Blue Devils 65-54 on the road Thursday.

The Hokies (12-4, 4-1) had three players score in double figures, led by Elizabeth Kitley, who recorded a double-double with 19 points and 12 rebounds. Aisha Sheppard added 13 points and Georgia Amooore helped out with 10 points.

Azana Baines pulled down five offensive rebounds to lead an offense that racked up second chance opportunities for Virginia Tech, grabbing 17 boards and turning them into 13 second chance points.

The Virginia Tech defense caused its share of mistakes in Thursday's game, forcing 14 Duke turnovers while committing nine. Those takeaways turned into seven points on the other end of the floor. Kitley's two steals led the way individually for the Hokies.

How It Happened

Virginia Tech started out the scoring by going on a 7-0 run, culminating in a bucket from Kitley, to take an early lead with 8:12 left in the first quarter. The Hokies then lost some of that lead, but still entered the quarter break with a 14-13 advantage. Virginia Tech relied on its three-point shooting in the period, knocking down two shots to account for six of its 14 points.

The Hokies could not maintain their lead in the second quarter and entered halftime trailing 32-25.

After intermission, Virginia Tech cut its deficit to 44-41 before going on a 5-0 run, punctuated by a three from Cayla King, to grab a 46-44 lead with 2:06 to go in the third, a score which remained until the end of the third quarter. Virginia Tech's bench made the most of its minutes in the period, as non-starters totaled seven of the team's 21 third-quarter points.

Virginia Tech kept its lead intact before going on a 9-0 run, finished off by Sheppard's three, to grow the lead to 60-50 with 2:05 to go in the contest. The Hokies kept expanding the margin and coasted the rest of the way for the 65-54 win. Virginia Tech fired away from deep in the quarter, knocking down four shots to account for 12 of its 19 points.

Game Notes

- » Elizabeth Kitley notched a double-double for the Hokies with 19 points and 12 rebounds.
- » Virginia Tech rallied from a seven-point 32-25 halftime deficit to pick up the win.
- » The Hokies held the Blue Devils to only 35.7 percent shooting from the field.
- » The Virginia Tech defense forced 14 turnovers.
- » Virginia Tech cleaned up on the offensive glass, collecting 17 offensive boards in the game.
- » Elizabeth Kitley led the Hokies with a game-high 19 points.
- » Azana Baines nabbed a game-high 16 rebounds to lead Virginia Tech and Elizabeth Kitley contributed 12.
- » Aisha Sheppard moved into third all-time in scoring at Virginia Tech.
- » The win is the Hokies' second against a ranked opponent this season, the first time since 2004-05 that the program has won two ranked games in a season.



VIRGINIA 52
VIRGINIA TECH 69

CASSELL COLISEUM • BLACKSBURG, VA • JAN. 18, 2022 • ATTENDANCE: 1,518
BLACKSBURG, VA --Elizabeth Kitley notched a double-double with 24 points and 10 rebounds to help the Virginia Tech women's basketball team beat the Virginia Cavaliers 69-52 at home Tuesday as the squad advanced to 5-1 in the ACC for the first time in program history.

In addition to Kitley's impressive performance, the Hokies (13-4, 5-1) were led by Kayana Traylor, who had 17 points, and by Aisha Sheppard, who added 11 points and five assists.

Led by Kitley's three offensive rebounds, Virginia Tech did a great job crashing the offensive glass, pulling down 13 boards that resulted in six second chance points.

Virginia Tech did a great job disrupting Virginia shots in the contest, coming away with seven blocks. Kitley's six rejections led the way individually for the Hokies.

How It Happened

After falling behind 3-0, Virginia Tech went on a 7-0 run with 8:44 left in the first quarter, culminating in a bucket from Kitley, to take a 7-3 lead. The Hokies then lost some of that lead, but still entered the quarter break with a 15-12 advantage. Virginia Tech did most of its first quarter damage in the paint, scoring 10 of its 15 points close to the basket.

Virginia Tech kept its first quarter lead intact before going on an 11-0 run starting at the 5:55 mark in the second period, highlighted by a bucket from Kitley, to increase its lead to 31-19. The Cavaliers cut into that lead, but the Hokies still enjoyed a 31-21 advantage heading into halftime. Virginia Tech forced four Virginia turnovers in the period and turned them into four points.

Virginia Tech continued to preserve its halftime lead before going on a 5-0 run, punctuated by a basket from Kitley, to expand its lead further to 44-33 with 2:36 to go in the third. The Hokies held onto that lead for the rest of the frame and entered the fourth quarter with a 46-35 edge. Virginia Tech played well near the basket, scoring eight of its 15 points in the paint.

Virginia Tech kept widening that lead, expanding it to 64-51 before going on a 5-0 run to grow the lead to 69-51 with 38 seconds to go in the contest. The Cavaliers narrowed the margin somewhat before the game was over, but the Hokies still cruised the rest of the way for the 69-52 win.

The win gives the Hokies a half point in the Commonwealth Clash, presented by Smithfield. The score for the Commonwealth Clash currently is 4.5-.15 in favor of Virginia Tech.

Game Notes

- » Elizabeth Kitley notched an impressive double-double for the Hokies with 24 points and 10 rebounds.
- » The Hokies held the Cavaliers to only 36 percent shooting from the field.
- » The Hokies never trailed after taking a 15-12 first quarter lead.
- » The Hokies put on a passing clinic, recording an assist on 74 percent of made field goals.
- » Elizabeth Kitley, Kayana Traylor, and Aisha Sheppard combined to account for 75 percent of the Hokies points.
- » Virginia Tech had a 36-34 edge on the boards in the win.
- » The Virginia Tech defense forced 16 turnovers.
- » The Hokies were active in affecting shots on the defensive end, tallying seven blocks as a team.
- » Virginia Tech cleaned up on the offensive glass, collecting 13 offensive boards in the game.
- » Elizabeth Kitley led the Hokies with a game-high 24 points.
- » Virginia Tech got a game-high 10 rebounds from Elizabeth Kitley.



PITT 65
VIRGINIA TECH 75

CASSELL COLISEUM • BLACKSBURG, VA • JAN. 20, 2022 • ATTENDANCE: 1,472
BLACKSBURG, VA --Elizabeth Kitley hit a dagger shot with 1:22 left in the game to put Virginia Tech up 67-60, and the Hokies secured a 75-65 victory against the Pittsburgh Panthers at home Thursday.

The Hokies (14-4, 6-1) had four players score in double figures, led by Kitley, who had 27 points, seven rebounds and four assists. Georgia Amooore tacked on 14 points and five assists and Kayana Traylor helped out with 12 points and six rebounds.

Virginia Tech utilized fantastic ball movement in Thursday's game, piling up 17 assists on 23 made field goals. Amooore's five assists paced the Hokies.

Virginia Tech's defense held Pittsburgh to only 36.2 percent shooting from the field.

How It Happened

After jumping out to a 13-8 advantage, Virginia Tech went on an 8-0 run with 4:26 left in the first quarter, culminating in a three from Traylor, to increase its lead to 21-8. The Hokies then lost some of that lead, but still entered the quarter break with a 23-15 advantage. Virginia Tech relied on its three-point shooting in the period, knocking down five shots to account for 15 of its 23 points.

Virginia Tech built that first quarter lead to 30-21 before going on a 7-0 run starting at the 5:08 mark in the second period, highlighted by a bucket from D'Asia Gregg, to increase its lead to 37-21. The Hokies proceeded to tack on three points to that lead and enjoyed a 46-27 advantage heading into halftime. Virginia Tech scored five of its 23 total points in the period on second chance opportunities created by pulling down two offensive rebounds.

After intermission, Virginia Tech held on to its advantage and owned a 61-46 lead heading into the fourth quarter.

Virginia Tech kept its lead intact before going on a 6-0 run to grow the lead to 75-65 with 15 seconds to go in the contest, a score which would hold for the rest of the game. Virginia Tech got up and down the court quickly in the quarter, scoring four fast break points.

Game Notes

- » The Hokies held the Panthers to only 36.2 percent shooting from the field.
- » The Hokies never trailed after taking a 23-15 first quarter lead.
- » The Hokies put on a passing clinic, recording an assist on 74 percent of made field goals.
- » Virginia Tech cleaned up on the offensive glass, collecting 11 offensive boards in the game.
- » Elizabeth Kitley led the Hokies with a game-high 27 points.
- » Virginia Tech got a game-high 12 rebounds from Azana Baines.