



**Officials:** Jeffrey Anderson, Tony Henderson, Keith Kimble

Virginia Tech - 62

Record: 10-7 (2-4)

| NO.           | Name            | F | Min   | FG    |      |     | 3P |    |     | FT |    |    | Rebounds |    |   | Fouls |   | TP | AS | TO | ST | Blocks |    | +/- |
|---------------|-----------------|---|-------|-------|------|-----|----|----|-----|----|----|----|----------|----|---|-------|---|----|----|----|----|--------|----|-----|
|               |                 |   |       | M-A   | M-A  | M-A | OR | DR | TOT | PF | FD | BS | BA       |    |   |       |   |    |    |    |    |        |    |     |
| 22            | Keve Aluma      | F | 27:39 | 5-7   | 0-1  | 0-0 | 3  | 8  | 11  | 3  | 0  | 10 | 1        | 3  | 0 | 1     | 0 | 3  | 0  | 1  | 0  | 0      | -2 |     |
| 25            | Justyn Mutts    | F | 33:29 | 6-8   | 1-1  | 0-0 | 4  | 5  | 9   | 2  | 4  | 13 | 4        | 4  | 0 | 2     | 1 | 4  | 0  | 2  | 1  | 4      |    |     |
| 0             | Hunter Cattoor  | G | 35:55 | 3-5   | 2-4  | 0-0 | 0  | 3  | 3   | 3  | 0  | 8  | 4        | 0  | 2 | 0     | 0 | 0  | 0  | 0  | 0  | 8      |    |     |
| 4             | Nahiem Alleyne  | G | 32:44 | 3-14  | 2-9  | 1-2 | 0  | 6  | 6   | 2  | 1  | 9  | 0        | 5  | 0 | 0     | 0 | 0  | 0  | 0  | 1  |        |    |     |
| 5             | Storm Murphy    | G | 29:44 | 2-8   | 1-6  | 0-0 | 1  | 1  | 2   | 3  | 3  | 5  | 3        | 2  | 2 | 0     | 0 | 2  | 2  | 0  | 0  | -1     |    |     |
| 1             | David N'Guessan |   | 15:47 | 3-3   | 0-0  | 0-0 | 2  | 1  | 3   | 2  | 0  | 6  | 0        | 0  | 1 | 2     | 0 | 0  | 1  | 2  | 0  | 4      |    |     |
| 3             | Sean Pedulla    |   | 10:31 | 2-4   | 1-2  | 2-2 | 0  | 1  | 1   | 1  | 2  | 7  | 1        | 1  | 0 | 0     | 0 | 0  | 0  | 0  | 0  | 4      |    |     |
| 13            | Darius Maddox   |   | 10:54 | 1-3   | 0-1  | 0-0 | 0  | 0  | 0   | 1  | 0  | 2  | 0        | 0  | 0 | 0     | 0 | 0  | 0  | 0  | 0  | -3     |    |     |
| 21            | John Ojiako     |   | 03:17 | 1-1   | 0-0  | 0-0 | 1  | 0  | 1   | 0  | 0  | 2  | 0        | 0  | 0 | 0     | 0 | 0  | 0  | 0  | 0  | 0      |    |     |
| Team          |                 |   |       |       |      |     | 1  | 0  | 1   |    |    | 0  |          |    | 2 |       |   |    |    |    |    |        |    |     |
| <b>Totals</b> |                 |   |       | 26-53 | 7-24 | 3-4 | 12 | 25 | 37  | 17 | 10 | 62 | 13       | 17 | 5 | 5     | 1 | 3  |    |    |    |        |    |     |

| Shooting By Period  |       |       |
|---------------------|-------|-------|
| 1 <sup>st</sup> FG% | 16-30 | 53.3% |
| 3PT%                | 3-13  | 23.1% |
| FT%                 | 0-0   | 0%    |
| 2 <sup>nd</sup> FG% | 10-23 | 43.5% |
| 3PT%                | 4-11  | 36.4% |
| FT%                 | 3-4   | 75%   |
| GM FG%              | 26-53 | 49.1% |
| 3PT%                | 7-24  | 29.2% |
| FT%                 | 3-4   | 75.0% |

Dead Ball Rebounds: 1, 0

Technical Fouls: NONE

NC State - 59

Record: 9-10 (2-6)

| NO.           | Name             | F | Min   | FG    |      |     | 3P |    |     | FT |    |    | Rebounds |   |    | Fouls |   | TP | AS | TO | ST | Blocks |  | +/- |
|---------------|------------------|---|-------|-------|------|-----|----|----|-----|----|----|----|----------|---|----|-------|---|----|----|----|----|--------|--|-----|
|               |                  |   |       | M-A   | M-A  | M-A | OR | DR | TOT | PF | FD | BS | BA       |   |    |       |   |    |    |    |    |        |  |     |
| 4             | Jericole Hellems | F | 37:37 | 6-10  | 1-5  | 2-2 | 2  | 2  | 4   | 2  | 2  | 15 | 2        | 1 | 1  | 1     | 0 | 1  | 0  | 0  | 0  |        |  |     |
| 21            | Ebenezer Dowuona | F | 30:46 | 1-4   | 0-0  | 0-0 | 3  | 2  | 5   | 0  | 2  | 2  | 1        | 0 | 1  | 0     | 1 | 0  | 1  | 0  | 1  | -2     |  |     |
| 0             | Terquavion Smith | G | 34:47 | 5-16  | 4-13 | 0-0 | 0  | 1  | 1   | 4  | 2  | 14 | 0        | 1 | 3  | 0     | 1 | 3  | 0  | 1  | -3 |        |  |     |
| 1             | Dereon Seabron   | G | 37:54 | 5-10  | 0-0  | 3-4 | 1  | 4  | 5   | 2  | 5  | 13 | 4        | 5 | 2  | 0     | 1 | 3  | 0  | 1  | -3 |        |  |     |
| 5             | Thomas Allen     | G | 06:15 | 0-2   | 0-2  | 0-0 | 0  | 0  | 0   | 0  | 0  | 0  | 0        | 0 | 0  | 0     | 0 | 0  | 0  | 0  | 0  | -13    |  |     |
| 3             | Cam Hayes        |   | 13:27 | 0-4   | 0-2  | 0-2 | 0  | 1  | 1   | 1  | 3  | 0  | 3        | 0 | 1  | 0     | 1 | 0  | 1  | 0  | 1  | -5     |  |     |
| 14            | Casey Morsell    |   | 25:40 | 4-7   | 3-4  | 0-1 | 1  | 3  | 4   | 1  | 1  | 11 | 0        | 0 | 3  | 0     | 1 | 0  | 1  | 15 |    |        |  |     |
| 11            | Jaylon Gibson    |   | 09:05 | 2-2   | 0-0  | 0-0 | 1  | 0  | 1   | 1  | 1  | 4  | 0        | 0 | 0  | 0     | 0 | 0  | 0  | 0  | -1 |        |  |     |
| 10            | Breon Pass       |   | 04:29 | 0-1   | 0-1  | 0-0 | 0  | 1  | 1   | 0  | 1  | 0  | 0        | 1 | 0  | 0     | 0 | 0  | 0  | 0  | -3 |        |  |     |
| Team          |                  |   |       |       |      |     | 3  | 1  | 4   |    |    | 0  |          |   | 1  |       |   |    |    |    |    |        |  |     |
| <b>Totals</b> |                  |   |       | 23-56 | 8-27 | 5-9 | 11 | 15 | 26  | 11 | 17 | 59 | 10       | 9 | 11 | 1     | 5 | -3 |    |    |    |        |  |     |

| Shooting By Period  |       |       |
|---------------------|-------|-------|
| 1 <sup>st</sup> FG% | 8-25  | 32.0% |
| 3PT%                | 2-13  | 15.4% |
| FT%                 | 3-3   | 100%  |
| 2 <sup>nd</sup> FG% | 15-31 | 48.4% |
| 3PT%                | 6-14  | 42.9% |
| FT%                 | 2-6   | 33.3% |
| GM FG%              | 23-56 | 41.1% |
| 3PT%                | 8-27  | 29.6% |
| FT%                 | 5-9   | 55.6% |

Dead Ball Rebounds: 1, 0

Technical Fouls: Hayes 2<sup>nd</sup> 10:03

|                         | VT                         | ST                        |
|-------------------------|----------------------------|---------------------------|
| <b>Biggest lead</b>     | 18 (1 <sup>st</sup> 2:32)  | 0 (1 <sup>st</sup> 20:00) |
| <b>Best Scoring Run</b> | 15 (1 <sup>st</sup> 13:33) | 7 (2 <sup>nd</sup> 5:33)  |
| <b>Lead Changes</b>     | 0                          |                           |
| <b>Times Tied</b>       | 0                          |                           |
| <b>Time with Lead</b>   | 39:13                      | 00:00                     |

|                      | VT | ST |
|----------------------|----|----|
| <b>Points from</b>   |    |    |
| <b>Turnovers</b>     | 11 | 21 |
| <b>Paint</b>         | 34 | 22 |
| <b>Second Chance</b> | 13 | 11 |
| <b>Fast Breaks</b>   | 7  | 20 |
| <b>Bench</b>         | 17 | 15 |

|    | Period by Period Scoring |     |     |
|----|--------------------------|-----|-----|
|    | 1st                      | 2nd | TOT |
| VT | 35                       | 27  | 62  |
| ST | 21                       | 38  | 59  |



**Period 1**

**Quarter Starters:**

|           |             |             |             |            |              |
|-----------|-------------|-------------|-------------|------------|--------------|
| <b>ST</b> | 0 Smith T   | 1 Seabron D | 4 Hellems J | 5 Allen T  | 21 Dowuona E |
| <b>VT</b> | 0 Cattoor H | 4 Alleyne N | 5 Murphy S  | 22 Aluma K | 25 Mutts J   |

| Game Time | ST   | Score       | Diff       | VT   |
|-----------|--|-------------|------------|--|
| 20:00     | 21 DOWUONA E jumpball won  |             |            | 22 ALUMA K jumpball lost   |
| 19:34     | 0 SMITH T 3pt FG , jump shot missed                                  |             |            |  |
| 19:30     |  |             |            | 22 ALUMA K defensive rebound (1)   |
| 19:13     |  | <b>0-3</b>  | <b>-3</b>  | 4 ALLEYNE N 3pt FG , jump shot made (3)                                  |
| 19:13     |  |             |            | 0 CATTOOR H assist (1)   |
| 18:53     | 21 DOWUONA E 2pt FG in the paint, layup blocked                      |             |            |  |
| 18:53     |  |             |            | 25 MUTTS J block (1)   |
| 18:47     |  |             |            | 4 ALLEYNE N defensive rebound (1)  |
| 18:37     | 21 DOWUONA E steal (1)   |             |            | 4 ALLEYNE N turnover lost ball (1)                                       |
| 18:08     | 1 SEABRON D 2pt FG from turnover outside the paint, jump shot missed |             |            |  |
| 18:05     |  |             |            | 4 ALLEYNE N defensive rebound (2)  |
| 17:52     |  |             |            | 0 CATTOOR H 3pt FG , jump shot missed                                    |
| 17:49     | 1 SEABRON D defensive rebound (1)                                    |             |            |  |
| 17:36     | 0 SMITH T 3pt FG , jump shot missed                                  |             |            |  |
| 17:32     | 4 HELLEMS J offensive rebound (1)                                    |             |            |  |
| 17:26     | 5 ALLEN T 3pt FG second chance, jump shot missed                     |             |            |  |
| 17:22     |  |             |            | 22 ALUMA K defensive rebound (2)   |
| 17:05     |  | <b>0-5</b>  | <b>-5</b>  | 25 MUTTS J 2pt FG in the paint, layup made (2)                           |
| 17:05     |  |             |            | 22 ALUMA K assist (1)  |
| 16:41     | 21 DOWUONA E 2pt FG in the paint, jump shot missed                   |             |            |  |
| 16:38     |  |             |            | 25 MUTTS J defensive rebound (1)   |
| 16:17     |  |             |            | 4 ALLEYNE N 3pt FG , jump shot missed                                    |
| 16:13     | 4 HELLEMS J defensive rebound (2)                                    |             |            |  |
| 16:10     | 4 HELLEMS J turnover lost ball (1)                                   |             |            | 0 CATTOOR H steal (1)  |
| 16:05     |  | <b>0-7</b>  | <b>-7</b>  | 22 ALUMA K 2pt FG fast break from turnover in the paint, dunk, made (2)  |
| 16:05     |  |             |            | 0 CATTOOR H assist (2)   |
| 16:04     | Timeout 60 Sec   |             |            |  |
| 15:44     | 0 SMITH T 3pt FG , jump shot missed                                  |             |            |  |
| 15:41     |  |             |            | 22 ALUMA K defensive rebound (3)   |
| 15:20     |  | <b>0-9</b>  | <b>-9</b>  | 22 ALUMA K 2pt FG in the paint, layup made (4)                           |
| 15:20     |  |             |            | 5 MURPHY S assist (1)  |
| 14:53     | 5 ALLEN T 3pt FG , jump shot missed                                  |             |            |  |
| 14:50     |  |             |            | 22 ALUMA K defensive rebound (4)   |
| 14:42     |  | <b>0-11</b> | <b>-11</b> | 5 MURPHY S 2pt FG in the paint, layup made (2)                           |
| 14:23     | 0 SMITH T turnover lost ball (1)                                     |             |            | 0 CATTOOR H steal (2)  |
| 14:18     |  | <b>0-13</b> | <b>-13</b> | 4 ALLEYNE N 2pt FG fast break from turnover in the paint, layup made (5) |
| 14:18     |  |             |            | 25 MUTTS J assist (1)  |
| 13:54     | 1 SEABRON D turnover out of bounds (1)                               |             |            |  |
| 13:54     | 0 SMITH T substitution out   |             |            |  |
| 13:54     | 5 ALLEN T substitution out   |             |            |  |
| 13:54     | 3 HAYES C substitution in  |             |            |  |



Virginia Tech at NC State

01/19/22 PNC Arena, Raleigh  
2021-22 Men's Basketball

Game Time: 7:00 PM  
Game Duration: 1:59  
Attendance: 13,286

Officials: Jeffrey Anderson, Tony Henderson, Keith Kimble

| Game Time | ST   | Score | Diff | VT  |
|-----------|--|-------|------|---|
| 13:54     | 14 MORSELL C substitution in                                     |       |      |   |
| 13:54     |  |       |      | 5 MURPHY S substitution out                                       |
| 13:54     |  |       |      | 25 MUTTS J substitution out                                       |
| 13:54     |  |       |      | 1 N'GUESSAN D substitution in                                     |
| 13:54     |  |       |      | 3 PEDULLA S substitution in                                       |
| 13:33     |  | 0-15  | -15  | 3 PEDULLA S 2pt FG from turnover in the paint, jump shot made (2) |
| 13:08     | 14 MORSELL C 2pt FG in the paint, layup blocked                  |       |      |   |
| 13:08     |  |       |      | 1 N'GUESSAN D block (1)   |
| 13:02     |  |       |      | 3 PEDULLA S defensive rebound (1)                                 |
| 12:55     |  |       |      | 22 ALUMA K 3pt FG , jump shot missed                              |
| 12:52     | 1 SEABRON D defensive rebound (2)                                |       |      |   |
| 12:50     | 1 SEABRON D foul drawn (1)                                       |       |      | 0 CATTOOR H foul personal (1 - 1)                                 |
| 12:50     | 21 DOWUONA E substitution out                                    |       |      |   |
| 12:50     | 11 GIBSON J substitution in                                      |       |      |   |
| 12:50     |  |       |      | 22 ALUMA K substitution out                                       |
| 12:50     |  |       |      | 25 MUTTS J substitution in  |
| 12:37     | 11 GIBSON J 2pt FG in the paint, layup made (2)                  | 2-15  | -13  |   |
| 12:37     | 3 HAYES C assist (1)   |       |      |   |
| 12:20     |  |       |      | 4 ALLEYNE N 2pt FG in the paint, jump shot missed                 |
| 12:15     |  |       |      | 1 N'GUESSAN D offensive rebound (1)                               |
| 12:15     |  | 2-17  | -15  | 1 N'GUESSAN D 2pt FG second chance in the paint, layup made (2)   |
| 11:55     | 3 HAYES C 2pt FG in the paint, jump shot blocked                 |       |      |   |
| 11:55     |  |       |      | 1 N'GUESSAN D block (2)   |
| 11:49     |  |       |      | 25 MUTTS J defensive rebound (2)                                  |
| 11:45     | 14 MORSELL C steal (1)   |       |      | 25 MUTTS J turnover lost ball (1)                                 |
| 11:39     | 3 HAYES C 3pt FG from turnover, jump shot missed                 |       |      |   |
| 11:37     | 11 GIBSON J offensive rebound (1)                                |       |      |   |
| 11:37     | 11 GIBSON J foul drawn (1)                                       |       |      | 25 MUTTS J foul personal (1 - 2)                                  |
| 11:37     | Timeout media  |       |      |   |
| 11:37     |  |       |      | 4 ALLEYNE N substitution out                                      |
| 11:37     |  |       |      | 25 MUTTS J substitution out                                       |
| 11:37     |  |       |      | 13 MADDOX D substitution in                                       |
| 11:37     |  |       |      | 21 OJIAKO J substitution in                                       |
| 11:25     | 3 HAYES C foul drawn (1)   |       |      | 3 PEDULLA S foul personal (1 - 3)                                 |
| 11:25     |  |       |      | 3 PEDULLA S substitution out                                      |
| 11:25     |  |       |      | 5 MURPHY S substitution in  |
| 11:11     | 4 HELLEMS J 3pt FG from turnover second chance, jump shot missed |       |      |   |
| 11:07     |  |       |      | 5 MURPHY S defensive rebound (1)                                  |
| 10:42     |  |       |      | 5 MURPHY S 3pt FG , jump shot missed                              |
| 10:38     | defensive rebound (6)  |       |      |   |
| 10:40     |  |       |      | 0 CATTOOR H substitution out                                      |
| 10:40     |  |       |      | 1 N'GUESSAN D substitution out                                    |
| 10:40     |  |       |      | 21 OJIAKO J substitution out                                      |
| 10:40     |  |       |      | 4 ALLEYNE N substitution in                                       |
| 10:40     |  |       |      | 22 ALUMA K substitution in  |
| 10:40     |  |       |      | 25 MUTTS J substitution in  |
| 10:28     | 1 SEABRON D turnover lost ball (2)                               |       |      | 5 MURPHY S steal (1)  |



**Virginia Tech at NC State**

01/19/22 PNC Arena, Raleigh  
2021-22 Men's Basketball

**Game Time:** 7:00 PM  
**Game Duration:** 1:59  
**Attendance:** 13,286

**Officials:** Jeffrey Anderson, Tony Henderson, Keith Kimble

| Game Time | ST   | Score        | Diff       | VT   |
|-----------|--|--------------|------------|--|
| 10:13     |  | <b>2-19</b>  | <b>-17</b> | 13 MADDOX D 2pt FG from turnover outside the paint, jump shot made (2) |
| 09:55     | 11 GIBSON J 2pt FG in the paint, dunk, made (4)                        | <b>4-19</b>  | <b>-15</b> |  |
| 09:55     | 3 HAYES C assist (2)   |              |            |  |
| 09:27     |  |              |            | 4 ALLEYNE N 2pt FG in the paint, jump shot missed                      |
| 09:23     | 14 MORSELL C defensive rebound (1)                                     |              |            |  |
| 09:19     | 4 HELLEMS J 2pt FG fast break outside the paint, jump shot made (2)    | <b>6-19</b>  | <b>-13</b> |  |
| 08:44     |  |              |            | 13 MADDOX D 2pt FG outside the paint, jump shot missed                 |
| 08:42     |  |              |            | offensive rebound (12)   |
| 08:42     | 11 GIBSON J foul personal (1 - 1)                                      |              |            | 25 MUTTS J foul drawn (1)  |
| 08:41     | 3 HAYES C substitution out   |              |            |  |
| 08:41     | 11 GIBSON J substitution out   |              |            |  |
| 08:41     | 0 SMITH T substitution in  |              |            |  |
| 08:41     | 21 DOWUONA E substitution in   |              |            |  |
| 08:41     |  |              |            | 13 MADDOX D substitution out   |
| 08:41     |  |              |            | 0 CATTOOR H substitution in  |
| 08:25     | 0 SMITH T steal (1)  |              |            | 25 MUTTS J turnover lost ball (2)                                      |
| 08:20     | 0 SMITH T 2pt FG fast break from turnover in the paint, layup made (2) | <b>8-19</b>  | <b>-11</b> |  |
| 08:05     |  |              |            | 4 ALLEYNE N 3pt FG , jump shot missed                                  |
| 08:00     |  |              |            | 22 ALUMA K offensive rebound (5)                                       |
| 08:00     |  | <b>8-21</b>  | <b>-13</b> | 22 ALUMA K 2pt FG second chance in the paint, layup made (6)           |
| 07:45     | 4 HELLEMS J 3pt FG , jump shot missed                                  |              |            |  |
| 07:40     | offensive rebound (8)  |              |            |  |
| 07:40     | Timeout media  |              |            |  |
| 07:40     | 1 SEABRON D substitution out   |              |            |  |
| 07:40     | 10 PASS B substitution in  |              |            |  |
| 07:27     | 14 MORSELL C 2pt FG second chance in the paint, layup made (2)         | <b>10-21</b> | <b>-11</b> |  |
| 07:10     | 4 HELLEMS J foul personal (1 - 2)                                      |              |            | 5 MURPHY S foul drawn (1)  |
| 06:59     |  |              |            | 5 MURPHY S 3pt FG , jump shot missed                                   |
| 06:54     |  |              |            | 22 ALUMA K offensive rebound (6)                                       |
| 06:49     |  | <b>10-23</b> | <b>-13</b> | 25 MUTTS J 2pt FG second chance in the paint, dunk, made (4)           |
| 06:49     |  |              |            | 0 CATTOOR H assist (3)   |
| 06:24     | 0 SMITH T foul drawn (1)   |              |            | 5 MURPHY S foul personal (1 - 4)                                       |
| 06:24     | 21 DOWUONA E substitution out  |              |            |  |
| 06:24     | 11 GIBSON J substitution in  |              |            |  |
| 06:24     |  |              |            | 25 MUTTS J substitution out  |
| 06:24     |  |              |            | 1 N'GUESSAN D substitution in  |
| 06:12     | 10 PASS B 3pt FG , jump shot missed                                    |              |            |  |
| 06:12     | 4 HELLEMS J offensive rebound (3)                                      |              |            |  |
| 06:12     | 4 HELLEMS J foul drawn (1)   |              |            | 5 MURPHY S foul personal (2 - 5)                                       |
| 06:12     | 14 MORSELL C substitution out  |              |            |  |
| 06:12     | 3 HAYES C substitution in  |              |            |  |
| 06:12     |  |              |            | 5 MURPHY S substitution out  |
| 06:12     |  |              |            | 3 PEDULLA S substitution in  |
| 06:09     | 0 SMITH T 3pt FG second chance, jump shot missed                       |              |            |  |
| 06:05     |  |              |            | 22 ALUMA K defensive rebound (7)                                       |
| 05:42     |  |              |            | 4 ALLEYNE N 3pt FG , jump shot missed                                  |



**Virginia Tech at NC State**

01/19/22 PNC Arena, Raleigh  
2021-22 Men's Basketball

**Game Time:** 7:00 PM  
**Game Duration:** 1:59  
**Attendance:** 13,286

**Officials:** Jeffrey Anderson, Tony Henderson, Keith Kimble

| Game Time | ST   | Score        | Diff       | VT  |
|-----------|--|--------------|------------|---|
| 05:39     |  |              |            | 22 ALUMA K offensive rebound (8)                        |
| 05:34     | 10 PASS B foul drawn (1)   |              |            | 22 ALUMA K foul offensive (1 - 6)                       |
| 05:34     |  |              |            | 22 ALUMA K turnover offensive (1)                       |
| 05:34     | 4 HELLEMS J substitution out                                       |              |            |   |
| 05:34     | 1 SEABRON D substitution in  |              |            |   |
| 05:08     | 3 HAYES C 2pt FG from turnover outside the paint, jump shot missed |              |            |   |
| 05:06     |  |              |            | 4 ALLEYNE N defensive rebound (3)                       |
| 04:57     |  |              |            | 3 PEDULLA S 3pt FG , jump shot missed                   |
| 04:53     | 10 PASS B defensive rebound (1)                                    |              |            |   |
| 04:52     | 1 SEABRON D 2pt FG fast break in the paint, layup made (2)         | <b>12-23</b> | <b>-11</b> |   |
| 04:52     | 1 SEABRON D foul drawn (2)   |              |            | 22 ALUMA K foul shooting (2 - 7)                        |
| 04:52     |  |              |            | 22 ALUMA K substitution out                             |
| 04:52     |  |              |            | 21 OJIAKO J substitution in                             |
| 04:52     | 1 SEABRON D free throw fast break 1 - 1 made (3)                   | <b>13-23</b> | <b>-10</b> |   |
| 04:24     |  | <b>13-26</b> | <b>-13</b> | 3 PEDULLA S 3pt FG , jump shot made (5)                 |
| 04:03     | 1 SEABRON D turnover lost ball (3)                                 |              |            | 1 N'GUESSAN D steal (1)                                 |
| 04:00     | Timeout media  |              |            |   |
| 04:00     |  |              |            | 4 ALLEYNE N substitution out                            |
| 04:00     |  |              |            | 21 OJIAKO J substitution out                            |
| 04:00     |  |              |            | 13 MADDOX D substitution in                             |
| 04:00     |  |              |            | 25 MUTTS J substitution in                              |
| 03:51     | 0 SMITH T foul personal (1 - 3)                                    |              |            | 3 PEDULLA S foul drawn (1)                              |
| 03:37     |  | <b>13-29</b> | <b>-16</b> | 0 CATTOOR H 3pt FG from turnover, jump shot made (3)    |
| 03:37     |  |              |            | 3 PEDULLA S assist (1)                                  |
| 03:11     | 10 PASS B turnover travel (1)                                      |              |            |   |
| 03:11     | 3 HAYES C substitution out   |              |            |   |
| 03:11     | 10 PASS B substitution out   |              |            |   |
| 03:11     | 4 HELLEMS J substitution in  |              |            |   |
| 03:11     | 14 MORSELL C substitution in                                       |              |            |   |
| 02:59     |  |              |            | 13 MADDOX D 3pt FG from turnover, jump shot missed      |
| 02:56     | 14 MORSELL C defensive rebound (2)                                 |              |            |   |
| 02:50     | 0 SMITH T 3pt FG , jump shot missed                                |              |            |   |
| 02:47     |  |              |            | 25 MUTTS J defensive rebound (3)                        |
| 02:32     |  | <b>13-31</b> | <b>-18</b> | 25 MUTTS J 2pt FG in the paint, layup made (6)          |
| 02:32     |  |              |            | 0 CATTOOR H assist (4)                                  |
| 02:12     | 14 MORSELL C 3pt FG , jump shot made (5)                           | <b>16-31</b> | <b>-15</b> |   |
| 02:12     | 1 SEABRON D assist (1)   |              |            |   |
| 01:40     |  | <b>16-33</b> | <b>-17</b> | 0 CATTOOR H 2pt FG in the paint, driving layup made (5) |
| 01:28     | 1 SEABRON D foul drawn (3)   |              |            | 0 CATTOOR H foul shooting (2 - 8)                       |
| 01:28     | 1 SEABRON D free throw 1 - 2 made (4)                              | <b>17-33</b> | <b>-16</b> |   |
| 01:28     |  |              |            | 0 CATTOOR H substitution out                            |
| 01:28     |  |              |            | 25 MUTTS J substitution out                             |
| 01:28     |  |              |            | 4 ALLEYNE N substitution in                             |
| 01:28     |  |              |            | 21 OJIAKO J substitution in                             |
| 01:28     | 11 GIBSON J substitution out                                       |              |            |   |
| 01:28     | 21 DOWUONA E substitution in                                       |              |            |   |
| 01:28     | 1 SEABRON D free throw 2 - 2 made (5)                              | <b>18-33</b> | <b>-15</b> |   |
| 00:59     |  |              |            | 4 ALLEYNE N 3pt FG , jump shot missed                   |



Official Basketball Play by Play - First Half

**Virginia Tech at NC State**

01/19/22 PNC Arena, Raleigh  
2021-22 Men's Basketball

**Game Time:** 7:00 PM

**Game Duration:** 1:59

**Attendance:** 13,286

**Officials:** Jeffrey Anderson, Tony Henderson, Keith Kimble

| Game Time            | ST  | Score        | Diff       | VT  |
|----------------------|---|--------------|------------|---|
| 00:56                |   |              |            | 1 N'GUESSAN D offensive rebound (2)                           |
| 00:54                |   |              |            | turnover shot clock (5)                                       |
| 00:40                | 14 MORSELL C 3pt FG from turnover, jump shot made (8) | <b>21-33</b> | <b>-12</b> |   |
| 00:40                | 21 DOWUONA E assist (1)                               |              |            |   |
| 00:03                |   |              |            | 3 PEDULLA S 2pt FG in the paint, layup missed                 |
| 00:03                |   |              |            | 21 OJIAKO J offensive rebound (1)                             |
| 00:02                |   | <b>21-35</b> | <b>-14</b> | 21 OJIAKO J 2pt FG second chance in the paint, layup made (2) |
| <b>END OF PERIOD</b> |   |              |            |   |
| <b>ST 21-35 VT</b>   |   |              |            |   |



Virginia Tech at NC State

01/19/22 PNC Arena, Raleigh  
2021-22 Men's Basketball

Game Time: 7:00 PM  
Game Duration: 1:59  
Attendance: 13,286

Officials: Jeffrey Anderson, Tony Henderson, Keith Kimble

Virginia Tech - 35

| NO.           | Name            | Min     | FG    |      |     | Rebounds |    |     | Fouls |    | TP | AS | TO | ST | Blocks |    | +/- |
|---------------|-----------------|---------|-------|------|-----|----------|----|-----|-------|----|----|----|----|----|--------|----|-----|
|               |                 |         | M-A   | M-A  | M-A | OR       | DR | TOT | PF    | FD |    |    |    |    | BS     | BA |     |
| 22            | Keve Aluma      | F 12:58 | 3-4   | 0-1  | 0-0 | 3        | 5  | 8   | 2     | 0  | 6  | 1  | 1  | 0  | 0      | 0  | 11  |
| 25            | Justyn Mutts    | F 14:07 | 3-3   | 0-0  | 0-0 | 0        | 3  | 3   | 1     | 1  | 6  | 1  | 2  | 0  | 1      | 0  | 14  |
| 0             | Hunter Cattoor  | G 16:33 | 2-3   | 1-2  | 0-0 | 0        | 0  | 0   | 2     | 0  | 5  | 4  | 0  | 2  | 0      | 0  | 18  |
| 4             | Nahiem Alleyne  | G 16:31 | 2-8   | 1-5  | 0-0 | 0        | 3  | 3   | 0     | 0  | 5  | 0  | 1  | 0  | 0      | 0  | 11  |
| 5             | Storm Murphy    | G 11:19 | 1-3   | 0-2  | 0-0 | 0        | 1  | 1   | 2     | 1  | 2  | 1  | 0  | 1  | 0      | 0  | 11  |
| 1             | David N'Guessan | 09:38   | 1-1   | 0-0  | 0-0 | 2        | 0  | 2   | 0     | 0  | 2  | 0  | 0  | 1  | 2      | 0  | 3   |
| 3             | Sean Pedulla    | 08:41   | 2-4   | 1-2  | 0-0 | 0        | 1  | 1   | 1     | 1  | 5  | 1  | 0  | 0  | 0      | 0  | 3   |
| 13            | Darius Maddox   | 06:56   | 1-3   | 0-1  | 0-0 | 0        | 0  | 0   | 0     | 0  | 2  | 0  | 0  | 0  | 0      | 0  | -1  |
| 21            | John Ojiako     | 03:17   | 1-1   | 0-0  | 0-0 | 1        | 0  | 1   | 0     | 0  | 2  | 0  | 0  | 0  | 0      | 0  | 0   |
| Team          |                 |         |       |      |     | 1        | 0  | 1   |       |    | 0  |    | 1  |    |        |    |     |
| <b>Totals</b> |                 |         | 16-30 | 3-13 | 0-0 | 7        | 13 | 20  | 8     | 3  | 35 | 8  | 5  | 4  | 3      | 0  | 14  |

| Shooting By Period |       |       |
|--------------------|-------|-------|
| 1st FG%            | 16-30 | 53.3% |
| 3PT%               | 3-13  | 23.1% |
| FT%                | 0-0   | 0%    |
| GM FG%             | 16-30 | 53.3% |
| 3PT%               | 3-13  | 23.1% |
| FT%                | 0-0   | 0.0%  |

Dead Ball Rebounds: 0, 0

Technical Fouls::NONE

NC State - 21

| NO.           | Name             | Min     | FG   |      |     | Rebounds |    |     | Fouls |    | TP | AS | TO | ST | Blocks |    | +/- |
|---------------|------------------|---------|------|------|-----|----------|----|-----|-------|----|----|----|----|----|--------|----|-----|
|               |                  |         | M-A  | M-A  | M-A | OR       | DR | TOT | PF    | FD |    |    |    |    | BS     | BA |     |
| 4             | Jericole Hellems | F 17:37 | 1-3  | 0-2  | 0-0 | 2        | 1  | 3   | 1     | 1  | 2  | 0  | 1  | 0  | 0      | 0  | -11 |
| 21            | Ebenezer Dowuona | F 10:55 | 0-2  | 0-0  | 0-0 | 0        | 0  | 0   | 0     | 0  | 0  | 1  | 0  | 1  | 0      | 1  | -13 |
| 0             | Terquavion Smith | G 14:47 | 1-6  | 0-5  | 0-0 | 0        | 0  | 0   | 1     | 1  | 2  | 0  | 1  | 1  | 0      | 0  | -14 |
| 1             | Dereon Seabron   | G 17:54 | 1-2  | 0-0  | 3-3 | 0        | 2  | 2   | 0     | 3  | 5  | 1  | 3  | 0  | 0      | 0  | -14 |
| 5             | Thomas Allen     | G 06:06 | 0-2  | 0-2  | 0-0 | 0        | 0  | 0   | 0     | 0  | 0  | 0  | 0  | 0  | 0      | 0  | -13 |
| 3             | Cam Hayes        | 08:14   | 0-3  | 0-1  | 0-0 | 0        | 0  | 0   | 0     | 1  | 0  | 2  | 0  | 0  | 0      | 1  | -3  |
| 14            | Casey Morsell    | 10:53   | 3-4  | 2-2  | 0-0 | 0        | 2  | 2   | 0     | 0  | 8  | 0  | 0  | 1  | 0      | 1  | 2   |
| 11            | Jaylon Gibson    | 09:05   | 2-2  | 0-0  | 0-0 | 1        | 0  | 1   | 1     | 1  | 4  | 0  | 0  | 0  | 0      | 0  | -1  |
| 10            | Breon Pass       | 04:29   | 0-1  | 0-1  | 0-0 | 0        | 1  | 1   | 0     | 1  | 0  | 0  | 1  | 0  | 0      | 0  | -3  |
| Team          |                  |         |      |      |     | 1        | 1  | 2   |       |    | 0  |    | 0  |    |        |    |     |
| <b>Totals</b> |                  |         | 8-25 | 2-13 | 3-3 | 4        | 7  | 11  | 3     | 8  | 21 | 4  | 6  | 3  | 0      | 3  | -14 |

| Shooting By Period |      |        |
|--------------------|------|--------|
| 1st FG%            | 8-25 | 32.0%  |
| 3PT%               | 2-13 | 15.4%  |
| FT%                | 3-3  | 100%   |
| GM FG%             | 8-25 | 32.0%  |
| 3PT%               | 2-13 | 15.4%  |
| FT%                | 3-3  | 100.0% |

Dead Ball Rebounds: 0, 0

Technical Fouls::NONE

|                  | VT             | ST            |
|------------------|----------------|---------------|
| Biggest lead     | 18 (1st 2:32)  | 0 (1st 20:00) |
| Best Scoring Run | 15 (1st 13:33) | 6 (1st 8:20)  |
| Lead Changes     | 0              |               |
| Times Tied       | 0              |               |
| Time with Lead   | 19:13          | 00:00         |

| Points from   | VT | ST |
|---------------|----|----|
| Turnovers     | 11 | 5  |
| Paint         | 24 | 10 |
| Second Chance | 8  | 2  |
| Fast Breaks   | 4  | 7  |
| Bench         | 11 | 12 |

| Period by Period Scoring |     |     |     |
|--------------------------|-----|-----|-----|
|                          | 1st | 2nd | TOT |
| VT                       | 35  | 27  | 62  |
| ST                       | 21  | 38  | 59  |



**Virginia Tech at NC State**

01/19/22 PNC Arena, Raleigh  
2021-22 Men's Basketball

Officials: Jeffrey Anderson, Tony Henderson, Keith Kimble

**Period 2**

**Quarter Starters:**

|    |             |             |             |              |              |
|----|-------------|-------------|-------------|--------------|--------------|
| ST | 0 Smith T   | 1 Seabron D | 4 Hellems J | 14 Morsell C | 21 Dowuona E |
| VT | 0 Cattoor H | 4 Alleyne N | 5 Murphy S  | 22 Aluma K   | 25 Mutts J   |

| Game Time | ST   | Score        | Diff       | VT   |
|-----------|--|--------------|------------|--|
| 20:00     |  |              |            | 1 N'GUESSAN D substitution out                                   |
| 20:00     |  |              |            | 3 PEDULLA S substitution out                                     |
| 20:00     |  |              |            | 13 MADDOX D substitution out                                     |
| 20:00     |  |              |            | 21 OJIAKO J substitution out                                     |
| 20:00     |  |              |            | 0 CATTOOR H substitution in                                      |
| 20:00     |  |              |            | 5 MURPHY S substitution in                                       |
| 20:00     |  |              |            | 22 ALUMA K substitution in                                       |
| 20:00     |  |              |            | 25 MUTTS J substitution in                                       |
| 19:46     |  |              |            | 4 ALLEYNE N 3pt FG , jump shot missed                            |
| 19:43     | 4 HELLEMS J defensive rebound (4)  |              |            |  |
| 19:39     | 0 SMITH T 3pt FG fast break, jump shot made (5)                            | <b>24-35</b> | <b>-11</b> |  |
| 19:39     | 4 HELLEMS J assist (1)   |              |            |  |
| 19:13     | 0 SMITH T steal (2)  |              |            | 22 ALUMA K turnover lost ball (2)                                |
| 19:07     | 0 SMITH T 3pt FG from turnover, jump shot missed                           |              |            |  |
| 19:03     | 14 MORSELL C offensive rebound (3)   |              |            |  |
| 19:03     | 14 MORSELL C 2pt FG from turnover second chance in the paint, layup missed |              |            |  |
| 19:02     |  |              |            | 0 CATTOOR H defensive rebound (1)                                |
| 18:43     |  | <b>24-38</b> | <b>-14</b> | 4 ALLEYNE N 3pt FG , jump shot made (8)                          |
| 18:43     |  |              |            | 5 MURPHY S assist (2)  |
| 18:13     | 4 HELLEMS J 2pt FG outside the paint, jump shot made (4)                   | <b>26-38</b> | <b>-12</b> |  |
| 18:06     | 14 MORSELL C steal (2)   |              |            | 5 MURPHY S turnover lost ball (1)                                |
| 18:00     | 14 MORSELL C 3pt FG fast break from turnover, jump shot made (11)          | <b>29-38</b> | <b>-9</b>  |  |
| 18:00     | 4 HELLEMS J assist (2)   |              |            |  |
| 17:36     |  |              |            | 25 MUTTS J turnover out of bounds (3)                            |
| 17:16     | 0 SMITH T foul drawn (2)   |              |            | 4 ALLEYNE N foul personal (1 - 1)                                |
| 17:04     | 4 HELLEMS J 3pt FG from turnover, jump shot missed                         |              |            |  |
| 17:01     |  |              |            | 25 MUTTS J defensive rebound (4)                                 |
| 16:40     |  | <b>29-40</b> | <b>-11</b> | 22 ALUMA K 2pt FG outside the paint, floating jump shot made (8) |
| 16:29     | 1 SEABRON D 2pt FG in the paint, layup missed                              |              |            |  |
| 16:24     | 21 DOWUONA E offensive rebound (1)   |              |            |  |
| 16:27     | 21 DOWUONA E 2pt FG second chance in the paint, layup made (2)             | <b>31-40</b> | <b>-9</b>  |  |
| 16:03     |  |              |            | 4 ALLEYNE N 3pt FG , jump shot missed                            |
| 16:02     |  |              |            | 25 MUTTS J offensive rebound (5)                                 |
| 16:02     | 0 SMITH T foul personal (2 - 1)  |              |            | 25 MUTTS J foul drawn (2)  |
| 15:51     |  |              |            | 4 ALLEYNE N 2pt FG second chance in the paint, layup missed      |
| 15:47     | 1 SEABRON D defensive rebound (3)  |              |            |  |
| 15:40     | 0 SMITH T 3pt FG , jump shot made (8)                                      | <b>34-40</b> | <b>-6</b>  |  |
| 15:40     | 1 SEABRON D assist (2)   |              |            |  |
| 15:09     |  | <b>34-43</b> | <b>-9</b>  | 25 MUTTS J 3pt FG , jump shot made (9)                           |
| 15:09     |  |              |            | 5 MURPHY S assist (3)  |





## Virginia Tech at NC State

01/19/22 PNC Arena, Raleigh  
2021-22 Men's Basketball

Game Time: 7:00 PM

Game Duration: 1:59

Attendance: 13,286

Officials: Jeffrey Anderson, Tony Henderson, Keith Kimble

| Game Time | ST   | Score        | Diff      | VT   |
|-----------|--|--------------|-----------|--|
| 14:37     | 4 HELLEMS J 2pt FG outside the paint, jump shot made (6) | <b>36-43</b> | <b>-7</b> |  |
| 14:13     |  | <b>36-45</b> | <b>-9</b> | 22 ALUMA K 2pt FG in the paint, layup made (10)    |
| 14:13     |  |              |           | 25 MUTTS J assist (2)                              |
| 13:55     | 4 HELLEMS J 2pt FG in the paint, layup made (8)          | <b>38-45</b> | <b>-7</b> |  |
| 13:37     | Timeout media  |              |           |  |
| 13:37     | 14 MORSELL C substitution out                            |              |           |  |
| 13:37     | 3 HAYES C substitution in                                |              |           |  |
| 13:26     | 3 HAYES C steal (1)                                      |              |           | 22 ALUMA K turnover lost ball (3)                  |
| 13:13     | 0 SMITH T 3pt FG from turnover, jump shot made (11)      | <b>41-45</b> | <b>-4</b> |  |
| 13:13     | 1 SEABRON D assist (3)                                   |              |           |  |
| 12:55     |  | <b>41-48</b> | <b>-7</b> | 0 CATTOOR H 3pt FG , jump shot made (8)            |
| 12:45     | 1 SEABRON D turnover lost ball (4)                       |              |           | 5 MURPHY S steal (2)                               |
| 12:38     |  |              |           | 0 CATTOOR H 3pt FG from turnover, jump shot missed |
| 12:38     | 3 HAYES C defensive rebound (1)                          |              |           |  |
| 12:38     | 3 HAYES C foul drawn (2)                                 |              |           | 22 ALUMA K foul personal (3 - 2)                   |
| 12:38     |  |              |           | 22 ALUMA K substitution out                        |
| 12:38     |  |              |           | 1 N'GUESSAN D substitution in                      |
| 12:20     | 3 HAYES C 3pt FG , jump shot missed                      |              |           |  |
| 12:18     | 21 DOWUONA E offensive rebound (2)                       |              |           |  |
| 12:18     | 21 DOWUONA E foul drawn (1)                              |              |           | 1 N'GUESSAN D foul personal (1 - 3)                |
| 12:18     |  |              |           | 4 ALLEYNE N substitution out                       |
| 12:18     |  |              |           | 13 MADDOX D substitution in                        |
| 12:08     | 4 HELLEMS J 3pt FG second chance, jump shot missed       |              |           |  |
| 12:08     | 1 SEABRON D offensive rebound (4)                        |              |           |  |
| 11:57     | 3 HAYES C foul drawn (3)                                 |              |           | 1 N'GUESSAN D foul shooting (2 - 4)                |
| 11:57     | Timeout media  |              |           |  |
| 11:57     | 3 HAYES C free throw 1 - 2 missed                        |              |           |  |
| 11:57     | offensive dead ball rebound (1)                          |              |           |  |
| 11:57     | 3 HAYES C free throw 2 - 2 missed                        |              |           |  |
| 11:55     |  |              |           | 0 CATTOOR H defensive rebound (2)                  |
| 11:26     | 4 HELLEMS J steal (1)                                    |              |           | 5 MURPHY S turnover bad pass (2)                   |
| 11:16     | 0 SMITH T 3pt FG from turnover, jump shot missed         |              |           |  |
| 11:11     |  |              |           | 25 MUTTS J defensive rebound (6)                   |
| 10:48     |  | <b>41-50</b> | <b>-9</b> | 1 N'GUESSAN D 2pt FG in the paint, dunk, made (4)  |
| 10:48     |  |              |           | 25 MUTTS J assist (3)                              |
| 10:20     | 0 SMITH T 2pt FG in the paint, layup blocked             |              |           |  |
| 10:20     |  |              |           | 25 MUTTS J block (2)                               |
| 10:14     | 21 DOWUONA E offensive rebound (3)                       |              |           |  |
| 10:10     | 0 SMITH T 3pt FG second chance, jump shot made (14)      | <b>44-50</b> | <b>-6</b> |  |
| 10:10     | 3 HAYES C assist (3)                                     |              |           |  |
| 10:03     |  |              |           | 13 MADDOX D substitution out                       |
| 10:03     |  |              |           | 4 ALLEYNE N substitution in                        |
| 10:03     | 3 HAYES C foul class A technical (1 - 2)                 |              |           |  |
| 10:03     |  | <b>44-51</b> | <b>-7</b> | 4 ALLEYNE N free throw fast break 1 - 2 made (9)   |
| 10:03     |  |              |           | 4 ALLEYNE N free throw fast break 2 - 2 missed     |
| 10:03     |  |              |           | offensive dead ball rebound (1)                    |
| 09:53     |  | <b>44-53</b> | <b>-9</b> | 25 MUTTS J 2pt FG in the paint, layup made (11)    |
| 09:27     | 1 SEABRON D 2pt FG in the paint, layup missed            |              |           |  |
| 09:23     |  |              |           | 1 N'GUESSAN D defensive rebound (3)                |



Virginia Tech at NC State

01/19/22 PNC Arena, Raleigh  
2021-22 Men's Basketball

Game Time: 7:00 PM  
Game Duration: 1:59  
Attendance: 13,286

Officials: Jeffrey Anderson, Tony Henderson, Keith Kimble

| Game Time | ST   | Score | Diff | VT  |
|-----------|--|-------|------|---|
| 09:02     |  |       |      | 5 MURPHY S 3pt FG , jump shot missed                  |
| 08:54     | 0 SMITH T defensive rebound (1)                                |       |      |   |
| 08:53     | 0 SMITH T 2pt FG in the paint, layup missed                    |       |      |   |
| 08:48     |  |       |      | 4 ALLEYNE N defensive rebound (4)                     |
| 08:42     | 21 DOWUONA E foul drawn (2)                                    |       |      | 25 MUTTS J foul offensive (2 - 5)                     |
| 08:42     |  |       |      | 25 MUTTS J turnover offensive (4)                     |
| 08:24     | 3 HAYES C substitution out                                     |       |      |   |
| 08:24     | 14 MORSELL C substitution in                                   |       |      |   |
| 08:24     |  |       |      | 4 ALLEYNE N substitution out                          |
| 08:24     |  |       |      | 13 MADDOX D substitution in                           |
| 08:20     | 4 HELLEMS J 2pt FG from turnover in the paint, layup made (10) | 46-53 | -7   |   |
| 08:04     | 14 MORSELL C foul personal (1 - 3)                             |       |      | 5 MURPHY S foul drawn (2)                             |
| 08:04     |  |       |      | 5 MURPHY S substitution out                           |
| 08:04     |  |       |      | 3 PEDULLA S substitution in                           |
| 07:45     |  | 46-55 | -9   | 1 N'GUESSAN D 2pt FG in the paint, hook shot made (6) |
| 07:21     | Timeout media  |       |      |   |
| 07:19     | 1 SEABRON D foul drawn (4)                                     |       |      | 0 CATTOOR H foul personal (3 - 6)                     |
| 07:19     |  |       |      | 0 CATTOOR H substitution out                          |
| 07:19     |  |       |      | 25 MUTTS J substitution out                           |
| 07:19     |  |       |      | 4 ALLEYNE N substitution in                           |
| 07:19     |  |       |      | 22 ALUMA K substitution in                            |
| 07:11     | 21 DOWUONA E 2pt FG in the paint, hook shot missed             |       |      |   |
| 07:08     |  |       |      | 22 ALUMA K defensive rebound (9)                      |
| 06:52     | 0 SMITH T steal (3)  |       |      | 3 PEDULLA S turnover bad pass (1)                     |
| 06:41     | 4 HELLEMS J foul drawn (2)                                     |       |      | 13 MADDOX D foul shooting (1 - 7)                     |
| 06:41     | 4 HELLEMS J free throw 1 - 2 made (11)                         | 47-55 | -8   |   |
| 06:41     |  |       |      | 1 N'GUESSAN D substitution out                        |
| 06:41     |  |       |      | 3 PEDULLA S substitution out                          |
| 06:41     |  |       |      | 13 MADDOX D substitution out                          |
| 06:41     |  |       |      | 0 CATTOOR H substitution in                           |
| 06:41     |  |       |      | 5 MURPHY S substitution in                            |
| 06:41     |  |       |      | 25 MUTTS J substitution in                            |
| 06:41     | 4 HELLEMS J free throw 2 - 2 made (12)                         | 48-55 | -7   |   |
| 06:22     |  |       |      | 5 MURPHY S 3pt FG , jump shot missed                  |
| 06:19     | 1 SEABRON D defensive rebound (5)                              |       |      |   |
| 06:15     | 1 SEABRON D 2pt FG fast break in the paint, layup made (7)     | 50-55 | -5   |   |
| 05:40     |  |       |      | 5 MURPHY S 3pt FG , jump shot missed                  |
| 05:37     | 21 DOWUONA E defensive rebound (4)                             |       |      |   |
| 05:33     | 4 HELLEMS J 3pt FG fast break, jump shot made (15)             | 53-55 | -2   |   |
| 05:33     | 1 SEABRON D assist (4)   |       |      |   |
| 05:31     |  |       |      | Timeout 60 Sec  |
| 05:06     |  |       |      | 5 MURPHY S 2pt FG in the paint, layup missed          |
| 05:03     | 21 DOWUONA E defensive rebound (5)                             |       |      |   |
| 04:39     | 1 SEABRON D foul drawn (5)                                     |       |      | 5 MURPHY S foul personal (3 - 8)                      |
| 04:39     | 1 SEABRON D 1&1 free throw 1 missed                            |       |      |   |
| 04:39     |  |       |      | 0 CATTOOR H defensive rebound (3)                     |
| 04:14     |  |       |      | 4 ALLEYNE N 3pt FG , jump shot missed                 |
| 04:12     |  |       |      | 25 MUTTS J offensive rebound (7)                      |



**Virginia Tech at NC State**

01/19/22 PNC Arena, Raleigh  
2021-22 Men's Basketball

**Game Time:** 7:00 PM  
**Game Duration:** 1:59  
**Attendance:** 13,286

**Officials:** Jeffrey Anderson, Tony Henderson, Keith Kimble

| Game Time | ST   | Score        | Diff      | VT  |
|-----------|--|--------------|-----------|---|
| 04:09     |  | <b>53-57</b> | <b>-4</b> | 25 MUTTS J 2pt FG second chance in the paint, layup made (13)   |
| 03:55     | 1 SEABRON D 2pt FG in the paint, jump shot missed                                    |              |           |   |
| 03:53     |  |              |           | 4 ALLEYNE N defensive rebound (5)                               |
| 03:55     | 0 SMITH T foul personal (3 - 4)  |              |           | 4 ALLEYNE N foul drawn (1)                                      |
| 03:55     | Timeout media  |              |           |   |
| 03:24     |  |              |           | 4 ALLEYNE N 2pt FG in the paint, jump shot missed               |
| 03:24     |  |              |           | 25 MUTTS J offensive rebound (8)                                |
| 03:24     | 4 HELLEMS J foul personal (2 - 5)  |              |           | 25 MUTTS J foul drawn (3)                                       |
| 03:09     |  |              |           | 22 ALUMA K 2pt FG second chance in the paint, layup missed      |
| 03:06     | 14 MORSELL C defensive rebound (4)   |              |           |   |
| 02:54     | 0 SMITH T 3pt FG , jump shot missed  |              |           |   |
| 02:50     |  |              |           | 22 ALUMA K defensive rebound (10)                               |
| 02:24     |  |              |           | 25 MUTTS J 2pt FG in the paint, layup missed                    |
| 02:23     |  |              |           | 25 MUTTS J offensive rebound (9)                                |
| 02:23     | 1 SEABRON D foul personal (1 - 6)  |              |           | 25 MUTTS J foul drawn (4)                                       |
| 02:16     |  | <b>53-60</b> | <b>-7</b> | 5 MURPHY S 3pt FG second chance, jump shot made (5)             |
| 02:16     |  |              |           | 25 MUTTS J assist (4)   |
| 02:03     | 1 SEABRON D foul offensive (2 - 7)   |              |           | 5 MURPHY S foul drawn (3)                                       |
| 02:03     | 1 SEABRON D turnover offensive (5)   |              |           |   |
| 02:03     | Timeout 30 Sec   |              |           |   |
| 02:01     |  |              |           | 4 ALLEYNE N turnover travel (2)                                 |
| 01:51     | 14 MORSELL C 3pt FG from turnover, jump shot missed                                  |              |           |   |
| 01:48     |  |              |           | 4 ALLEYNE N defensive rebound (6)                               |
| 01:45     | 14 MORSELL C steal (3)   |              |           | 4 ALLEYNE N turnover bad pass (3)                               |
| 01:45     | 14 MORSELL C foul drawn (1)  |              |           | 4 ALLEYNE N foul shooting (2 - 9)                               |
| 01:45     | 14 MORSELL C 1&1 free throw 1 missed   |              |           |   |
| 01:42     | offensive rebound (25)   |              |           |   |
| 01:36     | 1 SEABRON D 2pt FG from turnover second chance outside the paint, jump shot made (9) | <b>55-60</b> | <b>-5</b> |   |
| 01:19     | 1 SEABRON D steal (1)  |              |           | 4 ALLEYNE N turnover lost ball (4)                              |
| 01:15     | 1 SEABRON D 2pt FG fast break from turnover in the paint, dunk, made (11)            | <b>57-60</b> | <b>-3</b> |   |
| 01:06     | 1 SEABRON D steal (2)  |              |           | 4 ALLEYNE N turnover lost ball (5)                              |
| 01:00     | turnover 10 sec back court (9)   |              |           |   |
| 00:45     |  |              |           | 25 MUTTS J 2pt FG from turnover in the paint, jump shot blocked |
| 00:45     | 4 HELLEMS J block (1)  |              |           |   |
| 00:36     |  |              |           | 5 MURPHY S offensive rebound (2)                                |
| 00:42     |  |              |           | turnover shot clock (17)  |
| 00:42     |  |              |           | Timeout 30 Sec  |
| 00:35     |  |              |           | 4 ALLEYNE N substitution out                                    |
| 00:35     |  |              |           | 3 PEDULLA S substitution in                                     |
| 00:35     | 1 SEABRON D 2pt FG from turnover in the paint, layup blocked                         |              |           |   |
| 00:35     |  |              |           | 22 ALUMA K block (1)  |
| 00:35     | offensive rebound (26)   |              |           |   |
| 00:21     | 1 SEABRON D 2pt FG from turnover second chance in the paint, layup made (13)         | <b>59-60</b> | <b>-1</b> |   |
| 00:20     | Timeout 30 Sec   |              |           |   |
| 00:12     | 0 SMITH T foul personal (4 - 8)  |              |           | 3 PEDULLA S foul drawn (2)                                      |
| 00:12     |  | <b>59-61</b> | <b>-2</b> | 3 PEDULLA S 1&1 free throw 1 made (6)                           |



Official Basketball Play by Play - Second Half

### Virginia Tech at NC State

01/19/22 PNC Arena, Raleigh  
2021-22 Men's Basketball

Game Time: 7:00 PM

Game Duration: 1:59

Attendance: 13,286

Officials: Jeffrey Anderson, Tony Henderson, Keith Kimble

| Game Time          | ST                                  | Score | Diff | VT                                    |
|--------------------|-------------------------------------|-------|------|---------------------------------------|
| 00:12              |                                     | 59-62 | -3   | 3 PEDULLA S 1&1 free throw 2 made (7) |
| 00:12              |                                     |       |      | 5 MURPHY S substitution out           |
| 00:12              |                                     |       |      | 1 N'GUESSAN D substitution in         |
| 00:08              | Timeout 60 Sec                      |       |      |                                       |
| 00:08              | 21 DOWUONA E substitution out       |       |      |                                       |
| 00:08              | 5 ALLEN T substitution in           |       |      |                                       |
| 00:08              |                                     |       |      | Timeout 60 Sec                        |
| 00:08              |                                     |       |      | 3 PEDULLA S substitution out          |
| 00:08              |                                     |       |      | 4 ALLEYNE N substitution in           |
| 00:00              | 0 SMITH T 3pt FG , jump shot missed |       |      |                                       |
| 00:00              |                                     |       |      | 22 ALUMA K defensive rebound (11)     |
| <b>END OF GAME</b> |                                     |       |      |                                       |
| <b>ST 59-62 VT</b> |                                     |       |      |                                       |



Virginia Tech at NC State

01/19/22 PNC Arena, Raleigh  
2021-22 Men's Basketball

Game Time: 7:00 PM  
Game Duration: 1:59  
Attendance: 13,286

Officials: Jeffrey Anderson, Tony Henderson, Keith Kimble

Virginia Tech - 27

| NO.           | Name            | Min     | FG    |      |     | Rebounds |    |     | Fouls |    | TP | AS | TO | ST | Blocks |    | +/- |
|---------------|-----------------|---------|-------|------|-----|----------|----|-----|-------|----|----|----|----|----|--------|----|-----|
|               |                 |         | M-A   | M-A  | M-A | OR       | DR | TOT | PF    | FD |    |    |    |    | BS     | BA |     |
| 22            | Keve Aluma      | F 14:41 | 2-3   | 0-0  | 0-0 | 0        | 3  | 3   | 1     | 0  | 4  | 0  | 2  | 0  | 1      | 0  | -13 |
| 25            | Justyn Mutts    | F 19:22 | 3-5   | 1-1  | 0-0 | 4        | 2  | 6   | 1     | 3  | 7  | 3  | 2  | 0  | 1      | 1  | -10 |
| 0             | Hunter Cattoor  | G 19:22 | 1-2   | 1-2  | 0-0 | 0        | 3  | 3   | 1     | 0  | 3  | 0  | 0  | 0  | 0      | 0  | -10 |
| 4             | Nahiem Alleyne  | G 16:13 | 1-6   | 1-4  | 1-2 | 0        | 3  | 3   | 2     | 1  | 4  | 0  | 4  | 0  | 0      | 0  | -10 |
| 5             | Storm Murphy    | G 18:25 | 1-5   | 1-4  | 0-0 | 1        | 0  | 1   | 1     | 2  | 3  | 2  | 2  | 1  | 0      | 0  | -12 |
| 21            | John Ojiako     | 00:00   | 0-0   | 0-0  | 0-0 | 0        | 0  | 0   | 0     | 0  | 0  | 0  | 0  | 0  | 0      | 0  | 0   |
| 1             | David N'Guessan | 06:09   | 2-2   | 0-0  | 0-0 | 0        | 1  | 1   | 2     | 0  | 4  | 0  | 0  | 0  | 0      | 0  | 1   |
| 13            | Darius Maddox   | 03:58   | 0-0   | 0-0  | 0-0 | 0        | 0  | 0   | 1     | 0  | 0  | 0  | 0  | 0  | 0      | 0  | -2  |
| 3             | Sean Pedulla    | 01:50   | 0-0   | 0-0  | 2-2 | 0        | 0  | 0   | 0     | 1  | 2  | 0  | 1  | 0  | 0      | 0  | 1   |
| Team          |                 |         |       |      |     | 0        | 0  | 0   |       |    | 0  |    | 1  |    |        |    |     |
| <b>Totals</b> |                 |         | 10-23 | 4-11 | 3-4 | 5        | 12 | 17  | 9     | 7  | 27 | 5  | 12 | 1  | 2      | 1  | -11 |

| Shooting By Period  |       |       |
|---------------------|-------|-------|
| 2 <sup>nd</sup> FG% | 10-23 | 43.5% |
| 3PT%                | 4-11  | 36.4% |
| FT%                 | 3-4   | 75%   |
| GM FG%              | 10-23 | 43.5% |
| 3PT%                | 4-11  | 36.4% |
| FT%                 | 3-4   | 75.0% |

Dead Ball Rebounds: 1, 0

Technical Fouls::NONE

NC State - 38

| NO.           | Name             | Min     | FG    |      |     | Rebounds |    |     | Fouls |    | TP | AS | TO | ST | Blocks |    | +/- |
|---------------|------------------|---------|-------|------|-----|----------|----|-----|-------|----|----|----|----|----|--------|----|-----|
|               |                  |         | M-A   | M-A  | M-A | OR       | DR | TOT | PF    | FD |    |    |    |    | BS     | BA |     |
| 4             | Jericole Hellems | F 20:00 | 5-7   | 1-3  | 2-2 | 0        | 1  | 1   | 1     | 1  | 13 | 2  | 0  | 1  | 1      | 0  | 11  |
| 21            | Ebenezer Dowuona | F 19:51 | 1-2   | 0-0  | 0-0 | 3        | 2  | 5   | 0     | 2  | 2  | 0  | 0  | 0  | 0      | 0  | 11  |
| 0             | Terquavion Smith | G 20:00 | 4-10  | 4-8  | 0-0 | 0        | 1  | 1   | 3     | 1  | 12 | 0  | 0  | 2  | 0      | 1  | 11  |
| 1             | Dereon Seabron   | G 20:00 | 4-8   | 0-0  | 0-1 | 1        | 2  | 3   | 2     | 2  | 8  | 3  | 2  | 2  | 0      | 1  | 11  |
| 5             | Thomas Allen     | G 00:09 | 0-0   | 0-0  | 0-0 | 0        | 0  | 0   | 0     | 0  | 0  | 0  | 0  | 0  | 0      | 0  | 0   |
| 3             | Cam Hayes        | 05:13   | 0-1   | 0-1  | 0-2 | 0        | 1  | 1   | 1     | 2  | 0  | 1  | 0  | 1  | 0      | 0  | -2  |
| 14            | Casey Morsell    | 14:47   | 1-3   | 1-2  | 0-1 | 1        | 1  | 2   | 1     | 1  | 3  | 0  | 0  | 2  | 0      | 0  | 13  |
| Team          |                  |         |       |      |     | 2        | 0  | 2   |       |    | 0  |    | 1  |    |        |    |     |
| <b>Totals</b> |                  |         | 15-31 | 6-14 | 2-6 | 7        | 8  | 15  | 8     | 9  | 38 | 6  | 3  | 8  | 1      | 2  | 11  |

| Shooting By Period  |       |       |
|---------------------|-------|-------|
| 2 <sup>nd</sup> FG% | 15-31 | 48.4% |
| 3PT%                | 6-14  | 42.9% |
| FT%                 | 2-6   | 33.3% |
| GM FG%              | 15-31 | 48.4% |
| 3PT%                | 6-14  | 42.9% |
| FT%                 | 2-6   | 33.3% |

Dead Ball Rebounds: 1, 0

Technical Fouls:Hayes 2<sup>nd</sup>10:03

|                  | VT                         | ST                        |
|------------------|----------------------------|---------------------------|
| Biggest lead     | 14 (2 <sup>nd</sup> 19:46) | 0 (1 <sup>st</sup> 20:00) |
| Best Scoring Run | 5(2 <sup>nd</sup> 10:48)   | 7(2 <sup>nd</sup> 5:33)   |
| Lead Changes     | 0                          |                           |
| Times Tied       | 0                          |                           |
| Time with Lead   | 19:46                      | 00:00                     |

| Points from   | VT | ST |
|---------------|----|----|
| Turnovers     | 0  | 16 |
| Paint         | 10 | 12 |
| Second Chance | 5  | 9  |
| Fast Breaks   | 3  | 13 |
| Bench         | 6  | 3  |

|    | Period by Period Scoring |     |     |
|----|--------------------------|-----|-----|
|    | 1st                      | 2nd | TOT |
| VT | 35                       | 27  | 62  |
| ST | 21                       | 38  | 59  |



**Virginia Tech at NC State**

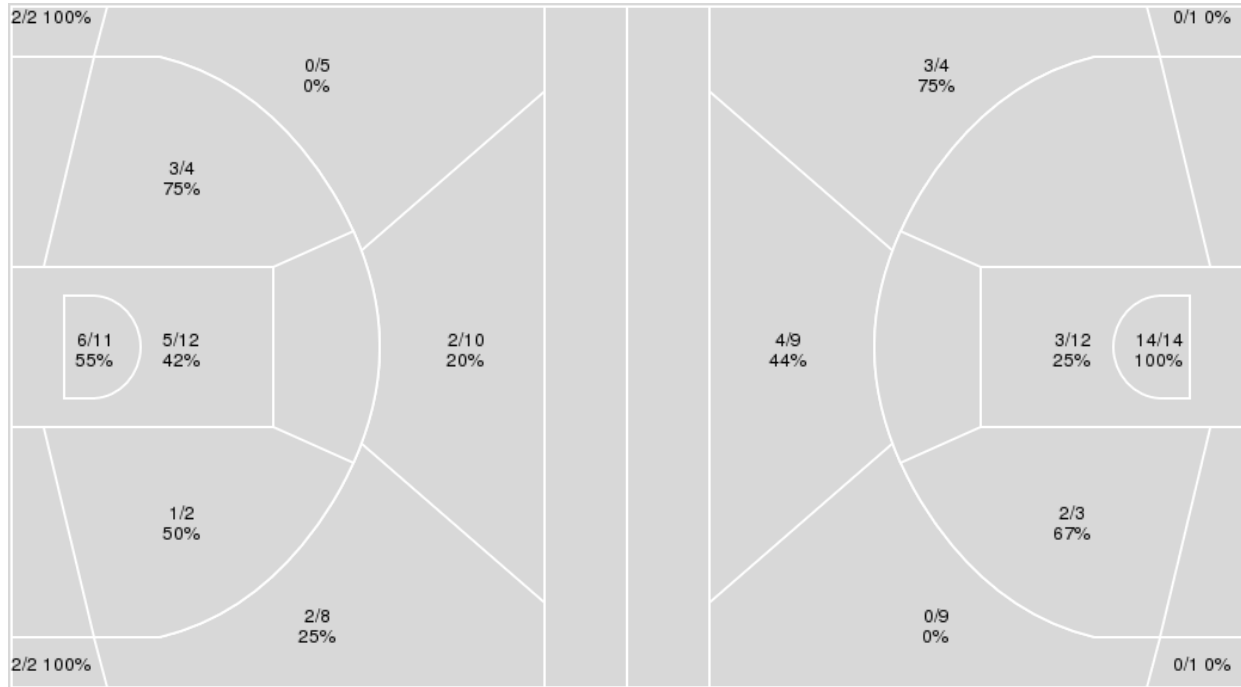
01/19/22 PNC Arena, Raleigh  
2021-22 Men's Basketball

**Officials:** Jeffrey Anderson, Tony Henderson, Keith Kimble

{ Players => 0, 1, 3, 4, 5, 10, 11, 12, 14, 15, 20, 21, 23, 24; } FG Types => All; Results => All;  
=> All; Results => All;

**NC State**

**Virginia Tech**



| NC State    | M/A   | %  |
|-------------|-------|----|
| Field Goals | 23/56 | 41 |
| 2 Points    | 15/29 | 52 |
| 3 Points    | 8/27  | 30 |
| Free Throws | 5/9   | 56 |

| Virginia Tech | M/A   | %  |
|---------------|-------|----|
| Field Goals   | 26/53 | 49 |
| 2 Points      | 19/29 | 66 |
| 3 Points      | 7/24  | 29 |
| Free Throws   | 3/4   | 75 |



**Virginia Tech at NC State**

01/19/22 PNC Arena, Raleigh  
2021-22 Men's Basketball

**Game Time:** 7:00 PM  
**Game Duration:** 1:59  
**Attendance:** 13,286

**Officials:** Jeffrey Anderson, Tony Henderson, Keith Kimble

**Virginia Tech**

| No | Name            | Mins  |       | Score   |         | Points Diff |     | Points per Min |      | Assists |     | Rebounds |     | Steals |     | Turnovers |     |
|----|-----------------|-------|-------|---------|---------|-------------|-----|----------------|------|---------|-----|----------|-----|--------|-----|-----------|-----|
|    |                 | On    | Off   | On      | Off     | On          | Off | On             | Off  | On      | Off | On       | Off | On     | Off | On        | Off |
| 0  | Hunter Cattoor  | 35:55 | 04:05 | 58 - 50 | 4 - 9   | 8           | -5  | 1.61           | 0.98 | 13      | 0   | 33       | 4   | 4      | 1   | 15        | 2   |
| 1  | David N'Guessan | 15:47 | 24:13 | 23 - 19 | 39 - 40 | 4           | -1  | 1.46           | 1.61 | 3       | 10  | 16       | 21  | 1      | 4   | 6         | 11  |
| 3  | Sean Pedulla    | 10:31 | 29:29 | 20 - 16 | 42 - 43 | 4           | -1  | 1.90           | 1.42 | 2       | 11  | 10       | 27  | 1      | 4   | 4         | 13  |
| 4  | Nahiem Alleyne  | 32:44 | 07:16 | 49 - 48 | 13 - 11 | 1           | 2   | 1.50           | 1.79 | 10      | 3   | 33       | 4   | 5      | 0   | 16        | 1   |
| 5  | Storm Murphy    | 29:44 | 10:16 | 44 - 45 | 18 - 14 | -1          | 4   | 1.48           | 1.75 | 11      | 2   | 26       | 11  | 4      | 1   | 13        | 4   |
| 13 | Darius Maddox   | 10:54 | 29:06 | 15 - 18 | 47 - 41 | -3          | 6   | 1.38           | 1.62 | 3       | 10  | 8        | 29  | 1      | 4   | 3         | 14  |
| 21 | John Ojiako     | 03:17 | 36:43 | 5 - 5   | 57 - 54 | 0           | 3   | 1.52           | 1.55 | 0       | 13  | 3        | 34  | 1      | 4   | 1         | 16  |
| 22 | Keve Aluma      | 27:39 | 12:21 | 41 - 43 | 21 - 16 | -2          | 5   | 1.48           | 1.70 | 10      | 3   | 27       | 10  | 4      | 1   | 13        | 4   |
| 25 | Justyn Mutts    | 33:29 | 06:31 | 55 - 51 | 7 - 8   | 4           | -1  | 1.64           | 1.07 | 13      | 0   | 29       | 8   | 4      | 1   | 14        | 3   |

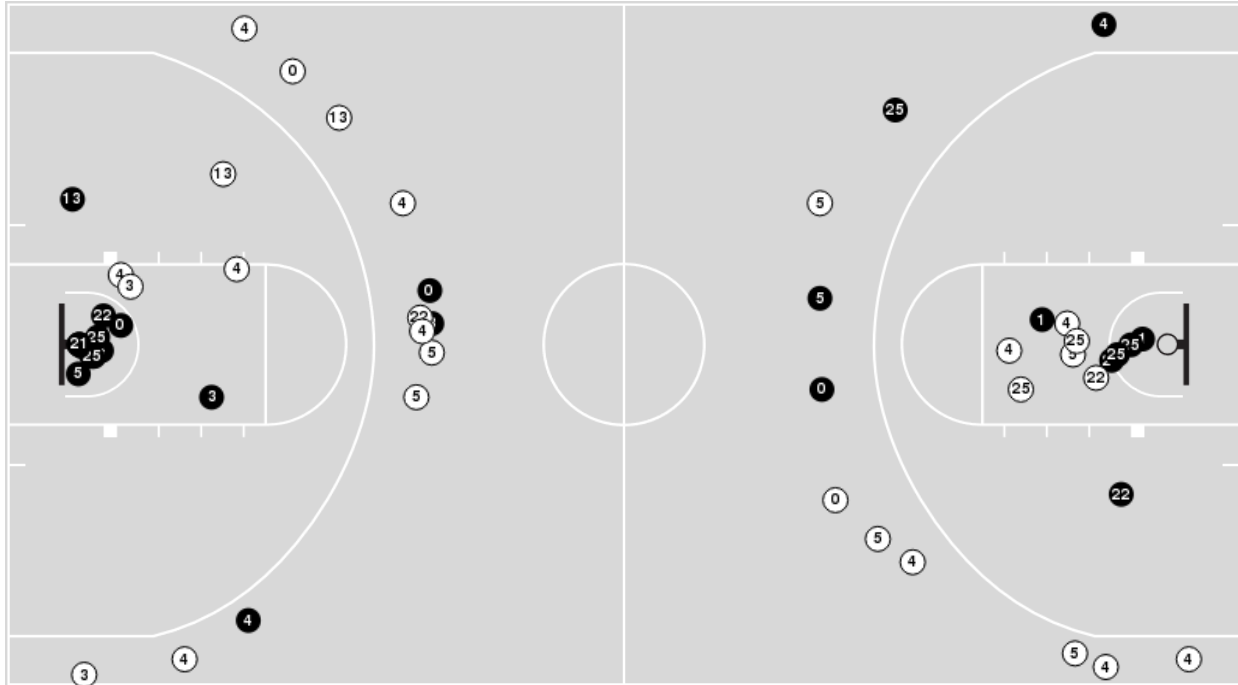
**NC State**

| No | Name             | Mins  |       | Score   |         | Points Diff |     | Points per Min |      | Assists |     | Rebounds |     | Steals |     | Turnovers |     |
|----|------------------|-------|-------|---------|---------|-------------|-----|----------------|------|---------|-----|----------|-----|--------|-----|-----------|-----|
|    |                  | On    | Off   | On      | Off     | On          | Off | On             | Off  | On      | Off | On       | Off | On     | Off | On        | Off |
| 0  | Terquavion Smith | 34:47 | 05:13 | 53 - 56 | 6 - 6   | -3          | 0   | 1.52           | 1.15 | 8       | 2   | 22       | 4   | 10     | 1   | 8         | 1   |
| 1  | Dereon Seabron   | 37:54 | 02:06 | 57 - 60 | 2 - 2   | -3          | 0   | 1.50           | 0.95 | 10      | 0   | 25       | 1   | 11     | 0   | 9         | 0   |
| 3  | Cam Hayes        | 13:27 | 26:33 | 15 - 20 | 44 - 42 | -5          | 2   | 1.12           | 1.66 | 4       | 6   | 10       | 16  | 3      | 8   | 4         | 5   |
| 4  | Jericole Hellems | 37:37 | 02:23 | 56 - 56 | 3 - 6   | 0           | -3  | 1.49           | 1.26 | 10      | 0   | 25       | 1   | 11     | 0   | 7         | 2   |
| 5  | Thomas Allen     | 06:15 | 33:45 | 0 - 13  | 59 - 49 | -13         | 10  | 0.00           | 1.75 | 0       | 10  | 3        | 23  | 1      | 10  | 3         | 6   |
| 10 | Breon Pass       | 04:29 | 35:31 | 5 - 8   | 54 - 54 | -3          | 0   | 1.12           | 1.52 | 0       | 10  | 2        | 24  | 0      | 11  | 2         | 7   |
| 11 | Jaylon Gibson    | 09:05 | 30:55 | 13 - 14 | 46 - 48 | -1          | -2  | 1.43           | 1.49 | 3       | 7   | 6        | 20  | 1      | 10  | 3         | 6   |
| 14 | Casey Morsell    | 25:40 | 14:20 | 50 - 35 | 9 - 27  | 15          | -18 | 1.95           | 0.63 | 8       | 2   | 17       | 9   | 8      | 3   | 3         | 6   |
| 21 | Ebenezer Dowuona | 30:46 | 09:14 | 46 - 48 | 13 - 14 | -2          | -1  | 1.50           | 1.41 | 7       | 3   | 20       | 6   | 10     | 1   | 6         | 3   |

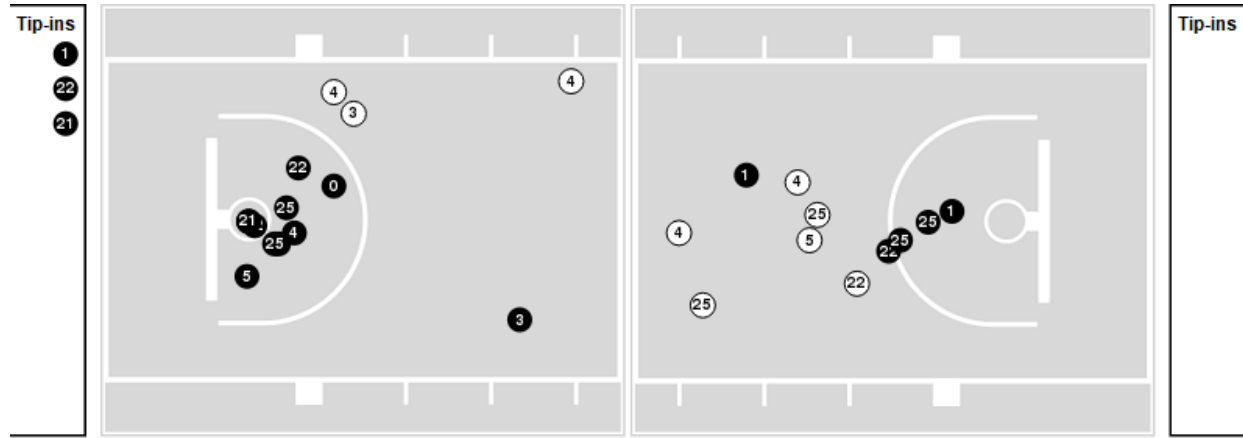


Players => AllFG Types=>AllResults=>All  
**Virginia Tech**

**All Field Goals**



**Blow Up Chart**



● Made ○ Missed N - Player Number

| Virginia Tech | M/A   | %  |
|---------------|-------|----|
| Field Goals   | 26/53 | 49 |
| 2 Points      | 19/29 | 66 |
| 3 Points      | 7/24  | 29 |
| Free Throws   | 3/4   | 75 |

| Virginia Tech        | M/A          | %  |
|----------------------|--------------|----|
| Points in the Paint  | 34 (17 / 26) | 65 |
| Fast Break Points    | 7 (5/6)      | 83 |
| Second Chance Points | 13 (6/8)     | 75 |
| Effective FG%        | 56           |    |



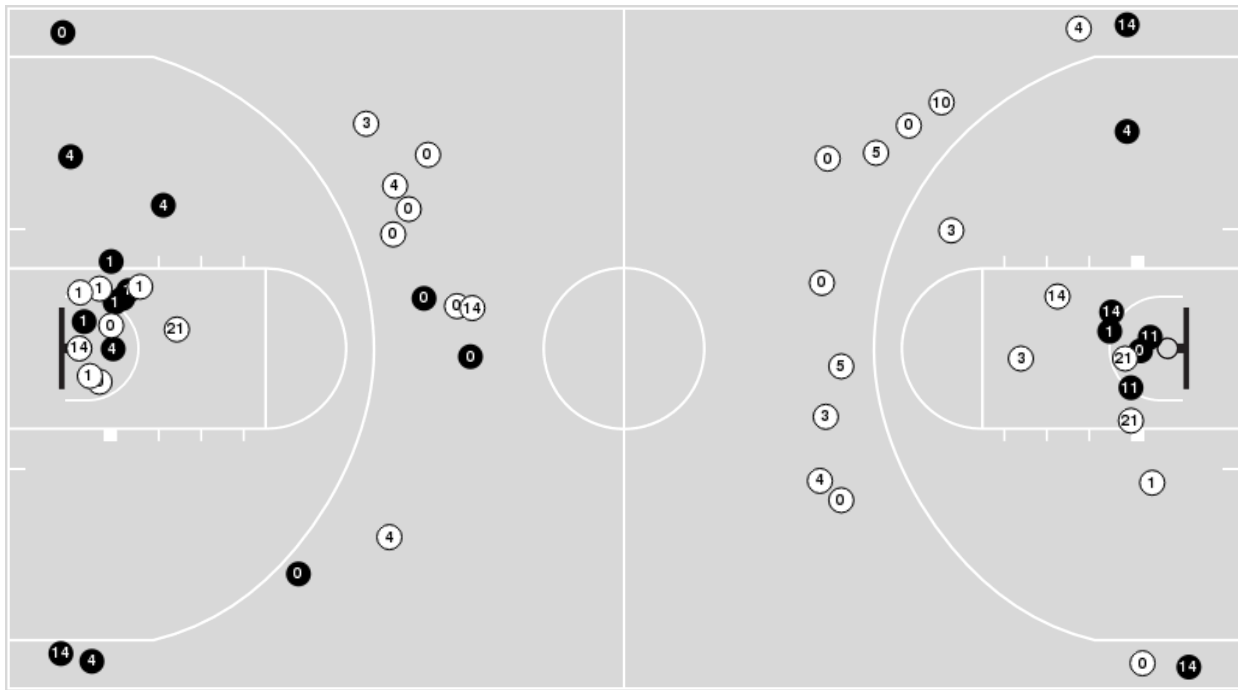


**Officials:** Jeffrey Anderson, Tony Henderson, Keith Kimble

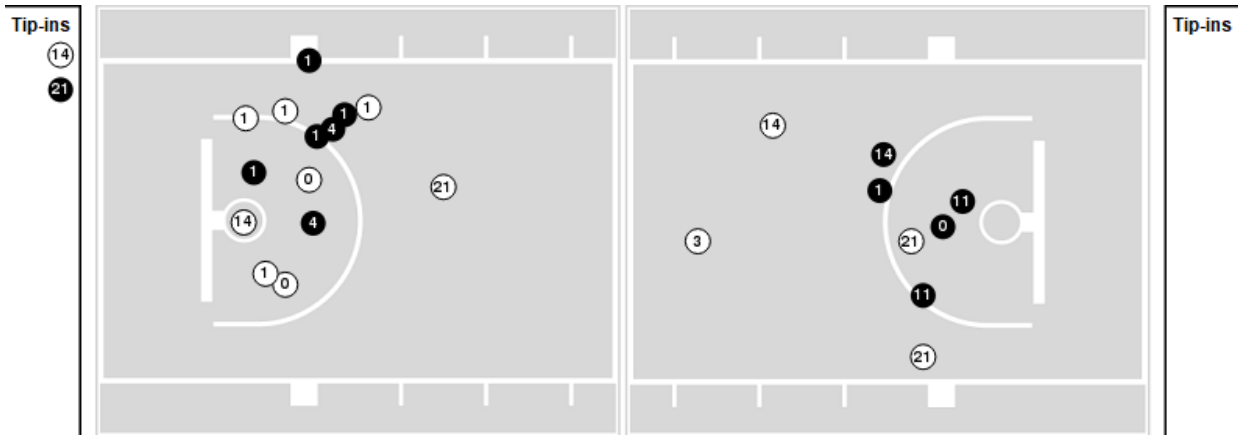
Players => 0, 1, 3, 4, 5, 10, 11, 12, 14, 15, 20, 21, 23, 24FG Types=>AllResults=>All

**NC State**

**All Field Goals**



**Blow Up Chart**



● Made ○ Missed N - Player Number

| NC State    | M/A   | %  |
|-------------|-------|----|
| Field Goals | 23/56 | 41 |
| 2 Points    | 15/29 | 52 |
| 3 Points    | 8/27  | 30 |
| Free Throws | 5/9   | 56 |

| NC State             | M/A          | %  |
|----------------------|--------------|----|
| Points in the Paint  | 22 (11 / 23) | 48 |
| Fast Break Points    | 20 (9/10)    | 90 |
| Second Chance Points | 11 (5/12)    | 42 |
| Effective FG%        | 48           |    |



Virginia Tech at NC State

01/19/22 PNC Arena, Raleigh  
2021-22 Men's Basketball

Game Time: 7:00 PM  
Game Duration: 1:59  
Attendance: 13,286

Officials: Jeffrey Anderson, Tony Henderson, Keith Kimble

Virginia Tech

| Lineup  | Quarter On | Time On | Quarter Off | Time Off | Time on Court | Score | Score Diff | Reb | Stl | Tov | Ass | PPP    |
|---|------------|---------|-------------|----------|---------------|-------|------------|-----|-----|-----|-----|--------|
| 0- Cattoor H/ 4- Alleyne N/ 5- Murphy S/ 22- Aluma K/ 25- Mutts J/      | 1          | 20:00   | 1           | 13:54    | 06:06         | 13-0  | 13         | 7   | 2   | 1   | 5   | 1.4444 |
| 0- Cattoor H/ 1- N'Guessan D/ 3- Pedulla S/ 4- Alleyne N/ 22- Aluma K/  | 1          | 13:54   | 1           | 12:50    | 01:04         | 2-0   | 2          | 1   | 0   | 0   | 0   | 1.0000 |
| 0- Cattoor H/ 1- N'Guessan D/ 3- Pedulla S/ 4- Alleyne N/ 25- Mutts J/  | 1          | 12:50   | 1           | 11:37    | 01:13         | 2-2   | 0          | 2   | 0   | 1   | 0   | 1.0000 |
| 0- Cattoor H/ 1- N'Guessan D/ 3- Pedulla S/ 13- Maddox D/ 21- Ojiako J/ | 1          | 11:37   | 1           | 11:25    | 00:12         | 0-0   | 0          | 0   | 0   | 0   | 0   | 0.0000 |
| 0- Cattoor H/ 1- N'Guessan D/ 5- Murphy S/ 13- Maddox D/ 21- Ojiako J/  | 1          | 11:25   | 1           | 10:40    | 00:45         | 0-0   | 0          | 1   | 0   | 0   | 0   | 0.0000 |
| 4- Alleyne N/ 5- Murphy S/ 13- Maddox D/ 22- Aluma K/ 25- Mutts J/      | 1          | 10:40   | 1           | 08:41    | 01:59         | 2-4   | -2         | 1   | 1   | 0   | 0   | 1.0000 |
| 0- Cattoor H/ 4- Alleyne N/ 5- Murphy S/ 22- Aluma K/ 25- Mutts J/      | 1          | 08:41   | 1           | 06:24    | 02:17         | 4-4   | 0          | 2   | 0   | 1   | 1   | 1.3333 |
| 0- Cattoor H/ 1- N'Guessan D/ 4- Alleyne N/ 5- Murphy S/ 22- Aluma K/   | 1          | 06:24   | 1           | 06:12    | 00:12         | 0-0   | 0          | 0   | 0   | 0   | 0   | 0.0000 |
| 0- Cattoor H/ 1- N'Guessan D/ 3- Pedulla S/ 4- Alleyne N/ 22- Aluma K/  | 1          | 06:12   | 1           | 04:52    | 01:20         | 0-2   | -2         | 3   | 0   | 1   | 0   | 0.0000 |
| 0- Cattoor H/ 1- N'Guessan D/ 3- Pedulla S/ 4- Alleyne N/ 21- Ojiako J/ | 1          | 04:52   | 1           | 04:00    | 00:52         | 3-1   | 2          | 0   | 1   | 0   | 0   | 3.0000 |
| 0- Cattoor H/ 1- N'Guessan D/ 3- Pedulla S/ 13- Maddox D/ 25- Mutts J/  | 1          | 04:00   | 1           | 01:28    | 02:32         | 7-4   | 3          | 1   | 0   | 0   | 2   | 1.7500 |
| 1- N'Guessan D/ 3- Pedulla S/ 4- Alleyne N/ 13- Maddox D/ 21- Ojiako J/ | 1          | 01:28   | 2           | 20:00    | 01:28         | 2-4   | -2         | 2   | 0   | 1   | 0   | 1.0000 |
| 0- Cattoor H/ 4- Alleyne N/ 5- Murphy S/ 22- Aluma K/ 25- Mutts J/      | 2          | 20:00   | 2           | 12:38    | 07:22         | 13-20 | -7         | 3   | 1   | 4   | 3   | 1.0833 |
| 0- Cattoor H/ 1- N'Guessan D/ 4- Alleyne N/ 5- Murphy S/ 25- Mutts J/   | 2          | 12:38   | 2           | 12:18    | 00:20         | 0-0   | 0          | 0   | 0   | 0   | 0   | 0.0000 |
| 0- Cattoor H/ 1- N'Guessan D/ 5- Murphy S/ 13- Maddox D/ 25- Mutts J/   | 2          | 12:18   | 2           | 10:03    | 02:15         | 2-3   | -1         | 2   | 0   | 1   | 1   | 1.0000 |
| 0- Cattoor H/ 1- N'Guessan D/ 4- Alleyne N/ 5- Murphy S/ 25- Mutts J/   | 2          | 10:03   | 2           | 08:24    | 01:39         | 3-0   | 3          | 2   | 0   | 1   | 0   | 0.7732 |
| 0- Cattoor H/ 1- N'Guessan D/ 5- Murphy S/ 13- Maddox D/ 25- Mutts J/   | 2          | 08:24   | 2           | 08:04    | 00:20         | 0-2   | -2         | 0   | 0   | 0   | 0   | 0.0000 |
| 0- Cattoor H/ 1- N'Guessan D/ 3- Pedulla S/ 13- Maddox D/ 25- Mutts J/  | 2          | 08:04   | 2           | 07:19    | 00:45         | 2-0   | 2          | 0   | 0   | 0   | 0   | 2.0000 |
| 1- N'Guessan D/ 3- Pedulla S/ 4- Alleyne N/ 13- Maddox D/ 22- Aluma K/  | 2          | 07:19   | 2           | 06:41    | 00:38         | 0-1   | -1         | 1   | 0   | 1   | 0   | 0.0000 |
| 0- Cattoor H/ 4- Alleyne N/ 5- Murphy S/ 22- Aluma K/ 25- Mutts J/      | 2          | 06:41   | 2           | 00:35    | 06:05         | 5-10  | -5         | 8   | 0   | 5   | 1   | 0.4545 |
| 0- Cattoor H/ 3- Pedulla S/ 5- Murphy S/ 22- Aluma K/ 25- Mutts J/      | 2          | 00:35   | 2           | 00:12    | 00:24         | 2-2   | 0          | 0   | 0   | 0   | 0   | 2.2727 |
| 0- Cattoor H/ 1- N'Guessan D/ 3- Pedulla S/ 22- Aluma K/ 25- Mutts J/   | 2          | 00:12   | 2           | 00:08    | 00:03         | 0-0   | 0          | 0   | 0   | 0   | 0   | 0.0000 |
| 0- Cattoor H/ 1- N'Guessan D/ 4- Alleyne N/ 22- Aluma K/ 25- Mutts J/   | 2          | 00:08   | 2           | 00:00    | 00:09         | 0-0   | 0          | 1   | 0   | 0   | 0   | 0.0000 |



**Virginia Tech at NC State**

01/19/22 PNC Arena, Raleigh  
2021-22 Men's Basketball

**Game Time:** 7:00 PM  
**Game Duration:** 1:59  
**Attendance:** 13,286

**Officials:** Jeffrey Anderson, Tony Henderson, Keith Kimble

**NC State**

| Lineup  | Quarter On | Time On | Quarter Off | Time Off | Time on Court | Score | Score Diff | Reb | Stl | Tov | Ass | PPP    |
|---|------------|---------|-------------|----------|---------------|-------|------------|-----|-----|-----|-----|--------|
| 0- Smith T/ 1- Seabron D/ 4- Hellems J/ 5- Allen T/ 21- Dowuona E/    | 1          | 20:00   | 1           | 13:54    | 06:06         | 0-13  | -13        | 3   | 1   | 3   | 0   | 0.0000 |
| 1- Seabron D/ 3- Hayes C/ 4- Hellems J/ 14- Morsell C/ 21- Dowuona E/ | 1          | 13:54   | 1           | 12:50    | 01:04         | 0-2   | -2         | 1   | 0   | 0   | 0   | 0.0000 |
| 1- Seabron D/ 3- Hayes C/ 4- Hellems J/ 11- Gibson J/ 14- Morsell C/  | 1          | 12:50   | 1           | 08:41    | 04:09         | 6-4   | 2          | 3   | 1   | 1   | 2   | 1.0000 |
| 0- Smith T/ 1- Seabron D/ 4- Hellems J/ 14- Morsell C/ 21- Dowuona E/ | 1          | 08:41   | 1           | 07:40    | 01:01         | 2-2   | 0          | 1   | 1   | 0   | 0   | 2.0000 |
| 0- Smith T/ 4- Hellems J/ 10- Pass B/ 14- Morsell C/ 21- Dowuona E/   | 1          | 07:40   | 1           | 06:24    | 01:16         | 2-2   | 0          | 0   | 0   | 0   | 0   | 2.0000 |
| 0- Smith T/ 4- Hellems J/ 10- Pass B/ 11- Gibson J/ 14- Morsell C/    | 1          | 06:24   | 1           | 06:12    | 00:12         | 0-0   | 0          | 1   | 0   | 0   | 0   | 0.0000 |
| 0- Smith T/ 3- Hayes C/ 4- Hellems J/ 10- Pass B/ 11- Gibson J/       | 1          | 06:12   | 1           | 05:34    | 00:38         | 0-0   | 0          | 0   | 0   | 0   | 0   | 0.0000 |
| 0- Smith T/ 1- Seabron D/ 3- Hayes C/ 10- Pass B/ 11- Gibson J/       | 1          | 05:34   | 1           | 03:11    | 02:23         | 3-6   | -3         | 1   | 0   | 2   | 0   | 0.6757 |
| 0- Smith T/ 1- Seabron D/ 4- Hellems J/ 11- Gibson J/ 14- Morsell C/  | 1          | 03:11   | 1           | 01:28    | 01:43         | 4-4   | 0          | 1   | 0   | 0   | 1   | 1.6393 |
| 0- Smith T/ 1- Seabron D/ 4- Hellems J/ 14- Morsell C/ 21- Dowuona E/ | 1          | 01:28   | 2           | 13:37    | 07:51         | 21-12 | 9          | 4   | 2   | 0   | 4   | 2.0115 |
| 0- Smith T/ 1- Seabron D/ 3- Hayes C/ 4- Hellems J/ 21- Dowuona E/    | 2          | 13:37   | 2           | 08:24    | 05:13         | 6-8   | -2         | 5   | 2   | 1   | 2   | 0.8721 |
| 0- Smith T/ 1- Seabron D/ 4- Hellems J/ 14- Morsell C/ 21- Dowuona E/ | 2          | 08:24   | 2           | 00:08    | 08:15         | 15-9  | 6          | 6   | 4   | 2   | 1   | 1.1755 |
| 0- Smith T/ 1- Seabron D/ 4- Hellems J/ 5- Allen T/ 14- Morsell C/    | 2          | 00:08   | 2           | 00:00    | 00:09         | 0-0   | 0          | 0   | 0   | 0   | 0   | 0.0000 |



**Virginia Tech at NC State**

01/19/22 PNC Arena, Raleigh  
2021-22 Men's Basketball

**Game Time:** 7:00 PM  
**Game Duration:** 1:59  
**Attendance:** 13,286

**Officials:** Jeffrey Anderson, Tony Henderson, Keith Kimble

**Virginia Tech**

| Lineup  | Time  | Score | Score Diff | Pts/Min | Reb | Stl | Tov | Ass | PPP    |
|---|-------|-------|------------|---------|-----|-----|-----|-----|--------|
| 0- Cattoor H/ 4- Alleyne N/ 5- Murphy S/ 22- Aluma K/ 25- Mutts J/      | 21:50 | 35-34 | 1          | 1.6031  | 20  | 3   | 11  | 10  | 1.0000 |
| 0- Cattoor H/ 1- N'Guessan D/ 3- Pedulla S/ 13- Maddox D/ 25- Mutts J/  | 03:17 | 9-4   | 5          | 2.7411  | 1   | 0   | 0   | 2   | 1.8000 |
| 0- Cattoor H/ 1- N'Guessan D/ 5- Murphy S/ 13- Maddox D/ 25- Mutts J/   | 02:35 | 2-5   | -3         | 0.7742  | 2   | 0   | 1   | 1   | 1.0000 |
| 0- Cattoor H/ 1- N'Guessan D/ 3- Pedulla S/ 4- Alleyne N/ 22- Aluma K/  | 02:24 | 2-2   | 0          | 0.8333  | 4   | 0   | 1   | 0   | 0.5000 |
| 4- Alleyne N/ 5- Murphy S/ 13- Maddox D/ 22- Aluma K/ 25- Mutts J/      | 01:59 | 2-4   | -2         | 1.0084  | 1   | 1   | 0   | 0   | 1.0000 |
| 0- Cattoor H/ 1- N'Guessan D/ 4- Alleyne N/ 5- Murphy S/ 25- Mutts J/   | 01:59 | 3-0   | 3          | 1.5126  | 2   | 0   | 1   | 0   | 0.7732 |
| 1- N'Guessan D/ 3- Pedulla S/ 4- Alleyne N/ 13- Maddox D/ 21- Ojiako J/ | 01:28 | 2-4   | -2         | 1.3636  | 2   | 0   | 1   | 0   | 1.0000 |
| 0- Cattoor H/ 1- N'Guessan D/ 3- Pedulla S/ 4- Alleyne N/ 25- Mutts J/  | 01:13 | 2-2   | 0          | 1.6438  | 2   | 0   | 1   | 0   | 1.0000 |
| 0- Cattoor H/ 1- N'Guessan D/ 3- Pedulla S/ 4- Alleyne N/ 21- Ojiako J/ | 00:52 | 3-1   | 2          | 3.4615  | 0   | 1   | 0   | 0   | 3.0000 |
| 0- Cattoor H/ 1- N'Guessan D/ 5- Murphy S/ 13- Maddox D/ 21- Ojiako J/  | 00:45 | 0-0   | 0          | 0.0000  | 1   | 0   | 0   | 0   | 0.0000 |
| 1- N'Guessan D/ 3- Pedulla S/ 4- Alleyne N/ 13- Maddox D/ 22- Aluma K/  | 00:38 | 0-1   | -1         | 0.0000  | 1   | 0   | 1   | 0   | 0.0000 |
| 0- Cattoor H/ 3- Pedulla S/ 5- Murphy S/ 22- Aluma K/ 25- Mutts J/      | 00:24 | 2-2   | 0          | 5.0000  | 0   | 0   | 0   | 0   | 2.2727 |
| 0- Cattoor H/ 1- N'Guessan D/ 3- Pedulla S/ 13- Maddox D/ 21- Ojiako J/ | 00:12 | 0-0   | 0          | 0.0000  | 0   | 0   | 0   | 0   | 0.0000 |
| 0- Cattoor H/ 1- N'Guessan D/ 4- Alleyne N/ 5- Murphy S/ 22- Aluma K/   | 00:12 | 0-0   | 0          | 0.0000  | 0   | 0   | 0   | 0   | 0.0000 |
| 0- Cattoor H/ 1- N'Guessan D/ 4- Alleyne N/ 22- Aluma K/ 25- Mutts J/   | 00:09 | 0-0   | 0          | 0.0000  | 1   | 0   | 0   | 0   | 0.0000 |
| 0- Cattoor H/ 1- N'Guessan D/ 3- Pedulla S/ 22- Aluma K/ 25- Mutts J/   | 00:03 | 0-0   | 0          | 0.0000  | 0   | 0   | 0   | 0   | 0.0000 |



**Virginia Tech at NC State**

01/19/22 PNC Arena, Raleigh  
2021-22 Men's Basketball

**Game Time:** 7:00 PM  
**Game Duration:** 1:59  
**Attendance:** 13,286

**Officials:** Jeffrey Anderson, Tony Henderson, Keith Kimble

**NC State**

| Lineup  | Time  | Score | Score Diff | Pts/Min | Reb | Stl | Tov | Ass | PPP    |
|---|-------|-------|------------|---------|-----|-----|-----|-----|--------|
| 0- Smith T/ 1- Seabron D/ 4- Hellems J/ 14- Morsell C/ 21- Dowuona E/ | 17:07 | 38-23 | 15         | 2.2201  | 11  | 7   | 2   | 5   | 1.5702 |
| 0- Smith T/ 1- Seabron D/ 4- Hellems J/ 5- Allen T/ 21- Dowuona E/    | 06:06 | 0-13  | -13        | 0.0000  | 3   | 1   | 3   | 0   | 0.0000 |
| 0- Smith T/ 1- Seabron D/ 3- Hayes C/ 4- Hellems J/ 21- Dowuona E/    | 05:13 | 6-8   | -2         | 1.1502  | 5   | 2   | 1   | 2   | 0.8721 |
| 1- Seabron D/ 3- Hayes C/ 4- Hellems J/ 11- Gibson J/ 14- Morsell C/  | 04:09 | 6-4   | 2          | 1.4458  | 3   | 1   | 1   | 2   | 1.0000 |
| 0- Smith T/ 1- Seabron D/ 3- Hayes C/ 10- Pass B/ 11- Gibson J/       | 02:23 | 3-6   | -3         | 1.2587  | 1   | 0   | 2   | 0   | 0.6757 |
| 0- Smith T/ 1- Seabron D/ 4- Hellems J/ 11- Gibson J/ 14- Morsell C/  | 01:43 | 4-4   | 0          | 2.3301  | 1   | 0   | 0   | 1   | 1.6393 |
| 0- Smith T/ 4- Hellems J/ 10- Pass B/ 14- Morsell C/ 21- Dowuona E/   | 01:16 | 2-2   | 0          | 1.5789  | 0   | 0   | 0   | 0   | 2.0000 |
| 1- Seabron D/ 3- Hayes C/ 4- Hellems J/ 14- Morsell C/ 21- Dowuona E/ | 01:04 | 0-2   | -2         | 0.0000  | 1   | 0   | 0   | 0   | 0.0000 |
| 0- Smith T/ 3- Hayes C/ 4- Hellems J/ 10- Pass B/ 11- Gibson J/       | 00:38 | 0-0   | 0          | 0.0000  | 0   | 0   | 0   | 0   | 0.0000 |
| 0- Smith T/ 4- Hellems J/ 10- Pass B/ 11- Gibson J/ 14- Morsell C/    | 00:12 | 0-0   | 0          | 0.0000  | 1   | 0   | 0   | 0   | 0.0000 |
| 0- Smith T/ 1- Seabron D/ 4- Hellems J/ 5- Allen T/ 14- Morsell C/    | 00:09 | 0-0   | 0          | 0.0000  | 0   | 0   | 0   | 0   | 0.0000 |