



VIRGINIA TECH

2021-22 MEN'S BASKETBALL



12 NCAA APPEARANCES / 13 NIT APPEARANCES (2 CHAMPIONSHIPS) /
17 ALL-ACC SELECTIONS / 10 ALL-AMERICANS / 20 NBA DRAFT PICKS

GAME 17

THE MATCHUP

VIRGINIA TECH HOKIES

9-7, 1-4 ACC

Head Coach: Mike Young (Emory & Henry, 1986)
Record at Virginia Tech: 40-30 (3rd Season)
Career Record: 339-274 (20th Season)
vs. NC State: 2-3

AT

NC STATE WOLFPACK

9-9, 2-5 ACC

Head Coach: Kevin Keatts (Marshall, 2011)
Record at NC State: 88-56 (5th Season)
Career Record: 160-84 (8th Season)
vs. Virginia Tech: 1-3

GAME 17 | VIRGINIA TECH at NC STATE - JAN. 19, 2022 | 7PM | ACCN | RALEIGH, N.C. | PNC ARENA (19,772)



@HokiesMBB

BROADCAST INFORMATION

TV | ACCN

Jay Alter, PxP
Malcolm Huckaby, Analyst

VIDEO STREAM

ESPN.com and ESPN app

RADIO | VT Sports Network

Tim Bickford, PxP
Mike Burnop, Analyst

LIVE STATS

stats.hokiesports.com



@PackMensBball

PROJECTED STARTERS

Virginia Tech	Ht.	Wt.	Yr.	Hometown	PPG	RPG	Other
G 5 Storm Murphy	6-0	185	Gr.	Middleton, Wis.	8.9	1.8	Dagger 3FG vs. Notre Dame
G 0 Hunter Cattoor	6-3	200	Jr.	Orlando, Fla.	9.6	4.0	Reached double figures in 7 of last 10
G 4 Nahiem Alleyne	6-4	195	Jr.	Buford, Ga.	10.5	3.2	Season-high 22 points vs. Notre Dame
F 25 Justyn Mutts	6-7	230	Gr.	Millville, N.J.	10.3	7.3	Season-high 24 points vs. Notre Dame
F 22 Keve Aluma	6-9	235	r-Sr.	Berlin, Md.	15.8	6.4	Scored double figures in 11 straight

NC State	Ht.	Wt.	Yr.	Hometown	PPG	RPG	Other
G 5 Thomas Allen	6-1	175	Sr.	Raleigh, N.C.	4.3	1.3	Has seen role increase as of late
G 0 Terquavion Smith	6-4	160	Fr.	Greenville, N.C.	14.7	3.8	2x ACC Freshman of the Week
G 1 Dereon Seabron	6-7	180	r-So.	Norfolk, Va.	19.6	9.8	2nd in ACC in scoring and rebounding
F 4 Jericole Hellems	6-7	200	Sr.	St. Louis, Mo.	14.1	4.7	3-6 3FG in first meeting at VT
F 21 Ebenezer Dowuona	6-11	225	So.	Accra, Ghana	4.1	4.7	Leads NC State with 39 blocks

KEY STORYLINES

THE SERIES

- NC State snapped Tech's three-game win streak in the series with its 68-63 win in Blacksburg on Jan. 4.
- The Wolfpack lead the all-time series, 41-18.
- Tech won the last matchup in Raleigh, 47-24, on Feb. 2, 2019. In that game, the Hokies held NC State to 16.7 percent shooting - the lowest mark in ACC history. The 24 points scored by the Wolfpack were the fewest scored by a Division I team in the last 10 years.
- Tech is 5-22 all-time against the Wolfpack in Raleigh.
- The Hokies will be looking for their back-to-back wins in Raleigh since 2009-11 seasons.

A WIN WOULD...

- Give the Hokies their first road win in league play this season. They totaled three ACC wins on the road in 2020-21.
- Level Coach Young's career record against the Wolfpack to 3-3.
- Keep NC State winless at home in league play (0-3 entering Wednesday's game).
- Improve Tech to 3-3 on the road this season.

HOKIE HEADLINES

- Tech shot a season-high 59.2 percent from the field (29-49) vs. Notre Dame. Beyond the arc, the Hokies shot 50 percent (10-20), which is the second-

highest number of the year. Saturday's game marked the second time Virginia Tech shot 50 percent or higher in both categories (Cornell).

- Justyn Mutts and Nahiem Alleyne both scored season highs and accounted for 58.2 percent of Tech's scoring.
- Saturday was the second time two Hokies scored 20-plus points in the same game this season (Aluma and Mutts at Duke).
- Wednesday's game is the start of a three games in five days road swing for the Hokies. Tech also faces Boston College (Jan. 22) and UNC (Jan. 24) away from Cassell Coliseum.

2021-22 SCHEDULE

RECORD	9-7
ACC	1-4
NON-CONFERENCE	8-3
HOME	6-2
AWAY	2-3
NEUTRAL	1-2

Date	Opponent	TV	Time/Result
11/9	Maine	ACCN	W, 82-47
11/12	at Navy ¹	CBSSN	W, 77-57
11/15	Radford	ACCN	W, 65-39
11/18	St. Francis (Pa.)	ACCN	W, 85-55
11/21	Merrimack	RSN	W, 72-43
11/24	#9/10 Memphis ²	ESPN2	L, 61-69
11/26	#25/RV Xavier ²	ESPN2	L, 58-59

12/1	at Maryland ³	ESPN2	W, 62-58
12/4	Wake Forest [*]	ACCN	L, 61-80
12/8	Cornell	ACCN	W, 93-60
12/12	at Dayton	ESPN2	L, 57-62
12/17	St. Bonaventure ⁴	ESPN2	W, 86-49
12/22	at Duke [*]	ESPN2	L, 65-76
12/29	at North Carolina [*]	ESPN2	PPD

1/1	Pittsburgh [*]	ESPNU	PPD
1/4	NC State [*]	ACCN	L, 63-68
1/12	at Virginia [*]	ESPN2	L, 52-54
1/15	Notre Dame [*]	ACCN	W, 79-73
1/19	at NC State [*]	ACCN	7 PM
1/22	at Boston College [*]	RSN	12 PM
1/24	at North Carolina [*]	ACCN	8 PM
1/26	Miami [*]	ACCN	7 PM
1/29	at Florida State [*]	ABC	3 PM

2/2	Georgia Tech [*]	ACCN	9 PM
2/5	at Pittsburgh [*]	ACCN	7 PM
2/7	Pittsburgh [*]	ACCN	7 PM
2/12	Syracuse [*]	-	6 PM
2/14	Virginia [*]	ESPN	7 PM
2/19	North Carolina [*]	ESPN/2	4 PM
2/23	at Georgia Tech [*]	ESPN/2	9 PM
2/26	at Miami [*]	RSN	3 PM

3/1	Louisville [*]	ESPN/2	9 PM
3/5	at Clemson [*]	RSN	2 PM
3/8-12	ACC Tournament ⁵	-	-

All Times Eastern

* - ACC Game

1 - Veterans Classic (Annapolis, Md.)

2 - NIT Season Tip-Off (Brooklyn, N.Y.)

3 - Big Ten/ACC Challenge (College Park, Md.)

4 - Basketball Hall of Fame Shootout (Charlotte, N.C.)

5 - New York Life ACC Tournament (Brooklyn, N.Y.)

CONTACT INFO

Brian Cox | Phone: (540) 250-0624

Email: bcox90@vt.edu

Associate AD, Creative Communications

Will Copeland | Phone: (757) 814-0930

Email: cwill99@vt.edu

Creative Communications Coordinator

QUICK FACTS

THE BASICS

University Name: Virginia Tech
 Location: Blacksburg, Va.
 Founded: 1872
 Enrollment: 37,000
 President: Dr. Timothy Sands
 Director of Athletics: Whit Babcock
 Nickname: Hokies
 Mascot: HokieBird
 Colors: Chicago Maroon and Burnt Orange
 Affiliation: NCAA Division I
 Conference: Atlantic Coast (18th Season)

COURT FACTS

Carilion Clinic Court at Cassell Coliseum
 Normal Capacity: 8,925
 Record in Arena: 630-206
 Largest Crowd: 11,500 (vs. Purdue, Dec. 3, 1966)

INFORMATION

2020-21 Record: 15-7
 Home/Away/Neutral: 10-2/3-3/2-2
 Conference Record: 9-4
 Home/Away: 6-1/3-3
 Conference Finish: 3rd
 Conference Tournament: Lost in quarterfinals
 Starters Returning/Lost: 3/2
 Letterwinners Returning/Lost: 7/5
 Newcomers: 6

Total seasons: 114
 First season: 1908-09
 All-Time Record: 1,504-1,250
 All-Time ACC Record: 128-164
 All-Time ACC Tournament Record: 10-17
 ACC Championship Game Appearances: 0
 NCAA Tournament Appearances (Last): 12 (2021)
 All-Time NCAA Record: 8-12



MEDIA INFORMATION

CREDENTIALS

Outlets interested in obtaining credentials to cover Virginia Tech basketball home games must apply for credentials via: media.hokiesports.com/credentials.

You may also email: bcox90@vt.edu.

All credentials for Virginia Tech home games this season will be issued on a single-game basis, and media seating is extremely limited.

INTERVIEW POLICY

During ACC play, Mike Young conducts weekly media press conferences, via Zoom. To request the Zoom link for a particular week, please email Brian Cox (bcox90@vt.edu).

Gamedays: Coach Mike Young and requested players will be available to the media following a 10-minute cooling off period after the game. For home games, interviews of Coach Young and players will be conducted in-person in the Cassell Coliseum media center.

Non-Gamedays: All coach and player interview requests need to be arranged through the Virginia Tech Creative Communications Office - contact Brian Cox (c. 540-250-0624; e. bcox90@vt.edu). Players and coaches should not be contacted directly under any circumstances.



2021-22 VIRGINIA TECH NUMERICAL ROSTER

No.	Name	Cl.	Pos.	Ht.	Wt.	Hometown	Previous School
0	Hunter Cattoor	Jr.	G	6-3	200	Orlando, Fla.	Bishop Moore
1	David N'Guessan	So.	F	6-9	205	De Lier, The Netherlands	Mt. Zion Prep
3	Sean Pedulla	Fr.	G	6-1	190	Edmond, Okla.	Edmond Memorial
4	Nahiem Alleyne	Jr.	G	6-4	195	Buford, Ga.	Mountain View
5	Storm Murphy	Gr.	G	6-0	185	Middleton, Wis.	Wofford
10	Camden Johnson	Fr.	G	6-1	175	Waxhaw, N.C.	Metrolina Christian Academy
11	Jalen Haynes	Fr.	F	6-8	250	Ft. Lauderdale, Fla.	Montverde Academy
13	Darius Maddox	So.	G	6-5	185	Bowie, Md.	Oak Hill Academy
14	Ben Varga	Fr.	G	5-10	170	Louisville, Ky.	St. Xavier
15	Lynn Kidd	So.	C	6-10	240	Gainesville, Fla.	Clemson
21	John Ojiako	Jr.	C	6-10	245	Lagos, Nigeria	Admiral Farragut (Fla.)
22	Keve Aluma	r-Sr.	F	6-9	235	Berlin, Md.	Wofford
25	Justyn Mutts	Gr.	F	6-7	230	Millville, N.J.	Delaware

COACHING & SUPPORT STAFF

Head Coach: Mike Young (Emory & Henry, 1986)
Record at VT: 40-30 (3rd Year)
Overall Record: 339-274 (20th Year)
Associate Head Coach: Mike Jones (1st Year)
Assistant Coach: Christian Webster (6th Year)
Assistant Coach: Kevin Giltner (3rd Year)
Chief of Staff: Stephanie Ballein (3rd Year)
Special Assistant for Recruiting: Matt Olinger (3rd Year)
Director of Player Personnel: Ryan Nadeu (4th Year)
Special Assistant to the Head Coach: Ace Custis (3rd Year)
Strength & Conditioning: David Jackson (14th Year)
Athletic Trainer: Hisham Ziyout (3rd Year)

PRONUNCIATION GUIDE

Hunter Cattoor	cuh-TOUR
David N'Guessan	GUH-sahn
Sean Pedulla	puh-DOOL-uh
Nahiem Alleyne	nah-HEEM ah-LEAN
Jalen Haynes	JAY-lin HAY-nes
Ben Varga	VAR-guh
John Ojiako	oh-GEE-ah-koh
Keve Aluma	kev-AYE ah-LOU-muh
Justyn Mutts	JUST-in

ROSTER BY CLASS

Freshmen (4)	Sophomores (3)	Juniors (3)	Seniors (3)
Jalen Haynes	Lynn Kidd	Nahiem Alleyne	Keve Aluma*
Camden Johnson	Darius Maddox	Hunter Cattoor	Storm Murphy^
Sean Pedulla	David N'Guessan	John Ojiako	Justyn Mutts^
Ben Varga			

* = Redshirt

^ = Graduate Student

SOCIAL



BY THE NUMBERS

20

The 2021-22 season is the **20th** of Mike Young's head coaching career. He has logged a 339-274 (.553) career record as the head whistle.

46

Justyn Mutts (24) and Nahiem Alleyne (22) combined for **46** of the Hokies' 79 points against Notre Dame - 58.2 percent of the scoring.

9

Virginia Tech has climbed to **ninth** in the country in 3-point field-goal percentage. The Hokies are coming off an outing where they shot 50 percent from beyond the arc against Notre Dame.

NOTEWORTHY

STREAKS ON STREAKS

- Virginia Tech extended its win streak against Notre Dame to three games, the longest of the series that dates back to March 25, 1975. A three-game run is tied for the longest active win streak that Tech holds against an ACC opponent (Clemson).
- The Hokies snapped Notre Dame's six-game win streak. With the win, Tech has now snapped two teams' win streaks of four or more games this season (Cornell - 4).
- Tech's win snaps its four-game ACC losing streak. The Hokies' last ACC win came on Feb. 27, 2021 against Wake Forest.

ON A ROLL

- Not many in the country have played better than Keve Aluma as of late.
- The redshirt senior has scored double figures in 11 straight games for the first time in his career.
- It's the longest double-digit scoring streak by a Hokie since Landers Nolley put together 12 straight games during the 2019-20 season.

KEEP BELIEVING

- The Hokies were 0-5 when trailing at the half before Saturday's contest, in which they trailed 40-32 at halftime. Shooting 70 percent from the field and 63 percent from three in the second half spurred on Tech's rally.
- Virginia Tech trailed by 10 with 14:53 remaining in the second half. The last time the Hokies erased a 10-point deficit and won the game was against Virginia on Jan. 30, 2021.
- "First of all, what a great atmosphere," Notre Dame head coach Mike Brey said after the game. "I thought the Virginia Tech crowd kept their team believing the whole time."

THAT'S A BUCKET

- When asked what he thought about Nahiem Alleyne's 3-point attempt with 3:45 left vs. Notre Dame after he passed out of a double-team, Justyn Mutts assuredly said, "That's a bucket."
- Tech was clinging to a three-point advantage before Alleyne drilled his fourth 3-ball of the night. It was a welcomed sight to see for a guy who has struggled as of late.
- Alleyne finished with a season-high 22

points - his second 20-point outing of the season, but first double-digit effort since Dec. 8 vs. Cornell (13 points).

- Below is a breakdown of Alleyne's stats leading up to the Notre Dame game.

Prev. 8	Stat	vs. ND
6.8	Points Per Game	22
.246	FG%	.800
11	3FG	4
.282	3FG%	.800

- "I knew it was coming," Tech coach Mike Young said about Alleyne's breakthrough vs. Notre Dame. "He's been in a little rut from time to time in his career. That's part of athletics. That happens in football, basketball, what have you, hitters in baseball. But he hung in there. He stuck with it, and he was awesome today."

MUTTS-SEE TV

- Justyn Mutts is one of the most dynamic players on the Tech roster. That was on full display vs. the Irish where Mutts dialed up a season-high 24 points. It tied for the most points he's scored in a Tech uniform (3/11/21 vs. North Carolina).
- However, rewind to Wednesday when he finished the UVA game with two points on 1-2 shooting, that didn't sit well with Coach Young.
- The two met prior to Thursday's (1/13) practice where Young asked Mutts what he needed of his head coach and what he could do to get Mutts going. "He's a terrific passer and he becomes so set in that and making the right pass instead of [having the mindset of] lay your ears back and go play," Young offered.
- In other words, when Mutts is the aggressor and more assertive, good things happen like Saturday night.

DOWN, BUT NOT OUT

- Is the poor start to ACC play less than ideal? Sure. Is there ground to be made up? You bet. Can this veteran Tech group rally as we begin the new year? We certainly believe so, and so does Coach K.
- Following the Duke game, Krzyzewski had this to say about the Hokies: "They are really good. They're old, they play outstanding defense and they are very difficult to defend. [...] Mike [Young] does such a good job with his team. [...] They are going to be

as good as anyone in our conference."

DOUBLE-DOUBLE KEVE

- Keve Aluma recorded his first double-double of the season vs. Memphis - 14 points and 11 rebounds.
- The Berlin, Maryland native recorded the second double-double of the season in his homecoming game against the Terrapins on Dec. 1 - 17 points and 12 rebounds.
- Aluma manufactured his third double-double of the season at No. 2 Duke - 25 points and 10 rebounds.
- He led all Hokies with six double-doubles during the 2020-21 campaign.
- Aluma has reached double-figure scoring in 12 of Tech's 14 games and double-figure rebounding in three games.

MOMENTUM ON OUR SIDE

- With its third-place finish in the regular-season standings in 2020-21, Tech has finished in the top five of the ACC two of the last three seasons.
- Placing third tied for the highest ACC finish in school history as the Hokies tied for third in 2006-07 and 2009-10.
- If Tech can post a top-five ACC finish this season, it would mark the third time in four years accomplishing that feat.

Season	Head Coach	Record (Conf.)	Finish
2018-19	Buzz Williams	26-9 (12-6)	5th
2019-20	Mike Young	16-16 (7-13)	T10th
2020-21	Mike Young	15-7 (9-4)	3rd
2021-22	Mike Young	9-7 (1-4)	-

- The Hokies charted five top-five ACC finishes in seven years from 2004-05 to 2011-12.

BENCH PRODUCTION

- A big question mark entering the 2021-22 season was the impact Tech's bench would have.
- Through 16 games, the Hokies' reserves are averaging 14.8 points per game.
- Tech has gone over the 30-point threshold three times, with a season-high 36 points coming against Maine and Cornell.
- However, the Virginia game was the second time in three outings where Tech only managed two points from the bench.
- The Hokies have only managed 21 points in their five ACC games to date.

DEGREES ON DEGREES

- Storm Murphy and Justyn Mutts are both in grad school at Virginia Tech.
- Murphy graduated from Wofford with a finance degree in May 2021 and is currently pursuing a graduate degree in leadership studies within the Agricultural and Life Sciences program at Virginia Tech.
- Mutts graduated with a psychology degree from Delaware and completed his master's degree at Tech in agricultural and life sciences with a concentration in education in May 2021. He's currently pursuing his second master's degree in educational psychology.
- Keve Aluma earned his first undergraduate degree in human development from Virginia Tech in May 2021 and is currently working on his second undergraduate degree in sociology.

PUT THE CLAMPS ON 'EM

- Through the first five games of the season, the Hokies held each of their opponents below 60 points. Their 59.3 scoring defense average ranks second in the ACC and 16th nationally.

Rank	School	Games Played	Points Allowed	Average
1	Virginia	17	997	58.65
2	Virginia Tech	16	949	59.31
3	Pittsburgh	17	1104	64.94
4	Duke	16	1043	65.19
5	Boston College	15	987	65.80

- The last time Tech opened the season holding its first five opponents below 60 points was the 1946-47 season. That season, the Hokies held their first 18 opponents below the 60-point threshold.
- In addition to their scoring defense, the Hokies rank sixth in the ACC in field-goal percentage defense (.412).
- Tech held its first six opponents of the season below 40 percent shooting before Xavier shot 47.8 percent against the Hokies on Nov. 26.

OWNING THE ARC

- The 3-point line has been under new management 15 games into the 2021-22 season. Tech has owned both sides of the arc, ranking first in 3FG% defense (.276) and second in 3FG% (.392) among ACC programs. The Hokies are also third in 3-pointers made per game (8.6).

WINNING THE TURNOVER BATTLE

- Through 16 games this season, Tech has won the turnover battle 12 times.
- The four games where the Hokies failed to win the turnover battle were against Wake Forest on Dec. 4, NC State on Jan. 4, Virginia on Jan. 12 and Notre Dame on Jan. 15.
- The Hokies rank sixth in the ACC and 26th nationally in turnovers per game (10.9).

TECH SIGNS NO. 26 CLASS IN THE COUNTRY

- Coach Young announced the signing of three standout recruits during the early signing period, which began on Nov. 10. The Hokies are set to welcome MJ Collins (Rock Hill, S.C.), Patrick Wessler (Matthews, N.C.) and Rodney Rice (Clinton, Md.) to Blacksburg next summer as part of Tech's 26th-ranked recruiting class according to 247Sports.



STANDINGS

TEAM	OVERALL	ACC	PCT
1. Miami	13-4	5-1	.765
2. Duke	14-2	4-1	.875
3. North Carolina	12-4	4-1	.750
4. Florida State	10-5	4-2	.667
5. Notre Dame	10-6	4-2	.625
6. Wake Forest	14-4	4-3	.778
7. Louisville	10-7	4-3	.588
8. Virginia	10-7	4-3	.588
9. Boston College	7-8	2-3	.467
10. Clemson	10-7	2-4	.588
11. Syracuse	8-9	2-4	.471
12. Pitt	7-10	2-4	.412
13. NC State	9-9	2-5	.500
14. Virginia Tech	9-7	1-4	.563
15. Georgia Tech	7-9	1-5	.438

PREDICTED ORDER OF FINISH

TEAM (FIRST-PLACE VOTES)	POINTS
1. Duke (47)	1132
2. Florida State (14)	1034
3. North Carolina (5)	1001
4. Virginia (9)	949
5. Virginia Tech (5)	857
6. Louisville (1)	791
7. Syracuse	781
8. Notre Dame	599
9. NC State	555
10. Georgia Tech	524
11. Clemson	430
12. Miami	428
13. Wake Forest	274
14. Pitt	253
15. Boston College	112

PRESEASON ALL-ACC TEAM

First Team

Buddy Boenheim, Syracuse
Keve Aluma, Virginia Tech
 Paolo Banchemo, Duke
 Armando Bacot, North Carolina
 Isaiah Wong, Miami (Fla.)

Second Team

Michael Devoe, Georgia Tech
 Kihei Clark, Virginia
 Prentiss Hubb, Notre Dame
 Mark Williams, Duke
 Wendell Moore Jr., Duke
 Malik Williams, Louisville
 Caleb Love, North Carolina

PRESEASON ACC PLAYER OF THE YEAR

Paolo Banchemo, Duke

PRESEASON ACC FRESHMAN OF THE YEAR

Paolo Banchemo, Duke



REUNITED IN BLACKSBURG

- Keve Aluma, Storm Murphy and Coach Young spent two seasons (2017-19) together at Wofford, highlighted by their 2018-19 season that included a first-round win (84-68) over Seton Hall in the 2019 NCAA Tournament.
- Upon Aluma's and Young's departure from Wofford, Murphy stuck around in Spartanburg, South Carolina, guiding the Terriers to a 34-25 record.
- While together at Wofford, the trio combined for a 51-18 (.739) mark.

WHO IS THIS GUY?

- Keve Aluma only attempted one 3-pointer in his two seasons at Wofford. In Coach Young's words, "it wasn't even close."
- Fast forward two seasons and Aluma has become a post player with range from beyond the arc. He attempted 57 threes in his Hokie debut in 2020-21, knocking down 20 of them for a 35.1 percent clip.
- After going 2-16 through Tech's first eight games this season, Aluma knocked down four of his seven attempts from long range vs. Wake Forest.

JUSTYN TIME

- Coach Young has gone on record saying, "Justyn Mutts was probably the key to our year last year."
- The Delaware transfer was the Hokies' fourth-leading scorer from last season (9.5) and second-leading rebounder (6.4).
- From Dec. 29, 2020 through the end of the season, Mutts scored at least nine points in 11 of Tech's 14 games. The Millville, New Jersey native twice broke the 20-point plateau - at Miami (Fla.) (22) and vs. North Carolina (24) - during that stretch.

LOGGING THE MINUTES

- Storm Murphy logged 3,723 minutes in his career entering this season, which is the 16th-most of anyone in the country returning for 2021-22.
- He ranked ninth in that category among point guards.

Rk	Name	School	Minutes
1	Jacob Gilyard	Richmond	4,372
2	Jordan Bohannon	Iowa	4,304
3	Jahlil Jenkins	Stony Brook	4,287
4	Marreon Jackson	Arizona State	4,158
5	Jarrold West	Louisville	4,096
6	Holland Woods	Grand Canyon	3,973
7	Pinky Wiley	Hampton	3,917
8	Kevin Johnson	UIC	3,793
9	Storm Murphy	Virginia Tech	3,723
10	Geo Baker	Rutgers	3,686

GOOD THINGS COME IN THREES

- Tech has three fifth-year seniors on its roster in Keve Aluma, Storm Murphy and Justyn Mutts.

- They have combined for 9,437 minutes played, 347 games played and 3,312 points scored.

ALUMA-NATING

- After sitting out the 2019-20 season due to NCAA transfer policy, Keve Aluma bursted onto the scene in Blacksburg.
- He has steadily expanded his game to the point where he led the Hokies in multiple categories last season.

Stat	Total	Team Rank
Games Started	22	T1st
Field Goals Made	118	1st
Free Throws Made	78	1st
Points	334	1st
Rebounds	174	1st
Blocks	29	1st
Minutes	674	1st

IT'S IN THE NAME

- Storm Murphy's first name comes from his Mom's maiden name - Storm, in addition to being born in January during a snowstorm in Wisconsin.

TRACKING THE TREY

- Coach Young's last four teams at Wofford all finished inside the top 10, nationally, in 3-point field-goal percentage.
- With the addition of Storm Murphy, Tech will look to make a big jump in this category in 2021-22.

Season	School	3FG%	Rank
2021-22	Virginia Tech	39.2	9th
2020-21	Virginia Tech	35.4	95th
2019-20	Virginia Tech	35.2	81st
2018-19	Wofford	41.4	2nd
2017-18	Wofford	41.3	5th
2016-17	Wofford	40.3	7th
2015-16	Wofford	40.8	8th

BOLD PREDICTION

- During the Oct. 26 airing of "Nothing But Net," basketball analyst Luke Hancock picked Virginia Tech as his bold prediction to win the ACC regular season championship.
- Hancock cited bringing back a ton of veterans, including Keve Aluma, who he believes will make a run at ACC Player of the Year.

MUTTS APPROACHING 1K POINTS

- Graduate student Justyn Mutts is nearing the 1,000-point milestone. Mutts has tallied 942 career points along stops at High Point, Delaware and now, Virginia Tech.
- He manufactured an impressive 401 points in his redshirt-sophomore season at Delaware before transferring to Blacksburg.

CAUSE CHAOS

- Virginia Tech has caused at least 15 turnovers in seven games this season.
- In 12 of their 16 games, the Hokies have forced 10-plus turnovers.



The 2021-22 season marks the 20th for Mike Young as a head coach.

SPECIALTY STAT TRACKER

Opponent	Off TOs	Paint	2nd Chance	FB	Bench
Maine	22	42	8	2	36
at Navy	19	36	9	6	10
Radford	12	26	6	1	18
St. Francis (Pa.)	10	40	17	7	34
Merrimack	16	24	10	4	23
vs. Memphis	3	20	7	9	5
vs. Xavier	21	24	3	4	10
at Maryland	12	20	15	3	9
Wake Forest	10	28	6	4	7
Cornell	18	40	13	7	36
at Dayton	19	26	12	7	11
vs. St. Bonaventure	16	26	13	3	24
at Duke	13	36	8	4	2
NC State	12	28	11	4	7
at Virginia	3	20	2	3	2
Notre Dame	9	32	6	0	3
at NC State					
at Boston College					
at North Carolina					
Miami					
at Florida State					
Georgia Tech					
at Pittsburgh					
Pittsburgh					
Syracuse					
Virginia					
North Carolina					
at Georgia Tech					
at Miami					
Louisville					
at Clemson					
ACC Tournament					

Total +/-	+40	+28	+14	-23	-45
Season Highs	22	42	17	9	36

FAST BREAK

Tech has registered **two** wins over Top-5 programs under head coach Mike Young - most recently an 81-73 win over No. 3 Villanova on Nov. 28, 2020.

THE OPPONENT

SCOUTING THE WOLFPACK



STAT LEADERS

Scoring	G-GS	Pts.	PPG
Dereon Seabron	18-18	353	19.6
Terquavion Smith	18-11	264	14.7

Rebounding	G-GS	Rebs.	RPG
Dereon Seabron	18-18	176	9.8
Jericole Hellems	18-18	85	4.7

Assists	G-GS	Asts.	APG
Dereon Seabron	18-18	63	3.5
Cam Hayes	18-13	44	2.4

Blocks	G-GS	Blks.	BPG
Ebenezer Dowuona	18-17	39	2.2
Jericole Hellems	18-18	9	0.5

Steals	G-GS	Stls.	SPG
Dereon Seabron	18-18	28	1.6
Jericole Hellems	18-18	26	1.4

ABOUT NC STATE

- NC State has gone 1-2 since its meeting with Virginia Tech on Jan. 4, most recently coming off an 88-73 defeat to No. 8 Duke in Durham, N.C. The Wolfpack sit at 2-5 in ACC play and 2-7 in its last nine games.
- Dereon Seabron, who has 10 double-doubles this season, leads the Wolfpack in scoring (19.6 PPG) and rebounding (9.8 RPG).
- A defining factor in NC State's game is its ability to dominate the glass. The Wolfpack lead the conference in rebounds. They average nearly 13 offensive rebounds per game, a lesson the Hokies learned the hard way as they gave up four offensive boards to NC State in one possession late in the last meeting between the two sides.
- The Wolfpack are 6-4 at home this season, but 0-3 in league play inside PNC Arena. Each of the three ACC home losses (Louisville, Florida State and Clemson) have been close, with a four-point average margin of defeat.

TEAM COMPARISON

VT	Stat	NCST
69.9	Points Per Game	76.1
59.3	Opponents Points Per Game	74.9
+10.6	Scoring Margin	+1.1
32.8	Rebounds Per Game	37.2
+1.3	Rebounding Margin	-0.2
.463	FG Percentage	.423
.412	FG Percentage Defense	.458
.392	3FG Percentage	.325
.276	3FG Percentage Defense	.342
8.6	3FG Made Per Game	7.8
.738	FT Percentage	.709
13.8	Assists Per Game	11.8
10.9	Turnovers Per Game	10.3

LAST TIME VS. NC STATE

- Virginia Tech and NC State last met on Tuesday, Jan. 4 inside Cassell Coliseum. In a wire-to-wire battle, the Wolfpack edged the Hokies, 68-63, earning its first ACC win of the season.
- Keve Aluma led the way for Tech in that contest with 16 points, but NC State's Dereon Seabron stole the show, going for 21 points and 10 boards. Terquavion Smith added 14 points, shooting 4-9 from beyond the arc.
- The two teams exchanged runs in the first half with the Hokies finishing the first 20 minutes with a 14-0 run that gave them a 33-29 lead at the break.
- A mostly scoreless final five minutes of the game decided Tech's fate, as Justyn Mutt's bucket to give the Hokies a 59-58 lead with 4:54 remaining would be their last points for over four minutes. NC State rattled off an 8-0 run and the Hokies wouldn't get within five points of the lead for the rest of the game.
- The win marked NC State's first win in Blacksburg since Feb. 22, 2014 and the first time Tech had lost back-to-back ACC games at home since the 2019-20 season.

BOX SCORE

NC State (8-7,1-3 ACC) vs- Virginia Tech (8-6,0-3 ACC)																									
01/04/22 at Cassell Coliseum, Blacksburg, VA																									
<table border="0" style="width:100%; border:none;"> <tr> <td style="width:50%; border:none;"> Date: 01/04/22 Time: 7:00 PM Attendance: 5,148 Site: Cassell Coliseum, Blacksburg, VA Referee: Earl Watson, Brian O'Connell, Lee Cassell </td> <td style="width:50%; border:none; text-align:right;"> <table border="1" style="border-collapse: collapse; width:100%;"> <thead> <tr> <th>VT</th> <th>NCST</th> </tr> </thead> <tbody> <tr> <td>Points Per Game</td> <td>68</td> </tr> <tr> <td>Rebounds</td> <td>37</td> </tr> <tr> <td>Assists</td> <td>11</td> </tr> <tr> <td>Steals</td> <td>10</td> </tr> <tr> <td>Blocks</td> <td>6</td> </tr> </tbody> </table> </td> </tr> </table>												Date: 01/04/22 Time: 7:00 PM Attendance: 5,148 Site: Cassell Coliseum, Blacksburg, VA Referee: Earl Watson, Brian O'Connell, Lee Cassell	<table border="1" style="border-collapse: collapse; width:100%;"> <thead> <tr> <th>VT</th> <th>NCST</th> </tr> </thead> <tbody> <tr> <td>Points Per Game</td> <td>68</td> </tr> <tr> <td>Rebounds</td> <td>37</td> </tr> <tr> <td>Assists</td> <td>11</td> </tr> <tr> <td>Steals</td> <td>10</td> </tr> <tr> <td>Blocks</td> <td>6</td> </tr> </tbody> </table>	VT	NCST	Points Per Game	68	Rebounds	37	Assists	11	Steals	10	Blocks	6
Date: 01/04/22 Time: 7:00 PM Attendance: 5,148 Site: Cassell Coliseum, Blacksburg, VA Referee: Earl Watson, Brian O'Connell, Lee Cassell	<table border="1" style="border-collapse: collapse; width:100%;"> <thead> <tr> <th>VT</th> <th>NCST</th> </tr> </thead> <tbody> <tr> <td>Points Per Game</td> <td>68</td> </tr> <tr> <td>Rebounds</td> <td>37</td> </tr> <tr> <td>Assists</td> <td>11</td> </tr> <tr> <td>Steals</td> <td>10</td> </tr> <tr> <td>Blocks</td> <td>6</td> </tr> </tbody> </table>	VT	NCST	Points Per Game	68	Rebounds	37	Assists	11	Steals	10	Blocks	6												
VT	NCST																								
Points Per Game	68																								
Rebounds	37																								
Assists	11																								
Steals	10																								
Blocks	6																								
NC State 68																									
#	Player	GS	MIN	FG	3PT	FT	ORB	DRB	REB	PF	A	TO	BLK	STL	PTS										
01	Seabron,Dereon	*	38	9-14	1-2	4-4	2	8	10	2	3	1	0	0	21										
00	Smith,Terquavion	*	37	6-13	4-9	1-1	2-5	7	3	1	1	0	0	2	17										
04	Hellems,Jericole	*	40	6-16	3-6	0-0	2-3	5	1	1	0	0	2	15											
05	Allen,Thomas	*	15	2-4	1-2	0-0	0-0	0	0	3	0	0	0	5											
21	Dowuona,Ebenezer	*	25	1-2	0-0	0-0	1-1	2	5	0	3	0	0	2											
03	Hayes,Cam	*	24	1-6	0-4	2-2	2-1	3	1	2	0	0	0	4											
24	Ross,Ernest		15	2-2	0-0	0-1	1-2	3	1	0	0	0	0	4											
14	Mutt,Justyn		6	0-2	0-1	0-0	1-1	2	1	2	0	0	0	0											
TM	TEAM		0	0-0	0-0	0-0	1-3	4	0	0	0	0	0	0											
Totals			200	26-59	9-24	7-9	14-22	38	14	11	9	3	6	0	68										
Team Summary																									
		FG	3PT		FT																				
First Half		11-26	42.31%		4-11	36.4%				3-3	100.0%														
Second Half		15-33	45.45%		5-13	38.46%				2-6	66.67%														
Total		26-59	44.1%		9-24	37.5%				7-9	77.8%														
Technical Fouls: none																									
		Second Chance Points: 12	Score Tied: 3 times(s)		Points in the Paint: 25		Fast Break Points: 4																		
		Lead Changed: 6 times(s)	Points off Turnovers: 12		Bench Points: 8		Largest Lead: 0-0																		
Virginia Tech 63																									
#	Player	GS	MIN	FG	3PT	FT	ORB	DRB	REB	PF	A	TO	BLK	STL	PTS										
22	Aluma,Keve	*	34	7-14	1-3	3-5	4-2	6	3	2	0	0	0	0	19										
02	Heathly,Starnes	*	28	5-8	2-3	2-2	0-1	1	1	1	0	0	0	14											
00	Cattoor,Hunter	*	38	3-7	3-7	0-0	0-3	3	2	0	0	0	0	0	9										
04	Alleyne,Baltham	*	31	2-12	1-7	4-4	0-2	2	1	0	0	0	0	0	9										
23	Mutt,Justyn	*	35	3-7	0-0	0-0	1-6	7	4	2	6	2	2	6											
13	Maxlow,Darius	*	11	1-3	1-2	0-0	0-2	2	0	1	0	1	1	3											
03	Podda,Sean	*	12	1-2	0-1	0-0	1-0	1	0	3	0	0	0	2											
01	McGuehan,David	*	11	1-1	0-0	0-0	0-2	2	2	1	1	0	0	2											
TM	TEAM		0	0-0	0-0	0-0	2-0	2	0	0	0	0	0	0											
Totals			200	22-83	8-23	9-11	8-18	26	13	14	10	3	3	6	63										
Team Summary																									
		FG	3PT		FT																				
First Half		12-31	38.71%		5-14	35.71%				4-4	100.0%														
Second Half		10-29	34.50%		4-8	50.00%				0-0	0.0%														
Total		22-83	43.4%		9-23	38.7%				4-4	100.0%														
Technical Fouls: none																									
		Second Chance Points: 11	Score Tied: 3 times(s)		Points in the Paint: 28		Fast Break Points: 4																		
		Lead Changed: 6 times(s)	Points off Turnovers: 12		Bench Points: 7		Largest Lead: 0-0																		

2021-22 HONORS WATCH



Keve Aluma
Naismith Memorial Basketball Hall of Fame
 • Karl Malone Award Watch List

ACC Preseason Voting
 • First-Team All-ACC

The Athletic
 • College Basketball's Top-20 Bigs - No. 18

ESPN
 • MBB Top-25 Players for 2021-22 - No. 19

Lute Olson Award
 • Lute Olson Award Preseason Watch List
 • Lute Olson Award Mid-Season Watch List

Wooden Award
 • Wooden Award Preseason Watch List

Nahiem Alleyne
NIT Season Tip-Off
 • All-Tournament Team

Hunter Cattoor
Basketball Hall of Fame Shootout
 • Most Valuable Player



Hunter Cattoor was named MVP of the Basketball Hall of Fame Shootout vs. St. Bonaventure after delivering a career-high 21 points on 6-of-7 shooting.

THIS IS HOME

- Shout-out to David Cunningham of Tech Sideline for the below excerpt from an interview he had with Justyn Mutts.



CHALLENGING NONCON

- Coach Young's nonconference scheduling philosophy is quite different from his predecessor - one in which should provide plenty of Quadrant 1 and Quadrant 2 opportunities for the NCAA Tournament resume.
- The Hokies have the potential to play up to six Quadrant 1 or 2 games in their nonconference slate, highlighted by games vs. Memphis, vs. Xavier, at Maryland and vs. St. Bonaventure.
- It's important to note, Tech secured two Quadrant 1 wins all of last season (vs. Villanova and vs. Virginia).
- Six of the Hokies' 11 nonconference games will be played either on the road or at neutral sites.
- Three of Tech's nonconference opponents appeared in the AP preseason poll: No. 12 Memphis, No. 21 Maryland and No. 23 St. Bonaventure.

HOKIES IN PRIMETIME

- If you're a night owl, then the Hokies' 2021-22 schedule will be right up your ally.
- Tech is set to appear in at least 11 games this season with an official start time of 8 p.m. or later. Seven of those games will tip at 9 p.m. or later.

PROGRAM WIN NO. 1,500

- Virginia Tech earned its 1,500th program win Nov. 21 vs. Merrimack, becoming the 90th men's basketball program in Division I history to achieve the mark.
- Tech joined ACC counterparts North Carolina, Duke, Syracuse, Notre Dame, NC State, Louisville, Virginia, Pitt and Wake Forest as the 10 conference programs that have reached the milestone.

NATIONAL POLLS

ASSOCIATED PRESS POLL

Updated: Jan. 17

Rank	School	Record	Points
1	Gonzaga (25)	14-2	1486
2	Auburn (36)	16-1	1482
3	Arizona	14-1	1320
4	Purdue	14-2	1255
5	Baylor	15-2	1238
6	Duke	14-2	1205
7	Kansas	14-2	1192
8	Wisconsin	14-2	1056
9	UCLA	11-2	1041
10	Houston	15-2	1036
11	Villanova	13-4	908
12	Kentucky	14-3	804
13	LSU	15-2	738
14	Michigan State	14-3	681
15	Iowa State	14-3	665
16	USC	14-2	618
17	Illinois	13-3	521
18	Texas Tech	13-4	509
19	Ohio State	11-4	465
20	Xavier	13-3	427
21	Providence	14-2	350
22	Loyola Chicago	13-2	193
23	Texas	13-4	185
24	Tennessee	11-5	98
25	UConn	11-4	73

Receiving Votes: Iowa 56, BYU 50, Davidson 34, Alabama 26, San Diego State 25, Miami 21, Oregon 15, West Virginia 14, Colorado State 13, Texas A&M 10, Oklahoma 7, TCU 4, North Carolina 2, Indiana 2

Dropped from Rankings: Seton Hall 20, Alabama 24

USA TODAY COACHES' POLL

Updated: Jan. 17

Rank	School	Record	Points
1	Gonzaga (23)	14-2	787
2	Auburn (8)	16-1	759
3	Arizona (1)	14-1	687
4	Purdue	14-2	647
5	Duke	14-2	643
6	Baylor	15-2	642
7	Kansas	14-2	611
8	Wisconsin	14-2	546
9	UCLA	11-2	530
10	Houston	15-2	491
11	Villanova	13-4	479
12	Kentucky	14-3	419
13	Michigan State	14-3	366
14	Iowa State	14-3	326
15	USC	14-2	322
16	LSU	15-2	300
17	Illinois	13-3	297
18	Ohio State	11-4	263
19	Texas Tech	13-4	261
20	Xavier	13-3	252
21	Providence	14-2	227
22	Texas	13-4	103
23	Colorado State	13-1	75
24	Loyola Chicago	13-2	60
25	Tennessee	11-5	52
	UConn	11-4	52

Receiving Votes: Miami 40, Seton Hall 37, BYU 23, Alabama 21, Davidson 14, Texas A&M 11, Iowa 10, San Diego State 10, North Carolina 6, Indiana 6, SMU 5, Oregon 5, TCU 4, West Virginia 4, San Francisco 2, Oakland 1, Grand Canyon 1, Oklahoma 1, Murray State 1, Boise State 1

Dropped from Rankings: Seton Hall 18, Alabama 25

TRACKING TECH

	AP	Coaches
Preseason	RV	RV
11/15	RV	-
11/22	RV	RV
11/29	RV	-
12/6	-	-
12/13	-	-
12/20	RV	-
12/27	-	-
1/3	-	-
1/10	-	-
1/17	-	-
1/24	-	-
1/31	-	-
2/7	-	-
2/14	-	-
2/21	-	-
2/28	-	-
3/7	-	-
3/14	-	-
Final	-	-

Ratings Tracker (through Jan. 16)

ESPN.com BPI	21
KenPom.com	31
NCAA NET Rankings	39
Sagarin	34

Virginia Tech's "Best" NET Wins:

75 - Notre Dame
93 - St. Bonaventure
118 - Navy



NOTEWORTHY

STORM WARNING

- Grad student Storm Murphy takes over the reins at point guard following the graduation of Wabissa Bede.
- The Wofford transfer averaged 17.8 points, 3.3 rebounds and 4.3 assists last season. He was one of only 11 players to average that stat line or better nationally.
- Murphy tallied double figures in 21 of 24 contests, including 10 20-point performances, and dished over five assists on eight occasions.
- He concluded his Wofford career with 1,315 points to finish 24th on the program's all-time scoring list.
- The First-Team All-SoCon selection will provide a scoring threat from outside, as he shot 40 percent from three last season.
- Murphy knocked down 70 3-pointers a year ago. In comparison, Bede connected on 12 with a 24.5 percent clip.

DANCIN' IN YEAR TWO

- In previous seasons in Virginia Tech history, the fastest head coach to make the NCAA Tournament was in Year Three. Those Hokies were Howie Shannon, Charlie Moir and Buzz Williams.
- Therefore, with Mike Young doing so in Year Two, he became the fastest Tech coach to make The Dance.

HOKIE CENSUS

- Tech has 13 players on the squad who represent eight states and two international countries (Netherlands, Nigeria).
- Florida leads the way with three players – Hunter Cattoor, Lynn Kidd and Jalen Haynes – while Maryland has two players – Keve Aluma and Darius Maddox.

BOUNCEBACK MENTALITY

- Tech doesn't lose back-to-back games as it did against Memphis and Xavier, often.
- Young and the Hokies were 5-1 last season after a loss with their lone back-to-back losing skid coming at the end of the season to North Carolina in the ACC Tournament and Florida in the NCAA Tournament.
- In 2019-20, Young had five wins following a loss.

50 SPOT

- Tech shot over 50 percent in a game five times during the 2020-21 season - going 5-0.
- Since Young got to Blacksburg, the Hokies are 16-1 in contests shooting 50 percent or greater, with the lone loss coming to BYU on Nov. 27, 2019 in the fifth-place game of the Maui Jim Maui Invitational.
- Over the last decade (2010-11 season to present), Tech is 87-12 when shooting 50 percent or better.

LEADING AT THE BREAK

- Over the last two seasons, Tech is 20-4 when leading at halftime, with two of the losses coming against North Carolina and Florida to end the 2020-21 season.
- The Hokies are 33-8 in the Mike Young era when up at half.

GREEN-LIGHTED FROM THREE

- With the potential lineup of Storm Murphy, Hunter Cattoor, Nahiem Alleyne, Justyn Mutts and Keve Aluma, all five of those players have the green light from distance.
- The last team Coach Young had with this type of threat from deep was his 2018-19 Wofford squad, which ranked second nationally in 3-point accuracy (41.4). The Terriers finished 30-5 that season, including

an unbeaten mark in SoCon action, and reached the second round of the 2019 NCAA Tournament.

RANKED WINS BECOMIN' COMMON

- Tech had four ranked wins last season, tying the most-ever in school history (set 2017-18).

REACH OUR POTENTIAL

- When asked how he'd define success for this season, Coach Young expressed he wanted the Hokies to reach their potential.
- "That will be a real success for me," he said, "And I'll get back to the mountains of North Carolina this spring and fish with a big smile on my face."


ACC POY CONVERSATION

- Keve Aluma is undoubtedly in the conversation for ACC Player of the Year heading into the 2021-22 season.
- The 6-foot-9 forward was a Second-Team All-ACC pick last season, four points behind Virginia's Sam Hauser for the final spot on the first team.
- With the entire All-ACC first team gone, Aluma is the leading returning point getter from the all-conference voting a year ago.

Finish	Player	School
6th	Keve Aluma	Virginia Tech
12th	Isaiah Wong	Miami
14th	Prentiss Hubb	Notre Dame
15th	Armando Bacot	North Carolina

PREGAME VIBES

- Curious what Mike Young may listen to in the locker room pregame? During the Dec. 7 airing of Packer and Durham, Young pointed out he and David Jackson (Tech's strength and conditioning coach) listen to Pearl Jam, Bruce Springsteen and Rolling Stones prior to the team returning to the locker room.



CASSELL COLISEUM - RENDERING OF PROPOSED \$75 MILLION-PLUS RENOVATION OF VIRGINIA TECH'S HOME VENUE

REACH FOR EXCELLENCE


- Virginia Tech announced on April 20, 2021 a \$400 million fundraising campaign to propel Hokie sports to the forefront of the Atlantic Coast Conference, prepare generations of student-athletes for success in life, and raise the university's profile nationwide.
- The campaign will leverage the momentum of recent successes on the field and in fundraising, such as adding about 10,000 more Hokie Club members in the past five years and opening the Student-Athlete Performance Center, thanks to a record gift. Still, leaders acknowledged that the athletics enterprise needs an infusion of revenue in order to compete at the top of the ACC.
- The budget increase will support athletics in three primary areas: facilities, coaching, and the student-athlete experience.



- The Reach for Excellence campaign has five main pillars, which are:
 - A football enhancement fund to build a program that consistently competes at the top of the ACC, by allotting \$30 million over time for recruiting, assistant coaches' salaries, quality-control coaches, player development, and capital needs.
 - Renovations to improve Cassell Coliseum, with at least \$50 million to be raised privately.
 - The Drive for 25 initiative to increase Hokie Club membership to 25,000 and raise \$20 million annually for student-

athlete scholarships.

- Striving for comprehensive excellence for all sports by providing operating expenses, facility improvements, nutritional and strength and conditioning programs, and more.
- Increasing the number of student-athlete scholarship endowments to expand capacity to support students and broaden reach in recruiting.
- When it's filled with nearly 10,000 fans cheering the Hokies to victory in the last seconds of a basketball game, Cassell Coliseum is an amazing sight. But when it's empty, the home of Virginia Tech basketball, volleyball, and wrestling shows its age. Built in the early 1960s, the Coliseum is due for an extensive renovation.
- Plans call for a completely redesigned experience, including:
 - A new glass entrance along Washington Street
 - Extended concourse areas along both sides to allow fans easier access to different sections of the coliseum
 - The addition of high-end premium seating areas, including club seating and luxury suites on both sides
- This much-needed \$75 million-plus project, helped by at least \$50 million in private support, would create one of the best home venues in the ACC.



“HOKIE TRACKS”



COMMENTS THAT LEFT AN IMPRESSION

“This team isn't getting the same amount of attention as other teams in the ACC, but it's likely going to start three fifth-year seniors and two juniors. That type of experience can't be understated.”

- **Jon Rothstein, College Hoops Today**

“Keep an eye baby on the Hokies.”

- **Dick Vitale, ESPN**

“Just so good to have him here. He affects a lot of things. He affects the energy of practice, he affects the winning culture and he's been a part of a lot of winning. I've so thoroughly enjoyed coaching him for his first two years. He's a star. You'll see him coming here in a second and he'll look like your paper boy [...].”

- **Mike Young on Storm Murphy**

“He has as high a basketball IQ as I've been around in 36 years. He's a dynamic athlete. He came to us as a good basketball player, but he's grown by leaps and bounds through his game, his ability to shoot, his ability to make plays off the bounce. [...] Justyn Mutts was probably the key to our year last year. As good as Keve was, as good as Wabissa Bede was. Justyn Mutts is a difference maker.”

- **Mike Young on Justyn Mutts**

2021-22 RANKING SUMMARY

Statistic	National Conference Rank		Value National Leader		Value Conference Leader	
	Rank	Rank	Value	Leader	Value	Leader
3-pt Field Goal Attempts (350 ranked)	183	7	352	Eastern Ky.	627	Wake Forest
Assist Turnover Ratio (350 ranked)	53	6	1.27	Northwestern	2.00	Duke
Assists Per Game (350 ranked)	150	7	13.8	Arizona	21.9	Duke
Blocked Shots Per Game (350 ranked)	177	11	3.2	Auburn	8.4	Duke
Defensive Rebounds per Game (350 ranked)	280	13	24.12	Gonzaga	31.75	North Carolina
Fewest Fouls (350 ranked)	74	5	234	New Hampshire	149	Duke
Fewest Turnovers (350 ranked)	55	5	174	New Hampshire	94	Duke
Field-Goal Percentage (350 ranked)	89	6	46.3	Gonzaga	53.9	Duke
Field-Goal Percentage Defense (350 ranked)	101	6	41.2	LSU	35.4	Virginia
Free Throw Attempts (350 ranked)	319	15	206	Iona	422	Pittsburgh
Free Throws Made (350 ranked)	306	15	152	A&M-Corpus Christi	293	Pittsburgh
Free-Throw Percentage (350 ranked)	80	4	73.8	Montana	81.7	North Carolina
Offensive Rebounds Per Game (350 ranked)	276	12	8.62	TCU	15.00	NC State
Personal Fouls Per Game (350 ranked)	46	6	14.6	Western Ky.	12.8	Duke
Rebound Margin (350 ranked)	189	8	1.2	Kentucky	14.3	North Carolina
Scoring Defense (350 ranked)	16	2	59.3	Jacksonville	54.5	Virginia
Scoring Margin (350 ranked)	56	2	10.6	Gonzaga	24.5	Duke
Scoring Offense (350 ranked)	229	10	69.9	Gonzaga	90.9	Duke
Steals Per Game (350 ranked)	328	15	4.9	LSU	12.2	Florida St.
Three Pt FG Defense (350 ranked)	14	1	27.6	VCU	25.0	Virginia Tech
Three-Point Field Goals Per Game (350 ranked)	83	3	8.6	Oral Roberts	12.7	Notre Dame
Three-Point Field-Goal Percentage (350 ranked)	9	2	39.2	South Dakota St.	44.5	North Carolina
Total 3-point FGM (349 ranked)	92	5	138	Oral Roberts	229	Syracuse
Total Assists (350 ranked)	146	8	221	Furman	330	Duke
Total Blocks (350 ranked)	165	10	51	Auburn	142	Duke
Total Rebounds (350 ranked)	261	15	524	BYU	761	NC State
Total Rebounds Per Game (350 ranked)	299	13	32.75	Arizona	43.33	North Carolina
Total Steals (350 ranked)	315	15	78	LSU	207	Florida St.
Turnover Margin (348 ranked)	86	5	2.0	Abilene Christian	9.5	Miami (FL)
Turnovers Forced (350 ranked)	213	8	12.88	Abilene Christian	22.18	Florida St.
Turnovers Per Game (350 ranked)	26	6	10.9	Wisconsin	8.2	Miami (FL)
Won-Lost Percentage (349 ranked)	163	10	56.2	Auburn	94.1	Duke

GAMES STARTED

	Streak	21-22	Career	ACC
Hunter Cattoor	16	16	21	8
David N'Guessan	-	-	-	-
Sean Pedulla	-	-	-	-
Nahiem Alleyne	36	16	64	33
Storm Murphy	99*	16	136	5
Camden Johnson	-	-	-	-
Jalen Haynes	-	-	-	-
Darius Maddox	-	-	-	-
Ben Varga	-	-	-	-
Lynn Kidd	-	-	-	-
John Ojiako	-	-	2	2
Keve Aluma	46^	16	74	18
Justyn Mutts	37	16	87	18


* 83 games at Wofford
^ 8 games at Wofford



NON-CONFERENCE BREAKDOWN

Team	NET	Result
Maine	358	W, 82-47
at Navy	51	W, 77-57
Radford	249	W, 65-39
St. Francis (Pa.)	200	W, 85-55
Merrimack	243	W, 72-43
vs. #9/10 Memphis	65	L, 69-61
vs. #25/RV Xavier	30	L, 59-58
at Maryland	155	W, 62-58
Cornell	99	W, 93-60
at Dayton	95	L, 62-57
vs. St. Bonaventure	83	W, 86-49

Tech will play at least three times at Barclays Center this season.



Keve Aluma has notched a team-best nine double-doubles over the last two seasons.

SEASON BREAKDOWN

TECH'S RECORD WHEN...

	2021-22
Overall	9-7
ACC	1-4
At home	6-2
On the road	2-3
At neutral sites	1-2
After a win	4-4
After a loss	4-3
In overtime	0-0
vs. ranked opponents	0-3
Winning the opening tip	8-2
Losing the opening tip	1-5
Decided by 1-4 points or OT	1-2
Decided by 5-10 points	1-3
Decided by 11-20 points	1-2
Decided by 21+ points	6-0
Leading at half	8-2
Tied at half	0-0
Trailing at half	1-5
VT shoots 50% or better	7-0
VT shoots 40-49.9%	1-5
VT shoots less than 40%	1-2
VT out-shoots opponent	8-1
Opp. out-shoots VT	1-6
Opp. shoots 40% or better	2-6
Opp. shoots less than 40%	7-1
VT out-rebounds opponent	7-0
Opp. out-rebounds VT	2-7
Rebounds are tied	0-0
VT has more FT attempts	6-3
Opp. has more FT attempts	2-4
VT makes more 3-pointers	9-3
Opp. makes more 3-pointers	0-3
VT wins turnover battle	8-4
Opp. wins turnover battle	1-3
Turnovers are tied	0-0
VT scores 100+	0-0
VT scores 90-99 points	1-0
VT scores 80-89 points	3-0
VT scores 70-79 points	3-0
VT scores 60-69 points	2-4
VT scores 50-59 points	0-3
VT scores < 50 points	0-0
Opp. scores > 99 points	0-0
Opp. scores 90-99 points	0-0
Opp. scores 80-89 points	0-1
Opp. scores 70-79 points	1-1
Opp. scores 60-69 points	1-3
Opp. scores 50-59 points	3-2
Opp. scores < 50 points	4-0
Playing on Monday	1-0
Playing on Tuesday	1-1
Playing on Wednesday	2-3
Playing on Thursday	1-0
Playing on Friday	2-1
Playing on Saturday	1-1
Playing on Sunday	1-1
In November	5-2
In December	3-3
In January	1-2
In February	0-0
In March	0-0
Playing during the day	2-2
Playing at night	7-5
Wearing White	4-2
Wearing Maroon	2-2
Wearing Orange	1-2
Wearing Gray	2-1

STARTING LINEUPS

W/L

9-7 Murphy, Cattoor, Alleyne, Mutts, Aluma

Margin of Victory/Defeat

	1	2	3	4	5	6	7	8	9	10	11-19	20+
Wins	-	-	-	1	-	1	-	-	-	-	-	7
Losses	1	1	-	-	2	-	-	1	-	-	2	-

Most First Half Points

Virginia Tech 47 vs. Cornell (12/8/21)
Opponents 40 vs. Notre Dame (1/15/22)

Most Second Half Points

Virginia Tech 51 vs. Saint Francis (11/18/21)
Opponents 44 vs. Duke (12/22/21)

Fewest First Half Points

Virginia Tech 22 at Dayton (12/12/21)
Opponents 18 (2x), vs. Merrimack (11/21/21)

Fewest Second Half Points

Virginia Tech 27 vs. Wake Forest (12/4/21)
Opponents 21 vs. Radford (11/15/21)

Largest Halftime Lead

Virginia Tech 24 vs. Maine (11/9/21)
Opponents 8 (2x), vs. Notre Dame (1/15/22)

Largest Margin of Victory

Virginia Tech 37 vs. St. Bonaventure (12/17/21)
Opponents 19 vs. Wake Forest (11/24/21)

MISCELLANEOUS

How 1st Points Were Scored

Layup	2
3FG	8
Jumper	5
Dunk	-
Free-Throw	1
Tip-in	-

Rebounds Leader

Nahiem Alleyne	1
Keve Aluma	5
Hunter Cattoor	2
Justyn Mutts	8
David N'Guessan	2

Blocks Leader

Keve Aluma	6
Darius Maddox	1
Justyn Mutts	6
David N'Guessan	6
John Ojiako	2

15+ Rebounds

-	-
---	---

20+ Rebounds

-	-
---	---

Scored VT's 1st Points

Nahiem Alleyne	4
Keve Aluma	5
Hunter Cattoor	4
Storm Murphy	1
Justyn Mutts	2

Assists Leader

Nahiem Alleyne	4
Keve Aluma	2
Hunter Cattoor	4
Storm Murphy	7
Justyn Mutts	4

10+ Points

Nahiem Alleyne	7
Keve Aluma	14
Hunter Cattoor	8
Darius Maddox	2
Storm Murphy	7
Justyn Mutts	7
David N'Guessan	2

5+ Assists

Keve Aluma	1
Hunter Cattoor	2
Storm Murphy	2
Justyn Mutts	2

10+ Assists

-	-
---	---

First Off VT Bench

Darius Maddox	10
David N'Guessan	11
John Ojiako	5
Sean Pedulla	6

Steals Leader

Nahiem Alleyne	1
Keve Aluma	3
Hunter Cattoor	9
Darius Maddox	2
Storm Murphy	1
Justyn Mutts	8
David N'Guessan	3
Sean Pedulla	2

20+ Points

Nahiem Alleyne	2
Keve Aluma	4
Hunter Cattoor	1
Justyn Mutts	2

5+ Steals

-	-
---	---

5+ Blocks

-	-
---	---

Points Leader

Nahiem Alleyne	3
Keve Aluma	9
Hunter Cattoor	3
Storm Murphy	2
Justyn Mutts	2
David N'Guessan	1

30+ Points

-	-
---	---

30+ Points

-	-
---	---

10+ Rebounds

Keve Aluma	3
Justyn Mutts	3

Double-Doubles

Keve Aluma	3
------------	---


THE LAST TIME

LAST TIME VIRGINIA TECH...

Scored 100+ points and won	100-64, vs. Delaware State, 11/20/19
Scored 100+ points and lost	100-104 (2OT), vs. Maryland, 2/27/10
Played in OT	70-75 (OT), vs. Florida, 3/19/21
Played in consecutive OTs	82-77 (OT), vs. UAB, 11/28/15; 79-81 (OT), vs. Northwestern, 12/1/15
Played in 2OT	79-77 (2OT), vs. North Carolina, 1/22/20
Played in 3OT	95-102 (3OT), vs. Miami (Fla.), 1/19/20
Scored 100+ points	100-64, vs. Delaware State, 11/20/19
Scored 90-99 points	93-60, vs. Cornell, 12/8/21
Scored 80-89 points	86-49, vs. St. Bonaventure, 12/17/21
Scored 70-79 points	79-73, vs. Notre Dame, 1/15/22
Scored 60-69 points	63-68, vs. NC State, 1/4/22
Scored 50-59 points	52-54, at Virginia, 1/12/22
Scored 40-49 points	47-24, at No. 23/22 NC State, 2/2/19
Scored 30-39 points	39-65, at No. 19/19 Virginia, 1/4/20
Scored 20-29 points	27-40, at McGuire Hospital, 2/2/46
Scored 10-19 points	16-45, at Virginia, 1/30/39
Scored less than 10 points	9-29, vs. North Carolina, 1/12/35
Allowed 100+ points	95-102 (3OT), vs. Miami (Fla.), 1/19/20
Allowed 90-99 points	77-90, vs. BYU, 11/27/19
Allowed 80-89 points	61-80, vs. Wake Forest, 12/4/21
Allowed 70-79 points	79-73, vs. Notre Dame, 1/15/22
Allowed 60-69 points	63-68, vs. NC State, 1/4/22
Allowed 50-59 points	52-54, at Virginia, 1/12/22
Allowed 40-49 points	86-49, vs. St. Bonaventure, 12/17/21
Allowed 30-39 points	65-39, vs. Radford, 11/15/21
Allowed 20-29 points	47-24, at No. 23/22 NC State, 2/2/19
Allowed 10-19 points	60-19, vs. Lynchburg, 1/9/46
Allowed less than 10 points	28-9, vs. Hampden-Sydney, 1/17/23
Scored at least 60 points in a half	66, 2nd Half, vs. The Citadel, 11/12/17
Largest margin of victory	83 points, vs. Randolph-Macon (87-4), 1/10/1911
Largest margin of victory in ACC	38 points, vs. Wake Forest (84-46), 2/27/21
Defeated a ranked opponent on the road	47-24, at No. 23/22 NC State, 2/2/19
Defeated a ranked opponent at home	65-51, vs. No. 8/8 Virginia, 1/30/21
Defeated a ranked opponent on a neutral court	81-73 (OT), vs. No. 3/3 Villanova, 11/28/20
Defeated a defending national champion	65-51, vs. No. 8/8 Virginia, 1/30/21
Held opponent without a double-figure scorer	65-39, vs. Radford, 11/15/21
Failed to have a double-figure scorer	41-57, vs. Temple, 2/25/96
Had 6 or more players score in double figures	vs. Cornell, 12/8/21
Had 7 or more players score in double figures	vs. Cornell, 12/8/21
Did not make a 3FG	at Providence, 2/1/03
Opponent did not make a 3FG	at NC State, 2/10/10
Did not shoot a FT in the first half	vs. No. 3/3 Villanova, 11/28/20
Did not shoot a FT in the second half	vs. Virginia, 12/5/10
Opponent did not shoot a FT	vs. Merrimack, 11/21/21
Held an opponent under 10 points in a half	9 points, vs. Eastern Michigan, 12/22/11
Held an opponent under 20 points in a half	18 points, vs. Merrimack, 11/21/21
Had double-figure blocked shots	10, 84-46, vs. Wake Forest, 2/27/21
Came back from a double-figure deficit to win	10 points, vs. Notre Dame, 1/15/22
Lost a double-digit lead	10 points, vs. Florida, 3/19/21
Led by 20 or more points at halftime	22 points, vs. St. Bonaventure, 12/17/21
Had 20-29 assists in a game	21, vs. Pitt, 2/15/20
Had 30 or more assists	36, vs. The Citadel, 11/12/17
Held a team under 20 percent from the floor	16.7%, at No. 23/22 NC State, 2/2/19
Held a team under three made FGs in a half	2 FG, vs. Notre Dame, 1/10/21
Won an NCAA Tournament game	67-58, vs. Liberty, 3/24/19

WHAT'S A HOKIE?

The answer leads all the way back to 1896 when Virginia Agricultural and Mechanical College changed its name to Virginia Polytechnic Institute. With the change came the necessity for writing a new cheer and a contest for such a purpose was held by the student body.



Senior O.M. Stull won first prize for his "Hokie" yell which is still used today. Later, when asked if "Hokie" had any special meaning, Stull explained the word was solely the product of his imagination and was used only as an attention-getter for his yell. It soon became a nickname for all Tech teams and for those people loyal to Tech athletics.

The official university school colors - Chicago Maroon and Burnt Orange - also were introduced in 1896. The colors were chosen by a committee because they made a 'unique combination' not worn elsewhere at the time. The official definition of "Hokie" is "a loyal Virginia Tech Fan."



OUR NAME

When referring to our name, we ask that you use Virginia Tech, Hokies or Tech - and not 'Vah Tech.' Thank you!

THE LAST TIME

LAST TIME A VIRGINIA TECH PLAYER...

Recorded a double-double	Keve Aluma (25 pts./10 rebs), at No. 2/2 Duke, 12/22/21
Recorded a triple-double	Chris Clarke (13 pts./12 rebs./10 ast.), vs. The Citadel, 2/27/10
Two Tech players recorded double-doubles in same game	Keve Aluma (14 pts./12 rebs.) & Justyn Mutts (14 pts./11 rebs.), at Notre Dame, 1/27/21
Two Tech players recorded double-doubles in consecutive games	vs. North Carolina (ACC Tournament), 3/13/09; vs. Duquesne (NIT), 3/18/09
Had five or more steals	Nickeil Alexander-Walker (6), vs. Miami (Fla.), 1/30/19
Had 10 or more assists in a game	Wabissa Bede (10), vs. Delaware State, 11/20/19
Had 20 or more rebounds in a game	Jeff Allen (21), vs. Longwood, 12/14/08
Two Tech players with double-figure rebounds	Justyn Mutts (12) & Keve Aluma (11), vs. No. 9/10 Memphis, 11/24/21
Two Tech players had five or more assists	Justyn Mutts (6) & Hunter Cattoor (5), vs. Maine, 11/9/21
Three Tech players had five or more assists	Chris Clarke (10), Justin Robinson (6) & Seth Allen (6), vs. The Citadel, 12/17/16
Four Tech players had five or more assists	Kerry Blackshear Jr. (8), Devin Wilson (7), Justin Robinson (7) & Chris Clarke (5), vs. The Citadel, 1/30/21
Three Tech players made five or more 3FG	Nahiem Alleyne (5), Jalen Cone (5) & Isaiah Wilkins (5), vs. Delaware State, 11/20/19
Eight or more Tech players made a 3FG	8 players, vs. Merrimack, 11/21/21
Two Tech players scored 20 or more points	Justyn Mutts (24) & Nahiem Alleyne (22), vs. Notre Dame, 1/15/22
Three Tech players scored 20 or more points	Nickeil Alexander-Walker (25), Ahmed Hill (23) & Justin Robinson (23), vs. No. 23/22 Purdue, 11/18/18
Two Tech players scored 20 or more points in consecutive games	Nickeil Alexander-Walker & Kerry Blackshear Jr., 11/10/17 & 11/12/17
Tech freshman scored 20 or more points in a game	Tyrece Radford (26) & Jalen Cone (20), vs. Miami (Fla.), 2/19/20
Three Tech freshmen scored in double figures in a game	Hunter Cattoor (14), Jalen Cone (11) & Lander Nolley II (10), vs. North Carolina, 3/10/20
Four Tech freshmen scored in double figures in a game	Landers Nolley II (21), Tyrece Radford (21), Jalen Cone (15) & Nahiem Alleyne (10), at Wake Forest, 1/14/20
Tech player scored 30-39 points in a game	Keve Aluma (30), at Pittsburgh, 2/3/21
Tech player scored 40-49 points in a game	Dorenzo Hudson (41), vs. Seton Hall, 1/2/10
Tech player scored 50+ points in a game	Bimbo Coles (51), vs. Southern Miss, 2/6/88
Tech player had consecutive double-doubles	Keve Aluma, 1/27/21, 1/30/21, 2/3/21
Tech player had three consecutive double-doubles	Keve Aluma, 1/27/21, 1/30/21, 2/3/21
Tech freshman had consecutive double-doubles	Kerry Blackshear Jr., 12/13/15, 12/19/15
Tech allowed a triple-double	Dennis Smith Jr. (27 pts./11 rebs./11 ast.), at NC State, 1/4/17
Tech had a walk-on score double figures	Christian Beyer (13), vs. Alabama A&M, 12/14/14




NAW IN YEAR 3

- Nickeil Alexander-Walker left his mark on Virginia Tech and is working on making a name for himself at the next level with the New Orleans Pelicans.
- A first-round draft pick in 2019, the Toronto native played in 46 games last season, averaging 21.9 minutes per game and 11 points per game.
- Averaging 13.3 points per game in his last 10 games, including a 27-point performance in a 111-97 win over the Portland Trail Blazers on Dec. 21, 2021.

J-ROB ENDS RUN WITH THE PISTONS

- Justin Robinson signed a 10-day contract with the Detroit Pistons on Dec. 28, 2021.
- The Manassas, Virginia native dropped in eight points on 3-of-7 shooting against the San Antonio Spurs on Jan. 1, 2022.
- He dialed up a season-high nine points on 3-of-9 shooting in a 140-111 loss at the Charlotte Hornets on Jan. 5.





MIKE YOUNG

Head Coach | Third Season at Virginia Tech

2020-21 ACC Coach of the Year

CAREER RECORDS

Overall Record	339-274
Conference Games	192-145
Non-Conference Games	147-129
Conference Tournament	20-14
NCAA Tournament	1-6
Overtime Games	19-16
One-Point Games	10-14
vs. AP Top 25	5-24

VS. CURRENT ACC HEAD COACHES

Coach	All	VT	Wofford
Earl Grant	-	-	-
Brad Brownell	3-2	3-0	0-2
Mike Krzyzewski	1-5	1-3	0-2
Leonard Hamilton	0-1	0-1	-
Josh Pastner	1-3	0-2	1-1
Chris Mack	1-3	0-2	1-1
Jim Larrañaga	3-3	2-2	1-1
Kevin Keatts	1-1	1-1	-
Hubert Davis	-	-	-
Mike Brey	3-2	3-1	0-1
Jeff Capel III	1-1	1-1	-
Jim Boeheim	1-2	1-2	-
Tony Bennett	1-4	1-3	0-1
Steve Forbes	8-4	2-1	6-3
Total	24-31	15-19	9-12

vs. Coach Young

Earl Grant	-
Brad Brownell	2-3 at Clemson
Mike Krzyzewski	5-1 at Duke
Leonard Hamilton	1-0 at Florida State
Josh Pastner	3-1 at Georgia Tech
Chris Mack	1-1 at Xavier; 2-0 at UofL
Jim Larrañaga	0-1 at GMU; 3-2 at Miami
Kevin Keatts	1-1 at NC State
Hubert Davis	-
Mike Brey	2-3 at Notre Dame
Jeff Capel III	1-1 at Pitt
Jim Boeheim	2-1 at Syracuse
Tony Bennett	4-1 at UVA
Steve Forbes	3-6 at ETSU; 1-2 at Wake

▶ COACH YOUNG: CAREER BREAKDOWN

Season	School	Overall	Conference	Finish	Postseason	Ranking	RPI/NET
2002-03	Wofford	14-15 .483	8-8 .500	T6th	-	-/-	219
2003-04	Wofford	9-20 .310	4-12 .250	T10th	-	-/-	273
2004-05	Wofford	14-14 .500	7-9 .438	8th	-	-/-	225
2005-06	Wofford	11-18 .379	6-9 .400	9th	-	-/-	287
2006-07	Wofford	10-20 .333	5-13 .278	T9th	-	-/-	295
2007-08	Wofford	16-16 .500	8-12 .400	8th	-	-/-	191
2008-09	Wofford	16-14 .533	12-8 .600	4th	-	-/-	177
2009-10	Wofford	26-9 .743	15-3 .833	1st	NCAA First Round	-/-	73
2010-11	Wofford	21-13 .618	14-4 .778	T1st	NCAA First Round	-/-	105
2011-12	Wofford	19-14 .576	12-6 .667	T2nd	CBI	-/-	178
2012-13	Wofford	13-19 .406	7-11 .389	T8th	-	-/-	253
2013-14	Wofford	20-13 .606	11-5 .688	T3rd	NCAA First Round	-/-	152
2014-15	Wofford	28-7 .800	16-2 .889	1st	NCAA First Round	RV/-	49
2015-16	Wofford	15-17 .469	11-7 .611	T3rd	-	-/-	202
2016-17	Wofford	16-17 .485	10-8 .556	T4th	-	-/-	189
2017-18	Wofford	21-13 .618	11-7 .611	T4th	CIT	-/-	141
2018-19	Wofford	30-5 .857	18-0 1.000	1st	NCAA Second Round	19/18	14
Totals	17 Seasons	299-244 .551	175-124 .585				
2019-20	Virginia Tech	16-16 .500	7-13 .350	T10th	-	-/-	92
2020-21	Virginia Tech	15-7 .682	9-4 .692	3rd	NCAA First Round	25/RV	51
2021-22	Virginia Tech	9-7 .563	1-4 .200	-	-	-/-	38
Totals	3 Seasons	40-30 .571	17-21 .447				
Overall	20 Seasons	339-274 .553	192-145 .570				

▶ THE YOUNG FILE

Born	5/1/1963
Hometown	Radford, Virginia
Wife	Margaret
Children	Cooper, Davis
Education	Emory & Henry, 1986
Joined Tech Staff	4/7/2019
Years as College Head Coach	20
Years as College Coach	35

Coaching Career

1986-88	Assistant Coach, Emory & Henry
1988-89	Assistant Coach, Radford
1989-02	Assistant Coach, Wofford
2002-19	Head Coach, Wofford
2019-pr.	Head Coach, Virginia Tech

▶ ACCOMPLISHMENTS

Six NCAA Tournaments

2021, 2019, 2015, 2014, 2011, 2010

Five SoCon Tournament Championships

2019, 2015, 2014, 2011, 2010

Four SoCon Regular-Season Titles

2019, 2015, 2011, 2010

Two-time National Coach of the Year

2019 (Sporting News), 2010 (Hugh Durham)

Three AP All-America Selections

Fletcher Magee (2018-19), Karl Cochran (2014-15), Noah Dahlman (2009-10)

O HUNTER CATTOOR

JUNIOR Guard | 6-3 | 200 | Human Development
Orlando, Florida | Bishop Moore



SEASON/CAREER BESTS

POINTS

Season 21 vs. St. Bonaventure (12/17/21)
Career 21 vs. St. Bonaventure (12/17/21)

REBOUNDS

Season 9 vs. Radford (11/15/21)
Career 9 vs. Radford (11/15/21)

ASSISTS

Season 5 (2x), last at Virginia (1/12/22)
Career 5 (3x), last at Virginia (1/12/22)

BLOCKS

Season 1 at Virginia (1/12/22)
Career 3 vs. Wake Forest (2/27/21)

STEALS

Season 3 at Virginia (1/12/22)
Career 3 (4x), last at Virginia (1/12/22)

MINUTES

Season 39 at Virginia (1/12/22)
Career 39 at Virginia (1/12/22)

FIELD GOALS MADE

Season 7 at Navy (11/12/21)
Career 7 at Navy (11/12/21)

FIELD GOALS ATTEMPTED

Season 10 (5x), last at Virginia (1/12/22)
Career 11 (2x), last at Miami (2/6/21)

3-PT. FIELD GOALS MADE

Season 5 (2x), last vs. St. Bona. (12/17/21)
Career 5 (3x), last vs. St. Bona. (12/17/21)

3-PT. FIELD GOALS ATTEMPTED

Season 7 (5x), last vs. NC State (1/4/22)
Career 10 vs. North Carolina (3/10/20)

FREE THROWS MADE

Season 4 (2x), last vs. St. Bona. (12/17/21)
Career 6 vs. South Florida (11/29/20)

FREE THROWS ATTEMPTED

Season 5 vs. St. Bonaventure (12/17/21)
Career 8 vs. South Florida (11/29/20)

CAREER STATS

	GP-GS	MIN	AVG	FG-FGA	FG%	3FG-FGA	3FG%	FT-FTA	FT%	OFF-DEF-TOT	AVG	PF-FO	AST	TO	BLK	STL	PTS	AVG
2019-20	31-3	629	20.3	69-165	.418	51-127	.402	14-22	.636	4-73-77	2.5	44-0	35	16	4	31	203	6.5
2020-21	22-2	489	22.2	57-125	.456	39-90	.433	34-43	.791	2-39-41	1.9	34-1	30	26	11	20	187	8.5
2021-22	16-16	524	32.8	52-122	.426	35-81	.432	14-18	.778	5-59-64	4.0	32-0	31	13	1	18	153	9.6
TOTAL	69-21	1642	23.8	178-412	.432	125-298	.419	62-83	.747	11-171-182	2.6	110-1	96	55	16	69	543	7.9

- MVP of Basketball Hall of Fame Shootout vs. St. Bonaventure. *Last name pronounced: cuh-TOUR*
- One of Tech's top threats from three.
- Had 12 games of hitting three or more 3FGs during the 2020-21 season.
- Reached double-figure scoring 11 times as a sophomore.
- Made the game-tying 3-pointer to send the Miami (Fla.) (2/6) game into overtime, and then hit two clutch free throws in the final four seconds of OT to make it a two-possession game and preserve the win - finishing with 14 points and three rebounds.
- Played in 31 games, drawing three starts in 2019-20.
- Originally committed to Wofford, but signed with the Hokies after Virginia Tech's hiring of Mike Young.
- Four-year letterwinner at Bishop Moore High School.
- FHSAA 6A first-team All-State and District Player of the Year.
- Scored 1,420 points in high school. Was a 3-star (247 Sports).
- Also played quarterback on Bishop Moore's football team.

2021-22 GAME-BY-GAME STATS

OPPONENT	DATE	ST	MIN	FG-FGA	PCT	3FG-FGA	PCT	FT-FTA	PCT	OFF	DEF	TOT	PF	A	T/O	BLK	STL	PTS
Maine	11/9/21	*	31	2-4	.500	1-3	.333	0-0	.000	0	4	4	0	5	0	0	0	5
at Navy	11/12/21	*	33	7-10	.700	5-7	.714	0-0	.000	1	2	3	2	4	0	0	2	19
Radford	11/15/21	*	32	2-9	.222	1-6	.167	2-2	1.000	0	9	9	0	1	2	0	2	7
St. Francis (Pa.)	11/18/21	*	29	1-5	.200	0-2	.000	0-0	.000	1	4	5	3	1	2	0	0	2
Merrimack	11/21/21	*	30	2-7	.286	2-7	.286	2-2	1.000	0	3	3	0	1	0	0	2	8
vs. Memphis	11/24/21	*	28	3-8	.375	2-5	.400	1-3	.333	0	3	3	4	0	1	0	1	9
vs. Xavier	11/26/21	*	37	5-10	.500	3-7	.429	0-0	.000	0	3	3	3	4	2	0	1	13
at Maryland	12/1/21	*	36	4-10	.400	4-7	.571	0-0	.000	0	1	1	2	3	0	0	2	12
Wake Forest	12/4/21	*	31	1-5	.200	0-4	.000	0-0	.000	0	2	2	3	2	1	0	1	2
Cornell	12/8/21	*	25	4-8	.500	3-4	.750	0-0	.000	0	4	4	4	0	0	0	0	11
at Dayton	12/12/21	*	37	4-9	.444	2-6	.333	4-4	1.000	1	5	6	1	2	1	0	2	14
vs. St. Bonaventure	12/17/21	*	26	6-7	.857	5-5	1.000	4-5	.800	1	4	5	1	0	1	0	1	21
at Duke	12/22/21	*	35	4-10	.400	2-4	.500	0-0	.000	1	3	4	3	0	2	0	1	10
NC State	1/4/22	*	38	3-7	.429	3-7	.429	0-0	.000	0	3	3	2	0	0	0	0	9
at Virginia	1/12/22	*	39	4-10	.400	2-5	.400	0-0	.000	0	6	6	0	5	1	1	3	10
Notre Dame	1/15/22	*	37	0-3	.000	0-2	.000	1-2	.500	0	3	3	4	3	0	0	0	1
at NC State	1/19/22																	
at Boston College	1/22/22																	
at North Carolina	1/24/22																	
Miami	1/26/22																	
at Florida State	1/29/22																	
Georgia Tech	2/2/22																	
at Pittsburgh	2/5/22																	
Pittsburgh	2/7/22																	
Syracuse	2/12/22																	
Virginia	2/14/22																	
North Carolina	2/19/22																	
at Georgia Tech	2/23/22																	
at Miami	2/26/22																	
Louisville	3/1/22																	
at Clemson	3/5/22																	

PRODUCTION TRACKER

	This Season	Career
Scored 10+ Points	8	29
Scored 20+ Points	1	1
Led Tech in Scoring	3	5
Made 3+ 3FGs	6	18
Led Tech in 3FGM	10	19
Shot over 40% from 3	9	40
Had a Double-Double	-	-
Had Multiple Assists	8	26
Had Multiple Steals	6	20



1 DAVID N'GUESSAN

SOPHOMORE Forward | 6-9 | 205 | Sociology
De Lier, The Netherlands | Mt. Zion Prep



SEASON/CAREER BESTS

POINTS

Season 19 vs. Saint Francis (11/18/21)
Career 19 vs. Saint Francis (11/18/21)

REBOUNDS

Season 9 vs. Cornell (12/8/21)
Career 9 vs. Cornell (12/8/21)

ASSISTS

Season 2 (3x), last vs. Cornell (12/8/21)
Career 2 (5x), last vs. Cornell (12/8/21)

BLOCKS

Season 3 (2x), last vs. Notre Dame (1/15/22)
Career 3 (2x), last vs. Notre Dame (1/15/22)

STEALS

Season 2 vs. Radford (11/15/21)
Career 2 (3x), last vs. Radford (11/15/21)

MINUTES

Season 23 vs. Cornell (12/8/21)
Career 23 vs. Cornell (12/8/21)

FIELD GOALS MADE

Season 7 vs. Maine (11/9/21)
Career 7 vs. Maine (11/9/21)

FIELD GOALS ATTEMPTED

Season 7 vs. Maine (11/9/21)
Career 7 vs. Maine (11/9/21)

3-PT. FIELD GOALS MADE

Season 1 (3x), last at Dayton (12/12/21)
Career 1 (3x), last at Dayton (12/12/21)

3-PT. FIELD GOALS ATTEMPTED

Season 2 vs. Wake Forest (12/4/21)
Career 2 vs. Wake Forest (12/4/21)

FREE THROWS MADE

Season 4 vs. Cornell (12/8/21)
Career 4 vs. Cornell (12/8/21)

FREE THROWS ATTEMPTED

Season 7 vs. Cornell (12/8/21)
Career 7 vs. Cornell (12/8/21)

CAREER STATS

	GP-GS	MIN	AVG	FG-FGA	FG%	3FG-FGA	3FG%	FT-FTA	FT%	OFF-DEF-TOT	AVG	PF-FO	AST	TO	BLK	STL	PTS	AVG
2020-21	21-0	202	9.6	21-36	.583	0-2	.000	13-31	.419	15-33-48	2.3	33-1	8	9	2	6	55	2.6
2021-22	16-0	208	13.0	23-48	.479	3-8	.375	10-21	.476	12-33-45	2.8	27-0	10	13	13	5	59	3.7
TOTAL	37-0	410	11.1	44-84	.524	3-10	.300	23-52	.442	27-66-93	2.5	60-1	18	22	15	11	114	3.1

- Look for a huge jump in production; he's had one of the more impressive offseasons for the Hokies *Last name pronounced: GUH-sahn*
- Worked on extending his range to the 3-point line.
- Appeared in 21 of 22 games as a freshman.
- Reached double-figure scoring in back-to-back games at Wake Forest (1/17/21) and at Syracuse (1/23/21).
- Totaled a career-high 13 points in 14 minutes in the 64-60 win at Wake Forest (1/17/21).
- A consensus three-star recruit by Rivals and 247 Sports.
- Averaged 15 points, seven rebounds and three assists per game at Mt. Zion Prep during the 2019-20 season.
- Chose the Hokies over St. Joseph's, VCU and Washington State.

2021-22 GAME-BY-GAME STATS

OPPONENT	DATE	ST	MIN	FG-FGA	PCT	3FG-FGA	PCT	FT-FTA	PCT	OFF	DEF	TOT	PF	A	T/O	BLK	STL	PTS
Maine	11/9/21		18	7-7	1.000	1-1	1.000	0-1	.000	0	0	0	1	0	0	0	0	15
at Navy	11/12/21		14	0-4	.000	0-0	.000	0-2	.000	0	4	4	2	1	0	0	1	0
Radford	11/15/21		18	3-5	.600	1-1	1.000	0-0	.000	1	2	3	3	0	2	0	2	7
St. Francis (Pa.)	11/18/21		19	2-3	.667	0-1	.000	3-4	.750	2	6	8	1	2	0	3	0	7
Merrimack	11/21/21		16	2-4	.500	0-0	.000	0-2	.000	1	1	2	0	1	2	1	0	4
vs. Memphis	11/24/21		4	0-1	.000	0-0	.000	0-0	.000	0	0	0	2	0	0	0	0	0
vs. Xavier	11/26/21		11	0-1	.000	0-0	.000	0-0	.000	1	0	1	1	2	0	0	0	0
at Maryland	12/1/21		11	2-4	.500	0-0	.000	1-2	.500	1	3	4	2	0	1	0	0	5
Wake Forest	12/4/21		17	0-6	.000	0-2	.000	0-0	.000	3	0	3	2	0	1	2	1	0
Cornell	12/8/21		23	3-6	.500	0-0	.000	4-7	.571	2	7	9	1	2	2	2	0	10
at Dayton	12/12/21		12	2-2	1.000	1-1	1.000	1-1	1.000	0	1	1	3	0	1	1	0	6
vs. St. Bonaventure	12/17/21		15	1-2	.500	0-0	.000	1-2	.500	1	5	6	2	1	2	0	0	3
at Duke	12/22/21		6	0-1	.000	0-1	.000	0-0	.000	0	0	0	2	0	0	0	1	0
NC State	1/4/22		11	1-1	1.000	0-0	.000	0-0	.000	0	2	2	2	1	1	0	0	2
at Virginia	1/12/22		1	0-0	.000	0-0	.000	0-0	.000	0	0	0	1	0	0	0	0	0
Notre Dame	1/15/22		12	0-1	.000	0-1	.000	0-0	.000	0	2	2	2	0	1	3	0	0
at NC State	1/19/22																	
at Boston College	1/22/22																	
at North Carolina	1/24/22																	
Miami	1/26/22																	
at Florida State	1/29/22																	
Georgia Tech	2/2/22																	
at Pittsburgh	2/5/22																	
Pittsburgh	2/7/22																	
Syracuse	2/12/22																	
Virginia	2/14/22																	
North Carolina	2/19/22																	
at Georgia Tech	2/23/22																	
at Miami	2/26/22																	
Louisville	3/1/22																	
at Clemson	3/5/22																	

PRODUCTION TRACKER

	This Season	Career
Scored 10+ Points	2	4
Scored 20+ Points	-	-
Led Tech in Scoring	1	1
Made multiple 3FGs	-	-
Had 5+ Rebounds	3	7
Had a Double-Double	-	-
Had Multiple Assists	3	5
Had Multiple Steals	1	3
Had Multiple Blocks	4	4



3 SEAN PEDULLA

FRESHMAN Guard | 6-1 | 190 | Sports Media and Analytics
Edmond, Oklahoma | Edmond Memorial



SEASON/CAREER BESTS

POINTS

Season 11 vs. Cornell (12/8/21)
Career 11 vs. Cornell (12/8/21)

REBOUNDS

Season 2 (3x), last at Dayton (12/12/21)
Career 2 (3x), last at Dayton (12/12/21)

ASSISTS

Season 4 vs. Merrimack (11/21/21)
Career 4 vs. Merrimack (11/21/21)

BLOCKS

Season -
Career -

STEALS

Season 2 vs. Saint Francis (11/18/21)
Career 2 vs. Saint Francis (11/18/21)

MINUTES

Season 20 vs. Cornell (12/8/21)
Career 20 vs. Cornell (12/8/21)

FIELD GOALS MADE

Season 4 vs. Cornell (12/8/21)
Career 4 vs. Cornell (12/8/21)

FIELD GOALS ATTEMPTED

Season 8 vs. Cornell (12/8/21)
Career 8 vs. Cornell (12/8/21)

3-PT. FIELD GOALS MADE

Season 3 vs. Cornell (12/8/21)
Career 3 vs. Cornell (12/8/21)

3-PT. FIELD GOALS ATTEMPTED

Season 4 vs. Cornell (12/8/21)
Career 4 vs. Cornell (12/8/21)

FREE THROWS MADE

Season 2 at Dayton (12/12/21)
Career 2 at Dayton (12/12/21)

FREE THROWS ATTEMPTED

Season 2 (2x), last at Dayton (12/12/21)
Career 2 (2x), last at Dayton (12/12/21)

CAREER STATS

	GP-GS	MIN	AVG	FG-FGA	FG%	3FG-FGA	3FG%	FT-FTA	FT%	OFF-DEF-TOT	AVG	PF-FO	AST	TO	BLK	STL	PTS	AVG
2021-22	16-0	144	9.0	15-33	.455	10-16	.625	3-4	.750	3-11-14	0.9	17-1	16	9	0	8	43	2.7
TOTAL	16-0	144	9.0	15-33	.455	10-16	.625	3-4	.750	3-11-14	0.9	17-1	16	9	0	8	43	2.7

- Will contribute minutes at point guard
- Solid sharpshooter from downtown
- Guided Edmond Memorial to three state tournaments.
- Two-time all-state selection and COAC Offensive Player of the Year that averaged 17.6 points a game as a senior
- Rated the 165th-best prospect in the 2021 class on 247Sports.
- Tabbed the second-best player in the state of Oklahoma and the 25th-best point guard nationally, according to 247Sports.
- Chose the Hokies over Minnesota and Oklahoma State.

Last name pronounced: puh-DOOL-uh

2021-22 GAME-BY-GAME STATS

OPPONENT	DATE	ST	MIN	FG-FGA	PCT	3FG-FGA	PCT	FT-FTA	PCT	OFF	DEF	TOT	PF	A	T/O	BLK	STL	PTS
Maine	11/9/21		11	1-4	.250	1-2	.500	0-0	.000	1	1	2	1	1	1	0	0	3
at Navy	11/12/21		7	0-0	.000	0-0	.000	0-0	.000	0	1	1	0	1	0	0	0	0
Radford	11/15/21		8	2-2	1.000	1-1	1.000	0-0	.000	0	1	1	0	0	0	0	1	5
St. Francis (Pa.)	11/18/21		11	1-2	.500	1-1	1.000	0-0	.000	0	2	2	0	2	0	0	2	3
Merrimack	11/21/21		14	1-2	.500	1-2	.500	0-0	.000	0	1	1	2	4	1	0	0	3
vs. Memphis	11/24/21		1	0-0	.000	0-0	.000	0-0	.000	0	0	0	0	0	0	0	0	0
vs. Xavier	11/26/21		10	2-3	.667	1-1	1.000	1-2	.500	1	0	1	0	0	0	0	1	6
at Maryland	12/1/21		3	0-2	.000	0-1	.000	0-0	.000	0	0	0	1	0	0	0	1	0
Wake Forest	12/4/21		5	0-1	.000	0-1	.000	0-0	.000	0	0	0	0	0	0	0	0	0
Cornell	12/8/21		20	4-8	.500	3-4	.750	0-0	.000	0	1	1	1	1	2	0	1	11
at Dayton	12/12/21		11	1-2	.500	1-1	1.000	2-2	1.000	0	2	2	2	0	1	0	1	5
vs. St. Bonaventure	12/17/21		15	2-2	1.000	1-1	1.000	0-0	.000	0	0	0	5	2	1	0	1	5
at Duke	12/22/21		8	0-1	.000	0-0	.000	0-0	.000	0	1	1	0	2	2	0	0	0
NC State	1/4/22		12	1-2	.500	0-1	.000	0-0	.000	1	0	1	0	3	0	0	0	2
at Virginia	1/12/22		2	0-1	.000	0-0	.000	0-0	.000	0	1	1	1	0	1	0	0	0
Notre Dame	1/15/22		6	0-1	.000	0-0	.000	0-0	.000	0	0	0	4	0	0	0	0	0
at NC State	1/19/22																	
at Boston College	1/22/22																	
at North Carolina	1/24/22																	
Miami	1/26/22																	
at Florida State	1/29/22																	
Georgia Tech	2/2/22																	
at Pittsburgh	2/5/22																	
Pittsburgh	2/7/22																	
Syracuse	2/12/22																	
Virginia	2/14/22																	
North Carolina	2/19/22																	
at Georgia Tech	2/23/22																	
at Miami	2/26/22																	
Louisville	3/1/22																	
at Clemson	3/5/22																	

PRODUCTION TRACKER

	This Season
Scored 10+ Points	1
Scored 20+ Points	-
Led Tech in Scoring	-
Made 3+ 3FGs	1
Led Tech in 3FGM	1
Shot over 40% from 3	8
Had a Double-Double	-
Had Multiple Assists	5
Had Multiple Steals	1



4 NAHIEM ALLEYNE

JUNIOR Guard | 6-4 | 195 | Human Development
Buford, Georgia | Mountain View



SEASON/CAREER BESTS

POINTS	Season 22 vs. Notre Dame (1/15/22)
Career 28 vs. Florida (3/19/21)	
REBOUNDS	Season 7 vs. Maine (11/9/21)
Career 9 at Notre Dame (1/27/21)	
ASSISTS	Season 4 (3x), last at Maryland (12/1/21)
Career 5 (2x), last vs. Wake Forest (2/27/21)	
BLOCKS	Season 1 at Virginia (1/12/22)
Career 2 vs. Delaware State (11/20/19)	
STEALS	Season 1 (7x), last at Virginia (1/12/22)
Career 3 at Louisville (1/6/21)	
MINUTES	Season 39 at Dayton (12/12/21)
Career 39 at Dayton (12/12/21)	
FIELD GOALS MADE	Season 8 vs. Notre Dame (1/15/22)
Career 8 (2x), last vs. Notre Dame (1/15/22)	
FIELD GOALS ATTEMPTED	Season 16 vs. Xavier (11/26/21)
Career 18 vs. Florida (3/19/21)	
3-PT. FIELD GOALS MADE	Season 4 vs. Notre Dame (1/15/22)
Career 5 (4x), last at Syracuse (1/23/21)	
3-PT. FIELD GOALS ATTEMPTED	Season 8 vs. St. Bonaventure (12/17/21)
Career 10 (3x), last vs. Florida (3/19/21)	
FREE THROWS MADE	Season 10 vs. Memphis (11/24/21)
Career 10 vs. Memphis (11/24/21)	
FREE THROWS ATTEMPTED	Season 11 vs. Memphis (11/24/21)
Career 11 (2x), last vs. Memphis (11/24/21)	

CAREER STATS

	GP-GS	MIN	AVG	FG-FGA	FG%	3FG-FGA	3FG%	FT-FTA	FT%	OFF-DEF-TOT	AVG	PF-FO	AST	TO	BLK	STL	PTS	AVG
2019-20	32-27	832	26.0	92-237	.388	49-126	.389	48-63	.762	6-69-75	2.3	51-1	46	27	6	12	281	8.8
2020-21	22-21	623	28.3	78-199	.392	42-103	.408	46-57	.807	4-54-58	2.6	47-0	37	33	2	15	244	11.1
2021-22	16-16	527	32.9	54-153	.353	28-76	.368	32-34	.941	0-51-51	3.2	19-0	36	25	1	7	168	10.5
TOTAL	70-64	1984	28.3	224-589	.380	119-305	.390	126-154	.818	10-174-184	2.6	117-1	119	85	9	34	693	9.9

- Named to NIT Season Tip-Off all-tournament team. *Name pronounced: nah-HEEM ah-LEAN*
- One of Tech's top threats from three.
- Had seven games of hitting three or more 3FGs during the 2020-21 season.
- Reached double-figure scoring 13 times as a sophomore.
- Made the game-tying 3-pointer to send the Florida (3/19) game into overtime in the first round of the 2021 NCAA Tournament.
- Started 21 of 22 games in 2020-21.
- Shot 40.8 percent from three last season, which was second on the team.
- Two-time ACC Men's Basketball All-Academic Team honoree.
- Averaged 17.2 points per game and made 63 three-pointers in the 2018-19 season at Mountain View.
- A three-star recruit by 247 Sports that was ranked as the 21st-best player in the state of Georgia.
- Born in Long Island, New York; family moved to Georgia when he was in middle school.
- Into anime, and in his opinion, J. Cole is the best rapper of all-time - it's not up for debate.

2021-22 GAME-BY-GAME STATS

OPPONENT	DATE	ST	MIN	FG-FGA	PCT	3FG-FGA	PCT	FT-FTA	PCT	OFF	DEF	TOT	PF	A	T/O	BLK	STL	PTS
Maine	11/9/21	*	29	5-10	.500	3-6	.500	0-0	.000	0	7	7	0	4	2	0	1	13
at Navy	11/12/21	*	31	2-9	.222	1-4	.250	3-3	1.000	0	0	0	2	3	3	0	0	8
Radford	11/15/21	*	32	0-6	.000	0-2	.000	2-2	1.000	0	4	4	2	3	4	0	1	2
St. Francis (Pa.)	11/18/21	*	30	7-10	.700	1-2	.500	3-3	1.000	0	4	4	0	2	0	0	1	18
Merrimack	11/21/21	*	31	4-9	.444	2-4	.500	2-2	1.000	0	3	3	1	1	2	0	0	12
vs. Memphis	11/24/21	*	36	4-14	.286	3-7	.429	10-11	.909	0	4	4	4	4	2	0	1	21
vs. Xavier	11/26/21	*	38	7-16	.438	3-7	.429	1-1	1.000	0	5	5	1	3	0	0	0	18
at Maryland	12/1/21	*	37	3-11	.273	2-3	.667	0-0	.000	0	4	4	2	4	1	0	0	8
Wake Forest	12/4/21	*	34	1-7	.143	1-5	.200	4-4	1.000	0	3	3	0	1	3	0	0	7
Cornell	12/8/21	*	30	5-11	.455	3-6	.500	0-0	.000	0	1	1	0	3	1	0	1	13
at Dayton	12/12/21	*	39	1-10	.100	0-4	.000	0-0	.000	0	2	2	0	1	2	0	1	2
vs. St. Bonaventure	12/17/21	*	30	3-10	.300	2-8	.250	1-2	.500	0	3	3	0	1	1	0	0	9
at Duke	12/22/21	*	28	0-4	.000	0-3	.000	0-0	.000	0	4	4	2	2	2	0	0	0
NC State	1/4/22	*	31	2-11	.182	1-7	.143	4-4	1.000	0	2	2	1	0	0	0	0	9
at Virginia	1/12/22	*	33	2-5	.400	2-3	.667	0-0	.000	0	3	3	4	1	0	1	1	6
Notre Dame	1/15/22	*	38	8-10	.800	4-5	.800	2-2	1.000	0	2	2	0	3	2	0	0	22
at NC State	1/19/22																	
at Boston College	1/22/22																	
at North Carolina	1/24/22																	
Miami	1/26/22																	
at Florida State	1/29/22																	
Georgia Tech	2/2/22																	
at Pittsburgh	2/5/22																	
Pittsburgh	2/7/22																	
Syracuse	2/12/22																	
Virginia	2/14/22																	
North Carolina	2/19/22																	
at Georgia Tech	2/23/22																	
at Miami	2/26/22																	
Louisville	3/1/22																	
at Clemson	3/5/22																	

PRODUCTION TRACKER

	This Season	Career
Scored 10+ Points	7	32
Scored 20+ Points	2	7
Led Tech in Scoring	3	12
Made 3+ 3FGs	5	20
Led Tech in 3FGM	7	20
Shot over 40% from 3	9	35
Had a Double-Double	-	-
Had Multiple Assists	10	32
Had Multiple Steals	-	4



5 STORM MURPHY

GRADUATE STUDENT Guard | 6-0 | 185 | Leadership Studies
Middleton, Wisconsin | Wofford



SEASON/CAREER BESTS

POINTS

Season 18 vs. St. Bonaventure
Career 28 vs. Western Carolina (1/23/21)

REBOUNDS

Season 6 at Navy (11/12/21)
Career 8 vs. South Florida (12/12/20)

ASSISTS

Season 5 (2x), last vs. NC State (1/4/22)
Career 11 vs. Samford (1/2/21)

BLOCKS

Season -
Career 1 (3x), last at Samford (3/2/19)

STEALS

Season 1 (5x), last vs. St. Bona. (12/17/21)
Career 4 vs. Mercer (3/3/18)

MINUTES

Season 39 vs. Memphis (11/24/21)
Career 40 at UNC Greensboro (2/19/20)

FIELD GOALS MADE

Season 7 vs. St. Bonaventure (12/17/21)
Career 10 vs. Western Carolina (1/23/21)

FIELD GOALS ATTEMPTED

Season 10 (2x), last at Virginia (1/12/22)
Career 19 at Chattanooga (1/16/21)

3-PT. FIELD GOALS MADE

Season 4 (3x), last vs. Notre Dame (1/15/22)
Career 5 (6x), last at VMI (1/13/21)

3-PT. FIELD GOALS ATTEMPTED

Season 7 (2x), last vs. Notre Dame (1/15/22)
Career 10 (6x), last vs. VMI (2/3/21)

FREE THROWS MADE

Season 2 (2x), last vs. NC State (1/4/22)
Career 8 (3x), last vs. The Citadel (2/17/21)

FREE THROWS ATTEMPTED

Season 3 at Navy (11/12/21)
Career 10 vs. The Citadel (2/17/21)

- Consummate point guard with four years of college experience.
- First-Team All-SoCon and named to SoCon All-Tournament Team last season.
- Averaged 17.8 points, 3.3 rebounds and 4.3 assists as a senior at Wofford - one of only 11 players to average that stat line or better nationally.
- NABC All-District 21 First Team selection who was featured on the Lou Henson Award Mid-Season Watch List.
- Started all 24 games in 2020-21.
- Tallied double figures in 21 of 24 contests, including 10 20-point performances, and dished over five assists on eight occasions.
- Graduated from Wofford with 1,315 career points, which rank 24th all-time in program history.

2021-22 GAME-BY-GAME STATS

OPPONENT	DATE	ST	MIN	FG-FGA	PCT	3FG-FGA	PCT	FT-FTA	PCT	OFF	DEF	TOT	PF	A	T/O	BLK	STL	PTS
Maine	11/9/21	*	26	2-7	.286	1-4	.250	0-0	.000	0	3	3	1	2	0	0	1	5
at Navy	11/12/21	*	32	4-9	.444	1-5	.200	2-3	.667	0	6	6	2	1	2	0	0	11
Radford	11/15/21	*	29	6-7	.857	4-5	.800	1-2	.500	0	1	1	0	3	3	0	1	17
St. Francis (Pa.)	11/18/21	*	29	2-6	.333	2-4	.500	1-2	.500	0	1	1	2	3	0	0	0	7
Merrimack	11/21/21	*	24	6-8	.750	2-4	.500	0-0	.000	0	0	0	2	1	3	0	1	14
vs. Memphis	11/24/21	*	39	2-8	.250	0-3	.000	1-2	.500	0	1	1	3	2	6	0	0	5
vs. Xavier	11/26/21	*	18	0-5	.000	0-3	.000	0-0	.000	0	1	1	4	0	1	0	1	0
at Maryland	12/1/21	*	32	0-4	.000	0-2	.000	0-0	.000	0	2	2	2	4	1	0	0	0
Wake Forest	12/4/21	*	34	3-7	.429	1-4	.250	0-0	.000	0	0	0	1	3	0	0	0	7
Cornell	12/8/21	*	20	3-5	.600	1-3	.333	0-0	.000	0	1	1	1	4	2	0	0	7
at Dayton	12/12/21	*	26	3-6	.500	2-4	.500	0-0	.000	0	2	2	2	5	3	0	0	8
vs. St. Bonaventure	12/17/21	*	24	7-10	.700	4-7	.571	0-0	.000	1	1	2	0	3	1	0	1	18
at Duke	12/22/21	*	35	3-8	.375	2-5	.400	0-0	.000	0	0	0	2	4	1	0	0	8
NC State	1/4/22	*	28	5-8	.625	2-3	.667	2-2	1.000	0	1	1	1	5	1	0	0	14
at Virginia	1/12/22	*	38	4-10	.400	2-7	.286	0-0	.000	2	1	3	1	2	2	0	0	10
Notre Dame	1/15/22	*	33	4-7	.571	4-7	.571	0-0	.000	1	3	4	3	2	3	0	0	12
at NC State	1/19/22																	
at Boston College	1/22/22																	
at North Carolina	1/24/22																	
Miami	1/26/22																	
at Florida State	1/29/22																	
Georgia Tech	2/2/22																	
at Pittsburgh	2/5/22																	
Pittsburgh	2/7/22																	
Syracuse	2/12/22																	
Virginia	2/14/22																	
North Carolina	2/19/22																	
at Georgia Tech	2/23/22																	
at Miami	2/26/22																	
Louisville	3/1/22																	
at Clemson	3/5/22																	

PRODUCTION TRACKER

	This Season	Career
Scored 10+ Points	7	66
Scored 20+ Points	-	12
Led Tech in Scoring	2	2
Made 3+ 3FGs	3	36
Led Tech in 3FGM	6	6
Shot over 40% from 3	8	79
Had a Double-Double	-	1
Had 5+ Assists	2	37
Had Multiple Steals	-	23



CAREER STATS

	GP-GS	MIN	AVG	FG-FGA	FG%	3FG-FGA	3FG%	FT-FTA	FT%	OFF-DEF-TOT	AVG	PF-FO	AST	TO	BLK	STL	PTS	AVG
2017-18	34-29	932	27.4	70-160	.438	41-107	.383	32-38	.842	7-68-75	2.2	44-0	135	56	1	30	213	6.3
2018-19	34-33	890	26.2	98-196	.500	50-106	.472	27-32	.844	4-58-62	1.8	59-0	112	41	1	24	273	8.0
2019-20	34-34	1071	31.5	147-318	.462	64-152	.421	45-52	.865	10-80-90	2.6	56-1	121	75	1	25	403	11.9
2020-21	24-24	830	34.6	143-304	.470	70-175	.400	70-83	.843	14-64-78	3.3	29-0	104	65	-	23	426	17.8
2021-22	16-16	467	29.2	54-115	.470	28-70	.400	7-11	.636	4-24-28	1.8	27-0	44	29	0	5	143	8.9
TOTAL	142-136	4188	29.5	512-1088	.471	258-613	.421	181-216	.838	39-294-337	2.4	209-1	511	265	5	113	1458	10.3

10 CAMDEN JOHNSON

FRESHMAN Guard | 6-1 | 175 | Business, Undecided
Waxhaw, North Carolina | Metrolina Christian Academy



SEASON/CAREER BESTS

POINTS

Season 3 vs. Merrimack (11/21/21)
Career 3 vs. Merrimack (11/21/21)

REBOUNDS

Season 1 vs. Merrimack (11/21/21)
Career 1 vs. Merrimack (11/21/21)

ASSISTS

Season 1 vs. Saint Francis (11/18/21)
Career 1 vs. Saint Francis (11/18/21)

BLOCKS

Season -
Career -

STEALS

Season 1 vs. Merrimack (11/21/21)
Career 1 vs. Merrimack (11/21/21)

MINUTES

Season 3 (2x), last vs. St. Bona. (12/17/21)
Career 3 (2x), last vs. St. Bona. (12/17/21)

FIELD GOALS MADE

Season 1 vs. Merrimack (11/21/21)
Career 1 vs. Merrimack (11/21/21)

FIELD GOALS ATTEMPTED

Season 1 (2x), last vs. St. Bona. (12/17/21)
Career 1 (2x), last vs. St. Bona. (12/17/21)

3-PT. FIELD GOALS MADE

Season 1 vs. Merrimack (11/21/21)
Career 1 vs. Merrimack (11/21/21)

3-PT. FIELD GOALS ATTEMPTED

Season 1 (2x), last vs. St. Bona. (12/17/21)
Career 1 (2x), last vs. St. Bona. (12/17/21)

FREE THROWS MADE

Season -
Career -

FREE THROWS ATTEMPTED

Season -
Career -

CAREER STATS

	GP-GS	MIN	AVG	FG-FGA	FG%	3FG-FGA	3FG%	FT-FTA	FT%	OFF-DEF-TOT	AVG	PF-FO	AST	TO	BLK	STL	PTS	AVG
2021-22	6-0	13	2.2	1-2	.500	1-2	.500	0-0	.000	0-1-1	0.2	1-0	1	0	0	1	3	0.5
TOTAL	6-0	13	2.2	1-2	.500	1-2	.500	0-0	.000	0-1-1	0.2	1-0	1	0	0	1	3	0.5

- Recruited as a preferred walk-on.
- Averaged 14 points, 6.6 rebounds, 3.2 assists and 2.3 steals per game his senior season at Metrolina.
- Parents, Joey and Cindy Johnson, both attended Virginia Tech.

2021-22 GAME-BY-GAME STATS

OPPONENT	DATE	ST	MIN	FG-FGA	PCT	3FG-FGA	PCT	FT-FTA	PCT	OFF	DEF	TOT	PF	A	T/O	BLK	STL	PTS
Maine	11/9/21		2	0-0	.000	0-0	.000	0-0	.000	0	0	0	0	0	0	0	0	0
at Navy	11/12/21							DNP										
Radford	11/15/21		1	0-0	.000	0-0	.000	0-0	.000	0	0	0	0	0	0	0	0	0
St. Francis (Pa.)	11/18/21		3	0-0	.000	0-0	.000	0-0	.000	0	0	0	0	1	0	0	0	0
Merrimack	11/21/21		2	1-1	1.000	1-1	1.000	0-0	.000	0	1	1	0	0	0	0	1	3
vs. Memphis	11/24/21							DNP										
vs. Xavier	11/26/21							DNP										
at Maryland	12/1/21							DNP										
Wake Forest	12/4/21							DNP										
Cornell	12/8/21		2	0-0	.000	0-0	.000	0-0	.000	0	0	0	0	0	0	0	0	0
at Dayton	12/12/21							DNP										
vs. St. Bonaventure	12/17/21		3	0-1	.000	0-1	.000	0-0	.000	0	0	0	1	0	0	0	0	0
at Duke	12/22/21							DNP										
NC State	1/4/22							DNP										
at Virginia	1/12/22							DNP										
Notre Dame	1/15/22							DNP										
at NC State	1/19/22							DNP										
at Boston College	1/22/22							DNP										
at North Carolina	1/24/22							DNP										
Miami	1/26/22							DNP										
at Florida State	1/29/22							DNP										
Georgia Tech	2/2/22							DNP										
at Pittsburgh	2/5/22							DNP										
Pittsburgh	2/7/22							DNP										
Syracuse	2/12/22							DNP										
Virginia	2/14/22							DNP										
North Carolina	2/19/22							DNP										
at Georgia Tech	2/23/22							DNP										
at Miami	2/26/22							DNP										
Louisville	3/1/22							DNP										
at Clemson	3/5/22							DNP										

PRODUCTION TRACKER

	This Season
Scored 5+ Points	-
Scored 10+ Points	-
Made Multiple 3FGs	-
Made 3+ 3FGs	-
Led Tech in 3FGM	-
Shot over 40% from 3	1
Played 5+ Minutes	-
Had Multiple Assists	-
Had Multiple Steals	-



11 JALEN HAYNES

FRESHMAN Forward | 6-8 | 250 | Human Development
Ft. Lauderdale, Florida | Montverde Academy



SEASON/CAREER BESTS

POINTS

Season 4 vs. Saint Francis (11/18/21)
Career 4 vs. Saint Francis (11/18/21)

REBOUNDS

Season 2 vs. Radford (11/15/21)
Career 2 vs. Radford (11/15/21)

ASSISTS

Season -
Career -

BLOCKS

Season -
Career -

STEALS

Season -
Career -

MINUTES

Season 5 vs. Maine (11/9/21)
Career 5 vs. Maine (11/9/21)

FIELD GOALS MADE

Season 2 vs. Saint Francis (11/18/21)
Career 2 vs. Saint Francis (11/18/21)

FIELD GOALS ATTEMPTED

Season 3 vs. Radford (11/15/21)
Career 3 vs. Radford (11/15/21)

3-PT. FIELD GOALS MADE

Season -
Career -

3-PT. FIELD GOALS ATTEMPTED

Season -
Career -

FREE THROWS MADE

Season 1 vs. St. Bonaventure (12/17/21)
Career 1 vs. St. Bonaventure (12/17/21)

FREE THROWS ATTEMPTED

Season 2 vs. St. Bonaventure (12/17/21)
Career 2 vs. St. Bonaventure (12/17/21)

CAREER STATS

	GP-GS	MIN	AVG	FG-FGA	FG%	3FG-FGA	3FG%	FT-FTA	FT%	OFF-DEF-TOT	AVG	PF-FO	AST	TO	BLK	STL	PTS	AVG
2021-22	7-0	22	3.1	3-7	.429	0-0	.000	1-3	.333	3-1-4	0.6	1-0	0	2	0	0	7	1.0
TOTAL	7-0	22	3.1	3-7	.429	0-0	.000	1-3	.333	3-1-4	0.6	1-0	0	2	0	0	7	1.0

- Played a postgraduate season at Montverde Academy during the 2020-21 season for head coach Ben Wisniewski; averaged 20.2 points and 10.6 rebounds. *First name pronounced: JAY-lin*
- Before Montverde, played at Dillard High School for legendary head coach Darryl Burrows.
- At Dillard in 2019-20, averaged 18 points, 10 rebounds and two blocks, while leading the Panthers to a 24-8 record and to the state title game.
- Three-star recruit by 247Sports.
- Chose the Hokies over Mississippi State, Boston College and UCF.

2021-22 GAME-BY-GAME STATS

OPPONENT	DATE	ST	MIN	FG-FGA	PCT	3FG-FGA	PCT	FT-FTA	PCT	OFF	DEF	TOT	PF	A	T/O	BLK	STL	PTS
Maine	11/9/21		5	0-0	.000	0-0	.000	0-1	.000	0	0	0	1	0	0	0	0	0
at Navy	11/12/21		1	0-0	.000	0-0	.000	0-0	.000	0	0	0	0	0	0	0	0	0
Radford	11/15/21		4	0-3	.000	0-0	.000	0-0	.000	1	1	2	0	0	0	0	0	0
St. Francis (Pa.)	11/18/21		3	2-2	1.000	0-0	.000	0-0	.000	1	0	1	0	0	0	0	0	4
Merrimack	11/21/21		2	0-0	.000	0-0	.000	0-0	.000	0	0	0	0	0	1	0	0	0
vs. Memphis	11/24/21								DNP									
vs. Xavier	11/26/21								DNP									
at Maryland	12/1/21								DNP									
Wake Forest	12/4/21								DNP									
Cornell	12/8/21		2	0-1	.000	0-0	.000	0-0	.000	0	0	0	0	0	0	0	0	0
at Dayton	12/12/21								DNP									
vs. St. Bonaventure	12/17/21		5	1-1	1.000	0-0	.000	1-2	.500	1	0	1	0	0	1	0	0	3
at Duke	12/22/21								DNP									
NC State	1/4/22								DNP									
at Virginia	1/12/22								DNP									
Notre Dame	1/15/22								DNP									
at NC State	1/19/22								DNP									
at Boston College	1/22/22								DNP									
at North Carolina	1/24/22								DNP									
Miami	1/26/22								DNP									
at Florida State	1/29/22								DNP									
Georgia Tech	2/2/22								DNP									
at Pittsburgh	2/5/22								DNP									
Pittsburgh	2/7/22								DNP									
Syracuse	2/12/22								DNP									
Virginia	2/14/22								DNP									
North Carolina	2/19/22								DNP									
at Georgia Tech	2/23/22								DNP									
at Miami	2/26/22								DNP									
Louisville	3/1/22								DNP									
at Clemson	3/5/22								DNP									

PRODUCTION TRACKER

	This Season
Scored 10+ Points	-
Had 5+ Rebounds	-
Had Multiple Blocks	-
Led Tech in Blocks	-
Had Multiple Steals	-
Shot over 50% from the floor	2
Played 10+ Minutes	-
Shot 5+ Free Throws	-
Had Multiple Dunks	-



13 DARIUS MADDOX

SOPHOMORE Guard | 6-5 | 185 | Sports Media and Analytics
Bowie, Maryland | Oak Hill Academy



SEASON/CAREER BESTS

POINTS

Season 14 vs. Cornell (12/8/21)
Career 14 vs. Cornell (12/8/21)

REBOUNDS

Season 4 vs. Cornell (12/8/21)
Career 4 vs. Cornell (12/8/21)

ASSISTS

Season 2 at Duke (12/22/21)
Career 2 at Duke (12/22/21)

BLOCKS

Season 2 at Maryland (12/1/21)
Career 2 at Maryland (12/1/21)

STEALS

Season 1 (4x), last vs. NC State (1/4/22)
Career 1 (4x), last vs. NC State (1/4/22)

MINUTES

Season 23 vs. Cornell (12/8/21)
Career 23 vs. Cornell (12/8/21)

FIELD GOALS MADE

Season 4 (3x), last vs. Cornell (12/8/21)
Career 4 (3x), last vs. Cornell (12/8/21)

FIELD GOALS ATTEMPTED

Season 8 vs. Cornell (12/8/21)
Career 8 vs. Cornell (12/8/21)

3-PT. FIELD GOALS MADE

Season 3 vs. Saint Francis (11/18/21)
Career 3 (2x), last vs. Saint Francis (11/18/21)

3-PT. FIELD GOALS ATTEMPTED

Season 4 vs. Cornell (12/8/21)
Career 4 vs. Cornell (12/8/21)

FREE THROWS MADE

Season 4 (2x), last vs. Cornell (12/8/21)
Career 4 (2x), last vs. Cornell (12/8/21)

FREE THROWS ATTEMPTED

Season 4 (3x), last vs. St. Bona. (12/17/21)
Career 4 (3x), last vs. St. Bona. (12/17/21)

- Dropped in a career-high 14 points on 4-of-8 shooting vs. Cornell; also set or tied career highs in rebounds (four), minutes played (23), field goals made (four) and free throws made (four).
- Appeared in 11 games in 2020-21, recording a season-high nine points vs. Coppin State (12/19/20).
- Rated 84th overall and the 14th-best shooting guard on 247 Sports.
- Chose the Hokies over Cincinnati, Creighton, Georgetown and Seton Hall.

2021-22 GAME-BY-GAME STATS

OPPONENT	DATE	ST	MIN	FG-FGA	PCT	3FG-FGA	PCT	FT-FTA	PCT	OFF	DEF	TOT	PF	A	T/O	BLK	STL	PTS
Maine	11/9/21		19	4-7	.571	1-1	1.000	0-0	.000	0	2	2	1	0	2	0	0	9
at Navy	11/12/21		15	2-5	.400	0-2	.000	0-1	.000	1	2	3	2	1	0	0	0	4
Radford	11/15/21		16	2-3	.667	2-3	.667	0-0	.000	0	1	1	0	1	1	0	0	6
St. Francis (Pa.)	11/18/21		18	4-4	1.000	3-3	1.000	0-0	.000	1	2	3	1	0	2	0	0	11
Merrimack	11/21/21		16	1-4	.250	1-2	.500	1-2	.500	1	2	3	0	0	0	0	0	4
vs. Memphis	11/24/21		14	2-2	1.000	1-1	1.000	0-0	.000	0	0	0	0	0	0	0	0	5
vs. Xavier	11/26/21		17	0-2	.000	0-2	.000	4-4	1.000	0	1	1	1	0	1	0	0	4
at Maryland	12/1/21		12	2-2	1.000	0-0	.000	0-0	.000	1	1	2	0	0	1	2	1	4
Wake Forest	12/4/21		12	2-3	.667	1-1	1.000	0-0	.000	0	1	1	1	0	0	0	1	5
Cornell	12/8/21		23	4-8	.500	2-4	.500	4-4	1.000	0	4	4	1	0	0	1	1	14
at Dayton	12/12/21		11	0-2	.000	0-0	.000	0-0	.000	1	0	1	3	0	0	0	0	0
vs. St. Bonaventure	12/17/21		17	2-4	.500	1-3	.333	3-4	.750	1	1	2	1	1	0	0	0	8
at Duke	12/22/21		16	1-3	.333	0-2	.000	0-0	.000	0	1	1	3	2	0	0	0	2
NC State	1/4/22		11	1-3	.333	1-2	.500	0-0	.000	0	2	2	0	1	0	1	1	3
at Virginia	1/12/22		8	0-1	.000	0-1	.000	0-0	.000	0	1	1	1	0	1	0	0	0
Notre Dame	1/15/22		5	1-2	.500	1-1	1.000	0-0	.000	0	0	0	0	0	0	0	0	3
at NC State	1/19/22																	
at Boston College	1/22/22																	
at North Carolina	1/24/22																	
Miami	1/26/22																	
at Florida State	1/29/22																	
Georgia Tech	2/2/22																	
at Pittsburgh	2/5/22																	
Pittsburgh	2/7/22																	
Syracuse	2/12/22																	
Virginia	2/14/22																	
North Carolina	2/19/22																	
at Georgia Tech	2/23/22																	
at Miami	2/26/22																	
Louisville	3/1/22																	
at Clemson	3/5/22																	

PRODUCTION TRACKER

	This Season	Career
Scored 10+ Points	2	2
Scored 20+ Points	-	-
Led Tech in Scoring	-	-
Made 3+ 3FGs	1	2
Led Tech in 3FGM	1	1
Shot over 40% from 3	9	10
Had a Double-Double	-	-
Had Multiple Assists	1	1
Had Multiple Steals	-	-



CAREER STATS

	GP-GS	MIN	AVG	FG-FGA	FG%	3FG-FGA	3FG%	FT-FTA	FT%	OFF-DEF-TOT	AVG	PF-FO	AST	TO	BLK	STL	PTS	AVG
2020-21	11-0	35	3.2	3-11	.273	3-7	.429	0-0	.000	2-0-2	0.2	3-0	3	1	1	0	9	0.8
2021-22	16-0	230	14.4	28-55	.509	14-28	.500	12-15	.800	6-21-27	1.7	15-0	6	8	4	4	82	5.1
TOTAL	27-0	265	9.8	31-66	.470	17-35	.486	12-15	.800	8-21-29	1.1	18-0	9	9	5	4	91	3.4

14 BEN VARGA

FRESHMAN Guard | 5-10 | 170 | Business, Undecided
Louisville, Kentucky | St. Xavier



SEASON/CAREER BESTS

POINTS

Season 3 vs. Merrimack (11/21/21)
Career 3 vs. Merrimack (11/21/21)

REBOUNDS

Season -
Career -

ASSISTS

Season -
Career -

BLOCKS

Season -
Career -

STEALS

Season -
Career -

MINUTES

Season 3 vs. St. Bonaventure (12/17/21)
Career 3 vs. St. Bonaventure (12/17/21)

FIELD GOALS MADE

Season 1 vs. Merrimack (11/21/21)
Career 1 vs. Merrimack (11/21/21)

FIELD GOALS ATTEMPTED

Season 2 (2x), last vs. St. Bona. (12/17/21)
Career 2 (2x), last vs. St. Bona. (12/17/21)

3-PT. FIELD GOALS MADE

Season 1 vs. Merrimack (11/21/21)
Career 1 vs. Merrimack (11/21/21)

3-PT. FIELD GOALS ATTEMPTED

Season 2 vs. Merrimack (11/21/21)
Career 2 vs. Merrimack (11/21/21)

FREE THROWS MADE

Season -
Career -

FREE THROWS ATTEMPTED

Season -
Career -

CAREER STATS

	GP-GS	MIN	AVG	FG-FGA	FG%	3FG-FGA	3FG%	FT-FTA	FT%	OFF-DEF-TOT	AVG	PF-FO	AST	TO	BLK	STL	PTS	AVG
2021-22	5-0	10	2.0	1-5	.200	1-4	.250	0-0	.000	0-0-0	0.0	0-0	0	0	0	0	3	0.6
TOTAL	5-0	10	2.0	1-5	.200	1-4	.250	0-0	.000	0-0-0	0.0	0-0	0	0	0	0	3	0.6

- Recruited as a preferred walk-on.
- Played four years at St. Xavier High School for head coach Kevin Klein.
- Holds school record for career 3-pointers made, school record for 3-pointers made in a game and school record for 3-pointers made in a season.
- Led Kentucky in 3-pointers his senior year - averaged 18 ppg and four 3-pointers per game.
- Dad played tennis at the University of Kentucky.

Last name pronounced: VAR-guh

2021-22 GAME-BY-GAME STATS

OPPONENT	DATE	ST	MIN	FG-FGA	PCT	3FG-FGA	PCT	FT-FTA	PCT	OFF	DEF	TOT	PF	A	T/O	BLK	STL	PTS
Maine	11/9/21		2	0-0	.000	0-0	.000	0-0	.000	0	0	0	0	0	0	0	0	0
at Navy	11/12/21																	
Radford	11/15/21		1	0-0	.000	0-0	.000	0-0	.000	0	0	0	0	0	0	0	0	0
St. Francis (Pa.)	11/18/21																	
Merrimack	11/21/21		2	1-2	.500	1-2	.500	0-0	.000	0	0	0	0	0	0	0	0	3
vs. Memphis	11/24/21																	
vs. Xavier	11/26/21																	
at Maryland	12/1/21																	
Wake Forest	12/4/21																	
Cornell	12/8/21		2	0-1	.000	0-1	.000	0-0	.000	0	0	0	0	0	0	0	0	0
at Dayton	12/12/21																	
vs. St. Bonaventure	12/17/21		3	0-2	.000	0-1	.000	0-0	.000	0	0	0	0	0	0	0	0	0
at Duke	12/22/21																	
NC State	1/4/22																	
at Virginia	1/12/22																	
Notre Dame	1/15/22																	
at NC State	1/19/22																	
at Boston College	1/22/22																	
at North Carolina	1/24/22																	
Miami	1/26/22																	
at Florida State	1/29/22																	
Georgia Tech	2/2/22																	
at Pittsburgh	2/5/22																	
Pittsburgh	2/7/22																	
Syracuse	2/12/22																	
Virginia	2/14/22																	
North Carolina	2/19/22																	
at Georgia Tech	2/23/22																	
at Miami	2/26/22																	
Louisville	3/1/22																	
at Clemson	3/5/22																	

PRODUCTION TRACKER

	This Season
Scored 5+ Points	-
Scored 10+ Points	-
Made Multiple 3FGs	-
Made 3+ 3FGs	-
Led Tech in 3FGM	-
Shot over 40% from 3	1
Played 5+ Minutes	-
Had Multiple Assists	-
Had Multiple Steals	-



15 LYNN KIDD

SOPHOMORE Center | 6-10 | 240 | Public Health
Gainesville, Florida | Clemson



SEASON/CAREER BESTS

POINTS

Season 3 vs. Saint Francis (11/18/21)
Career 4 vs. Florida State (1/23/21)

REBOUNDS

Season 3 vs. Maine (11/9/21)
Career 4 vs. South Carolina State (12/2/20)

ASSISTS

Season -
Career 1 vs. Mississippi State (11/25/20)

BLOCKS

Season 1 (2x), last vs. St. Bona. (12/17/21)
Career 2 vs. South Carolina State (12/2/20)

STEALS

Season -
Career -

MINUTES

Season 6 vs. St. Bonaventure (12/17/21)
Career 12 vs. South Carolina State (12/2/20)

FIELD GOALS MADE

Season 1 vs. Saint Francis (11/18/21)
Career 1 (3x), last vs. Saint Francis (11/18/21)

FIELD GOALS ATTEMPTED

Season 3 vs. Saint Francis (11/18/21)
Career 5 vs. South Carolina State (12/2/20)

3-PT. FIELD GOALS MADE

Season -
Career -

3-PT. FIELD GOALS ATTEMPTED

Season -
Career -

FREE THROWS MADE

Season 1 vs. Saint Francis (11/18/21)
Career 2 (2x), last vs. Florida State (1/23/21)

FREE THROWS ATTEMPTED

Season 1 vs. Saint Francis (11/18/21)
Career 2 (2x), last vs. Florida State (1/23/21)

CAREER STATS

	GP-GS	MIN	AVG	FG-FGA	FG%	3FG-FGA	3FG%	FT-FTA	FT%	OFF-DEF-TOT	AVG	PF-FO	AST	TO	BLK	STL	PTS	AVG
2020-21	7-0	33	4.7	2-6	.333	0-0	.000	4-4	1.000	4-3-7	1.0	6-0	1	2	2	0	8	1.1
2021-22	6-0	21	3.5	1-6	.167	0-0	.000	1-1	1.000	4-4-8	1.3	0-0	0	3	2	0	3	0.5
TOTAL	13-0	54	4.2	3-12	.250	0-0	.000	5-5	1.000	8-7-15	1.2	6-0	1	5	4	0	11	0.8

- Played in seven games, totaling eight points in 33 minutes of action as a freshman at Clemson.
- Reclassified from the 2021 recruiting class to 2020.
- No. 77 overall prospect on ESPN's Top-100 list of high school juniors; four-star recruit.
- Chose Clemson over Virginia Tech, Miami, Wake Forest, Auburn and Florida during his initial recruitment.

2021-22 GAME-BY-GAME STATS

OPPONENT	DATE	ST	MIN	FG-FGA	PCT	3FG-FGA	PCT	FT-FTA	PCT	OFF	DEF	TOT	PF	A	T/O	BLK	STL	PTS
Maine	11/9/21		4	0-1	.000	0-0	.000	0-0	.000	2	1	3	0	0	2	0	0	0
at Navy	11/12/21							DNP										
Radford	11/15/21		1	0-1	.000	0-0	.000	0-0	.000	0	0	0	0	0	0	0	0	0
St. Francis (Pa.)	11/18/21		4	1-3	.333	0-0	.000	1-1	1.000	1	0	1	0	0	0	0	0	3
Merrimack	11/21/21		3	0-0	.000	0-0	.000	0-0	.000	0	2	2	0	0	0	1	0	0
vs. Memphis	11/24/21							DNP										
vs. Xavier	11/26/21							DNP										
at Maryland	12/1/21							DNP										
Wake Forest	12/4/21							DNP										
Cornell	12/8/21		3	0-1	.000	0-0	.000	0-0	.000	1	1	2	0	0	0	0	0	0
at Dayton	12/12/21							DNP										
vs. St. Bonaventure	12/17/21		6	0-0	.000	0-0	.000	0-0	.000	0	0	0	0	0	1	1	0	0
at Duke	12/22/21							DNP										
NC State	1/4/22							DNP										
at Virginia	1/12/22							DNP										
Notre Dame	1/15/22							DNP										
at NC State	1/19/22							DNP										
at Boston College	1/22/22							DNP										
at North Carolina	1/24/22							DNP										
Miami	1/26/22							DNP										
at Florida State	1/29/22							DNP										
Georgia Tech	2/2/22							DNP										
at Pittsburgh	2/5/22							DNP										
Pittsburgh	2/7/22							DNP										
Syracuse	2/12/22							DNP										
Virginia	2/14/22							DNP										
North Carolina	2/19/22							DNP										
at Georgia Tech	2/23/22							DNP										
at Miami	2/26/22							DNP										
Louisville	3/1/22							DNP										
at Clemson	3/5/22							DNP										

PRODUCTION TRACKER

	This Season	Career
Scored 10+ Points	-	-
Had 5+ Rebounds	-	-
Had Multiple Blocks	-	1
Led Tech in Blocks	-	-
Had Multiple Steals	-	-
Shot over 50% from the floor	-	1
Played 10+ Minutes	-	1
Shot 5+ Free Throws	-	-
Had Multiple Dunks	-	-



21 JOHN OJIAKO

JUNIOR Center | 6-10 | 245 | Public Health
Lagos, Nigeria | Admiral Farragut (Fla.)



SEASON/CAREER BESTS

POINTS

Season 9 vs. Maine (11/9/21)
Career 15 vs. UMES (12/29/19)

REBOUNDS

Season 5 (2x), last vs. Merrimack (11/21/21)
Career 9 (2x), last vs. Pittsburgh (2/15/20)

ASSISTS

Season 1 vs. Cornell (12/8/21)
Career 1 (3x), last vs. Cornell (12/8/21)

BLOCKS

Season 2 vs. St. Bonaventure (12/17/21)
Career 5 vs. Miami (2/19/20)

STEALS

Season -
Career 2 vs. USC Upstate (11/13/19)

MINUTES

Season 14 vs. Merrimack (11/21/21)
Career 23 vs. Miami (2/19/20)

FIELD GOALS MADE

Season 4 vs. Maine (11/9/21)
Career 5 vs. UMES (12/29/19)

FIELD GOALS ATTEMPTED

Season 8 vs. Maine (11/9/21)
Career 10 vs. UMES (12/29/19)

3-PT. FIELD GOALS MADE

Season -
Career -

3-PT. FIELD GOALS ATTEMPTED

Season -
Career -

FREE THROWS MADE

Season 5 vs. St. Bonaventure (12/17/21)
Career 5 (2x), last vs. St. Bona. (12/17/21)

FREE THROWS ATTEMPTED

Season 6 vs. St. Bonaventure (12/17/21)
Career 6 (2x), last vs. St. Bona. (12/17/21)

CAREER STATS

	GP-GS	MIN	AVG	FG-FGA	FG%	3FG-FGA	3FG%	FT-FTA	FT%	OFF-DEF-TOT	AVG	PF-FO	AST	TO	BLK	STL	PTS	AVG
2019-20	31-2	325	10.5	33-61	.541	0-0	.000	19-28	.679	35-50-85	2.7	47-2	2	17	23	6	85	2.7
2020-21	6-0	16	2.7	1-4	.250	0-0	.000	0-2	.000	0-1-1	0.2	4-0	0	1	2	0	2	0.3
2021-22	11-0	94	8.5	14-24	.583	0-0	.000	9-11	.818	16-16-32	2.9	11-0	1	7	6	0	37	3.4
TOTAL	48-2	434	9.0	48-89	.539	0-0	.000	28-41	.683	51-67-118	2.5	61-1	3	25	31	6	124	2.6

- Battled through injuries most of 2020-21.
- Played in six games last season, throwing down a dunk for his lone bucket of the year.
- Played at Admiral Farragut High School in Florida during 2018-19.
- Originally from Nigeria, played his high school basketball first in Kentucky and then in St. Petersburg, Florida.
- Rated as the No. 25 center in the nation and No. 10 player in Florida by ESPN.
- Three-star prospect on 247 Sports and Rivals.com.
- Hopes to become a medical doctor.

Last name pronounced: oh-GEE-ah-koh

2021-22 GAME-BY-GAME STATS

OPPONENT	DATE	ST	MIN	FG-FGA	PCT	3FG-FGA	PCT	FT-FTA	PCT	OFF	DEF	TOT	PF	A	T/O	BLK	STL	PTS
Maine	11/9/21		12	4-8	.500	0-0	.000	1-1	1.000	2	2	4	2	0	0	0	0	9
at Navy	11/12/21		9	3-3	1.000	0-0	.000	0-0	.000	1	1	2	1	0	1	1	0	6
Radford	11/15/21		10	0-1	.000	0-0	.000	0-0	.000	1	4	5	3	0	0	0	0	0
St. Francis (Pa.)	11/18/21		9	2-4	.500	0-0	.000	2-2	1.000	2	1	3	1	0	2	1	0	6
Merrimack	11/21/21		14	3-4	.750	0-0	.000	0-0	.000	1	4	5	0	0	0	0	0	6
vs. Memphis	11/24/21		4	0-0	.000	0-0	.000	0-0	.000	0	0	0	0	0	0	0	0	0
vs. Xavier	11/26/21								DNP									
at Maryland	12/1/21		3	0-1	.000	0-0	.000	0-0	.000	0	0	0	0	0	0	0	0	0
Wake Forest	12/4/21		3	1-1	1.000	0-0	.000	0-0	.000	2	1	3	0	0	0	0	0	2
Cornell	12/8/21		8	0-1	.000	0-0	.000	1-2	.500	3	1	4	1	1	1	1	0	1
at Dayton	12/12/21								DNP									
vs. St. Bonaventure	12/17/21		9	0-0	.000	0-0	.000	5-6	.833	2	0	2	1	0	2	2	0	5
at Duke	12/22/21								DNP									
NC State	1/4/22								DNP									
at Virginia	1/12/22		13	1-1	1.000	0-0	.000	0-0	.000	1	2	3	2	0	1	1	0	2
Notre Dame	1/15/22								DNP									
at NC State	1/19/22								DNP									
at Boston College	1/22/22								DNP									
at North Carolina	1/24/22								DNP									
Miami	1/26/22								DNP									
at Florida State	1/29/22								DNP									
Georgia Tech	2/2/22								DNP									
at Pittsburgh	2/5/22								DNP									
Pittsburgh	2/7/22								DNP									
Syracuse	2/12/22								DNP									
Virginia	2/14/22								DNP									
North Carolina	2/19/22								DNP									
at Georgia Tech	2/23/22								DNP									
at Miami	2/26/22								DNP									
Louisville	3/1/22								DNP									
at Clemson	3/5/22								DNP									

PRODUCTION TRACKER

	This Season	Career
Scored 10+ Points	-	1
Had 5+ Rebounds	2	8
Had Multiple Blocks	1	8
Led Tech in Blocks	2	10
Had Multiple Steals	-	1
Shot over 50% from the floor	6	26
Played 10+ Minutes	4	19
Shot 5+ Free Throws	1	3
Had Multiple Dunks	-	-



22 KEVE ALUMA

R-SENIOR Forward | 6-9 | 235 | Sociology (2nd undergraduate degree)
Berlin, Maryland | Wofford



SEASON/CAREER BESTS

POINTS

Season 25 at Duke (12/22/21)
Career 30 at Pittsburgh (2/3/21)

REBOUNDS

Season 12 at Maryland (12/1/21)
Career 14 vs. Georgia Tech (2/23/21)

ASSISTS

Season 5 vs. Wake Forest (12/4/21)
Career 5 (4x), last vs. Wake Forest (12/4/21)

BLOCKS

Season 3 vs. Merrimack (11/21/21)
Career 4 at Wake Forest (1/17/21)

STEALS

Season 3 vs. St. Bonaventure (12/17/21)
Career 3 (2x), last vs. St. Bona. (12/17/21)

MINUTES

Season 38 (2x), last at Virginia (1/12/22)
Career 43 at Miami (2/6/21)

FIELD GOALS MADE

Season 11 at Duke (12/22/21)
Career 11 at Duke (12/22/21)

FIELD GOALS ATTEMPTED

Season 20 (2x), last at Virginia (1/12/22)
Career 20 (2x), last at Virginia (1/12/22)

3-PT. FIELD GOALS MADE

Season 4 vs. Wake Forest (12/4/21)
Career 5 vs. Wake Forest (2/27/21)

3-PT. FIELD GOALS ATTEMPTED

Season 7 vs. Wake Forest (12/4/21)
Career 7 (2x), last vs. Wake Forest (12/4/21)

FREE THROWS MADE

Season 10 at Navy (11/12/21)
Career 10 at Navy (11/12/21)

FREE THROWS ATTEMPTED

Season 10 at Navy (11/12/21)
Career 13 vs. VMI (12/3/20)

CAREER STATS

	GP-GS	MIN	AVG	FG-FGA	FG%	3FG-FGA	3FG%	FT-FTA	FT%	OFF-DEF-TOT	AVG	PF-FO	AST	TO	BLK	STL	PTS	AVG
2017-18	33-2	439	13.3	30-53	.566	0-0	.000	24-42	.571	45-68-113	3.4	63-2	18	20	13	6	84	2.5
2018-19	35-34	930	26.6	94-141	.667	0-1	.000	54-94	.574	92-147-239	6.8	81-3	34	36	31	23	242	6.9
2019-20											DNP							
2020-21	22-22	674	30.6	118-241	.490	20-57	.351	78-108	.722	56-118-174	7.9	52-1	48	41	29	15	334	15.2
2021-22	16-16	486	30.4	100-199	.503	9-40	.225	43-58	.741	38-65-103	6.4	40-1	32	25	13	9	252	15.8
TOTAL	106-74	2530	23.9	342-634	.539	29-98	.296	199-302	.659	231-398-629	5.9	236-7	132	122	86	53	912	8.6

- Returns after exploring his 2021 NBA Draft options. *Name pronounced: kev-AYE ah-LOU-muh*
- Second-Team All-ACC pick in 2020-21.
- Only Hokie to start all 22 games Tech played.
- Averaged a team-high 15.2 points per game, which ranked ninth in the ACC.
- Posted a team-best six double-doubles last season.
- Two-time ACC Player of the Week (11/30/20, 2/1/21).
- Earned his first undergraduate degree in human development from Virginia Tech in May 2021.
- Currently working on his second undergraduate degree in sociology.

2021-22 GAME-BY-GAME STATS

OPPONENT	DATE	ST	MIN	FG-FGA	PCT	3FG-FGA	PCT	FT-FTA	PCT	OFF	DEF	TOT	PF	A	T/O	BLK	STL	PTS
Maine	11/9/21	*	18	3-5	.600	0-1	.000	2-2	1.000	0	0	0	3	0	0	1	0	8
at Navy	11/12/21	*	24	5-9	.556	0-0	.000	10-10	1.000	2	4	6	4	1	1	1	1	20
Radford	11/15/21	*	23	5-8	.625	0-2	.000	0-0	.000	0	4	4	3	1	2	2	0	10
St. Francis (Pa.)	11/18/21	*	24	6-13	.462	0-5	.000	6-8	.750	2	5	7	3	1	1	0	0	18
Merrimack	11/21/21	*	24	2-3	.667	0-0	.000	2-4	.500	2	3	5	1	2	1	3	0	6
vs. Memphis	11/24/21	*	36	5-17	.294	1-3	.333	3-4	.750	5	6	11	5	1	1	0	2	14
vs. Xavier	11/26/21	*	37	6-11	.545	0-1	.000	0-1	.000	0	5	5	0	2	1	0	0	12
at Maryland	12/1/21	*	35	6-14	.429	1-4	.250	4-6	.667	5	7	12	2	2	2	2	0	17
Wake Forest	12/4/21	*	36	8-16	.500	4-7	.571	3-4	.750	4	5	9	3	5	4	0	0	23
Cornell	12/8/21	*	22	8-9	.889	0-1	.000	0-0	.000	2	3	5	3	1	0	1	1	16
at Dayton	12/12/21	*	37	7-15	.467	0-2	.000	0-2	.000	3	3	6	2	2	3	0	1	14
vs. St. Bonaventure	12/17/21	*	24	5-11	.455	0-2	.000	2-2	1.000	1	2	3	1	4	0	2	3	12
at Duke	12/22/21	*	38	11-20	.550	1-3	.333	2-2	1.000	5	5	10	2	3	2	0	1	25
NC State	1/4/22	*	34	7-14	.500	1-3	.333	3-5	.600	4	2	6	3	2	2	0	0	18
at Virginia	1/12/22	*	38	9-20	.450	1-3	.333	3-3	1.000	2	4	6	2	3	3	1	0	22
Notre Dame	1/15/22	*	36	7-14	.500	0-3	.000	3-5	.600	1	7	8	3	2	2	0	0	17
at NC State	1/19/22																	
at Boston College	1/22/22																	
at North Carolina	1/24/22																	
Miami	1/26/22																	
at Florida State	1/29/22																	
Georgia Tech	2/2/22																	
at Pittsburgh	2/5/22																	
Pittsburgh	2/7/22																	
Syracuse	2/12/22																	
Virginia	2/14/22																	
North Carolina	2/19/22																	
at Georgia Tech	2/23/22																	
at Miami	2/26/22																	
Louisville	3/1/22																	
at Clemson	3/5/22																	

PRODUCTION TRACKER

	This Season	Career
Scored 10+ Points	14	39
Scored 20+ Points	4	9
Led Tech in Scoring	9	17
Had 10+ Rebounds	3	18
Led Tech in Rebounding	5	17
Had a Double-Double	3	11
Shot over 50% from the floor	10	69
Made 3+ 3FGs	1	4
Shot 5+ Free Throws	5	23



25 JUSTYN MUTTS

GRADUATE STUDENT Forward | 6-7 | 230 | Educational Psychology (2nd master's degree)
Millville, New Jersey | Delaware



SEASON/CAREER BESTS

POINTS

Season 24 vs. Notre Dame (1/15/22)
Career 30 at Hofstra (1/23/20)

REBOUNDS

Season 12 vs. Memphis (11/24/21)
Career 16 vs. UMES (11/29/19)

ASSISTS

Season 6 vs. Maine (11/9/21)
Career 7 at Miami (2/6/21)

BLOCKS

Season 2 (2x), last at Virginia (1/12/22)
Career 4 (3x), last vs. Hofstra (3/9/20)

STEALS

Season 4 vs. Memphis (11/24/21)
Career 5 at Pittsburgh (11/28/17)

MINUTES

Season 38 vs. Memphis (11/24/21)
Career 39 (2x), last at Miami (2/6/21)

FIELD GOALS MADE

Season 9 vs. Notre Dame (1/15/22)
Career 14 at Hofstra (1/23/20)

FIELD GOALS ATTEMPTED

Season 14 at Duke (12/22/21)
Career 17 at Hofstra (1/23/20)

3-PT. FIELD GOALS MADE

Season 2 at Maryland (12/1/21)
Career 3 (2x), last vs. North Carolina (3/11/21)

3-PT. FIELD GOALS ATTEMPTED

Season 4 at Dayton (12/12/21)
Career 5 (3x), last vs. North Carolina (3/11/21)

FREE THROWS MADE

Season 6 at Duke (12/22/21)
Career 8 vs. UMES (11/29/19)

FREE THROWS ATTEMPTED

Season 7 at Duke (12/22/21)
Career 8 (3x), last vs. Columbia (12/2/19)

CAREER STATS

	GP-GS	MIN	AVG	FG-FGA	FG%	3FG-FGA	3FG%	FT-FTA	FT%	OFF-DEF-TOT	AVG	PF-FO	AST	TO	BLK	STL	PTS	AVG
2017-18	28-18	568	20.3	71-132	.538	0-1	.000	26-47	.553	38-74-112	4.0	86-2	39	42	32	30	168	6.0
2018-19									DNP									
2019-20	33-32	1047	31.7	162-301	.538	2-18	.111	75-102	.735	66-210-276	8.4	110-7	72	82	34	44	401	12.2
2020-21	22-21	650	29.5	83-162	.512	15-45	.333	27-53	.509	37-104-141	6.4	62-2	49	51	17	13	208	9.5
2021-22	16-16	454	28.4	68-126	.540	9-27	.333	20-30	.667	30-85-115	7.2	44-0	44	36	11	21	165	10.3
TOTAL	99-87	2719	27.5	384-721	.533	26-91	.286	148-232	.638	171-473-644	6.5	302-11	204	211	94	108	942	9.5

- Candidate for 2021-22 Senior CLASS Award. *First name pronounced: JUST-in*
- Focused on improving his shooting form in the offseason.
- Started 21 of 22 games he played in last season.
- Reached double-figure scoring nine times in his first season as a Hokie.
- ACC All-Academic Team member in 2020-21.
- At Delaware, led the Blue Hens in rebounding and was fifth in the CAA in rebounds per game with 8.4 in 2019-20.
- Second on the team in points per game (12.2) and turned in 11 double-doubles - the third most in the CAA.
- Had 19 double-digit scoring outings and 13 double-figure rebounding efforts in 2019-20.
- Sat out the 2018-19 season due to NCAA transfer policy.
- As a freshman at High Point, Big South All-Freshman Team honoree.
- Chose the Hokies over Mississippi State and Houston.
- Earned his master's degree from Virginia Tech's OMALS program in May 2021.
- Currently working on his second graduate degree in educational psychology.

2021-22 GAME-BY-GAME STATS

OPPONENT	DATE	ST	MIN	FG-FGA	PCT	3FG-FGA	PCT	FT-FTA	PCT	OFF	DEF	TOT	PF	A	T/O	BLK	STL	PTS
Maine	11/9/21	*	23	7-13	.538	1-3	.333	0-0	.000	2	5	7	1	6	1	1	2	15
at Navy	11/12/21	*	34	4-5	.800	1-1	1.000	0-0	.000	1	6	7	2	2	2	0	1	9
Radford	11/15/21	*	25	5-13	.385	1-3	.333	0-0	.000	2	6	8	3	1	1	1	0	11
St. Francis (Pa.)	11/18/21	*	21	3-8	.375	0-2	.000	0-0	.000	0	5	5	3	2	1	0	3	6
Merrimack	11/21/21	*	22	4-5	.800	1-1	1.000	0-0	.000	2	5	7	3	5	2	0	1	9
vs. Memphis	11/24/21	*	38	3-6	.500	0-2	.000	1-2	.500	4	8	12	2	3	3	0	4	7
vs. Xavier	11/26/21	*	32	2-6	.333	1-2	.500	0-2	.000	3	8	11	2	3	3	1	1	5
at Maryland	12/1/21	*	31	6-12	.500	2-3	.667	2-4	.500	2	2	4	4	2	2	0	2	16
Wake Forest	12/4/21	*	28	7-10	.700	1-3	.333	0-0	.000	1	2	3	3	3	3	0	0	15
Cornell	12/8/21	*	20	3-4	.750	0-0	.000	4-4	1.000	3	5	8	2	4	3	1	0	10
at Dayton	12/12/21	*	27	3-9	.333	0-4	.000	2-5	.400	3	7	10	4	1	2	1	0	8
vs. St. Bonaventure	12/17/21	*	23	1-1	1.000	0-0	.000	0-0	.000	1	6	7	1	2	3	0	2	2
at Duke	12/22/21	*	34	7-14	.500	0-1	.000	6-7	.857	4	5	9	4	3	1	1	1	20
NC State	1/4/22	*	35	3-7	.429	0-0	.000	0-0	.000	1	6	7	4	2	6	2	2	6
at Virginia	1/12/22	*	28	1-2	.500	0-1	.000	0-0	.000	0	4	4	4	2	1	2	1	2
Notre Dame	1/15/22	*	33	9-11	.818	1-1	1.000	5-6	.833	2	5	7	2	3	2	1	1	24
at NC State	1/19/22																	
at Boston College	1/22/22																	
at North Carolina	1/24/22																	
Miami	1/26/22																	
at Florida State	1/29/22																	
Georgia Tech	2/2/22																	
at Pittsburgh	2/5/22																	
Pittsburgh	2/7/22																	
Syracuse	2/12/22																	
Virginia	2/14/22																	
North Carolina	2/19/22																	
at Georgia Tech	2/23/22																	
at Miami	2/26/22																	
Louisville	3/1/22																	
at Clemson	3/5/22																	

PRODUCTION TRACKER

	This Season	Career
Scored 10+ Points	7	40
Scored 20+ Points	2	9
Led Tech in Scoring	2	4
Had 10+ Rebounds	3	18
Led Tech in Rebounding	8	14
Had a Double-Double	-	12
Shot over 50% from the floor	11	58
Made 3+ 3FGs	-	2
Shot 5+ Free Throws	3	17



VIRGINIA TECH MEN'S BASKETBALL

COMBINED TEAM STATS

Game Records

Record	Overall	Home	Away	Neutral
ALL GAMES	9-7	6-2	2-3	1-2
CONFERENCE	1-4	1-2	0-2	0-0
NON-CONFERENCE	8-3	5-0	2-1	1-2

Score by Periods

Team	1st	2nd	OT	TOT
Virginia Tech	541	577	0	1118
Opponents	448	501	0	949

Team Box Score

No.	Player	Total			3-Point		F-Throw		Rebounds				PF	DQ	A	TO	BLK	STL	PTS	AVG		
		GP-GS	MIN	AVG	FG-FGA	FG%	3FG-3FGA	3FG%	FT-FTA	FT%	OFF	DEF									TOT	AVG
22	ALUMA, Keve	16-16	486:27	30.4	100-199	.503	9-40	.225	43-58	.741	38	65	103	6.4	40	1	32	25	13	9	252	15.8
4	ALLEYNE, Nahiem	16-16	526:26	32.9	54-153	.353	28-76	.368	32-34	.941	0	51	51	3.2	19	0	36	25	1	7	168	10.5
25	MUTTS, Justyn	16-16	451:09	28.2	68-126	.540	9-27	.333	20-30	.667	31	85	116	7.3	44	0	44	36	11	21	165	10.3
0	CATTOOR, Hunter	16-16	524:08	32.8	52-122	.426	35-81	.432	14-18	.778	5	59	64	4.0	32	0	31	13	1	18	153	9.6
5	MURPHY, Storm	16-16	466:54	29.2	54-115	.470	28-70	.400	7-11	.636	4	24	28	1.8	27	0	44	29	0	5	143	8.9
13	MADDOX, Darius	16-0	232:21	14.5	28-55	.509	14-28	.500	12-15	.800	6	21	27	1.7	15	0	6	8	4	4	82	5.1
1	N'GUESSAN, David	16-0	208:19	13.0	23-48	.479	3-8	.375	10-21	.476	12	33	45	2.8	27	0	10	13	13	5	59	3.7
21	OJIAKO, John	11-0	94:16	8.6	14-24	.583	0-0	.000	9-11	.818	15	16	31	2.8	11	0	1	7	6	0	37	3.4
3	PEDULLA, Sean	16-0	142:48	8.9	15-33	.455	10-16	.625	3-4	.750	3	11	14	0.9	17	1	16	9	0	8	43	2.7
11	HAYNES, Jalen	7-0	21:08	3.0	3-7	.429	0-0	.000	1-3	.333	3	1	4	0.6	1	0	0	2	0	0	7	1.0
14	VARGA, Ben	5-0	11:19	2.3	1-5	.200	1-4	.250	0-0	.000	0	0	0	0.0	0	0	0	0	0	0	3	0.6
15	KIDD, Lynn	6-0	20:29	3.4	1-6	.167	0-0	.000	1-1	1.000	4	4	8	1.3	0	0	0	3	2	0	3	0.5
10	JOHNSON, Camden	6-0	14:17	2.4	1-2	.500	1-2	.500	0-0	.000	0	1	1	0.2	1	0	1	0	0	1	3	0.5
Team											17	15	32				4					
Total		16	3200		414-895	.463	138-352	.392	152-206	.738	138	386	524	32.8	234	2	221	174	51	78	1118	69.9
Opponents		16	3200		356-864	.412	89-323	.276	148-208	.712	141	363	504	31.5	235	2	174	206	48	96	949	59.3

Team Statistics

	HOKIES	OPP
Scoring	1118	949
Points per game	69.9	59.3
Scoring margin	+10.6	-
Field goals-att	414-895	356-864
Field goal pct	.463	.412
3 point fg-att	138-352	89-323
3-point FG pct	.392	.276
3-pt FG made per game	8.6	5.6
Free throws-att	152-206	148-208
Free throw pct	.738	.712
F-Throws made per game	9.5	9.3
Rebounds	524	504
Rebounds per game	32.8	31.5
Rebounding margin	+1.3	-
Assists	221	174
Assists per game	13.8	10.9
Turnovers	174	206
Turnovers per game	10.9	12.9
Turnover margin	+2.0	-
Assist/turnover ratio	1.3	0.8
Steals	78	96
Steals per game	4.9	6.0
Blocks	51	48
Blocks per game	3.2	3.0
Winning streak	1	-
Home win streak	1	-
Attendance	53876	57066
Home games-Avg/Game	8-6735	5-11413
Neutral site-Avg/Game	-	3-935

Team Results

Date	Opponent		Score	Att.
11/09/2021	Maine	W	82-47	6473
11/12/2021	at Navy	W	77-57	4784
11/15/2021	Radford	W	65-39	6835
11/18/2021	Saint Francis (PA)	W	85-55	6437
11/21/2021	Merrimack	W	72-43	4730
11/24/2021	vs Memphis	L	61-69	2804
11/26/2021	vs Xavier	L	58-59	0
12/01/2021	at Maryland	W	62-58	15988
12/04/2021	Wake Forest	L	61-80	8925
12/08/2021	Cornell	W	93-60	6403
12/12/2021	at Dayton	L	57-62	13407
12/17/2021	vs St. Bonaventure	W	86-49	0
12/22/2021	at Duke	L	65-76	9314
01/04/2022	NC State	L	63-68	5148
01/12/2022	at Virginia	L	52-54	13573
01/15/2022	Notre Dame	W	79-73	8925

TEAM GAME-BY-GAME

Opponent	Date	Score		Total		3-Pointers		Free throws		Rebounds										
				FG-FGA	PCT	3FG-3FGA	PCT	FT-FTA	PCT	OFF	DEF	TOT	AVG	PF	A	TO	BLK	STL	PTS	AVG
Maine	11/09/2021	82-47	W	35-66	.530	9-21	.429	3-5	.600	9	26	35	35.0	11	18	8	3	4	82	82.0
at Navy	11/12/2021	77-57	W	27-54	.500	8-19	.421	15-19	.789	8	27	35	35.0	17	14	9	2	5	77	79.5
Radford	11/15/2021	65-39	W	25-58	.431	10-23	.435	5-6	.833	7	34	41	37.0	14	10	15	3	7	65	74.7
Saint Francis (PA)	11/18/2021	85-55	W	31-60	.517	7-20	.350	16-20	.800	10	32	42	38.3	14	14	8	4	6	85	77.3
Merrimack	11/21/2021	72-43	W	27-49	.551	11-23	.478	7-12	.583	7	25	32	37.0	9	15	12	5	5	72	76.2
vs Memphis	11/24/2021	61-69	L	19-56	.339	7-21	.333	16-22	.727	9	24	33	36.3	20	10	13	0	8	61	73.7
vs Xavier	11/26/2021	58-59	L	22-54	.407	8-23	.348	6-10	.600	5	23	28	35.1	12	14	8	1	4	58	71.4
at Maryland	12/01/2021	62-58	W	23-60	.383	9-20	.450	7-12	.583	11	22	33	34.9	15	15	8	4	6	62	70.3
Wake Forest	12/04/2021	61-80	L	23-56	.411	8-27	.296	7-8	.875	11	14	25	33.8	13	14	12	2	3	61	69.2
Cornell	12/08/2021	93-60	W	34-63	.540	12-23	.522	13-17	.765	12	28	40	34.4	14	16	12	6	4	93	71.6
at Dayton	12/12/2021	57-62	L	21-55	.382	6-22	.273	9-14	.643	9	23	32	34.2	17	11	13	2	5	57	70.3
vs St. Bonaventure	12/17/2021	86-49	W	28-51	.549	13-28	.464	17-23	.739	9	25	34	34.2	13	14	14	5	8	86	71.6
at Duke	12/22/2021	65-76	L	26-61	.426	5-19	.263	8-9	.889	12	19	31	33.9	18	16	10	1	4	65	71.1
NC State	01/04/2022	63-68	L	23-53	.434	8-23	.348	9-11	.818	8	18	26	33.4	13	14	10	3	3	63	70.5
at Virginia	01/12/2022	52-54	L	21-50	.420	7-20	.350	3-3	1.000	6	23	29	33.1	16	13	12	6	5	52	69.3
Notre Dame	01/15/2022	79-73	W	29-49	.592	10-20	.500	11-15	.733	5	23	28	32.8	18	13	10	4	1	79	69.9
Total		1118		414-895	.463	138-352	.392	152-206	.738	138	386	524	32.8	234	221	174	51	78	1118	69.9
Opponents		949		356-864	.412	89-323	.276	148-208	.712	141	363	504	31.5	235	174	206	48	96	949	59.3

Virginia Tech Averages

Games Played	Points/game	FG Pct	3FG Pct	FT Pct	Rebounds/game	Assists/game	Turnovers/game	Assist/Turnover ratio	Steals/game	Blocks/game
16	69.9	46.3	39.2	73.8	32.8	13.8	10.9	1.3	4.9	3.2

OPPONENTS GAME-BY-GAME

Opponent	Date	Score		Total		3-Pointers		Free throws		Rebounds										
				FG-FGA	PCT	3FG-3FGA	PCT	FT-FTA	PCT	OFF	DEF	TOT	AVG	PF	A	TO	BLK	STL	PTS	AVG
Maine	11/09/2021	82-47	W	20-61	.328	4-22	.182	3-3	1.000	13	24	37	37.0	11	9	19	3	3	47	47.0
at Navy	11/12/2021	77-57	W	20-51	.392	3-25	.120	14-19	.737	7	22	29	33.0	18	9	10	3	6	57	52.0
Radford	11/15/2021	65-39	W	14-50	.280	2-24	.083	9-15	.600	7	25	32	32.7	13	8	18	2	11	39	47.7
Saint Francis (PA)	11/18/2021	85-55	W	21-63	.333	6-23	.261	7-11	.636	10	20	30	32.0	20	10	9	3	3	55	49.5
Merrimack	11/21/2021	72-43	W	19-49	.388	5-20	.250	0-0	.000	5	17	22	30.0	11	8	15	3	4	43	48.2
vs Memphis	11/24/2021	61-69	L	24-61	.393	5-19	.263	16-20	.800	15	30	45	32.5	21	10	14	4	8	69	51.7
vs Xavier	11/26/2021	58-59	L	22-46	.478	10-22	.455	5-8	.625	2	28	30	32.1	15	13	14	2	5	59	52.7
at Maryland	12/01/2021	62-58	W	23-55	.418	1-13	.077	11-11	1.000	9	30	39	33.0	12	6	15	7	4	58	53.4
Wake Forest	12/04/2021	61-80	L	33-52	.635	7-16	.438	7-12	.583	7	21	28	32.4	11	17	10	2	5	80	56.3
Cornell	12/08/2021	93-60	W	20-52	.385	8-26	.308	12-16	.750	6	17	23	31.5	14	16	16	2	7	60	56.7
at Dayton	12/12/2021	57-62	L	21-50	.420	7-18	.389	13-21	.619	10	28	38	32.1	18	15	15	0	9	62	57.2
vs St. Bonaventure	12/17/2021	86-49	W	18-54	.333	6-23	.261	7-13	.538	12	15	27	31.7	17	8	20	5	7	49	56.5
at Duke	12/22/2021	65-76	L	29-54	.537	5-15	.333	13-16	.813	8	24	32	31.7	15	10	11	6	8	76	58.0
NC State	01/04/2022	63-68	L	26-59	.441	9-24	.375	7-9	.778	14	22	36	32.0	16	11	9	3	6	68	58.7
at Virginia	01/12/2022	52-54	L	20-50	.400	3-13	.231	11-16	.688	9	22	31	31.9	10	12	8	3	6	54	58.4
Notre Dame	01/15/2022	79-73	W	26-57	.456	8-20	.400	13-18	.722	7	18	25	31.5	13	12	3	0	4	73	59.3
Total		949		356-864	.412	89-323	.276	148-208	.712	141	363	504	31.5	235	174	206	48	96	949	59.3
Virginia Tech		1118		414-895	.463	138-352	.392	152-206	.738	138	386	524	32.8	234	221	174	51	78	1118	69.9

Opponents Averages

Games Played	Points/game	FG Pct	3FG Pct	FT Pct	Rebounds/game	Assists/game	Turnovers/game	Assist/Turnover ratio	Steals/game	Blocks/game
16	59.3	41.2	27.6	71.2	31.5	10.9	12.9	0.8	6.0	3.0

TEAM CATEGORY LEADERS

Points

##	Player	G	Pts	Pts/G
22	Aluma, Keve	16	252	15.8
4	Alleyne, Nahiem	16	168	10.5
25	Mutts, Justyn	16	165	10.3
0	Cattoor, Hunter	16	153	9.6
5	Murphy, Storm	16	143	8.9
13	Maddox, Darius	16	82	5.1
1	N'Guessan, David	16	59	3.7
3	Pedulla, Sean	16	43	2.7
21	Ojiako, John	11	37	3.4
11	Haynes, Jalen	7	7	1.0
14	Varga, Ben	5	3	0.6
15	Kidd, Lynn	6	3	0.5
10	Johnson, Camden	6	3	0.5

Scoring Average

##	Player	G	Pts	Pts/G
22	Aluma, Keve	16	252	15.8
4	Alleyne, Nahiem	16	168	10.5
25	Mutts, Justyn	16	165	10.3
0	Cattoor, Hunter	16	153	9.6
5	Murphy, Storm	16	143	8.9
13	Maddox, Darius	16	82	5.1
1	N'Guessan, David	16	59	3.7
21	Ojiako, John	11	37	3.4
3	Pedulla, Sean	16	43	2.7
11	Haynes, Jalen	7	7	1.0
14	Varga, Ben	5	3	0.6
15	Kidd, Lynn	6	3	0.5
10	Johnson, Camden	6	3	0.5

Field Goal Percentage

##	Player	FG	Att	Pct
21	Ojiako, John	14	24	.583
25	Mutts, Justyn	68	126	.540
13	Maddox, Darius	28	55	.509
22	Aluma, Keve	100	199	.503
10	Johnson, Camden	1	2	.500
1	N'Guessan, David	23	48	.479
5	Murphy, Storm	54	115	.470
3	Pedulla, Sean	15	33	.455
11	Haynes, Jalen	3	7	.429
0	Cattoor, Hunter	52	122	.426
4	Alleyne, Nahiem	54	153	.353
14	Varga, Ben	1	5	.200
15	Kidd, Lynn	1	6	.167

Field Goal Attempts

##	Player	G	Att	Att/G
22	Aluma, Keve	16	199	12.4
4	Alleyne, Nahiem	16	153	9.6
25	Mutts, Justyn	16	126	7.9
0	Cattoor, Hunter	16	122	7.6
5	Murphy, Storm	16	115	7.2

Field Goals Made

##	Player	G	Made	Made/G
22	Aluma, Keve	16	100	6.3
25	Mutts, Justyn	16	68	4.3
4	Alleyne, Nahiem	16	54	3.4
5	Murphy, Storm	16	54	3.4
0	Cattoor, Hunter	16	52	3.3

TEAM CATEGORY LEADERS

3-Point FG Percentage

##	Player	3FG	Att	Pct
3	Pedulla, Sean	10	16	.625
13	Maddox, Darius	14	28	.500
10	Johnson, Camden	1	2	.500
0	Cattoor, Hunter	35	81	.432
5	Murphy, Storm	28	70	.400
1	N'Guessan, David	3	8	.375
4	Alleyne, Nahiem	28	76	.368
25	Mutts, Justyn	9	27	.333
14	Varga, Ben	1	4	.250
22	Aluma, Keve	9	40	.225

3-Point FG Attempts

##	Player	G	Att	Att/G
0	Cattoor, Hunter	16	81	5.1
4	Alleyne, Nahiem	16	76	4.8
5	Murphy, Storm	16	70	4.4
22	Aluma, Keve	16	40	2.5
13	Maddox, Darius	16	28	1.8

3-Point FG Made

##	Player	G	Made	Made/G
0	Cattoor, Hunter	16	35	2.2
4	Alleyne, Nahiem	16	28	1.8
5	Murphy, Storm	16	28	1.8
13	Maddox, Darius	16	14	0.9
3	Pedulla, Sean	16	10	0.6

Free Throw Percentage

##	Player	Made	Att	Pct
15	Kidd, Lynn	1	1	1.000
4	Alleyne, Nahiem	32	34	.941
21	Ojiako, John	9	11	.818
13	Maddox, Darius	12	15	.800
0	Cattoor, Hunter	14	18	.778
3	Pedulla, Sean	3	4	.750
22	Aluma, Keve	43	58	.741
25	Mutts, Justyn	20	30	.667
5	Murphy, Storm	7	11	.636
1	N'Guessan, David	10	21	.476
11	Haynes, Jalen	1	3	.333

Free Throw Attempts

##	Player	G	Att	Att/G
22	Aluma, Keve	16	58	3.6
4	Alleyne, Nahiem	16	34	2.1
25	Mutts, Justyn	16	30	1.9
1	N'Guessan, David	16	21	1.3
0	Cattoor, Hunter	16	18	1.1

Free Throws Made

##	Player	G	Made	Made/G
22	Aluma, Keve	16	43	2.7
4	Alleyne, Nahiem	16	32	2.0
25	Mutts, Justyn	16	20	1.3
0	Cattoor, Hunter	16	14	0.9
13	Maddox, Darius	16	12	0.8

Rebounds

##	Player	G	Reb	Reb/G
25	Mutts, Justyn	16	116	7.3
22	Aluma, Keve	16	103	6.4
0	Cattoor, Hunter	16	64	4.0
4	Alleyne, Nahiem	16	51	3.2
1	N'Guessan, David	16	45	2.8

Assists

##	Player	G	Ast	Ast/G
25	Mutts, Justyn	16	44	2.8
5	Murphy, Storm	16	44	2.8
4	Alleyne, Nahiem	16	36	2.3
22	Aluma, Keve	16	32	2.0
0	Cattoor, Hunter	16	31	1.9

Rebounds Average

##	Player	G	Reb	Reb/G
25	Mutts, Justyn	16	116	7.3
22	Aluma, Keve	16	103	6.4
0	Cattoor, Hunter	16	64	4.0
4	Alleyne, Nahiem	16	51	3.2
21	Ojiako, John	11	31	2.8

Steals

##	Player	G	Stl	Stl/G
25	Mutts, Justyn	16	21	1.3
0	Cattoor, Hunter	16	18	1.1
22	Aluma, Keve	16	9	0.6
3	Pedulla, Sean	16	8	0.5
4	Alleyne, Nahiem	16	7	0.4

TEAM CATEGORY LEADERS

Offensive Rebounds

##	Player	G	OReb	OReb/G
22	Aluma, Keve	16	38	2.4
25	Mutts, Justyn	16	31	1.9
21	Ojiako, John	11	15	1.4
1	N'Guessan, David	16	12	0.8
13	Maddox, Darius	16	6	0.4

Blocked Shots

##	Player	G	Blk	Blk/G
22	Aluma, Keve	16	13	0.8
1	N'Guessan, David	16	13	0.8
25	Mutts, Justyn	16	11	0.7
21	Ojiako, John	11	6	0.5
13	Maddox, Darius	16	4	0.3

Defensive Rebounds

##	Player	G	DReb	DReb/G
25	Mutts, Justyn	16	85	5.3
22	Aluma, Keve	16	65	4.1
0	Cattoor, Hunter	16	59	3.7
4	Alleyne, Nahiem	16	51	3.2
1	N'Guessan, David	16	33	2.1

Minutes

##	Player	G	Min	Min/G
4	Alleyne, Nahiem	16	526	32:54
0	Cattoor, Hunter	16	524	32:45
22	Aluma, Keve	16	486	30:24
5	Murphy, Storm	16	467	29:11
25	Mutts, Justyn	16	451	28:12

Fouls

##	Player	G	PF	PF/G
25	Mutts, Justyn	16	44	2.8
22	Aluma, Keve	16	40	2.5
0	Cattoor, Hunter	16	32	2.0
5	Murphy, Storm	16	27	1.7
1	N'Guessan, David	16	27	1.7

Turnovers

##	Player	G	TO	TO/G
25	Mutts, Justyn	16	36	2.3
5	Murphy, Storm	16	29	1.8
22	Aluma, Keve	16	25	1.6
4	Alleyne, Nahiem	16	25	1.6
0	Cattoor, Hunter	16	13	0.8

Foul Outs

##	Player	G	FO
22	Aluma, Keve	16	1
3	Pedulla, Sean	16	1

TEAM GAME HIGHS

Virginia Tech - Game Highs

POINTS	93		Cornell (12/08/2021)
	86		vs St. Bonaventure (N) (12/17/2021)
	85		Saint Francis (PA) (11/18/2021)
	82		Maine (11/09/2021)
	79		Notre Dame (01/15/2022)
FIELD GOALS MADE	35		Maine (11/09/2021)
	34		Cornell (12/08/2021)
FIELD GOAL ATTEMPTS	66		Maine (11/09/2021)
	63		Cornell (12/08/2021)
FIELD GOAL PERCENTAGE	.592	(29-49)	Notre Dame (01/15/2022)
	.551	(27-49)	Merrimack (11/21/2021)
3 PT FG MADE	13		vs St. Bonaventure (N) (12/17/2021)
	12		Cornell (12/08/2021)
3 PT FG ATTEMPTS	28		vs St. Bonaventure (N) (12/17/2021)
	27		Wake Forest (12/04/2021)
3 PT FG PERCENTAGE	.522	(12-23)	Cornell (12/08/2021)
	.500	(10-20)	Notre Dame (01/15/2022)
FREE THROWS MADE	17		vs St. Bonaventure (N) (12/17/2021)
	16		vs Memphis (N) (11/24/2021)
	16		Saint Francis (PA) (11/18/2021)
FREE THROW ATTEMPTS	23		vs St. Bonaventure (N) (12/17/2021)
	22		vs Memphis (N) (11/24/2021)
FREE THROW PERCENTAGE	1.000	(3-3)	at Virginia (01/12/2022)
	.889	(8-9)	at Duke (12/22/2021)
REBOUNDS	42		Saint Francis (PA) (11/18/2021)
	41		Radford (11/15/2021)
ASSISTS	18		Maine (11/09/2021)
	16		at Duke (12/22/2021)
	16		Cornell (12/08/2021)
STEALS	8		vs St. Bonaventure (N) (12/17/2021)
	8		vs Memphis (N) (11/24/2021)
BLOCKED SHOTS	6		at Virginia (01/12/2022)
	6		Cornell (12/08/2021)
TURNOVERS	15		Radford (11/15/2021)
	14		vs St. Bonaventure (N) (12/17/2021)
FOULS	20		vs Memphis (N) (11/24/2021)
	18		Notre Dame (01/15/2022)
	18		at Duke (12/22/2021)

OPPONENT GAME HIGHS

Opponent - Game Highs

POINTS	80		Wake Forest (12/04/2021)
	76		at Duke (12/22/2021)
	73		Notre Dame (01/15/2022)
	69		vs Memphis (N) (11/24/2021)
	68		NC State (01/04/2022)
FIELD GOALS MADE	33		Wake Forest (12/04/2021)
	29		at Duke (12/22/2021)
FIELD GOAL ATTEMPTS	63		Saint Francis (PA) (11/18/2021)
	61		vs Memphis (N) (11/24/2021)
	61		Maine (11/09/2021)
FIELD GOAL PERCENTAGE	.635	(33-52)	Wake Forest (12/04/2021)
	.537	(29-54)	at Duke (12/22/2021)
3 PT FG MADE	10		vs Xavier (N) (11/26/2021)
	9		NC State (01/04/2022)
3 PT FG ATTEMPTS	26		Cornell (12/08/2021)
	25		at Navy (11/12/2021)
3 PT FG PERCENTAGE	.455	(10-22)	vs Xavier (N) (11/26/2021)
	.438	(7-16)	Wake Forest (12/04/2021)
FREE THROWS MADE	16		vs Memphis (N) (11/24/2021)
	14		at Navy (11/12/2021)
FREE THROW ATTEMPTS	21		at Dayton (12/12/2021)
	20		vs Memphis (N) (11/24/2021)
FREE THROW PERCENTAGE	1.000	(11-11)	at Maryland (12/01/2021)
	1.000	(3-3)	Maine (11/09/2021)
REBOUNDS	45		vs Memphis (N) (11/24/2021)
	39		at Maryland (12/01/2021)
ASSISTS	17		Wake Forest (12/04/2021)
	16		Cornell (12/08/2021)
STEALS	11		Radford (11/15/2021)
	9		at Dayton (12/12/2021)
BLOCKED SHOTS	7		at Maryland (12/01/2021)
	6		at Duke (12/22/2021)
TURNOVERS	20		vs St. Bonaventure (N) (12/17/2021)
	19		Maine (11/09/2021)
FOULS	21		vs Memphis (N) (11/24/2021)
	20		Saint Francis (PA) (11/18/2021)

TEAM GAME LOWS

Virginia Tech - Game Lows

POINTS	52		at Virginia (01/12/2022)
	57		at Dayton (12/12/2021)
	58		vs Xavier (N) (11/26/2021)
	61		Wake Forest (12/04/2021)
	61		vs Memphis (N) (11/24/2021)
FIELD GOALS MADE	19		vs Memphis (N) (11/24/2021)
	21		at Virginia (01/12/2022)
	21		at Dayton (12/12/2021)
FIELD GOAL ATTEMPTS	49		Notre Dame (01/15/2022)
	49		Merrimack (11/21/2021)
FIELD GOAL PERCENTAGE	.339	(19-56)	vs Memphis (N) (11/24/2021)
	.382	(21-55)	at Dayton (12/12/2021)
3 PT FG MADE	5		at Duke (12/22/2021)
	6		at Dayton (12/12/2021)
3 PT FG ATTEMPTS	19		at Duke (12/22/2021)
	19		at Navy (11/12/2021)
3 PT FG PERCENTAGE	.263	(5-19)	at Duke (12/22/2021)
	.273	(6-22)	at Dayton (12/12/2021)
FREE THROWS MADE	3		at Virginia (01/12/2022)
	3		Maine (11/09/2021)
FREE THROW ATTEMPTS	3		at Virginia (01/12/2022)
	5		Maine (11/09/2021)
FREE THROW PERCENTAGE	.583	(7-12)	at Maryland (12/01/2021)
	.583	(7-12)	Merrimack (11/21/2021)
REBOUNDS	25		Wake Forest (12/04/2021)
	26		NC State (01/04/2022)
ASSISTS	10		vs Memphis (N) (11/24/2021)
	10		Radford (11/15/2021)
STEALS	1		Notre Dame (01/15/2022)
	3		NC State (01/04/2022)
	3		Wake Forest (12/04/2021)
BLOCKED SHOTS	0		vs Memphis (N) (11/24/2021)
	1		at Duke (12/22/2021)
	1		vs Xavier (N) (11/26/2021)
TURNOVERS	8		at Maryland (12/01/2021)
	8		vs Xavier (N) (11/26/2021)
	8		Saint Francis (PA) (11/18/2021)
	8		Maine (11/09/2021)
FOULS	9		Merrimack (11/21/2021)
	11		Maine (11/09/2021)

OPPONENT GAME LOWS

Opponent - Game Lows

POINTS	39		Radford (11/15/2021)
	43		Merrimack (11/21/2021)
	47		Maine (11/09/2021)
	49		vs St. Bonaventure (N) (12/17/2021)
	54		at Virginia (01/12/2022)
FIELD GOALS MADE	14		Radford (11/15/2021)
	18		vs St. Bonaventure (N) (12/17/2021)
FIELD GOAL ATTEMPTS	46		vs Xavier (N) (11/26/2021)
	49		Merrimack (11/21/2021)
FIELD GOAL PERCENTAGE	.280	(14-50)	Radford (11/15/2021)
	.328	(20-61)	Maine (11/09/2021)
3 PT FG MADE	1		at Maryland (12/01/2021)
	2		Radford (11/15/2021)
3 PT FG ATTEMPTS	13		at Virginia (01/12/2022)
	13		at Maryland (12/01/2021)
3 PT FG PERCENTAGE	.077	(1-13)	at Maryland (12/01/2021)
	.083	(2-24)	Radford (11/15/2021)
FREE THROWS MADE	0		Merrimack (11/21/2021)
	3		Maine (11/09/2021)
FREE THROW ATTEMPTS	0		Merrimack (11/21/2021)
	3		Maine (11/09/2021)
FREE THROW PERCENTAGE	.538	(7-13)	vs St. Bonaventure (N) (12/17/2021)
REBOUNDS	22		Merrimack (11/21/2021)
	23		Cornell (12/08/2021)
ASSISTS	6		at Maryland (12/01/2021)
	8		vs St. Bonaventure (N) (12/17/2021)
	8		Merrimack (11/21/2021)
	8		Radford (11/15/2021)
STEALS	3		Saint Francis (PA) (11/18/2021)
	3		Maine (11/09/2021)
BLOCKED SHOTS	0		Notre Dame (01/15/2022)
	0		at Dayton (12/12/2021)
TURNOVERS	3		Notre Dame (01/15/2022)
	8		at Virginia (01/12/2022)
FOULS	10		at Virginia (01/12/2022)
	11		Wake Forest (12/04/2021)
	11		Maine (11/09/2021)



0 HUNTER CATTOOR

JR. • G • 6-3 • 200
ORLANDO, FLA.
BISHOP MOORE



1 DAVID N'GUESSAN

SO. • F • 6-9 • 205
DE LIER, THE NETHERLANDS
MT. ZION PREP



3 SEAN PEDULLA

FR. • G • 6-1 • 190
EDMOND, OKLA.
EDMOND MEMORIAL



4 NAHIEM ALLEYNE

JR. • G • 6-4 • 195
BUFORD, GA.
MOUNTAIN VIEW



5 STORM MURPHY

GR. • G • 6-0 • 185
MIDDLETON, WIS.
WOFFORD



10 CAMDEN JOHNSON

FR. • G • 6-1 • 175
WAXHAW, N.C.
METROLINA CHRISTIAN ACADEMY



11 JALEN HAYNES

FR. • F • 6-8 • 250
FT. LAUDERDALE, FLA.
MONTVERDE ACADEMY



13 DARIUS MADDOX

SO. • G • 6-5 • 185
BOWIE, MD.
OAK HILL ACADEMY



14 BEN VARGA

FR. • G • 5-10 • 170
LOUISVILLE, KY.
ST. XAVIER



15 LYNN KIDD

SO. • C • 6-10 • 240
GAINESVILLE, FLA.
IMG ACADEMY



21 JOHN OJIAKO

JR. • C • 6-10 • 245
LAGOS, NIGERIA
ADMIRAL FARRAGUT (FLA.)



22 KEVE ALUMA

R-SR. • F • 6-9 • 235
BERLIN, MD.
WOFFORD



25 JUSTIN MUTTS

GR. • F • 6-7 • 230
MILLVILLE, N.J.
DELAWARE



MIKE YOUNG

HEAD COACH
3RD SEASON



MIKE JONES

ASSOCIATE HEAD COACH
1ST SEASON



CHRISTIAN WEBSTER

ASSISTANT COACH
6TH SEASON



KEVIN GILTNER

ASSISTANT COACH
3RD SEASON