



# VIRGINIA TECH

## 2021-22 MEN'S BASKETBALL



12 NCAA APPEARANCES / 13 NIT APPEARANCES (2 CHAMPIONSHIPS) /  
17 ALL-ACC SELECTIONS / 10 ALL-AMERICANS / 20 NBA DRAFT PICKS

GAME 15

### THE MATCHUP

#### VIRGINIA TECH HOKIES

8-6, 0-3 ACC

**Head Coach:** Mike Young (Emory & Henry, 1986)  
**Record at Virginia Tech:** 39-29 (3rd Season)  
**Career Record:** 338-273 (20th Season)  
**vs. Virginia:** 1-4

AT

#### VIRGINIA CAVALIERS

9-6, 3-2 ACC

**Head Coach:** Tony Bennett (Green Bay, 1992)  
**Record at Virginia:** 304-109 (13th Season)  
**Career Record:** 373-142 (16th Season)  
**vs. Virginia Tech:** 16-7

GAME 15 | VIRGINIA TECH at VIRGINIA - JAN. 12, 2022 | 9PM | ESPN2 | CHARLOTTESVILLE, VA. | JOHN PAUL JONES ARENA (14,623)



@HokiesMBB

### BROADCAST INFORMATION

#### TV | ESPN2

Anish Shroff, PxP  
Jordan Cornette, Analyst

#### VIDEO STREAM

ESPN.com and ESPN app

#### RADIO | VT Sports Network

Adam Witten, PxP  
Mike Burnop, Analyst

#### LIVE STATS

stats.hokiesports.com



@UVMensHoops

### PROJECTED STARTERS

Virginia Tech	Ht.	Wt.	Yr.	Hometown	PPG	RPG	Other
G 5 Storm Murphy	6-0	185	Gr.	Middleton, Wis.	8.6	1.5	Coach Young calls him "Stormer"
G 0 Hunter Cattoor	6-3	200	Jr.	Orlando, Fla.	10.1	3.9	Reached double figures in 6 of last 8
G 4 Nahiem Alleyne	6-4	195	Jr.	Buford, Ga.	10.0	3.3	Shooting 23.4% over last 7 games
F 25 Justyn Mutts	6-7	230	Gr.	Millville, N.J.	9.9	7.5	Young man brings the energy!
F 22 Keve Aluma	6-9	235	r-Sr.	Berlin, Md.	15.2	6.4	Scored double figures in 9 straight

Virginia	Ht.	Wt.	Yr.	Hometown	PPG	RPG	Other
G 0 Kihei Clark	5-10	172	Sr.	Woodland Hills, Calif.	9.9	3.1	Team-leading 26 3FG; 42.6 3FG%
G 2 Reece Beekman	6-3	181	So.	Baton Rouge, La.	7.3	3.8	Team-leading 32 steals
G 4 Armaan Franklin	6-4	204	Jr.	Indianapolis, Ind.	12.0	2.7	12+ points in last 5 games
F 1 Jayden Gardner	6-6	246	Sr.	Wake Forest, N.C.	15.0	7.5	Leading scorer; transfer from ECU
F 21 Kadin Shedrick	6-11	231	r-Sr.	Holly Springs, N.C.	6.3	5.3	42 blocks - 14th in the nation

### KEY STORYLINES

#### THE SERIES

- UVA owns a 95-57 advantage in the all-time series, which dates back to Feb. 20, 1915.
- Tech snapped a four-game losing skid in the series last season, defeating the Cavaliers 65-51 inside Cassell Coliseum.
- The Hokies are 14-39 against UVA in Charlottesville. Their last win on the road in the series came on Feb. 10, 2018 when the Hokies outlasted No. 2 UVA 61-60 in overtime. Kerry Blackshear Jr.'s putback with six seconds to go proved to be the difference.
- Wednesday night is the first of two meetings scheduled this season between Tech

- and UVA.
- A half point is up for grabs in the Smithfield Commonwealth Clash. Tech currently leads, 4-1.

#### A WIN WOULD...

- Give the Hokies back-to-back wins over the Cavaliers for the first time since the 2009-10 season.
- Hand UVA back-to-back losses for the first time this season.
- Prevent Tech from dropping to 0-4 in ACC play for the first time since the 2014-15 season when the Hokies lost their first six league games.
- Improve Tech to 3-2 on the road this season.
- Be Mike Young's 40th win

- as head coach of the Hokies.
- Extend Tech's lead in the Smithfield Commonwealth Clash to 4.5-1.

#### HOKIE HEADLINES

- Keve Aluma has reached double-figure scoring in nine straight games. He's at least tied for leading scorer honors in six of the last seven games.
- Aluma leads the ACC in scoring in conference-only games at 22.0 points per game.
- Hunter Cattoor has scored double figures in six of the last eight games, including a career-high 21 points vs. St. Bonaventure on Dec. 17.

### 2021-22 SCHEDULE

RECORD	8-6
ACC	0-3
NON-CONFERENCE	8-3
HOME	5-2
AWAY	2-2
NEUTRAL	1-2

Date	Opponent	TV	Time/Result
11/9	Maine	ACCNX	W, 82-47
11/12	at Navy <sup>1</sup>	CBSSN	W, 77-57
11/15	Radford	ACCNX	W, 65-39
11/18	St. Francis (Pa.)	ACCN	W, 85-55
11/21	Merrimack	RSN	W, 72-43
11/24	#9/10 Memphis <sup>2</sup>	ESPN2	L, 69-61
11/26	#25/RV Xavier <sup>2</sup>	ESPN2	L, 59-58

12/1	at Maryland <sup>3</sup>	ESPN2	W, 62-58
12/4	Wake Forest <sup>*</sup>	ACCN	L, 80-61
12/8	Cornell	ACCN	W, 93-60
12/12	at Dayton	ESPN2	L, 62-57
12/17	St. Bonaventure <sup>4</sup>	ESPN2	W, 86-49
12/22	at Duke <sup>*</sup>	ESPN2	L, 76-65
12/29	at North Carolina <sup>*</sup>	ESPN2	PPD

1/1	Pittsburgh <sup>*</sup>	ESPNU	PPD
1/4	NC State <sup>*</sup>	ACCN	L, 68-63
1/12	at Virginia <sup>*</sup>	ESPN2	9 PM
1/15	Notre Dame <sup>*</sup>	ACCN	6 PM
1/19	at NC State <sup>*</sup>	ACCN	7 PM
1/22	at Boston College <sup>*</sup>	RSN	12 PM
1/26	Miami <sup>*</sup>	ACCN	7 PM
1/29	at Florida State <sup>*</sup>	ABC	3 PM

2/2	Georgia Tech <sup>*</sup>	ACCN	9 PM
2/5	at Pittsburgh <sup>*</sup>	ACCN	7 PM
2/12	Syracuse <sup>*</sup>	-	6 PM
2/14	Virginia <sup>*</sup>	ESPN	7 PM
2/19	North Carolina <sup>*</sup>	ESPN/2	4 PM
2/23	at Georgia Tech <sup>*</sup>	ESPN/2	9 PM
2/26	at Miami <sup>*</sup>	RSN	3 PM

3/1	Louisville <sup>*</sup>	ESPN/2	9 PM
3/5	at Clemson <sup>*</sup>	RSN	2 PM
3/8-12	ACC Tournament <sup>5</sup>	-	-

All Times Eastern

\* - ACC Game

1 - Veterans Classic (Annapolis, Md.)

2 - NIT Season Tip-Off (Brooklyn, N.Y.)

3 - Big Ten/ACC Challenge (College Park, Md.)

4 - Basketball Hall of Fame Shootout (Charlotte, N.C.)

5 - New York Life ACC Tournament (Brooklyn, N.Y.)

### CONTACT INFO

**Brian Cox** | Phone: (540) 250-0624

Email: bcox90@vt.edu

Associate AD, Creative Communications

**Will Copeland** | Phone: (757) 814-0930

Email: cwil199@vt.edu

Creative Communications Coordinator

## QUICK FACTS

### THE BASICS

University Name: Virginia Tech  
 Location: Blacksburg, Va.  
 Founded: 1872  
 Enrollment: 37,000  
 President: Dr. Timothy Sands  
 Director of Athletics: Whit Babcock  
 Nickname: Hokies  
 Mascot: HokieBird  
 Colors: Chicago Maroon and Burnt Orange  
 Affiliation: NCAA Division I  
 Conference: Atlantic Coast (18th Season)

### COURT FACTS

Carilion Clinic Court at Cassell Coliseum  
 Normal Capacity: 8,925  
 Record in Arena: 629-206  
 Largest Crowd: 11,500 (vs. Purdue, Dec. 3, 1966)

### INFORMATION

2020-21 Record: 15-7  
 Home/Away/Neutral: 10-2/3-3/2-2  
 Conference Record: 9-4  
 Home/Away: 6-1/3-3  
 Conference Finish: 3rd  
 Conference Tournament: Lost in quarterfinals  
 Starters Returning/Lost: 3/2  
 Letterwinners Returning/Lost: 7/5  
 Newcomers: 6

Total seasons: 114  
 First season: 1908-09  
 All-Time Record: 1,503-1,249  
 All-Time ACC Record: 127-163  
 All-Time ACC Tournament Record: 10-17  
 ACC Championship Game Appearances: 0  
 NCAA Tournament Appearances (Last): 12 (2021)  
 All-Time NCAA Record: 8-12



## MEDIA INFORMATION

### CREDENTIALS

Outlets interested in obtaining credentials to cover Virginia Tech basketball home games must apply for credentials via: [media.hokiesports.com/credentials](http://media.hokiesports.com/credentials).

You may also email: [bcox90@vt.edu](mailto:bcox90@vt.edu).

All credentials for Virginia Tech home games this season will be issued on a single-game basis, and media seating is extremely limited.

### INTERVIEW POLICY

During ACC play, Mike Young conducts weekly media press conferences, via Zoom. To request the Zoom link for a particular week, please email Brian Cox ([bcox90@vt.edu](mailto:bcox90@vt.edu)).

**Gamedays:** Coach Mike Young and requested players will be available to the media following a 10-minute cooling off period after the game. For home games, interviews of Coach Young and players will be conducted in-person in the Cassell Coliseum media center.

**Non-Gamedays:** All coach and player interview requests need to be arranged through the Virginia Tech Creative Communications Office - contact Brian Cox (c. 540-250-0624; e. [bcox90@vt.edu](mailto:bcox90@vt.edu)). Players and coaches should not be contacted directly under any circumstances.



## 2021-22 VIRGINIA TECH NUMERICAL ROSTER

No.	Name	Cl.	Pos.	Ht.	Wt.	Hometown	Previous School
0	Hunter Cattoor	Jr.	G	6-3	200	Orlando, Fla.	Bishop Moore
1	David N'Guessan	So.	F	6-9	205	De Lier, The Netherlands	Mt. Zion Prep
3	Sean Pedulla	Fr.	G	6-1	190	Edmond, Okla.	Edmond Memorial
4	Nahiem Alleyne	Jr.	G	6-4	195	Buford, Ga.	Mountain View
5	Storm Murphy	Gr.	G	6-0	185	Middleton, Wis.	Wofford
10	Camden Johnson	Fr.	G	6-1	175	Waxhaw, N.C.	Metrolina Christian Academy
11	Jalen Haynes	Fr.	F	6-8	250	Ft. Lauderdale, Fla.	Montverde Academy
13	Darius Maddox	So.	G	6-5	185	Bowie, Md.	Oak Hill Academy
14	Ben Varga	Fr.	G	5-10	170	Louisville, Ky.	St. Xavier
15	Lynn Kidd	So.	C	6-10	240	Gainesville, Fla.	Clemson
21	John Ojiako	Jr.	C	6-10	245	Lagos, Nigeria	Admiral Farragut (Fla.)
22	Keve Aluma	r-Sr.	F	6-9	235	Berlin, Md.	Wofford
25	Justyn Mutts	Gr.	F	6-7	230	Millville, N.J.	Delaware

## COACHING & SUPPORT STAFF

**Head Coach:** Mike Young (Emory & Henry, 1986)  
**Record at VT:** 39-29 (3rd Year)  
**Overall Record:** 338-273 (20th Year)  
**Associate Head Coach:** Mike Jones (1st Year)  
**Assistant Coach:** Christian Webster (6th Year)  
**Assistant Coach:** Kevin Giltner (3rd Year)  
**Chief of Staff:** Stephanie Ballein (3rd Year)  
**Special Assistant for Recruiting:** Matt Olinger (3rd Year)  
**Director of Player Personnel:** Ryan Nadeu (4th Year)  
**Special Assistant to the Head Coach:** Ace Custis (3rd Year)  
**Strength & Conditioning:** David Jackson (14th Year)  
**Athletic Trainer:** Hisham Ziyout (3rd Year)

## PRONUNCIATION GUIDE

Hunter Cattoor	cuh-TOUR
David N'Guessan	GUH-sahn
Sean Pedulla	puh-DOOL-uh
Nahiem Alleyne	nah-HEEM ah-LEAN
Jalen Haynes	JAY-lin HAY-nes
Ben Varga	VAR-guh
John Ojiako	oh-GEE-ah-koh
Keve Aluma	kev-AYE ah-LOU-muh
Justyn Mutts	JUST-in

## ROSTER BY CLASS

Freshmen (4)	Sophomores (3)	Juniors (3)	Seniors (3)
Jalen Haynes	Lynn Kidd	Nahiem Alleyne	Keve Aluma*
Camden Johnson	Darius Maddox	Hunter Cattoor	Storm Murphy^
Sean Pedulla	David N'Guessan	John Ojiako	Justyn Mutts^
Ben Varga			

\* = Redshirt

^ = Graduate Student

## SOCIAL



## BY THE NUMBERS

# 20

The 2021-22 season is the **20th** of Mike Young's head coaching career. He has logged a 338-273 (.553) career record as the head whistle.

# 26

It has been 26 days since the Hokies last won - an 86-49 win over St. Bonaventure in Charlotte on Dec. 17.

# 29

Virginia Tech's Keve Aluma dropped in **29** points on 10-of-15 shooting to guide the Hokies to a 65-51 upset of No. 8 Virginia last season.

## NOTEWORTHY

### 20-20 VISION FOR ALUMA, MUTTS AT DUKE

- Keve Aluma (25) and Justyn Mutts (20) combined for 45 points against the second-ranked Blue Devils.
- It was the first time since Nov. 28, 2020 vs. No. 3/3 Villanova two Tech players scored 20 or more points in the same game. Aluma (23) and Nahiem Alleyne (20) combined for the feat that night.

### DOWN, BUT NOT OUT

- Is the 0-3 start to ACC play less than ideal? Sure. Is there ground to be made up? You bet. Can this veteran Tech group rally as we begin the new year? We certainly believe so, and so does Coach K.
- Following the Duke game, Krzyzewski had this to say about the Hokies: "They are really good. They're old, they play outstanding defense and they are very difficult to defend. [...] Mike [Young] does such a good job with his team. [...] They are going to be as good as anyone in our conference."

### ALUMA VS. BANCHERO

- One can only hope the Dec. 22 matchup between Keve Aluma and Paolo Banchero will not be the only time we get to see the two elite players clash head-to-head in college.
- Two of the front runners for ACC Player of the Year, Aluma and Banchero put on a show for fans across the country. Aluma dialed up a season-high 25 points, while Banchero chipped in 23 points.
- Aluma held his own against the future NBA Draft lottery pick and drew praise from Duke head coach Mike Krzyzewski. "[Keve] Aluma, he's one of the better players in the country and a huge matchup problem," Coach K noted.

### STAY SAFE EVERYONE

- Tech had its UNC and Pitt games postponed due to COVID protocols. Those were the first two games the Hokies had to postpone/cancel since early March of last season.
- Over the last two seasons, Tech has had 10 games postponed/canceled due to COVID protocols.

### M-V-THREE

- Hunter Cattoor tied his career high in 3-point field goals made with five, although the St. Bonaventure contest was the first

time he shot 100 percent (5-5) from three while doing so. His performance earned him MVP honors for the game.

- Keve Aluma, Cattoor and Murphy combined for 51 points, which surpassed St. Bonaventure's team tally of 49. The three of them together shot 64 percent from both the field and beyond the arc.

### DIALED IN THE QUEEN CITY

- Tech made 13 3-pointers for the first time this season, marking the second time in three games it set a new season high in threes (12 vs. Cornell). Dec. 17 was the ninth time the Hokies have made at least 13 threes since 2019-20 and the first time since Feb. 27, 2021 against Wake Forest (13).
- The Hokies set a new high in free throws made - 17 on 23 attempts. Shooting 74 percent from the line was the second-highest number of the season with a minimum of 20 attempts (80 percent vs. Saint Francis).

### WHAT CAN YA DO?

- On Dec. 4, Wake Forest shot 63.5 percent (33-52) from the field, the highest mark by any Virginia Tech opponent since Dayton (63.6) on Nov. 26, 2019 in the Maui Invitational.
- It was the highest field-goal percentage by an ACC team in any game this season, and Tech became the first high-major program to allow an opponent to shoot 63.5 or higher (as of Dec. 4).

### DOUBLE-DOUBLE KEVE

- Keve Aluma recorded his first double-double of the season vs. Memphis - 14 points and 11 rebounds.
- The Berlin, Maryland native recorded the second double-double of the season in his homecoming game against the Terrapins on Dec. 1 - 17 points and 12 rebounds.
- Aluma manufactured his third double-double of the season at No. 2 Duke - 25 points and 10 rebounds.
- He led all Hokies with six double-doubles during the 2020-21 campaign.
- Aluma has reached double-figure scoring in 12 of Tech's 14 games and double-figure rebounding in three games.

### WHAT A START

- Tech won each of its first five games by an

average of 28 points per game.

- Each game was decided by at least 20 points. The smallest margin of victory was at Navy (77-57). The largest margin of victory was vs. Maine in the season opener (82-47).
- The last time the Hokies won five games in a row, all by 20-or-more points, was in 1943-44. Between Jan. 26 and Feb. 12, 1944, Tech rattled off six-consecutive wins by 20-plus points against VMI (twice), Blackstone Army Airfield, Woodrow Wilson Hospital, William & Mary and Emory & Henry.

### MOMENTUM ON OUR SIDE

- With its third-place finish in the regular-season standings in 2020-21, Tech has finished in the top five of the ACC two of the last three seasons.
- Placing third tied for the highest ACC finish in school history as the Hokies tied for third in 2006-07 and 2009-10.
- If Tech can post a top-five ACC finish this season, it would mark the third time in four years accomplishing that feat.

Season	Head Coach	Record (Conf.)	Finish
2018-19	Buzz Williams	26-9 (12-6)	5th
2019-20	Mike Young	16-16 (7-13)	T10th
2020-21	Mike Young	15-7 (9-4)	3rd
2021-22	Mike Young	8-6 (0-3)	-

- The Hokies charted five top-five ACC finishes in seven years from 2004-05 to 2011-12.

### YOU GET A BUCKET, YOU GET A BUCKET, EVERYBODY GETS A BUCKET

- Eight players scored a 3-point field goal vs. Merrimack. The last time that occurred was against Coppin State on Dec. 19, 2020.
- With late threes from walk-ons Camden Johnson and Ben Varga, each member of the Hokies' squad has scored a point this season. Keve Aluma leads the way for Tech with 158 points.

### BENCH PRODUCTION

- A big question mark entering the 2021-22 season was the impact Tech's bench would have.
- Through 14 games, the Hokies' reserves are averaging 16.6 points per game.
- Tech has gone over the 30-point threshold three times, with a season-high 36 points coming against Maine and Cornell.



## DEGREES ON DEGREES

- Storm Murphy and Justyn Mutts are both in grad school at Virginia Tech.
- Murphy graduated from Wofford with a finance degree in May 2021 and is currently pursuing a graduate degree in leadership studies within the Agricultural and Life Sciences program at Virginia Tech.
- Mutts graduated with a psychology degree from Delaware and completed his master's degree at Tech in agricultural and life sciences with a concentration in education in May 2021. He's currently pursuing his second master's degree in educational psychology.
- Keve Aluma earned his first undergraduate degree in human development from Virginia Tech in May 2021 and is currently working on his second undergraduate degree in sociology.

## PUT THE CLAMPS ON 'EM

- Through the first five games of the season, the Hokies held each of their opponents below 60 points. Their 58.7 scoring defense average ranks first in the ACC and 14th nationally.

Rank	School	Games Played	Points Allowed	Average
1	Virginia Tech	14	822	58.7
2	Virginia	15	882	58.8
3	Boston College	13	838	64.5
4	Duke	14	906	64.7
5	Pittsburgh	15	974	64.9

- The last time Tech opened the season holding its first five opponents below 60 points was the 1946-47 season. That season, the Hokies held their first 18 opponents below the 60-point threshold.
- In addition to their scoring defense, the Hokies rank sixth in the ACC in field-goal percentage defense (.410).
- Tech held its first six opponents of the season below 40 percent shooting before Xavier shot 47.8 percent against the Hokies on Nov. 26.

## OWNING THE ARC

- The 3-point line has been under new management 14 games into the 2021-22 season. Tech has owned both sides of the arc, ranking first in 3FG% defense (.269) and third in 3FG% (.388) among ACC programs. The Hokies are also third in 3-pointers made per game (8.6).

## WINNING THE TURNOVER BATTLE

- Through 14 games this season, Tech has won the turnover battle 12 times.
- The lone two games where the Hokies failed to win the turnover battle were against Wake Forest on Dec. 4 and NC State on Jan. 4.
- The Hokies rank fifth in the ACC and 30th nationally in turnovers per game (10.9).

## TECH SIGNS NO. 26 CLASS IN THE COUNTRY

- Coach Young announced the signing of three standout recruits during the early signing period, which began on Nov. 10. The Hokies are set to welcome MJ Collins (Rock Hill, S.C.), Patrick Wessler (Matthews, N.C.) and Rodney Rice (Clinton, Md.) to Blacksburg next summer as part of Tech's 26th-ranked recruiting class according to 247Sports.



## STANDINGS

TEAM	OVERALL	ACC	PCT
1. Miami	13-3	5-0	.813
2. Louisville	10-5	4-1	.667
3. North Carolina	11-4	3-1	.733
4. Notre Dame	9-5	3-1	.643
5. Duke	12-2	2-1	.857
6. Wake Forest	13-3	3-2	.813
7. Virginia	9-6	3-2	.600
8. Clemson	10-5	2-2	.667
9. Florida State	8-5	2-2	.615
10. Boston College	6-7	1-2	.462
11. Syracuse	7-8	1-3	.467
12. Pitt	6-9	1-3	.400
13. NC State	8-8	1-4	.500
14. <b>Virginia Tech</b>	<b>8-6</b>	<b>0-3</b>	<b>.571</b>
15. Georgia Tech	6-8	0-4	.429

## PREDICTED ORDER OF FINISH

TEAM (FIRST-PLACE VOTES)	POINTS
1. Duke (47)	1132
2. Florida State (14)	1034
3. North Carolina (5)	1001
4. Virginia (9)	949
5. <b>Virginia Tech (5)</b>	<b>857</b>
6. Louisville (1)	791
7. Syracuse	781
8. Notre Dame	599
9. NC State	555
10. Georgia Tech	524
11. Clemson	430
12. Miami	428
13. Wake Forest	274
14. Pitt	253
15. Boston College	112

## PRESEASON ALL-ACC TEAM

### First Team

Buddy Boenheim, Syracuse  
**Keve Aluma, Virginia Tech**  
 Paolo Banchemo, Duke  
 Armando Bacot, North Carolina  
 Isaiah Wong, Miami (Fla.)

### Second Team

Michael Devoe, Georgia Tech  
 Kihei Clark, Virginia  
 Prentiss Hubb, Notre Dame  
 Mark Williams, Duke  
 Wendell Moore Jr., Duke  
 Malik Williams, Louisville  
 Caleb Love, North Carolina

## PRESEASON ACC PLAYER OF THE YEAR

Paolo Banchemo, Duke

## PRESEASON ACC FRESHMAN OF THE YEAR

Paolo Banchemo, Duke





## REUNITED IN BLACKSBURG

- Keve Aluma, Storm Murphy and Coach Young spent two seasons (2017-19) together at Wofford, highlighted by their 2018-19 season that included a first-round win (84-68) over Seton Hall in the 2019 NCAA Tournament.
- Upon Aluma's and Young's departure from Wofford, Murphy stuck around in Spartanburg, South Carolina, guiding the Terriers to a 34-25 record.
- While together at Wofford, the trio combined for a 51-18 (.739) mark.

## WHO IS THIS GUY?

- Keve Aluma only attempted one 3-pointer in his two seasons at Wofford. In Coach Young's words, "it wasn't even close."
- Fast forward two seasons and Aluma has become a post player with range from beyond the arc. He attempted 57 threes in his Hokie debut in 2020-21, knocking down 20 of them for a 35.1 percent clip.
- After going 2-16 through Tech's first eight games this season, Aluma knocked down four of his seven attempts from long range vs. Wake Forest.

## JUSTYN TIME

- Coach Young has gone on record saying, "Justyn Mutts was probably the key to our year last year."
- The Delaware transfer was the Hokies' fourth-leading scorer from last season (9.5) and second-leading rebounder (6.4).
- From Dec. 29, 2020 through the end of the season, Mutts scored at least nine points in 11 of Tech's 14 games. The Millville, New Jersey native twice broke the 20-point plateau - at Miami (Fla.) (22) and vs. North Carolina (24) - during that stretch.

## LOGGING THE MINUTES

- Storm Murphy logged 3,723 minutes in his career entering this season, which is the 16th-most of anyone in the country returning for 2021-22.
- He ranked ninth in that category among point guards.

Rk	Name	School	Minutes
1	Jacob Gilyard	Richmond	4,372
2	Jordan Bohannon	Iowa	4,304
3	Jahlil Jenkins	Stony Brook	4,287
4	Marreon Jackson	Arizona State	4,158
5	Jarrold West	Louisville	4,096
6	Holland Woods	Grand Canyon	3,973
7	Pinky Wiley	Hampton	3,917
8	Kevin Johnson	UIC	3,793
9	Storm Murphy	Virginia Tech	3,723
10	Geo Baker	Rutgers	3,686

## GOOD THINGS COME IN THREES

- Tech has three fifth-year seniors on its roster in Keve Aluma, Storm Murphy and Justyn Mutts.

- They have combined for 9,231 minutes played, 341 games played and 3,225 points scored.

## ALUMA-NATING

- After sitting out the 2019-20 season due to NCAA transfer policy, Keve Aluma bursted onto the scene in Blacksburg.
- He has steadily expanded his game to the point where he led the Hokies in multiple categories last season.

Stat	Total	Team Rank
Games Started	22	T1st
Field Goals Made	118	1st
Free Throws Made	78	1st
Points	334	1st
Rebounds	174	1st
Blocks	29	1st
Minutes	674	1st

## IT'S IN THE NAME

- Storm Murphy's first name comes from his Mom's maiden name - Storm, in addition to being born in January during a snowstorm in Wisconsin.

## TRACKING THE TREY

- Coach Young's last four teams at Wofford all finished inside the top 10, nationally, in 3-point field-goal percentage.
- With the addition of Storm Murphy, Tech will look to make a big jump in this category in 2021-22.

Season	School	3FG%	Rank
2021-22	Virginia Tech	38.8	19th
2020-21	Virginia Tech	35.4	95th
2019-20	Virginia Tech	35.2	81st
2018-19	Wofford	41.4	2nd
2017-18	Wofford	41.3	5th
2016-17	Wofford	40.3	7th
2015-16	Wofford	40.8	8th

## BOLD PREDICTION

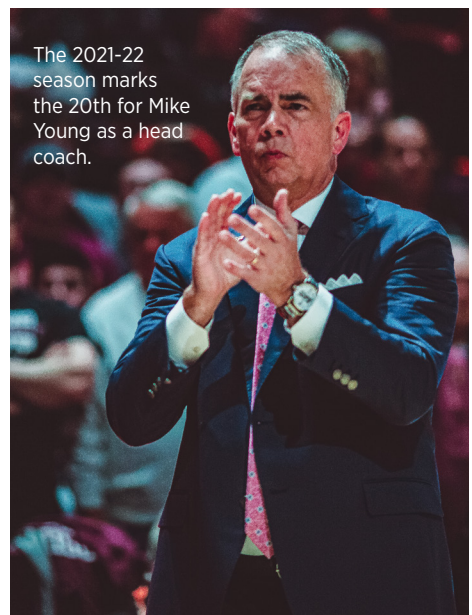
- During the Oct. 26 airing of "Nothing But Net," basketball analyst Luke Hancock picked Virginia Tech as his bold prediction to win the ACC regular season championship.
- Hancock cited bringing back a ton of veterans, including Keve Aluma, who he believes will make a run at ACC Player of the Year.

## MUTTS APPROACHING 1K POINTS

- Graduate student Justyn Mutts is nearing the 1,000-point milestone. Mutts has tallied 916 career points along stops at High Point, Delaware and now, Virginia Tech.
- He manufactured an impressive 401 points in his redshirt-sophomore season at Delaware before transferring to Blacksburg.

## CAUSE CHAOS

- Virginia Tech has caused at least 15 turnovers in seven games this season.
- In 12 of their 14 games, the Hokies have forced 10-plus turnovers.



The 2021-22 season marks the 20th for Mike Young as a head coach.

## SPECIALTY STAT TRACKER

Opponent	Off TOs	Paint	2nd Chance	FB	Bench
Maine	22	42	8	2	36
at Navy	19	36	9	6	10
Radford	12	26	6	1	18
St. Francis (Pa.)	10	40	17	7	34
Merrimack	16	24	10	4	23
vs. Memphis	3	20	7	9	5
vs. Xavier	21	24	3	4	10
at Maryland	12	20	15	3	9
Wake Forest	10	28	6	4	7
Cornell	18	40	13	7	36
at Dayton	19	26	12	7	11
vs. St. Bonaventure	16	26	13	3	24
at Duke	13	36	8	4	2
NC State	12	28	11	4	7
at Virginia					
Notre Dame					
at NC State					
at Boston College					
Miami					
at Florida State					
Georgia Tech					
at Pittsburgh					
Syracuse					
Virginia					
North Carolina					
at Georgia Tech					
at Miami					
Louisville					
at Clemson					
ACC Tournament					
<b>Total +/-</b>	<b>+52</b>	<b>+28</b>	<b>+25</b>	<b>-21</b>	<b>-23</b>
<b>Season Highs</b>	<b>22</b>	<b>42</b>	<b>17</b>	<b>9</b>	<b>36</b>

## FAST BREAK

Tech has registered **two** wins over Top-5 programs under head coach Mike Young - most recently an 81-73 win over No. 3 Villanova on Nov. 28, 2020.

## THE OPPONENT

### SCOUTING THE CAVALIERS



### STAT LEADERS

Scoring	G-GS	Pts.	PPG
Jayden Gardner	15-15	225	15.0
Armaan Franklin	15-15	180	12.0

Rebounding	G-GS	Rebs.	RPG
Jayden Gardner	15-15	113	7.5
Kadin Shedrick	15-15	80	5.3

Assists	G-GS	Asts.	APG
Reece Beekman	15-15	66	4.4
Kihei Clark	15-15	61	4.1

Blocks	G-GS	Blks.	BPG
Kadin Shedrick	15-15	42	2.8
Reece Beekman	15-15	10	0.7

Steals	G-GS	Stls.	SPG
Reece Beekman	15-15	32	2.1
Armaan Franklin	15-15	19	1.3

### ABOUT VIRGINIA

- The Cavaliers enter Wednesday's contest after dropping their last game at North Carolina on Jan. 8, 74-58. The Commonwealth Clash matchup will be Virginia's first home game and Virginia Tech's first road game since Dec. 22.
- After starting the season 5-2, Virginia has gone 4-4 in its last eight games, including a 3-2 start to ACC play.
- Senior forward Jayden Gardner leads Virginia in production, averaging 15 points and 7.5 boards per game. Gardner spent three seasons at East Carolina, where he received all-conference honors in the American each year, including a first team selection in 2021.
- Kihei Clark, a 5-foot-10 senior guard, gears up for his sixth game against the Hokies. The pesky defender has made a name for himself in his clashes with Tech, averaging 9.6 points and three dimes through five games. Perhaps Clark's most notable accomplishment in the series is his go-ahead 3-pointer with three seconds remaining on Feb. 26, 2020, clinching a 56-53 win for the Cavaliers.
- Tony Bennett, a three-time National Coach

of the Year, has the Cavaliers playing his trademark stingy defense so far this season. Virginia ranks 15th nationally and second in the ACC in scoring defense (58.8), along with leading the league in total blocks (83).

### TEAM COMPARISON

VT	Stat	UVA
70.5	Points Per Game	63.3
58.7	Opponents Points Per Game	58.8
+11.8	Scoring Margin	+4.5
33.4	Rebounds Per Game	31.4
+1.4	Rebounding Margin	-1.2
.457	FG Percentage	.458
.410	FG Percentage Defense	.403
.388	3FG Percentage	.326
.269	3FG Percentage Defense	.347
8.6	3FG Made Per Game	5.7
.734	FT Percentage	.724
13.9	Assists Per Game	13.3
10.9	Turnovers Per Game	10.3

### LAST TIME VS. VIRGINIA

- In the last clash between the Hokies and the Cavaliers, Tech earned its first win over the Hoos in the Mike Young era with a 65-51 win in Cassell Coliseum on Jan. 30, 2021.
- A 20th-ranked Virginia Tech side used a second-half surge to down No. 8 Virginia, marking the Hokes' first win over Virginia in Cassell Coliseum since Feb. 12, 2017.
- Keve Aluma led the charge for the Hokies, scoring 29 (a career high at the time) and bringing down 10 rebounds. The 6-foot-9 forward shot 10-of-15 from the field, including 2-of-3 from deep. Hunter Cattoor also had a noteworthy performance, adding 15 points – tying a season high for the sharpshooter.
- In the second half of the game, Tech scored 44 points – doubling Virginia's 22-point tally. The Cavaliers were limited to shooting 8-of-27 from the field in the second stanza.

### LAST TIME OUT

NC State (9-7, 1-3 ACC) vs- Virginia Tech (8-6, 0-3 ACC)		VT	
01/04/22 at Cassell Coliseum, Blacksburg, VA		01/04/22 at Cassell Coliseum, Blacksburg, VA	
Final	70-61	NC State	68
Half	34-30	NC State	33
OT	0-0	NC State	0
Rebounds	44-38	NC State	20
Assists	14-11	NC State	10
Steals	10-10	NC State	6
Blocks	10-10	NC State	6
Points in the Paint	25-20	NC State	10
Fast Break Points	4-4	NC State	4
Lead Changes	6 (5th/6th)	NC State	6
Points off Turnovers	12	NC State	12
Bench Points	8	NC State	8
Largest Lead	0-0	NC State	0

Virginia Tech 63															
#	Player	GS	MIN	FG	3PT	FT	ORB	DRB	REB	PF	A	TO	BLK	STL	PTS
01	Aluma,Keve	*	34	7-14	1-3	3-5	4-2	6-3	2-2	0	0	0	0	0	18
02	Hunter,Cattoor	*	28	5-8	2-3	2-2	0-1	1-1	5-1	0	0	0	0	0	14
03	Clark,Kihei	*	38	3-7	3-7	0-0	0-3	3-2	0-0	0	0	0	0	0	9
04	Beekman,Reece	*	31	2-12	1-7	4-4	0-2	2-1	0-0	0	0	0	0	0	9
05	Shedrick,Kadin	*	35	3-7	0-0	0-0	1-6	7-4	2-6	2-2	6	2	2	6	6
13	Madison,Darius	*	11	1-3	1-2	0-0	0-2	2-0	1-0	1-0	1-1	1	3	3	3
03	Franklin,Armaan	*	12	1-2	0-1	0-0	1-0	1-1	0-3	0-0	0	0	0	0	2
01	Stuessen,David	†	11	1-1	0-0	0-0	0-2	2-2	1-1	1-0	0	0	0	0	2
TH	TEAM		110	1-10	0-0	0-0	2-0	2-0	0-0	0-0	0	0	0	0	0
Totals			200	22-63	8-23	9-11	8-18	26	13	14	10	3	3	6	63

Team Summary		FG	3PT	FT
First Half	11-26	42.31%	4-11	36.36%
Second Half	11-33	45.45%	5-11	45.45%
Total	22-59	44.1%	9-22	40.9%

Technical Fouls: none		Second Chance Points: 11	Score Tied: 3 (3rd/4th)	Points in the Paint: 25	Fast Break Points: 4
Lead Changes: 6 (5th/6th)	Points off Turnovers: 12	Bench Points: 7	Largest Lead: 0-0		

### 2021-22 HONORS WATCH



#### Keve Aluma

*Naismith Memorial Basketball Hall of Fame*  
 • Karl Malone Award Watch List

#### ACC Preseason Voting

• First-Team All-ACC

#### The Athletic

• College Basketball's Top-20 Bigs - No. 18

#### ESPN

• MBB Top-25 Players for 2021-22 - No. 19

#### Lute Olson Award

• Lute Olson Award Preseason Watch List

#### Wooden Award

• Wooden Award Preseason Watch List

#### Nahiem Alleyne

*NIT Season Tip-Off*  
 • All-Tournament Team

#### Hunter Cattoor

*Basketball Hall of Fame Shootout*  
 • Most Valuable Player



Hunter Cattoor was named MVP of the Basketball Hall of Fame Shootout vs. St. Bonaventure after delivering a career-high 21 points on 6-of-7 shooting.

## THIS IS HOME

- Shout-out to David Cunningham of Tech Sideline for the below excerpt from an interview he had with Justyn Mutts.



## CHALLENGING NONCON

- Coach Young's nonconference scheduling philosophy is quite different from his predecessor - one in which should provide plenty of Quadrant 1 and Quadrant 2 opportunities for the NCAA Tournament resume.
- The Hokies have the potential to play up to six Quadrant 1 or 2 games in their nonconference slate, highlighted by games vs. Memphis, vs. Xavier, at Maryland and vs. St. Bonaventure.
- It's important to note, Tech secured two Quadrant 1 wins all of last season (vs. Villanova and vs. Virginia).
- Six of the Hokies' 11 nonconference games will be played either on the road or at neutral sites.
- Three of Tech's nonconference opponents appeared in the AP preseason poll: No. 12 Memphis, No. 21 Maryland and No. 23 St. Bonaventure.

## HOKIES IN PRIMETIME

- If you're a night owl, then the Hokies' 2021-22 schedule will be right up your ally.
- Tech is set to appear in at least 10 games this season with an official start time of 8 p.m. or later. Seven of those games will tip at 9 p.m. or later.

## PROGRAM WIN NO. 1,500

- Virginia Tech earned its 1,500th program win Nov. 21 vs. Merrimack, becoming the 90th men's basketball program in Division I history to achieve the mark.
- Tech joined ACC counterparts North Carolina, Duke, Syracuse, Notre Dame, NC State, Louisville, Virginia, Pitt and Wake Forest as the 10 conference programs that have reached the milestone.

## NATIONAL POLLS

### ASSOCIATED PRESS POLL

Updated: Jan. 10

Rank	School	Record	Points
1	Baylor (61)	15-0	1525
2	Gonzaga	12-2	1440
3	UCLA	10-1	1376
4	Auburn	14-1	1193
5	USC	13-0	1152
6	Arizona	12-1	1144
7	Purdue	13-2	1139
8	Duke	12-2	1130
9	Kansas	12-2	1031
10	Michigan State	13-2	1011
11	Houston	14-2	949
12	LSU	14-1	889
13	Wisconsin	13-2	784
14	Villanova	11-4	682
15	Iowa State	13-2	648
16	Ohio State	10-3	510
17	Xavier	12-2	453
18	Kentucky	12-3	438
19	Texas Tech	11-3	373
20	Seton Hall	11-3	342
21	Texas	12-3	282
22	Tennessee	10-4	277
23	Providence	14-2	250
24	Alabama	11-4	237
25	Illinois	11-3	208

**Receiving Votes:** Oklahoma 122, Loyola Chicago 96, Miami 65, West Virginia 20, UConn 17, Indiana 12, Colorado State 10, San Diego State 9, Davidson 5, San Francisco 2, Iowa 2, BYU 2

**Dropped from Rankings:** Colorado State 20

### USA TODAY COACHES' POLL

Updated: Jan. 10

Rank	School	Record	Points
1	Baylor (32)	15-0	800
2	Gonzaga	12-2	735
3	UCLA	10-1	702
4	Auburn	14-1	615
5	Purdue	13-2	606
6	Arizona	12-1	601
7	USC	13-0	595
8	Duke	12-2	590
9	Michigan State	13-2	558
10	Kansas	12-2	553
11	Houston	14-2	431
12	LSU	14-1	399
13	Wisconsin	13-2	391
14	Villanova	11-4	380
15	Ohio State	10-3	312
16	Iowa State	13-2	305
17	Kentucky	12-3	272
18	Seton Hall	11-3	219
19	Texas Tech	11-3	210
20	Providence	14-2	191
21	Xavier	12-2	190
22	Texas	12-3	154
23	Tennessee	10-4	131
24	Illinois	11-3	108
25	Alabama	11-4	105

**Receiving Votes:** Miami 75, Colorado State 64, Oklahoma 39, Loyola Chicago 34, UConn 13, Davidson 6, Indiana 6, BYU 5, West Virginia 4, Belmont 1

**Dropped from Rankings:** Colorado State 19

### TRACKING TECH

	AP	Coaches
Preseason	RV	RV
11/15	RV	-
11/22	RV	RV
11/29	RV	-
12/6	-	-
12/13	-	-
12/20	RV	-
12/27	-	-
1/3	-	-
1/10	-	-
1/17	-	-
1/24	-	-
1/31	-	-
2/7	-	-
2/14	-	-
2/21	-	-
2/28	-	-
3/7	-	-
3/14	-	-
Final	-	-

**Ratings Tracker** (through Jan. 10)

ESPN.com BPI	22
KenPom.com	31
NCAA NET Rankings	37
Sagarin	33

**Virginia Tech's "Best" NET Wins:**

51 - Navy  
83 - St. Bonaventure





**NOTEWORTHY**

**STORM WARNING**

- Grad student Storm Murphy takes over the reins at point guard following the graduation of Wabissa Bede.
- The Wofford transfer averaged 17.8 points, 3.3 rebounds and 4.3 assists last season. He was one of only 11 players to average that stat line or better nationally.
- Murphy tallied double figures in 21 of 24 contests, including 10 20-point performances, and dished over five assists on eight occasions.
- He concluded his Wofford career with 1,315 points to finish 24th on the program's all-time scoring list.
- The First-Team All-SoCon selection will provide a scoring threat from outside, as he shot 40 percent from three last season.
- Murphy knocked down 70 3-pointers a year ago. In comparison, Bede connected on 12 with a 24.5 percent clip.

**DANCIN' IN YEAR TWO**

- In previous seasons in Virginia Tech history, the fastest head coach to make the NCAA Tournament was in Year Three. Those Hokies were Howie Shannon, Charlie Moir and Buzz Williams.
- Therefore, with Mike Young doing so in Year Two, he became the fastest Tech coach to make The Dance.

**HOKIE CENSUS**

- Tech has 13 players on the squad who represent eight states and two international countries (Netherlands, Nigeria).
- Florida leads the way with three players – Hunter Cattoor, Lynn Kidd and Jalen Haynes – while Maryland has two players – Keve Aluma and Darius Maddox.

**BOUNCEBACK MENTALITY**

- Tech doesn't lose back-to-back games as it did against Memphis and Xavier, often.
- Young and the Hokies were 5-1 last season after a loss with their lone back-to-back losing skid coming at the end of the season to North Carolina in the ACC Tournament and Florida in the NCAA Tournament.
- In 2019-20, Young had five wins following a loss.

**50 SPOT**

- Tech shot over 50 percent in a game five times during the 2020-21 season - going 5-0.
- Since Young got to Blacksburg, the Hokies are 15-1 in contests shooting 50 percent or greater, with the lone loss coming to BYU on Nov. 27, 2019 in the fifth-place game of the Maui Jim Maui Invitational.
- Over the last decade (2010-11 season to present), Tech is 86-12 when shooting 50 percent or better.

**LEADING AT THE BREAK**

- Over the last two seasons, Tech is 20-4 when leading at halftime, with two of the losses coming against North Carolina and Florida to end the 2020-21 season.
- The Hokies are 33-8 in the Mike Young era when up at half.

**GREEN-LIGHTED FROM THREE**

- With the potential lineup of Storm Murphy, Hunter Cattoor, Nahiem Alleyne, Justyn Mutts and Keve Aluma, all five of those players have the green light from distance.
- The last team Coach Young had with this type of threat from deep was his 2018-19 Wofford squad, which ranked second nationally in 3-point accuracy (41.4). The Terriers finished 30-5 that season, including

an unbeaten mark in SoCon action, and reached the second round of the 2019 NCAA Tournament.

**RANKED WINS BECOMIN' COMMON**

- Tech had four ranked wins last season, tying the most-ever in school history (set 2017-18).

**REACH OUR POTENTIAL**

- When asked how he'd define success for this season, Coach Young expressed he wanted the Hokies to reach their potential.
- "That will be a real success for me," he said, "And I'll get back to the mountains of North Carolina this spring and fish with a big smile on my face."

**ACC POY CONVERSATION**


- Keve Aluma is undoubtedly in the conversation for ACC Player of the Year heading into the 2021-22 season.
- The 6-foot-9 forward was a Second-Team All-ACC pick last season, four points behind Virginia's Sam Hauser for the final spot on the first team.
- With the entire All-ACC first team gone, Aluma is the leading returning point getter from the all-conference voting a year ago.

Finish	Player	School
6th	Keve Aluma	Virginia Tech
12th	Isaiah Wong	Miami
14th	Prentiss Hubb	Notre Dame
15th	Armando Bacot	North Carolina

**PREGAME VIBES**

- Curious what Mike Young may listen to in the locker room pregame? During the Dec. 7 airing of Packer and Durham, Young pointed out he and David Jackson (Tech's strength and conditioning coach) listen to Pearl Jam, Bruce Springsteen and Rolling Stones prior to the team returning to the locker room.





CASSELL COLISEUM - RENDERING OF PROPOSED \$75 MILLION-PLUS RENOVATION OF VIRGINIA TECH'S HOME VENUE

**REACH FOR EXCELLENCE**


- Virginia Tech announced on April 20, 2021 a \$400 million fundraising campaign to propel Hokie sports to the forefront of the Atlantic Coast Conference, prepare generations of student-athletes for success in life, and raise the university's profile nationwide.
- The campaign will leverage the momentum of recent successes on the field and in fundraising, such as adding about 10,000 more Hokie Club members in the past five years and opening the Student-Athlete Performance Center, thanks to a record gift. Still, leaders acknowledged that the athletics enterprise needs an infusion of revenue in order to compete at the top of the ACC.
- The budget increase will support athletics in three primary areas: facilities, coaching, and the student-athlete experience.



- The Reach for Excellence campaign has five main pillars, which are:
  - A football enhancement fund to build a program that consistently competes at the top of the ACC, by allotting \$30 million over time for recruiting, assistant coaches' salaries, quality-control coaches, player development, and capital needs.
  - Renovations to improve Cassell Coliseum, with at least \$50 million to be raised privately.
  - The Drive for 25 initiative to increase Hokie Club membership to 25,000 and raise \$20 million annually for student-

athlete scholarships.

- Striving for comprehensive excellence for all sports by providing operating expenses, facility improvements, nutritional and strength and conditioning programs, and more.
- Increasing the number of student-athlete scholarship endowments to expand capacity to support students and broaden reach in recruiting.
- When it's filled with nearly 10,000 fans cheering the Hokies to victory in the last seconds of a basketball game, Cassell Coliseum is an amazing sight. But when it's empty, the home of Virginia Tech basketball, volleyball, and wrestling shows its age. Built in the early 1960s, the Coliseum is due for an extensive renovation.
- Plans call for a completely redesigned experience, including:
  - A new glass entrance along Washington Street
  - Extended concourse areas along both sides to allow fans easier access to different sections of the coliseum
  - The addition of high-end premium seating areas, including club seating and luxury suites on both sides
- This much-needed \$75 million-plus project, helped by at least \$50 million in private support, would create one of the best home venues in the ACC.



**“HOKIE TRACKS”**



**COMMENTS THAT LEFT AN IMPRESSION**

“This team isn't getting the same amount of attention as other teams in the ACC, but it's likely going to start three fifth-year seniors and two juniors. That type of experience can't be understated.”

- **Jon Rothstein, College Hoops Today**

“Keep an eye baby on the Hokies.”

- **Dick Vitale, ESPN**

“Just so good to have him here. He affects a lot of things. He affects the energy of practice, he affects the winning culture and he's been a part of a lot of winning. I've so thoroughly enjoyed coaching him for his first two years. He's a star. You'll see him coming here in a second and he'll look like your paper boy [...].”

- **Mike Young on Storm Murphy**

“He has as high a basketball IQ as I've been around in 36 years. He's a dynamic athlete. He came to us as a good basketball player, but he's grown by leaps and bounds through his game, his ability to shoot, his ability to make plays off the bounce. [...] Justyn Mutts was probably the key to our year last year. As good as Keve was, as good as Wabissa Bede was. Justyn Mutts is a difference maker.”

- **Mike Young on Justyn Mutts**




## 2021-22 RANKING SUMMARY

Statistic	National Conference		Value	National Leader	Conference		
	Rank	Rank			Value	Leader	Value
3-pt Field Goal Attempts (350 ranked)	186	8	312	Eastern Ky.	565	Wake Forest	405
Assist Turnover Ratio (350 ranked)	54	4	1.28	Northwestern	2.07	Duke	1.75
Assists Per Game (350 ranked)	146	7	13.9	Arizona	21.8	Duke	17.4
Blocked Shots Per Game (350 ranked)	213	12	2.9	Auburn	8.1	Duke	5.8
Defensive Rebounds per Game (350 ranked)	272	13	24.29	Gonzaga	31.50	North Carolina	30.20
Fewest Fouls (350 ranked)	49	2	200	New Hampshire	149	Duke	192
Fewest Turnovers (350 ranked)	43	3	152	New Hampshire	94	Duke	139
Field-Goal Percentage (350 ranked)	108	7	45.7	Gonzaga	52.3	Duke	48.5
Field-Goal Percentage Defense (350 ranked)	99	6	41.0	LSU	34.9	Louisville	39.6
Free Throw Attempts (350 ranked)	311	15	188	A&M-Corpus Christi	377	Pittsburgh	354
Free Throws Made (350 ranked)	296	15	138	A&M-Corpus Christi	276	NC State	252
Free-Throw Percentage (350 ranked)	92	5	73.4	Montana	81.7	Notre Dame	76.2
Offensive Rebounds Per Game (350 ranked)	257	10	9.07	TCU	15.58	NC State	12.81
Personal Fouls Per Game (350 ranked)	37	5	14.3	Western Ky.	12.5	Duke	13.7
Rebound Margin (350 ranked)	188	8	1.4	Kentucky	15.1	North Carolina	8.7
Scoring Defense (349 ranked)	14	1	58.7	Texas	53.1	Virginia Tech	58.7
Scoring Margin (350 ranked)	46	2	11.8	Arizona	24.8	Duke	18.6
Scoring Offense (350 ranked)	218	11	70.5	Arizona	89.9	Duke	83.3
Steals Per Game (350 ranked)	314	14	5.1	LSU	12.3	Florida St.	10.0
Three Pt FG Defense (350 ranked)	9	1	26.9	VCU	24.3	Virginia Tech	26.9
Three-Point Field Goals Per Game (350 ranked)	83	3	8.6	VMI	12.6	Notre Dame	9.1
Three-Point Field-Goal Percentage (350 ranked)	19	3	38.8	South Dakota St.	44.6	Clemson	40.9
Total 3-point FGM (350 ranked)	102	6	121	Oral Roberts	212	Syracuse	137
Total Assists (350 ranked)	156	8	195	Furman	302	Wake Forest	244
Total Blocks (350 ranked)	211	12	41	Auburn	122	Virginia	83
Total Rebounds (350 ranked)	256	13	467	Oral Roberts	699	NC State	604
Total Rebounds Per Game (350 ranked)	282	13	33.36	Arizona	43.92	Louisville	39.80
Total Steals (350 ranked)	301	14	72	UAB	190	Miami (FL)	133
Turnover Margin (349 ranked)	57	4	3.1	Abilene Christian	10.3	Miami (FL)	4.2
Turnovers Forced (350 ranked)	140	3	13.93	Abilene Christian	23.20	Florida St.	17.15
Turnovers Per Game (350 ranked)	30	5	10.9	Wisconsin	8.2	Miami (FL)	9.5
Won-Lost Percentage (350 ranked)	168	10	57.1	Baylor Southern California	100.0 100.0	Duke	85.7

## GAMES STARTED

	Streak	21-22	Career	ACC
Hunter Cattoor	14	14	19	6
David N'Guessan	-	-	-	-
Sean Pedulla	-	-	-	-
Nahiem Alleyne	34	14	62	31
Storm Murphy	97*	14	134	3
Camden Johnson	-	-	-	-
Jalen Haynes	-	-	-	-
Darius Maddox	-	-	-	-
Ben Varga	-	-	-	-
Lynn Kidd	-	-	-	-
John Ojiako	-	-	2	2
Keve Aluma	44^	14	72	16
Justyn Mutts	35	14	85	16

\* 83 games at Wofford  
^ 8 games at Wofford



## NON-CONFERENCE BREAKDOWN

Team	NET	Result
Maine	358	W, 82-47
at Navy	51	W, 77-57
Radford	249	W, 65-39
St. Francis (Pa.)	200	W, 85-55
Merrimack	243	W, 72-43
vs. #9/10 Memphis	65	L, 69-61
vs. #25/RV Xavier	30	L, 59-58
at Maryland	155	W, 62-58
Cornell	99	W, 93-60
at Dayton	95	L, 62-57
vs. St. Bonaventure	83	W, 86-49

Tech will play at least three times at Barclays Center this season.



Keve Aluma has notched a team-best nine double-doubles over the last two seasons.



## SEASON BREAKDOWN

### TECH'S RECORD WHEN...

	2021-22
Overall	8-6
ACC	0-3
At home	5-2
On the road	2-2
At neutral sites	1-2
After a win	4-4
After a loss	3-2
In overtime	0-0
vs. ranked opponents	0-3
Winning the opening tip	8-1
Losing the opening tip	0-5
Decided by 1-4 points or OT	1-1
Decided by 5-10 points	0-3
Decided by 11-20 points	1-2
Decided by 21+ points	6-0
Leading at half	8-2
Tied at half	0-0
Trailing at half	0-4
VT shoots 50% or better	6-0
VT shoots 40-49.9%	1-4
VT shoots less than 40%	1-2
VT out-shoots opponent	7-0
Opp. out-shoots VT	1-6
Opp. shoots 40% or better	1-5
Opp. shoots less than 40%	7-1
VT out-rebounds opponent	6-0
Opp. out-rebounds VT	2-6
Rebounds are tied	0-0
VT has more FT attempts	6-3
Opp. has more FT attempts	1-3
VT makes more 3-pointers	8-2
Opp. makes more 3-pointers	0-3
VT wins turnover battle	8-4
Opp. wins turnover battle	0-2
Turnovers are tied	0-0
VT scores 100+	0-0
VT scores 90-99 points	1-0
VT scores 80-89 points	3-0
VT scores 70-79 points	2-0
VT scores 60-69 points	2-4
VT scores 50-59 points	0-2
VT scores < 50 points	0-0
Opp. scores > 99 points	0-0
Opp. scores 90-99 points	0-0
Opp. scores 80-89 points	0-1
Opp. scores 70-79 points	0-1
Opp. scores 60-69 points	1-3
Opp. scores 50-59 points	3-1
Opp. scores < 50 points	4-0
Playing on Monday	1-0
Playing on Tuesday	1-1
Playing on Wednesday	2-2
Playing on Thursday	1-0
Playing on Friday	2-1
Playing on Saturday	0-1
Playing on Sunday	1-1
In November	5-2
In December	3-3
In January	0-1
In February	0-0
In March	0-0
Playing during the day	2-2
Playing at night	6-4
Wearing White	4-2
Wearing Maroon	2-1
Wearing Orange	1-2
Wearing Gray	1-1

### STARTING LINEUPS

#### W/L

8-6      Murphy, Cattoor, Alleyne, Mutts, Aluma

#### Margin of Victory/Defeat

	1	2	3	4	5	6	7	8	9	10	11-19	20+
Wins	-	-	-	1	-	-	-	-	-	-	-	7
Losses	1	-	-	-	2	-	-	1	-	-	2	-

#### Most First Half Points

Virginia Tech	47 vs. Cornell (12/8/21)
Opponents	38 vs. Wake Forest (12/4/21)

#### Most Second Half Points

Virginia Tech	51 vs. Saint Francis (11/18/21)
Opponents	44 vs. Duke (12/22/21)

#### Fewest First Half Points

Virginia Tech	22 at Dayton (12/12/21)
Opponents	18 (2x), vs. Merrimack (11/21/21)

#### Fewest Second Half Points

Virginia Tech	27 vs. Wake Forest (12/4/21)
Opponents	21 vs. Radford (11/15/21)

#### Largest Halftime Lead

Virginia Tech	24 vs. Maine (11/9/21)
Opponents	8 vs. Xavier (11/26/21)

#### Largest Margin of Victory

Virginia Tech	37 vs. St. Bonaventure (12/17/21)
Opponents	19 vs. Wake Forest (11/24/21)

### MISCELLANEOUS

#### How 1st Points Were Scored

Layup	2
3FG	8
Jumper	4
Dunk	-
Free-Throw	-
Tip-in	-

#### Rebounds Leader

Nahiem Alleyne	1
Keve Aluma	3
Hunter Cattoor	1
Justyn Mutts	8
David N'Guessan	2

#### Blocks Leader

Keve Aluma	6
Darius Maddox	1
Justyn Mutts	5
David N'Guessan	5
John Ojiako	2

#### 15+ Rebounds

-	-
20+ Rebounds	-

#### Scored VT's 1st Points

Nahiem Alleyne	4
Keve Aluma	3
Hunter Cattoor	4
Storm Murphy	1
Justyn Mutts	2

#### Assists Leader

Nahiem Alleyne	3
Keve Aluma	2
Hunter Cattoor	2
Storm Murphy	7
Justyn Mutts	3

#### 10+ Points

Nahiem Alleyne	6
Keve Aluma	12
Hunter Cattoor	7
Darius Maddox	2
Storm Murphy	5
Justyn Mutts	6
David N'Guessan	2
Sean Pedulla	1

#### 5+ Assists

Keve Aluma	1
Hunter Cattoor	1
Storm Murphy	2
Justyn Mutts	2
10+ Assists	-

#### First Off VT Bench

Darius Maddox	9
David N'Guessan	9
John Ojiako	5
Sean Pedulla	5

#### Steals Leader

Nahiem Alleyne	1
Keve Aluma	3
Hunter Cattoor	8
Darius Maddox	2
Storm Murphy	1
Justyn Mutts	7
David N'Guessan	3
Sean Pedulla	2

#### 20+ Points

Nahiem Alleyne	1
Keve Aluma	3
Hunter Cattoor	1
Justyn Mutts	1

#### 5+ Steals

-	-
5+ Blocks	-

#### Points Leader

Nahiem Alleyne	3
Keve Aluma	8
Hunter Cattoor	3
Storm Murphy	2
Justyn Mutts	1
David N'Guessan	1

#### 30+ Points

-	-
---	---

#### 10+ Rebounds

Keve Aluma	3
Justyn Mutts	3

#### Double-Doubles

Keve Aluma	3
------------	---

THE LAST TIME

LAST TIME VIRGINIA TECH...

Scored 100+ points and won	100-64, vs. Delaware State, 11/20/19
Scored 100+ points and lost	100-104 (2OT), vs. Maryland, 2/27/10
Played in OT	70-75 (OT), vs. Florida, 3/19/21
Played in consecutive OTs	82-77 (OT), vs. UAB, 11/28/15; 79-81 (OT), vs. Northwestern, 12/1/15
Played in 2OT	79-77 (2OT), vs. North Carolina, 1/22/20
Played in 3OT	95-102 (3OT), vs. Miami (Fla.), 1/19/20
Scored 100+ points	100-64, vs. Delaware State, 11/20/19
Scored 90-99 points	93-60, vs. Cornell, 12/8/21
Scored 80-89 points	86-49, vs. St. Bonaventure, 12/17/21
Scored 70-79 points	72-43, vs. Merrimack, 11/21/21
Scored 60-69 points	63-68, vs. NC State, 1/4/22
Scored 50-59 points	57-62, at Dayton, 12/12/21
Scored 40-49 points	47-24, at No. 23/22 NC State, 2/2/19
Scored 30-39 points	39-65, at No. 19/19 Virginia, 1/4/20
Scored 20-29 points	27-40, at McGuire Hospital, 2/2/46
Scored 10-19 points	16-45, at Virginia, 1/30/39
Scored less than 10 points	9-29, vs. North Carolina, 1/12/35
Allowed 100+ points	95-102 (3OT), vs. Miami (Fla.), 1/19/20
Allowed 90-99 points	77-90, vs. BYU, 11/27/19
Allowed 80-89 points	61-80, vs. Wake Forest, 12/4/21
Allowed 70-79 points	65-76, at No. 2/2 Duke, 12/22/21
Allowed 60-69 points	63-68, vs. NC State, 1/4/22
Allowed 50-59 points	62-58, at Maryland, 12/1/21
Allowed 40-49 points	86-49, vs. St. Bonaventure, 12/17/21
Allowed 30-39 points	65-39, vs. Radford, 11/15/21
Allowed 20-29 points	47-24, at No. 23/22 NC State, 2/2/19
Allowed 10-19 points	60-19, vs. Lynchburg, 1/9/46
Allowed less than 10 points	28-9, vs. Hampden-Sydney, 1/17/23
Scored at least 60 points in a half	66, 2nd Half, vs. The Citadel, 11/12/17
Largest margin of victory	83 points, vs. Randolph-Macon (87-4), 1/10/1911
Largest margin of victory in ACC	38 points, vs. Wake Forest (84-46), 2/27/21
Defeated a ranked opponent on the road	47-24, at No. 23/22 NC State, 2/2/19
Defeated a ranked opponent at home	65-51, vs. No. 8/8 Virginia, 1/30/21
Defeated a ranked opponent on a neutral court	81-73 (OT), vs. No. 3/3 Villanova, 11/28/20
Defeated a defending national champion	65-51, vs. No. 8/8 Virginia, 1/30/21
Held opponent without a double-figure scorer	65-39, vs. Radford, 11/15/21
Failed to have a double-figure scorer	41-57, vs. Temple, 2/25/96
Had 6 or more players score in double figures	vs. Cornell, 12/8/21
Had 7 or more players score in double figures	vs. Cornell, 12/8/21
Did not make a 3FG	at Providence, 2/1/03
Opponent did not make a 3FG	at NC State, 2/10/10
Did not shoot a FT in the first half	vs. No. 3/3 Villanova, 11/28/20
Did not shoot a FT in the second half	vs. Virginia, 12/5/10
Opponent did not shoot a FT	vs. Merrimack, 11/21/21
Held an opponent under 10 points in a half	9 points, vs. Eastern Michigan, 12/22/11
Held an opponent under 20 points in a half	18 points, vs. Merrimack, 11/21/21
Had double-figure blocked shots	10, 84-46, vs. Wake Forest, 2/27/21
Came back from a double-figure deficit to win	10 points, vs. No. 8/8 Virginia, 1/30/21
Lost a double-digit lead	10 points, vs. Florida, 3/19/21
Led by 20 or more points at halftime	22 points, vs. St. Bonaventure, 12/17/21
Had 20-29 assists in a game	21, vs. Pitt, 2/15/20
Had 30 or more assists	36, vs. The Citadel, 11/12/17
Held a team under 20 percent from the floor	16.7%, at No. 23/22 NC State, 2/2/19
Held a team under three made FGs in a half	2 FG, vs. Notre Dame, 1/10/21
Won an NCAA Tournament game	67-58, vs. Liberty, 3/24/19

WHAT'S A HOKIE?

The answer leads all the way back to 1896 when Virginia Agricultural and Mechanical College changed its name to Virginia Polytechnic Institute. With the change came the necessity for writing a new cheer and a contest for such a purpose was held by the student body.



Senior O.M. Stull won first prize for his "Hokie" yell which is still used today. Later, when asked if "Hokie" had any special meaning, Stull explained the word was solely the product of his imagination and was used only as an attention-getter for his yell. It soon became a nickname for all Tech teams and for those people loyal to Tech athletics.

The official university school colors - Chicago Maroon and Burnt Orange - also were introduced in 1896. The colors were chosen by a committee because they made a 'unique combination' not worn elsewhere at the time. The official definition of "Hokie" is "a loyal Virginia Tech Fan."



OUR NAME

When referring to our name, we ask that you use Virginia Tech, Hokies or Tech - and not 'Vah Tech.' Thank you!

## THE LAST TIME

### LAST TIME A VIRGINIA TECH PLAYER...

Recorded a double-double	Keve Aluma (25 pts./10 rebs), at No. 2/2 Duke, 12/22/21
Recorded a triple-double	Chris Clarke (13 pts./12 rebs./10 ast.), vs. The Citadel, 2/27/10
Two Tech players recorded double-doubles in same game	Keve Aluma (14 pts./12 rebs.) & Justyn Mutts (14 pts./11 rebs.), at Notre Dame, 1/27/21
Two Tech players recorded double-doubles in consecutive games	vs. North Carolina (ACC Tournament), 3/13/09; vs. Duquesne (NIT), 3/18/09
Had five or more steals	Nickeil Alexander-Walker (6), vs. Miami (Fla.), 1/30/19
Had 10 or more assists in a game	Wabissa Bede (10), vs. Delaware State, 11/20/19
Had 20 or more rebounds in a game	Jeff Allen (21), vs. Longwood, 12/14/08
Two Tech players with double-figure rebounds	Justyn Mutts (12) & Keve Aluma (11), vs. No. 9/10 Memphis, 11/24/21
Two Tech players had five or more assists	Justyn Mutts (6) & Hunter Cattoor (5), vs. Maine, 11/9/21
Three Tech players had five or more assists	Chris Clarke (10), Justin Robinson (6) & Seth Allen (6), vs. The Citadel, 12/17/16
Four Tech players had five or more assists	Kerry Blackshear Jr. (8), Devin Wilson (7), Justin Robinson (7) & Chris Clarke (5), vs. The Citadel, 1/30/21
Three Tech players made five or more 3FG	Nahiem Alleyne (5), Jalen Cone (5) & Isaiah Wilkins (5), vs. Delaware State, 11/20/19
Eight or more Tech players made a 3FG	8 players, vs. Merrimack, 11/21/21
Two Tech players scored 20 or more points	Keve Aluma (25) & Justyn Mutts (20), at No. 2/2 Duke, 12/22/21
Three Tech players scored 20 or more points	Nickeil Alexander-Walker (25), Ahmed Hill (23) & Justin Robinson (23), vs. No. 23/22 Purdue, 11/18/18
Two Tech players scored 20 or more points in consecutive games	Nickeil Alexander-Walker & Kerry Blackshear Jr., 11/10/17 & 11/12/17
Tech freshman scored 20 or more points in a game	Tyrece Radford (26) & Jalen Cone (20), vs. Miami (Fla.), 2/19/20
Three Tech freshmen scored in double figures in a game	Hunter Cattoor (14), Jalen Cone (11) & Lander Nolley II (10), vs. North Carolina, 3/10/20
Four Tech freshmen scored in double figures in a game	Landers Nolley II (21), Tyrece Radford (21), Jalen Cone (15) & Nahiem Alleyne (10), at Wake Forest, 1/14/20
Tech player scored 30-39 points in a game	Keve Aluma (30), at Pittsburgh, 2/3/21
Tech player scored 40-49 points in a game	Dorenzo Hudson (41), vs. Seton Hall, 1/2/10
Tech player scored 50+ points in a game	Bimbo Coles (51), vs. Southern Miss, 2/6/88
Tech player had consecutive double-doubles	Keve Aluma, 1/27/21, 1/30/21, 2/3/21
Tech player had three consecutive double-doubles	Keve Aluma, 1/27/21, 1/30/21, 2/3/21
Tech freshman had consecutive double-doubles	Kerry Blackshear Jr., 12/13/15, 12/19/15
Tech allowed a triple-double	Dennis Smith Jr. (27 pts./11 rebs./11 ast.), at NC State, 1/4/17
Tech had a walk-on score double figures	Christian Beyer (13), vs. Alabama A&M, 12/14/14



### NAW IN YEAR 3


- Nickeil Alexander-Walker left his mark on Virginia Tech and is working on making a name for himself at the next level with the New Orleans Pelicans.
- A first-round draft pick in 2019, the Toronto native played in 46 games last season, averaging 21.9 minutes per game and 11 points per game.
- Averaging 13.3 points per game in his last 10 games, including a 27-point performance in a 111-97 win over the Portland Trail Blazers on Dec. 21, 2021.

### J-ROB HOOPIN' WITH THE PISTONS

- Justin Robinson signed a 10-day contract with the Detroit Pistons on Dec. 28, 2021.
- The Manassas, Virginia native dropped in eight points on 3-of-7 shooting against the San Antonio Spurs on Jan. 1, 2022.
- He dialed up a season-high nine points on 3-of-9 shooting in a 140-111 loss at the Charlotte Hornets on Jan. 5.







# MIKE YOUNG

Head Coach | Third Season at Virginia Tech

2020-21 ACC Coach of the Year

## CAREER RECORDS

Overall Record	338-273
Conference Games	191-144
Non-Conference Games	147-129
Conference Tournament	20-14
NCAA Tournament	1-6
Overtime Games	19-16
One-Point Games	10-14
vs. AP Top 25	5-24

## VS. CURRENT ACC HEAD COACHES

Coach	All	VT	Wofford
Earl Grant	-	-	-
Brad Brownell	3-2	3-0	0-2
Mike Krzyzewski	1-5	1-3	0-2
Leonard Hamilton	0-1	0-1	-
Josh Pastner	1-3	0-2	1-1
Chris Mack	1-3	0-2	1-1
Jim Larrañaga	3-3	2-2	1-1
Kevin Keatts	1-1	1-1	-
Hubert Davis	-	-	-
Mike Brey	2-2	2-1	0-1
Jeff Capel III	1-1	1-1	-
Jim Boeheim	1-2	1-2	-
Tony Bennett	1-3	1-2	0-1
Steve Forbes	8-4	2-1	6-3
<b>Total</b>	<b>23-30</b>	<b>14-18</b>	<b>9-12</b>

### vs. Coach Young

Earl Grant	-
Brad Brownell	2-3 at Clemson
Mike Krzyzewski	5-1 at Duke
Leonard Hamilton	1-0 at Florida State
Josh Pastner	3-1 at Georgia Tech
Chris Mack	1-1 at Xavier; 2-0 at UofL
Jim Larrañaga	0-1 at GMU; 3-2 at Miami
Kevin Keatts	1-1 at NC State
Hubert Davis	-
Mike Brey	2-2 at Notre Dame
Jeff Capel III	1-1 at Pitt
Jim Boeheim	2-1 at Syracuse
Tony Bennett	3-1 at UVA
Steve Forbes	3-6 at ETSU; 1-2 at Wake

## ▶ COACH YOUNG: CAREER BREAKDOWN

Season	School	Overall	Conference	Finish	Postseason	Ranking	RPI/NET
2002-03	Wofford	14-15 .483	8-8 .500	T6th	-	-/-	219
2003-04	Wofford	9-20 .310	4-12 .250	T10th	-	-/-	273
2004-05	Wofford	14-14 .500	7-9 .438	8th	-	-/-	225
2005-06	Wofford	11-18 .379	6-9 .400	9th	-	-/-	287
2006-07	Wofford	10-20 .333	5-13 .278	T9th	-	-/-	295
2007-08	Wofford	16-16 .500	8-12 .400	8th	-	-/-	191
2008-09	Wofford	16-14 .533	12-8 .600	4th	-	-/-	177
2009-10	Wofford	26-9 .743	15-3 .833	1st	NCAA First Round	-/-	73
2010-11	Wofford	21-13 .618	14-4 .778	T1st	NCAA First Round	-/-	105
2011-12	Wofford	19-14 .576	12-6 .667	T2nd	CBI	-/-	178
2012-13	Wofford	13-19 .406	7-11 .389	T8th	-	-/-	253
2013-14	Wofford	20-13 .606	11-5 .688	T3rd	NCAA First Round	-/-	152
2014-15	Wofford	28-7 .800	16-2 .889	1st	NCAA First Round	RV/-	49
2015-16	Wofford	15-17 .469	11-7 .611	T3rd	-	-/-	202
2016-17	Wofford	16-17 .485	10-8 .556	T4th	-	-/-	189
2017-18	Wofford	21-13 .618	11-7 .611	T4th	CIT	-/-	141
2018-19	Wofford	30-5 .857	18-0 1.000	1st	NCAA Second Round	19/18	14
<b>Totals</b>	<b>17 Seasons</b>	<b>299-244 .551</b>	<b>175-124 .585</b>				
2019-20	Virginia Tech	16-16 .500	7-13 .350	T10th	-	-/-	92
2020-21	Virginia Tech	15-7 .682	9-4 .692	3rd	NCAA First Round	25/RV	51
2021-22	Virginia Tech	8-6 .571	0-3 .000	-	-	-/-	38
<b>Totals</b>	<b>3 Seasons</b>	<b>39-29 .574</b>	<b>16-20 .444</b>				
<b>Overall</b>	<b>20 Seasons</b>	<b>338-273 .553</b>	<b>191-144 .570</b>				

## ▶ THE YOUNG FILE

Born	5/1/1963
Hometown	Radford, Virginia
Wife	Margaret
Children	Cooper, Davis
Education	Emory & Henry, 1986
Joined Tech Staff	4/7/2019
Years as College Head Coach	20
Years as College Coach	35

### Coaching Career

1986-88	Assistant Coach, Emory & Henry
1988-89	Assistant Coach, Radford
1989-02	Assistant Coach, Wofford
2002-19	Head Coach, Wofford
2019-pr.	Head Coach, Virginia Tech

## ▶ ACCOMPLISHMENTS

### Six NCAA Tournaments

2021, 2019, 2015, 2014, 2011, 2010

### Five SoCon Tournament Championships

2019, 2015, 2014, 2011, 2010

### Four SoCon Regular-Season Titles

2019, 2015, 2011, 2010

### Two-time National Coach of the Year

2019 (Sporting News), 2010 (Hugh Durham)

### Three AP All-America Selections

Fletcher Magee (2018-19), Karl Cochran (2014-15), Noah Dahlman (2009-10)

# O HUNTER CATTOOR

**JUNIOR** Guard | 6-3 | 200 | Human Development  
Orlando, Florida | Bishop Moore



## SEASON/CAREER BESTS

### POINTS

Season 21 vs. St. Bonaventure (12/17/21)  
Career 21 vs. St. Bonaventure (12/17/21)

### REBOUNDS

Season 9 vs. Radford (11/15/21)  
Career 9 vs. Radford (11/15/21)

### ASSISTS

Season 5 vs. Maine (11/9/21)  
Career 5 (2x), last vs. Maine (11/9/21)

### BLOCKS

Season -  
Career 3 vs. Wake Forest (2/27/21)

### STEALS

Season 2 (5x), last at Dayton (12/12/21)  
Career 3 (3x), last at Notre Dame (1/27/21)

### MINUTES

Season 38 vs. NC State (1/4/22)  
Career 38 vs. NC State (1/4/22)

### FIELD GOALS MADE

Season 7 at Navy (11/12/21)  
Career 7 at Navy (11/12/21)

### FIELD GOALS ATTEMPTED

Season 10 (4x), last at Duke (12/22/21)  
Career 11 (2x), last at Miami (2/6/21)

### 3-PT. FIELD GOALS MADE

Season 5 (2x), last vs. St. Bona. (12/17/21)  
Career 5 (3x), last vs. St. Bona. (12/17/21)

### 3-PT. FIELD GOALS ATTEMPTED

Season 7 (5x), last vs. NC State (1/4/22)  
Career 10 vs. North Carolina (3/10/20)

### FREE THROWS MADE

Season 4 (2x), last vs. St. Bona. (12/17/21)  
Career 6 vs. South Florida (11/29/20)

### FREE THROWS ATTEMPTED

Season 5 vs. St. Bonaventure (12/17/21)  
Career 8 vs. South Florida (11/29/20)

## CAREER STATS

	GP-GS	MIN	AVG	FG-FGA	FG%	3FG-FGA	3FG%	FT-FTA	FT%	OFF-DEF-TOT	AVG	PF-FO	AST	TO	BLK	STL	PTS	AVG
2019-20	31-3	629	20.3	69-165	.418	51-127	.402	14-22	.636	4-73-77	2.5	44-0	35	16	4	31	203	6.5
2020-21	22-2	489	22.2	57-125	.456	39-90	.433	34-43	.791	2-39-41	1.9	34-1	30	26	11	20	187	8.5
2021-22	14-14	448	32.0	48-109	.440	33-74	.446	13-16	.813	5-50-55	3.9	28-0	23	12	0	15	142	10.1
<b>TOTAL</b>	<b>67-19</b>	<b>1566</b>	<b>23.4</b>	<b>174-399</b>	<b>.436</b>	<b>123-291</b>	<b>.423</b>	<b>61-81</b>	<b>.753</b>	<b>11-162-173</b>	<b>2.6</b>	<b>106-1</b>	<b>88</b>	<b>54</b>	<b>15</b>	<b>66</b>	<b>532</b>	<b>7.9</b>

- MVP of Basketball Hall of Fame Shootout vs. St. Bonaventure. *Last name pronounced: cuh-TOUR*
- One of Tech's top threats from three.
- Had 12 games of hitting three or more 3FGs during the 2020-21 season.
- Reached double-figure scoring 11 times as a sophomore.
- Made the game-tying 3-pointer to send the Miami (Fla.) (2/6) game into overtime, and then hit two clutch free throws in the final four seconds of OT to make it a two-possession game and preserve the win - finishing with 14 points and three rebounds.
- Played in 31 games, drawing three starts in 2019-20.
- Originally committed to Wofford, but signed with the Hokies after Virginia Tech's hiring of Mike Young.
- Four-year letterwinner at Bishop Moore High School.
- FHSAA 6A first-team All-State and District Player of the Year.
- Scored 1,420 points in high school. Was a 3-star (247 Sports).
- Also played quarterback on Bishop Moore's football team.

## 2021-22 GAME-BY-GAME STATS

OPPONENT	DATE	ST	MIN	FG-FGA	PCT	3FG-FGA	PCT	FT-FTA	PCT	OFF	DEF	TOT	PF	A	T/O	BLK	STL	PTS
Maine	11/9/21	*	31	2-4	.500	1-3	.333	0-0	.000	0	4	4	0	5	0	0	0	5
at Navy	11/12/21	*	33	7-10	.700	5-7	.714	0-0	.000	1	2	3	2	4	0	0	2	19
Radford	11/15/21	*	32	2-9	.222	1-6	.167	2-2	1.000	0	9	9	0	1	2	0	2	7
St. Francis (Pa.)	11/18/21	*	29	1-5	.200	0-2	.000	0-0	.000	1	4	5	3	1	2	0	0	2
Merrimack	11/21/21	*	30	2-7	.286	2-7	.286	2-2	1.000	0	3	3	0	1	0	0	2	8
vs. Memphis	11/24/21	*	28	3-8	.375	2-5	.400	1-3	.333	0	3	3	4	0	1	0	1	9
vs. Xavier	11/26/21	*	37	5-10	.500	3-7	.429	0-0	.000	0	3	3	3	4	2	0	1	13
at Maryland	12/1/21	*	36	4-10	.400	4-7	.571	0-0	.000	0	1	1	2	3	0	0	2	12
Wake Forest	12/4/21	*	31	1-5	.200	0-4	.000	0-0	.000	0	2	2	3	2	1	0	1	2
Cornell	12/8/21	*	25	4-8	.500	3-4	.750	0-0	.000	0	4	4	4	0	0	0	0	11
at Dayton	12/12/21	*	37	4-9	.444	2-6	.333	4-4	1.000	1	5	6	1	2	1	0	2	14
vs. St. Bonaventure	12/17/21	*	26	6-7	.857	5-5	1.000	4-5	.800	1	4	5	1	0	1	0	1	21
at Duke	12/22/21	*	35	4-10	.400	2-4	.500	0-0	.000	1	3	4	3	0	2	0	1	10
NC State	1/4/22	*	38	3-7	.429	3-7	.429	0-0	.000	0	3	3	2	0	0	0	0	9
at Virginia	1/12/22																	
Notre Dame	1/15/22																	
at NC State	1/19/22																	
at Boston College	1/22/22																	
Miami	1/26/22																	
at Florida State	1/29/22																	
Georgia Tech	2/2/22																	
at Pittsburgh	2/5/22																	
Syracuse	2/12/22																	
Virginia	2/14/22																	
North Carolina	2/19/22																	
at Georgia Tech	2/23/22																	
at Miami	2/26/22																	
Louisville	3/1/22																	
at Clemson	3/5/22																	

## PRODUCTION TRACKER

	This Season	Career
Scored 10+ Points	7	28
Scored 20+ Points	1	1
Led Tech in Scoring	3	5
Made 3+ 3FGs	6	18
Led Tech in 3FGM	9	18
Shot over 40% from 3	8	39
Had a Double-Double	-	-
Had Multiple Assists	6	24
Had Multiple Steals	5	19





# 1 DAVID N'GUESSAN

**SOPHOMORE** Forward | 6-9 | 205 | Sociology  
De Lier, The Netherlands | Mt. Zion Prep



## SEASON/CAREER BESTS

### POINTS

Season 19 vs. Saint Francis (11/18/21)  
Career 19 vs. Saint Francis (11/18/21)

### REBOUNDS

Season 9 vs. Cornell (12/8/21)  
Career 9 vs. Cornell (12/8/21)

### ASSISTS

Season 2 (3x), last vs. Cornell (12/8/21)  
Career 2 (5x), last vs. Cornell (12/8/21)

### BLOCKS

Season 3 vs. Saint Francis (11/18/21)  
Career 3 vs. Saint Francis (11/18/21)

### STEALS

Season 2 vs. Radford (11/15/21)  
Career 2 (3x), last vs. Radford (11/15/21)

### MINUTES

Season 23 vs. Cornell (12/8/21)  
Career 23 vs. Cornell (12/8/21)

### FIELD GOALS MADE

Season 7 vs. Maine (11/9/21)  
Career 7 vs. Maine (11/9/21)

### FIELD GOALS ATTEMPTED

Season 7 vs. Maine (11/9/21)  
Career 7 vs. Maine (11/9/21)

### 3-PT. FIELD GOALS MADE

Season 1 (3x), last at Dayton (12/12/21)  
Career 1 (3x), last at Dayton (12/12/21)

### 3-PT. FIELD GOALS ATTEMPTED

Season 2 vs. Wake Forest (12/4/21)  
Career 2 vs. Wake Forest (12/4/21)

### FREE THROWS MADE

Season 4 vs. Cornell (12/8/21)  
Career 4 vs. Cornell (12/8/21)

### FREE THROWS ATTEMPTED

Season 7 vs. Cornell (12/8/21)  
Career 7 vs. Cornell (12/8/21)

## CAREER STATS

	GP-GS	MIN	AVG	FG-FGA	FG%	3FG-FGA	3FG%	FT-FTA	FT%	OFF-DEF-TOT	AVG	PF-FO	AST	TO	BLK	STL	PTS	AVG
2020-21	21-0	202	9.6	21-36	.583	0-2	.000	13-31	.419	15-33-48	2.3	33-1	8	9	2	6	55	2.6
2021-22	14-0	195	13.9	23-47	.489	3-7	.429	10-21	.476	12-31-43	3.1	24-0	10	12	10	5	59	4.2
<b>TOTAL</b>	<b>35-0</b>	<b>397</b>	<b>11.3</b>	<b>44-83</b>	<b>.530</b>	<b>3-9</b>	<b>.333</b>	<b>23-52</b>	<b>.442</b>	<b>27-64-91</b>	<b>2.6</b>	<b>57-1</b>	<b>18</b>	<b>21</b>	<b>12</b>	<b>11</b>	<b>114</b>	<b>3.3</b>

- Look for a huge jump in production; he's had one of the more impressive offseasons for the Hokies *Last name pronounced: GUH-sahn*
- Worked on extending his range to the 3-point line.
- Appeared in 21 of 22 games as a freshman.
- Reached double-figure scoring in back-to-back games at Wake Forest (1/17/21) and at Syracuse (1/23/21).
- Totaled a career-high 13 points in 14 minutes in the 64-60 win at Wake Forest (1/17/21).
- A consensus three-star recruit by Rivals and 247 Sports.
- Averaged 15 points, seven rebounds and three assists per game at Mt. Zion Prep during the 2019-20 season.
- Chose the Hokies over St. Joseph's, VCU and Washington State.

## 2021-22 GAME-BY-GAME STATS

OPPONENT	DATE	ST	MIN	FG-FGA	PCT	3FG-FGA	PCT	FT-FTA	PCT	OFF	DEF	TOT	PF	A	T/O	BLK	STL	PTS
Maine	11/9/21		18	7-7	1.000	1-1	1.000	0-1	.000	0	0	0	1	0	0	0	0	15
at Navy	11/12/21		14	0-4	.000	0-0	.000	0-2	.000	0	4	4	2	1	0	0	1	0
Radford	11/15/21		18	3-5	.600	1-1	1.000	0-0	.000	1	2	3	3	0	2	0	2	7
St. Francis (Pa.)	11/18/21		19	2-3	.667	0-1	.000	3-4	.750	2	6	8	1	2	0	3	0	7
Merrimack	11/21/21		16	2-4	.500	0-0	.000	0-2	.000	1	1	2	0	1	2	1	0	4
vs. Memphis	11/24/21		4	0-1	.000	0-0	.000	0-0	.000	0	0	0	2	0	0	0	0	0
vs. Xavier	11/26/21		11	0-1	.000	0-0	.000	0-0	.000	1	0	1	1	2	0	0	0	0
at Maryland	12/1/21		11	2-4	.500	0-0	.000	1-2	.500	1	3	4	2	0	1	0	0	5
Wake Forest	12/4/21		17	0-6	.000	0-2	.000	0-0	.000	3	0	3	2	0	1	2	1	0
Cornell	12/8/21		23	3-6	.500	0-0	.000	4-7	.571	2	7	9	1	2	2	2	0	10
at Dayton	12/12/21		12	2-2	1.000	1-1	1.000	1-1	1.000	0	1	1	3	0	1	1	0	6
vs. St. Bonaventure	12/17/21		15	1-2	.500	0-0	.000	1-2	.500	1	5	6	2	1	2	0	0	3
at Duke	12/22/21		6	0-1	.000	0-1	.000	0-0	.000	0	0	0	2	0	0	0	1	0
NC State	1/4/22		11	1-1	1.000	0-0	.000	0-0	.000	0	2	2	2	1	1	0	0	2
at Virginia	1/12/22																	
Notre Dame	1/15/22																	
at NC State	1/19/22																	
at Boston College	1/22/22																	
Miami	1/26/22																	
at Florida State	1/29/22																	
Georgia Tech	2/2/22																	
at Pittsburgh	2/5/22																	
Syracuse	2/12/22																	
Virginia	2/14/22																	
North Carolina	2/19/22																	
at Georgia Tech	2/23/22																	
at Miami	2/26/22																	
Louisville	3/1/22																	
at Clemson	3/5/22																	

## PRODUCTION TRACKER

	This Season	Career
Scored 10+ Points	2	4
Scored 20+ Points	-	-
Led Tech in Scoring	1	1
Made multiple 3FGs	-	-
Had 5+ Rebounds	3	7
Had a Double-Double	-	-
Had Multiple Assists	3	5
Had Multiple Steals	1	3
Had Multiple Blocks	3	3





# 3 SEAN PEDULLA

**FRESHMAN** Guard | 6-1 | 190 | Sports Media and Analytics  
Edmond, Oklahoma | Edmond Memorial



## SEASON/CAREER BESTS

### POINTS

Season 11 vs. Cornell (12/8/21)  
Career 11 vs. Cornell (12/8/21)

### REBOUNDS

Season 2 (3x), last at Dayton (12/12/21)  
Career 2 (3x), last at Dayton (12/12/21)

### ASSISTS

Season 4 vs. Merrimack (11/21/21)  
Career 4 vs. Merrimack (11/21/21)

### BLOCKS

Season -  
Career -

### STEALS

Season 2 vs. Saint Francis (11/18/21)  
Career 2 vs. Saint Francis (11/18/21)

### MINUTES

Season 20 vs. Cornell (12/8/21)  
Career 20 vs. Cornell (12/8/21)

### FIELD GOALS MADE

Season 4 vs. Cornell (12/8/21)  
Career 4 vs. Cornell (12/8/21)

### FIELD GOALS ATTEMPTED

Season 8 vs. Cornell (12/8/21)  
Career 8 vs. Cornell (12/8/21)

### 3-PT. FIELD GOALS MADE

Season 3 vs. Cornell (12/8/21)  
Career 3 vs. Cornell (12/8/21)

### 3-PT. FIELD GOALS ATTEMPTED

Season 4 vs. Cornell (12/8/21)  
Career 4 vs. Cornell (12/8/21)

### FREE THROWS MADE

Season 2 at Dayton (12/12/21)  
Career 2 at Dayton (12/12/21)

### FREE THROWS ATTEMPTED

Season 2 (2x), last at Dayton (12/12/21)  
Career 2 (2x), last at Dayton (12/12/21)

## CAREER STATS

	GP-GS	MIN	AVG	FG-FGA	FG%	3FG-FGA	3FG%	FT-FTA	FT%	OFF-DEF-TOT	AVG	PF-FO	AST	TO	BLK	STL	PTS	AVG
2021-22	14-0	136	9.7	15-31	.484	10-16	.625	3-4	.750	3-10-13	0.9	12-1	16	8	0	8	43	3.1
<b>TOTAL</b>	<b>14-0</b>	<b>136</b>	<b>9.7</b>	<b>15-31</b>	<b>.484</b>	<b>10-16</b>	<b>.625</b>	<b>3-4</b>	<b>.750</b>	<b>3-10-13</b>	<b>0.9</b>	<b>12-1</b>	<b>16</b>	<b>8</b>	<b>0</b>	<b>8</b>	<b>43</b>	<b>3.1</b>

- Will contribute minutes at point guard
- Solid sharpshooter from downtown
- Guided Edmond Memorial to three state tournaments.
- Two-time all-state selection and COAC Offensive Player of the Year that averaged 17.6 points a game as a senior
- Rated the 165th-best prospect in the 2021 class on 247Sports.
- Tabbed the second-best player in the state of Oklahoma and the 25th-best point guard nationally, according to 247Sports.
- Chose the Hokies over Minnesota and Oklahoma State.

*Last name pronounced: puh-DOOL-uh*

## 2021-22 GAME-BY-GAME STATS

OPPONENT	DATE	ST	MIN	FG-FGA	PCT	3FG-FGA	PCT	FT-FTA	PCT	OFF	DEF	TOT	PF	A	T/O	BLK	STL	PTS
Maine	11/9/21		11	1-4	.250	1-2	.500	0-0	.000	1	1	2	1	1	1	0	0	3
at Navy	11/12/21		7	0-0	.000	0-0	.000	0-0	.000	0	1	1	0	1	0	0	0	0
Radford	11/15/21		8	2-2	1.000	1-1	1.000	0-0	.000	0	1	1	0	0	0	0	1	5
St. Francis (Pa.)	11/18/21		11	1-2	.500	1-1	1.000	0-0	.000	0	2	2	0	2	0	0	2	3
Merrimack	11/21/21		14	1-2	.500	1-2	.500	0-0	.000	0	1	1	2	4	1	0	0	3
vs. Memphis	11/24/21		1	0-0	.000	0-0	.000	0-0	.000	0	0	0	0	0	0	0	0	0
vs. Xavier	11/26/21		10	2-3	.667	1-1	1.000	1-2	.500	1	0	1	0	0	0	0	1	6
at Maryland	12/1/21		3	0-2	.000	0-1	.000	0-0	.000	0	0	0	1	0	0	0	1	0
Wake Forest	12/4/21		5	0-1	.000	0-1	.000	0-0	.000	0	0	0	0	0	0	0	0	0
Cornell	12/8/21		20	4-8	.500	3-4	.750	0-0	.000	0	1	1	1	1	2	0	1	11
at Dayton	12/12/21		11	1-2	.500	1-1	1.000	2-2	1.000	0	2	2	2	0	1	0	1	5
vs. St. Bonaventure	12/17/21		15	2-2	1.000	1-1	1.000	0-0	.000	0	0	0	5	2	1	0	1	5
at Duke	12/22/21		8	0-1	.000	0-0	.000	0-0	.000	0	1	1	0	2	2	0	0	0
NC State	1/4/22		12	1-2	.500	0-1	.000	0-0	.000	1	0	1	0	3	0	0	0	2
at Virginia	1/12/22																	
Notre Dame	1/15/22																	
at NC State	1/19/22																	
at Boston College	1/22/22																	
Miami	1/26/22																	
at Florida State	1/29/22																	
Georgia Tech	2/2/22																	
at Pittsburgh	2/5/22																	
Syracuse	2/12/22																	
Virginia	2/14/22																	
North Carolina	2/19/22																	
at Georgia Tech	2/23/22																	
at Miami	2/26/22																	
Louisville	3/1/22																	
at Clemson	3/5/22																	

## PRODUCTION TRACKER

	This Season
Scored 10+ Points	1
Scored 20+ Points	-
Led Tech in Scoring	-
Made 3+ 3FGs	1
Led Tech in 3FGM	1
Shot over 40% from 3	8
Had a Double-Double	-
Had Multiple Assists	5
Had Multiple Steals	1



# 4 NAHIEM ALLEYNE

**JUNIOR** Guard | 6-4 | 195 | Human Development  
Buford, Georgia | Mountain View



## SEASON/CAREER BESTS

**POINTS**  
Season 21 vs. Memphis (11/24/21)  
Career 28 vs. Florida (3/19/21)

**REBOUNDS**  
Season 7 vs. Maine (11/9/21)  
Career 9 at Notre Dame (1/27/21)

**ASSISTS**  
Season 4 (3x), last at Maryland (12/1/21)  
Career 5 (2x), last vs. Wake Forest (2/27/21)

**BLOCKS**  
Season -  
Career 2 vs. Delaware State (11/20/19)

**STEALS**  
Season 1 (6x), last at Dayton (12/12/21)  
Career 3 at Louisville (1/6/21)

**MINUTES**  
Season 39 at Dayton (12/12/21)  
Career 39 at Dayton (12/12/21)

**FIELD GOALS MADE**  
Season 7 (2x), last vs. Xavier (11/26/21)  
Career 8 vs. Florida (3/19/21)

**FIELD GOALS ATTEMPTED**  
Season 16 vs. Xavier (11/26/21)  
Career 18 vs. Florida (3/19/21)

**3-PT. FIELD GOALS MADE**  
Season 3 (4x), last vs. Cornell (12/8/21)  
Career 5 (4x), last at Syracuse (1/23/21)

**3-PT. FIELD GOALS ATTEMPTED**  
Season 8 vs. St. Bonaventure (12/17/21)  
Career 10 (3x), last vs. Florida (3/19/21)

**FREE THROWS MADE**  
Season 10 vs. Memphis (11/24/21)  
Career 10 vs. Memphis (11/24/21)

**FREE THROWS ATTEMPTED**  
Season 11 vs. Memphis (11/24/21)  
Career 11 (2x), last vs. Memphis (11/24/21)

## CAREER STATS

	GP-GS	MIN	AVG	FG-FGA	FG%	3FG-FGA	3FG%	FT-FTA	FT%	OFF-DEF-TOT	AVG	PF-FO	AST	TO	BLK	STL	PTS	AVG
2019-20	32-27	832	26.0	92-237	.388	49-126	.389	48-63	.762	6-69-75	2.3	51-1	46	27	6	12	281	8.8
2020-21	22-21	623	28.3	78-199	.392	42-103	.408	46-57	.807	4-54-58	2.6	47-0	37	33	2	15	244	11.1
2021-22	14-14	456	32.6	44-138	.319	22-68	.324	30-32	.938	0-46-46	3.3	15-0	32	23	0	6	140	10.0
<b>TOTAL</b>	<b>68-62</b>	<b>1913</b>	<b>28.1</b>	<b>214-574</b>	<b>.373</b>	<b>113-297</b>	<b>.380</b>	<b>124-152</b>	<b>.816</b>	<b>10-169-179</b>	<b>2.6</b>	<b>113-1</b>	<b>115</b>	<b>83</b>	<b>8</b>	<b>33</b>	<b>665</b>	<b>9.8</b>

- Named to NIT Season Tip-Off all-tournament team. *Name pronounced: nah-HEEM ah-LEAN*
- One of Tech's top threats from three.
- Had seven games of hitting three or more 3FGs during the 2020-21 season.
- Reached double-figure scoring 13 times as a sophomore.
- Made the game-tying 3-pointer to send the Florida (3/19) game into overtime in the first round of the 2021 NCAA Tournament.
- Started 21 of 22 games in 2020-21.
- Shot 40.8 percent from three last season, which was second on the team.
- Two-time ACC Men's Basketball All-Academic Team honoree.
- Averaged 17.2 points per game and made 63 three-pointers in the 2018-19 season at Mountain View.
- A three-star recruit by 247 Sports that was ranked as the 21st-best player in the state of Georgia.
- Born in Long Island, New York; family moved to Georgia when he was in middle school.
- Into anime, and in his opinion, J. Cole is the best rapper of all-time - it's not up for debate.

## 2021-22 GAME-BY-GAME STATS

OPPONENT	DATE	ST	MIN	FG-FGA	PCT	3FG-FGA	PCT	FT-FTA	PCT	OFF	DEF	TOT	PF	A	T/O	BLK	STL	PTS
Maine	11/9/21	*	29	5-10	.500	3-6	.500	0-0	.000	0	7	7	0	4	2	0	1	13
at Navy	11/12/21	*	31	2-9	.222	1-4	.250	3-3	1.000	0	0	0	2	3	3	0	0	8
Radford	11/15/21	*	32	0-6	.000	0-2	.000	2-2	1.000	0	4	4	2	3	4	0	1	2
St. Francis (Pa.)	11/18/21	*	30	7-10	.700	1-2	.500	3-3	1.000	0	4	4	0	2	0	0	1	18
Merrimack	11/21/21	*	31	4-9	.444	2-4	.500	2-2	1.000	0	3	3	1	1	2	0	0	12
vs. Memphis	11/24/21	*	36	4-14	.286	3-7	.429	10-11	.909	0	4	4	4	4	2	0	1	21
vs. Xavier	11/26/21	*	38	7-16	.438	3-7	.429	1-1	1.000	0	5	5	1	3	0	0	0	18
at Maryland	12/1/21	*	37	3-11	.273	2-3	.667	0-0	.000	0	4	4	2	4	1	0	0	8
Wake Forest	12/4/21	*	34	1-7	.143	1-5	.200	4-4	1.000	0	3	3	0	1	3	0	0	7
Cornell	12/8/21	*	30	5-11	.455	3-6	.500	0-0	.000	0	1	1	0	3	1	0	1	13
at Dayton	12/12/21	*	39	1-10	.100	0-4	.000	0-0	.000	0	2	2	0	1	2	0	1	2
vs. St. Bonaventure	12/17/21	*	30	3-10	.300	2-8	.250	1-2	.500	0	3	3	0	1	1	0	0	9
at Duke	12/22/21	*	28	0-4	.000	0-3	.000	0-0	.000	0	4	4	2	2	2	0	0	0
NC State	1/4/22	*	31	2-11	.182	1-7	.143	4-4	1.000	0	2	2	1	0	0	0	0	9
at Virginia	1/12/22																	
Notre Dame	1/15/22																	
at NC State	1/19/22																	
at Boston College	1/22/22																	
Miami	1/26/22																	
at Florida State	1/29/22																	
Georgia Tech	2/2/22																	
at Pittsburgh	2/5/22																	
Syracuse	2/12/22																	
Virginia	2/14/22																	
North Carolina	2/19/22																	
at Georgia Tech	2/23/22																	
at Miami	2/26/22																	
Louisville	3/1/22																	
at Clemson	3/5/22																	

## PRODUCTION TRACKER

	This Season	Career
Scored 10+ Points	6	31
Scored 20+ Points	1	6
Led Tech in Scoring	3	12
Made 3+ 3FGs	4	19
Led Tech in 3FGM	5	18
Shot over 40% from 3	7	33
Had a Double-Double	-	-
Had Multiple Assists	9	31
Had Multiple Steals	-	4





# 5 STORM MURPHY

**GRADUATE STUDENT** Guard | 6-0 | 185 | Leadership Studies  
Middleton, Wisconsin | Wofford



## SEASON/CAREER BESTS

### POINTS

Season 18 vs. St. Bonaventure  
Career 28 vs. Western Carolina (1/23/21)

### REBOUNDS

Season 6 at Navy (11/12/21)  
Career 8 vs. South Florida (12/12/20)

### ASSISTS

Season 5 (2x), last vs. NC State (1/4/22)  
Career 11 vs. Samford (1/2/21)

### BLOCKS

Season -  
Career 1 (3x), last at Samford (3/2/19)

### STEALS

Season 1 (5x), last vs. St. Bona. (12/17/21)  
Career 4 vs. Mercer (3/3/18)

### MINUTES

Season 39 vs. Memphis (11/24/21)  
Career 40 at UNC Greensboro (2/19/20)

### FIELD GOALS MADE

Season 7 vs. St. Bonaventure (12/17/21)  
Career 10 vs. Western Carolina (1/23/21)

### FIELD GOALS ATTEMPTED

Season 10 vs. St. Bonaventure (12/17/21)  
Career 19 at Chattanooga (1/16/21)

### 3-PT. FIELD GOALS MADE

Season 4 (2x), last vs. St. Bona. (12/17/21)  
Career 5 (6x), last at VMI (1/13/21)

### 3-PT. FIELD GOALS ATTEMPTED

Season 7 vs. St. Bonaventure (12/17/21)  
Career 10 (6x), last vs. VMI (2/3/21)

### FREE THROWS MADE

Season 2 (2x), last vs. NC State (1/4/22)  
Career 8 (3x), last vs. The Citadel (2/17/21)

### FREE THROWS ATTEMPTED

Season 3 at Navy (11/12/21)  
Career 10 vs. The Citadel (2/17/21)

- Consummate point guard with four years of college experience.
- First-Team All-SoCon and named to SoCon All-Tournament Team last season.
- Averaged 17.8 points, 3.3 rebounds and 4.3 assists as a senior at Wofford - one of only 11 players to average that stat line or better nationally.
- NABC All-District 21 First Team selection who was featured on the Lou Henson Award Mid-Season Watch List.
- Started all 24 games in 2020-21.
- Tallied double figures in 21 of 24 contests, including 10 20-point performances, and dished over five assists on eight occasions.
- Graduated from Wofford with 1,315 career points, which rank 24th all-time in program history.

## 2021-22 GAME-BY-GAME STATS

OPPONENT	DATE	ST	MIN	FG-FGA	PCT	3FG-FGA	PCT	FT-FTA	PCT	OFF	DEF	TOT	PF	A	T/O	BLK	STL	PTS
Maine	11/9/21	*	26	2-7	.286	1-4	.250	0-0	.000	0	3	3	1	2	0	0	1	5
at Navy	11/12/21	*	32	4-9	.444	1-5	.200	2-3	.667	0	6	6	2	1	2	0	0	11
Radford	11/15/21	*	29	6-7	.857	4-5	.800	1-2	.500	0	1	1	0	3	3	0	1	17
St. Francis (Pa.)	11/18/21	*	29	2-6	.333	2-4	.500	1-2	.500	0	1	1	2	3	0	0	0	7
Merrimack	11/21/21	*	24	6-8	.750	2-4	.500	0-0	.000	0	0	0	2	1	3	0	1	14
vs. Memphis	11/24/21	*	39	2-8	.250	0-3	.000	1-2	.500	0	1	1	3	2	6	0	0	5
vs. Xavier	11/26/21	*	18	0-5	.000	0-3	.000	0-0	.000	0	1	1	4	0	1	0	1	0
at Maryland	12/1/21	*	32	0-4	.000	0-2	.000	0-0	.000	0	2	2	4	1	0	0	0	0
Wake Forest	12/4/21	*	34	3-7	.429	1-4	.250	0-0	.000	0	0	0	1	3	0	0	0	7
Cornell	12/8/21	*	20	3-5	.600	1-3	.333	0-0	.000	0	1	1	1	4	2	0	0	7
at Dayton	12/12/21	*	26	3-6	.500	2-4	.500	0-0	.000	0	2	2	2	5	3	0	0	8
vs. St. Bonaventure	12/17/21	*	24	7-10	.700	4-7	.571	0-0	.000	1	1	2	0	3	1	0	1	18
at Duke	12/22/21	*	35	3-8	.375	2-5	.400	0-0	.000	0	0	0	2	4	1	0	0	8
NC State	1/4/22	*	28	5-8	.625	2-3	.667	2-2	1.000	0	1	1	1	5	1	0	0	14
at Virginia	1/12/22																	
Notre Dame	1/15/22																	
at NC State	1/19/22																	
at Boston College	1/22/22																	
Miami	1/26/22																	
at Florida State	1/29/22																	
Georgia Tech	2/2/22																	
at Pittsburgh	2/5/22																	
Syracuse	2/12/22																	
Virginia	2/14/22																	
North Carolina	2/19/22																	
at Georgia Tech	2/23/22																	
at Miami	2/26/22																	
Louisville	3/1/22																	
at Clemson	3/5/22																	

## PRODUCTION TRACKER

	This Season	Career
Scored 10+ Points	5	64
Scored 20+ Points	-	12
Led Tech in Scoring	2	2
Made 3+ 3FGs	2	35
Led Tech in 3FGM	4	4
Shot over 40% from 3	7	78
Had a Double-Double	-	1
Had 5+ Assists	2	37
Had Multiple Steals	-	23



## CAREER STATS

	GP-GS	MIN	AVG	FG-FGA	FG%	3FG-FGA	3FG%	FT-FTA	FT%	OFF-DEF-TOT	AVG	PF-FO	AST	TO	BLK	STL	PTS	AVG
2017-18	34-29	932	27.4	70-160	.438	41-107	.383	32-38	.842	7-68-75	2.2	44-0	135	56	1	30	213	6.3
2018-19	34-33	890	26.2	98-196	.500	50-106	.472	27-32	.844	4-58-62	1.8	59-0	112	41	1	24	273	8.0
2019-20	34-34	1071	31.5	147-318	.462	64-152	.421	45-52	.865	10-80-90	2.6	56-1	121	75	1	25	403	11.9
2020-21	24-24	830	34.6	143-304	.470	70-175	.400	70-83	.843	14-64-78	3.3	29-0	104	65	-	23	426	17.8
2021-22	14-14	396	28.3	46-98	.469	22-56	.393	7-11	.636	1-20-21	1.5	23-0	40	24	0	5	121	8.6
<b>TOTAL</b>	<b>140-134</b>	<b>4117</b>	<b>29.4</b>	<b>504-1071</b>	<b>.471</b>	<b>252-599</b>	<b>.421</b>	<b>181-216</b>	<b>.838</b>	<b>36-290-330</b>	<b>2.4</b>	<b>205-1</b>	<b>507</b>	<b>260</b>	<b>5</b>	<b>113</b>	<b>1436</b>	<b>10.3</b>

# 10 CAMDEN JOHNSON

**FRESHMAN** Guard | 6-1 | 175 | Business, Undecided  
Waxhaw, North Carolina | Metrolina Christian Academy



## SEASON/CAREER BESTS

### POINTS

Season 3 vs. Merrimack (11/21/21)  
Career 3 vs. Merrimack (11/21/21)

### REBOUNDS

Season 1 vs. Merrimack (11/21/21)  
Career 1 vs. Merrimack (11/21/21)

### ASSISTS

Season 1 vs. Saint Francis (11/18/21)  
Career 1 vs. Saint Francis (11/18/21)

### BLOCKS

Season -  
Career -

### STEALS

Season 1 vs. Merrimack (11/21/21)  
Career 1 vs. Merrimack (11/21/21)

### MINUTES

Season 3 (2x), last vs. St. Bona. (12/17/21)  
Career 3 (2x), last vs. St. Bona. (12/17/21)

### FIELD GOALS MADE

Season 1 vs. Merrimack (11/21/21)  
Career 1 vs. Merrimack (11/21/21)

### FIELD GOALS ATTEMPTED

Season 1 (2x), last vs. St. Bona. (12/17/21)  
Career 1 (2x), last vs. St. Bona. (12/17/21)

### 3-PT. FIELD GOALS MADE

Season 1 vs. Merrimack (11/21/21)  
Career 1 vs. Merrimack (11/21/21)

### 3-PT. FIELD GOALS ATTEMPTED

Season 1 (2x), last vs. St. Bona. (12/17/21)  
Career 1 (2x), last vs. St. Bona. (12/17/21)

### FREE THROWS MADE

Season -  
Career -

### FREE THROWS ATTEMPTED

Season -  
Career -

## CAREER STATS

	GP-GS	MIN	AVG	FG-FGA	FG%	3FG-FGA	3FG%	FT-FTA	FT%	OFF-DEF-TOT	AVG	PF-FO	AST	TO	BLK	STL	PTS	AVG
2021-22	6-0	13	2.2	1-2	.500	1-2	.500	0-0	.000	0-1-1	0.2	1-0	1	0	0	1	3	0.5
<b>TOTAL</b>	<b>6-0</b>	<b>13</b>	<b>2.2</b>	<b>1-2</b>	<b>.500</b>	<b>1-2</b>	<b>.500</b>	<b>0-0</b>	<b>.000</b>	<b>0-1-1</b>	<b>0.2</b>	<b>1-0</b>	<b>1</b>	<b>0</b>	<b>0</b>	<b>1</b>	<b>3</b>	<b>0.5</b>

- Recruited as a preferred walk-on.
- Averaged 14 points, 6.6 rebounds, 3.2 assists and 2.3 steals per game his senior season at Metrolina.
- Parents, Joey and Cindy Johnson, both attended Virginia Tech.

## 2021-22 GAME-BY-GAME STATS

OPPONENT	DATE	ST	MIN	FG-FGA	PCT	3FG-FGA	PCT	FT-FTA	PCT	OFF	DEF	TOT	PF	A	T/O	BLK	STL	PTS
Maine	11/9/21		2	0-0	.000	0-0	.000	0-0	.000	0	0	0	0	0	0	0	0	0
at Navy	11/12/21									DNP								
Radford	11/15/21		1	0-0	.000	0-0	.000	0-0	.000	0	0	0	0	0	0	0	0	0
St. Francis (Pa.)	11/18/21		3	0-0	.000	0-0	.000	0-0	.000	0	0	0	0	1	0	0	0	0
Merrimack	11/21/21		2	1-1	1.000	1-1	1.000	0-0	.000	0	1	1	0	0	0	0	1	3
vs. Memphis	11/24/21									DNP								
vs. Xavier	11/26/21									DNP								
at Maryland	12/1/21									DNP								
Wake Forest	12/4/21									DNP								
Cornell	12/8/21		2	0-0	.000	0-0	.000	0-0	.000	0	0	0	0	0	0	0	0	0
at Dayton	12/12/21									DNP								
vs. St. Bonaventure	12/17/21		3	0-1	.000	0-1	.000	0-0	.000	0	0	0	1	0	0	0	0	0
at Duke	12/22/21									DNP								
NC State	1/4/22									DNP								
at Virginia	1/12/22																	
Notre Dame	1/15/22																	
at NC State	1/19/22																	
at Boston College	1/22/22																	
Miami	1/26/22																	
at Florida State	1/29/22																	
Georgia Tech	2/2/22																	
at Pittsburgh	2/5/22																	
Syracuse	2/12/22																	
Virginia	2/14/22																	
North Carolina	2/19/22																	
at Georgia Tech	2/23/22																	
at Miami	2/26/22																	
Louisville	3/1/22																	
at Clemson	3/5/22																	

## PRODUCTION TRACKER

	This Season
Scored 5+ Points	-
Scored 10+ Points	-
Made Multiple 3FGs	-
Made 3+ 3FGs	-
Led Tech in 3FGM	-
Shot over 40% from 3	1
Played 5+ Minutes	-
Had Multiple Assists	-
Had Multiple Steals	-





# 11 JALEN HAYNES

**FRESHMAN** Forward | 6-8 | 250 | Human Development  
Ft. Lauderdale, Florida | Montverde Academy



## SEASON/CAREER BESTS

### POINTS

Season 4 vs. Saint Francis (11/18/21)  
Career 4 vs. Saint Francis (11/18/21)

### REBOUNDS

Season 2 vs. Radford (11/15/21)  
Career 2 vs. Radford (11/15/21)

### ASSISTS

Season -  
Career -

### BLOCKS

Season -  
Career -

### STEALS

Season -  
Career -

### MINUTES

Season 5 vs. Maine (11/9/21)  
Career 5 vs. Maine (11/9/21)

### FIELD GOALS MADE

Season 2 vs. Saint Francis (11/18/21)  
Career 2 vs. Saint Francis (11/18/21)

### FIELD GOALS ATTEMPTED

Season 3 vs. Radford (11/15/21)  
Career 3 vs. Radford (11/15/21)

### 3-PT. FIELD GOALS MADE

Season -  
Career -

### 3-PT. FIELD GOALS ATTEMPTED

Season -  
Career -

### FREE THROWS MADE

Season 1 vs. St. Bonaventure (12/17/21)  
Career 1 vs. St. Bonaventure (12/17/21)

### FREE THROWS ATTEMPTED

Season 2 vs. St. Bonaventure (12/17/21)  
Career 2 vs. St. Bonaventure (12/17/21)

## CAREER STATS

	GP-GS	MIN	AVG	FG-FGA	FG%	3FG-FGA	3FG%	FT-FTA	FT%	OFF-DEF-TOT	AVG	PF-FO	AST	TO	BLK	STL	PTS	AVG
2021-22	7-0	22	3.1	3-7	.429	0-0	.000	1-3	.333	3-1-4	0.6	1-0	0	2	0	0	7	1.0
<b>TOTAL</b>	<b>7-0</b>	<b>22</b>	<b>3.1</b>	<b>3-7</b>	<b>.429</b>	<b>0-0</b>	<b>.000</b>	<b>1-3</b>	<b>.333</b>	<b>3-1-4</b>	<b>0.6</b>	<b>1-0</b>	<b>0</b>	<b>2</b>	<b>0</b>	<b>0</b>	<b>7</b>	<b>1.0</b>

- Played a postgraduate season at Montverde Academy during the 2020-21 season for head coach Ben Wisniewski; averaged 20.2 points and 10.6 rebounds. *First name pronounced: JAY-lin*
- Before Montverde, played at Dillard High School for legendary head coach Darryl Burrows.
- At Dillard in 2019-20, averaged 18 points, 10 rebounds and two blocks, while leading the Panthers to a 24-8 record and to the state title game.
- Three-star recruit by 247Sports.
- Chose the Hokies over Mississippi State, Boston College and UCF.

## 2021-22 GAME-BY-GAME STATS

OPPONENT	DATE	ST	MIN	FG-FGA	PCT	3FG-FGA	PCT	FT-FTA	PCT	OFF	DEF	TOT	PF	A	T/O	BLK	STL	PTS
Maine	11/9/21		5	0-0	.000	0-0	.000	0-1	.000	0	0	0	1	0	0	0	0	0
at Navy	11/12/21		1	0-0	.000	0-0	.000	0-0	.000	0	0	0	0	0	0	0	0	0
Radford	11/15/21		4	0-3	.000	0-0	.000	0-0	.000	1	1	2	0	0	0	0	0	0
St. Francis (Pa.)	11/18/21		3	2-2	1.000	0-0	.000	0-0	.000	1	0	1	0	0	0	0	0	4
Merrimack	11/21/21		2	0-0	.000	0-0	.000	0-0	.000	0	0	0	0	0	1	0	0	0
vs. Memphis	11/24/21								DNP									
vs. Xavier	11/26/21								DNP									
at Maryland	12/1/21								DNP									
Wake Forest	12/4/21								DNP									
Cornell	12/8/21		2	0-1	.000	0-0	.000	0-0	.000	0	0	0	0	0	0	0	0	0
at Dayton	12/12/21								DNP									
vs. St. Bonaventure	12/17/21		5	1-1	1.000	0-0	.000	1-2	.500	1	0	1	0	0	1	0	0	3
at Duke	12/22/21								DNP									
NC State	1/4/22								DNP									
at Virginia	1/12/22																	
Notre Dame	1/15/22																	
at NC State	1/19/22																	
at Boston College	1/22/22																	
Miami	1/26/22																	
at Florida State	1/29/22																	
Georgia Tech	2/2/22																	
at Pittsburgh	2/5/22																	
Syracuse	2/12/22																	
Virginia	2/14/22																	
North Carolina	2/19/22																	
at Georgia Tech	2/23/22																	
at Miami	2/26/22																	
Louisville	3/1/22																	
at Clemson	3/5/22																	

## PRODUCTION TRACKER

	This Season
Scored 10+ Points	-
Had 5+ Rebounds	-
Had Multiple Blocks	-
Led Tech in Blocks	-
Had Multiple Steals	-
Shot over 50% from the floor	2
Played 10+ Minutes	-
Shot 5+ Free Throws	-
Had Multiple Dunks	-



# 13 DARIUS MADDOX

**SOPHOMORE** Guard | 6-5 | 185 | Sports Media and Analytics  
Bowie, Maryland | Oak Hill Academy



## SEASON/CAREER BESTS

### POINTS

Season 14 vs. Cornell (12/8/21)  
Career 14 vs. Cornell (12/8/21)

### REBOUNDS

Season 4 vs. Cornell (12/8/21)  
Career 4 vs. Cornell (12/8/21)

### ASSISTS

Season 2 at Duke (12/22/21)  
Career 2 at Duke (12/22/21)

### BLOCKS

Season 2 at Maryland (12/1/21)  
Career 2 at Maryland (12/1/21)

### STEALS

Season 1 (4x), last vs. NC State (1/4/22)  
Career 1 (4x), last vs. NC State (1/4/22)

### MINUTES

Season 23 vs. Cornell (12/8/21)  
Career 23 vs. Cornell (12/8/21)

### FIELD GOALS MADE

Season 4 (3x), last vs. Cornell (12/8/21)  
Career 4 (3x), last vs. Cornell (12/8/21)

### FIELD GOALS ATTEMPTED

Season 8 vs. Cornell (12/8/21)  
Career 8 vs. Cornell (12/8/21)

### 3-PT. FIELD GOALS MADE

Season 3 vs. Saint Francis (11/18/21)  
Career 3 (2x), last vs. Saint Francis (11/18/21)

### 3-PT. FIELD GOALS ATTEMPTED

Season 4 vs. Cornell (12/8/21)  
Career 4 vs. Cornell (12/8/21)

### FREE THROWS MADE

Season 4 (2x), last vs. Cornell (12/8/21)  
Career 4 (2x), last vs. Cornell (12/8/21)

### FREE THROWS ATTEMPTED

Season 4 (3x), last vs. St. Bona. (12/17/21)  
Career 4 (3x), last vs. St. Bona. (12/17/21)

## CAREER STATS

	GP-GS	MIN	AVG	FG-FGA	FG%	3FG-FGA	3FG%	FT-FTA	FT%	OFF-DEF-TOT	AVG	PF-FO	AST	TO	BLK	STL	PTS	AVG
2020-21	11-0	35	3.2	3-11	.273	3-7	.429	0-0	.000	2-0-2	0.2	3-0	3	1	1	0	9	0.8
2021-22	14-0	217	15.5	27-52	.519	13-26	.500	12-15	.800	6-20-26	1.9	14-0	6	7	4	4	79	5.6
<b>TOTAL</b>	<b>25-0</b>	<b>252</b>	<b>10.1</b>	<b>30-63</b>	<b>.476</b>	<b>16-33</b>	<b>.485</b>	<b>12-15</b>	<b>.800</b>	<b>8-20-28</b>	<b>1.1</b>	<b>17-0</b>	<b>9</b>	<b>8</b>	<b>5</b>	<b>4</b>	<b>88</b>	<b>3.5</b>

- Dropped in a career-high 14 points on 4-of-8 shooting vs. Cornell; also set or tied career highs in rebounds (four), minutes played (23), field goals made (four) and free throws made (four).
- Appeared in 11 games in 2020-21, recording a season-high nine points vs. Coppin State (12/19/20).
- Rated 84th overall and the 14th-best shooting guard on 247 Sports.
- Chose the Hokies over Cincinnati, Creighton, Georgetown and Seton Hall.

## 2021-22 GAME-BY-GAME STATS

OPPONENT	DATE	ST	MIN	FG-FGA	PCT	3FG-FGA	PCT	FT-FTA	PCT	OFF	DEF	TOT	PF	A	T/O	BLK	STL	PTS
Maine	11/9/21		19	4-7	.571	1-1	1.000	0-0	.000	0	2	2	1	0	2	0	0	9
at Navy	11/12/21		15	2-5	.400	0-2	.000	0-1	.000	1	2	3	2	1	0	0	0	4
Radford	11/15/21		16	2-3	.667	2-3	.667	0-0	.000	0	1	1	0	1	1	0	0	6
St. Francis (Pa.)	11/18/21		18	4-4	1.000	3-3	1.000	0-0	.000	1	2	3	1	0	2	0	0	11
Merrimack	11/21/21		16	1-4	.250	1-2	.500	1-2	.500	1	2	3	0	0	0	0	0	4
vs. Memphis	11/24/21		14	2-2	1.000	1-1	1.000	0-0	.000	0	0	0	0	0	0	0	0	5
vs. Xavier	11/26/21		17	0-2	.000	0-2	.000	4-4	1.000	0	1	1	1	0	1	0	0	4
at Maryland	12/1/21		12	2-2	1.000	0-0	.000	0-0	.000	1	1	2	0	0	1	2	1	4
Wake Forest	12/4/21		12	2-3	.667	1-1	1.000	0-0	.000	0	1	1	1	0	0	0	1	5
Cornell	12/8/21		23	4-8	.500	2-4	.500	4-4	1.000	0	4	4	1	0	0	1	1	14
at Dayton	12/12/21		11	0-2	.000	0-0	.000	0-0	.000	1	0	1	3	0	0	0	0	0
vs. St. Bonaventure	12/17/21		17	2-4	.500	1-3	.333	3-4	.750	1	1	2	1	1	0	0	0	8
at Duke	12/22/21		16	1-3	.333	0-2	.000	0-0	.000	0	1	1	3	2	0	0	0	2
NC State	1/4/22		11	1-3	.333	1-2	.500	0-0	.000	0	2	2	0	1	0	1	1	3
at Virginia	1/12/22																	
Notre Dame	1/15/22																	
at NC State	1/19/22																	
at Boston College	1/22/22																	
Miami	1/26/22																	
at Florida State	1/29/22																	
Georgia Tech	2/2/22																	
at Pittsburgh	2/5/22																	
Syracuse	2/12/22																	
Virginia	2/14/22																	
North Carolina	2/19/22																	
at Georgia Tech	2/23/22																	
at Miami	2/26/22																	
Louisville	3/1/22																	
at Clemson	3/5/22																	

## PRODUCTION TRACKER

	This Season	Career
Scored 10+ Points	2	2
Scored 20+ Points	-	-
Led Tech in Scoring	-	-
Made 3+ 3FGs	1	2
Led Tech in 3FGM	1	1
Shot over 40% from 3	8	9
Had a Double-Double	-	-
Had Multiple Assists	1	1
Had Multiple Steals	-	-





# 14 BEN VARGA

**FRESHMAN** Guard | 5-10 | 170 | Business, Undecided  
Louisville, Kentucky | St. Xavier



## SEASON/CAREER BESTS

### POINTS

Season 3 vs. Merrimack (11/21/21)  
Career 3 vs. Merrimack (11/21/21)

### REBOUNDS

Season -  
Career -

### ASSISTS

Season -  
Career -

### BLOCKS

Season -  
Career -

### STEALS

Season -  
Career -

### MINUTES

Season 3 vs. St. Bonaventure (12/17/21)  
Career 3 vs. St. Bonaventure (12/17/21)

### FIELD GOALS MADE

Season 1 vs. Merrimack (11/21/21)  
Career 1 vs. Merrimack (11/21/21)

### FIELD GOALS ATTEMPTED

Season 2 (2x), last vs. St. Bona. (12/17/21)  
Career 2 (2x), last vs. St. Bona. (12/17/21)

### 3-PT. FIELD GOALS MADE

Season 1 vs. Merrimack (11/21/21)  
Career 1 vs. Merrimack (11/21/21)

### 3-PT. FIELD GOALS ATTEMPTED

Season 2 vs. Merrimack (11/21/21)  
Career 2 vs. Merrimack (11/21/21)

### FREE THROWS MADE

Season -  
Career -

### FREE THROWS ATTEMPTED

Season -  
Career -

## CAREER STATS

	GP-GS	MIN	AVG	FG-FGA	FG%	3FG-FGA	3FG%	FT-FTA	FT%	OFF-DEF-TOT	AVG	PF-FO	AST	TO	BLK	STL	PTS	AVG
2021-22	5-0	10	2.0	1-5	.200	1-4	.250	0-0	.000	0-0-0	0.0	0-0	0	0	0	0	3	0.6
<b>TOTAL</b>	<b>5-0</b>	<b>10</b>	<b>2.0</b>	<b>1-5</b>	<b>.200</b>	<b>1-4</b>	<b>.250</b>	<b>0-0</b>	<b>.000</b>	<b>0-0-0</b>	<b>0.0</b>	<b>0-0</b>	<b>0</b>	<b>0</b>	<b>0</b>	<b>0</b>	<b>3</b>	<b>0.6</b>

- Recruited as a preferred walk-on.
- Played four years at St. Xavier High School for head coach Kevin Klein.
- Holds school record for career 3-pointers made, school record for 3-pointers made in a game and school record for 3-pointers made in a season.
- Led Kentucky in 3-pointers his senior year - averaged 18 ppg and four 3-pointers per game.
- Dad played tennis at the University of Kentucky.

*Last name pronounced: VAR-guh*

## 2021-22 GAME-BY-GAME STATS

OPPONENT	DATE	ST	MIN	FG-FGA	PCT	3FG-FGA	PCT	FT-FTA	PCT	OFF	DEF	TOT	PF	A	T/O	BLK	STL	PTS
Maine	11/9/21		2	0-0	.000	0-0	.000	0-0	.000	0	0	0	0	0	0	0	0	0
at Navy	11/12/21							DNP										
Radford	11/15/21		1	0-0	.000	0-0	.000	0-0	.000	0	0	0	0	0	0	0	0	0
St. Francis (Pa.)	11/18/21							DNP										
Merrimack	11/21/21		2	1-2	.500	1-2	.500	0-0	.000	0	0	0	0	0	0	0	0	3
vs. Memphis	11/24/21							DNP										
vs. Xavier	11/26/21							DNP										
at Maryland	12/1/21							DNP										
Wake Forest	12/4/21							DNP										
Cornell	12/8/21		2	0-1	.000	0-1	.000	0-0	.000	0	0	0	0	0	0	0	0	0
at Dayton	12/12/21							DNP										
vs. St. Bonaventure	12/17/21		3	0-2	.000	0-1	.000	0-0	.000	0	0	0	0	0	0	0	0	0
at Duke	12/22/21							DNP										
NC State	1/4/22							DNP										
at Virginia	1/12/22																	
Notre Dame	1/15/22																	
at NC State	1/19/22																	
at Boston College	1/22/22																	
Miami	1/26/22																	
at Florida State	1/29/22																	
Georgia Tech	2/2/22																	
at Pittsburgh	2/5/22																	
Syracuse	2/12/22																	
Virginia	2/14/22																	
North Carolina	2/19/22																	
at Georgia Tech	2/23/22																	
at Miami	2/26/22																	
Louisville	3/1/22																	
at Clemson	3/5/22																	

## PRODUCTION TRACKER

	This Season
Scored 5+ Points	-
Scored 10+ Points	-
Made Multiple 3FGs	-
Made 3+ 3FGs	-
Led Tech in 3FGM	-
Shot over 40% from 3	1
Played 5+ Minutes	-
Had Multiple Assists	-
Had Multiple Steals	-



# 15 LYNN KIDD

**SOPHOMORE** Center | 6-10 | 240 | Public Health  
Gainesville, Florida | Clemson



## SEASON/CAREER BESTS

### POINTS

Season 3 vs. Saint Francis (11/18/21)  
Career 4 vs. Florida State (1/23/21)

### REBOUNDS

Season 3 vs. Maine (11/9/21)  
Career 4 vs. South Carolina State (12/2/20)

### ASSISTS

Season -  
Career 1 vs. Mississippi State (11/25/20)

### BLOCKS

Season 1 (2x), last vs. St. Bona. (12/17/21)  
Career 2 vs. South Carolina State (12/2/20)

### STEALS

Season -  
Career -

### MINUTES

Season 6 vs. St. Bonaventure (12/17/21)  
Career 12 vs. South Carolina State (12/2/20)

### FIELD GOALS MADE

Season 1 vs. Saint Francis (11/18/21)  
Career 1 (3x), last vs. Saint Francis (11/18/21)

### FIELD GOALS ATTEMPTED

Season 3 vs. Saint Francis (11/18/21)  
Career 5 vs. South Carolina State (12/2/20)

### 3-PT. FIELD GOALS MADE

Season -  
Career -

### 3-PT. FIELD GOALS ATTEMPTED

Season -  
Career -

### FREE THROWS MADE

Season 1 vs. Saint Francis (11/18/21)  
Career 2 (2x), last vs. Florida State (1/23/21)

### FREE THROWS ATTEMPTED

Season 1 vs. Saint Francis (11/18/21)  
Career 2 (2x), last vs. Florida State (1/23/21)

## CAREER STATS

	GP-GS	MIN	AVG	FG-FGA	FG%	3FG-FGA	3FG%	FT-FTA	FT%	OFF-DEF-TOT	AVG	PF-FO	AST	TO	BLK	STL	PTS	AVG
2020-21	7-0	33	4.7	2-6	.333	0-0	.000	4-4	1.000	4-3-7	1.0	6-0	1	2	2	0	8	1.1
2021-22	6-0	21	3.5	1-6	.167	0-0	.000	1-1	1.000	4-4-8	1.3	0-0	0	3	2	0	3	0.5
<b>TOTAL</b>	<b>13-0</b>	<b>54</b>	<b>4.2</b>	<b>3-12</b>	<b>.250</b>	<b>0-0</b>	<b>.000</b>	<b>5-5</b>	<b>1.000</b>	<b>8-7-15</b>	<b>1.2</b>	<b>6-0</b>	<b>1</b>	<b>5</b>	<b>4</b>	<b>0</b>	<b>11</b>	<b>0.8</b>

- Played in seven games, totaling eight points in 33 minutes of action as a freshman at Clemson.
- Reclassified from the 2021 recruiting class to 2020.
- No. 77 overall prospect on ESPN's Top-100 list of high school juniors; four-star recruit.
- Chose Clemson over Virginia Tech, Miami, Wake Forest, Auburn and Florida during his initial recruitment.

## 2021-22 GAME-BY-GAME STATS

OPPONENT	DATE	ST	MIN	FG-FGA	PCT	3FG-FGA	PCT	FT-FTA	PCT	OFF	DEF	TOT	PF	A	T/O	BLK	STL	PTS
Maine	11/9/21		4	0-1	.000	0-0	.000	0-0	.000	2	1	3	0	0	2	0	0	0
at Navy	11/12/21									DNP								
Radford	11/15/21		1	0-1	.000	0-0	.000	0-0	.000	0	0	0	0	0	0	0	0	0
St. Francis (Pa.)	11/18/21		4	1-3	.333	0-0	.000	1-1	1.000	1	0	1	0	0	0	0	0	3
Merrimack	11/21/21		3	0-0	.000	0-0	.000	0-0	.000	0	2	2	0	0	0	1	0	0
vs. Memphis	11/24/21									DNP								
vs. Xavier	11/26/21									DNP								
at Maryland	12/1/21									DNP								
Wake Forest	12/4/21									DNP								
Cornell	12/8/21		3	0-1	.000	0-0	.000	0-0	.000	1	1	2	0	0	0	0	0	0
at Dayton	12/12/21									DNP								
vs. St. Bonaventure	12/17/21		6	0-0	.000	0-0	.000	0-0	.000	0	0	0	0	0	1	1	0	0
at Duke	12/22/21									DNP								
NC State	1/4/22									DNP								
at Virginia	1/12/22																	
Notre Dame	1/15/22																	
at NC State	1/19/22																	
at Boston College	1/22/22																	
Miami	1/26/22																	
at Florida State	1/29/22																	
Georgia Tech	2/2/22																	
at Pittsburgh	2/5/22																	
Syracuse	2/12/22																	
Virginia	2/14/22																	
North Carolina	2/19/22																	
at Georgia Tech	2/23/22																	
at Miami	2/26/22																	
Louisville	3/1/22																	
at Clemson	3/5/22																	

## PRODUCTION TRACKER

	This Season	Career
Scored 10+ Points	-	-
Had 5+ Rebounds	-	-
Had Multiple Blocks	-	1
Led Tech in Blocks	-	-
Had Multiple Steals	-	-
Shot over 50% from the floor	-	1
Played 10+ Minutes	-	1
Shot 5+ Free Throws	-	-
Had Multiple Dunks	-	-





# 21 JOHN OJIAKO

**JUNIOR** Center | 6-10 | 245 | Public Health  
Lagos, Nigeria | Admiral Farragut (Fla.)



## SEASON/CAREER BESTS

### POINTS

Season 9 vs. Maine (11/9/21)  
Career 15 vs. UMES (12/29/19)

### REBOUNDS

Season 5 (2x), last vs. Merrimack (11/21/21)  
Career 9 (2x), last vs. Pittsburgh (2/15/20)

### ASSISTS

Season 1 vs. Cornell (12/8/21)  
Career 1 (3x), last vs. Cornell (12/8/21)

### BLOCKS

Season 2 vs. St. Bonaventure (12/17/21)  
Career 5 vs. Miami (2/19/20)

### STEALS

Season -  
Career 2 vs. USC Upstate (11/13/19)

### MINUTES

Season 14 vs. Merrimack (11/21/21)  
Career 23 vs. Miami (2/19/20)

### FIELD GOALS MADE

Season 4 vs. Maine (11/9/21)  
Career 5 vs. UMES (12/29/19)

### FIELD GOALS ATTEMPTED

Season 8 vs. Maine (11/9/21)  
Career 10 vs. UMES (12/29/19)

### 3-PT. FIELD GOALS MADE

Season -  
Career -

### 3-PT. FIELD GOALS ATTEMPTED

Season -  
Career -

### FREE THROWS MADE

Season 5 vs. St. Bonaventure (12/17/21)  
Career 5 (2x), last vs. St. Bona. (12/17/21)

### FREE THROWS ATTEMPTED

Season 6 vs. St. Bonaventure (12/17/21)  
Career 6 (2x), last vs. St. Bona. (12/17/21)

## CAREER STATS

	GP-GS	MIN	AVG	FG-FGA	FG%	3FG-FGA	3FG%	FT-FTA	FT%	OFF-DEF-TOT	AVG	PF-FO	AST	TO	BLK	STL	PTS	AVG
2019-20	31-2	325	10.5	33-61	.541	0-0	.000	19-28	.679	35-50-85	2.7	47-2	2	17	23	6	85	2.7
2020-21	6-0	16	2.7	1-4	.250	0-0	.000	0-2	.000	0-1-1	0.2	4-0	0	1	2	0	2	0.3
2021-22	10-0	81	8.1	13-23	.565	0-0	.000	9-11	.818	15-14-29	2.9	9-0	1	6	5	0	35	3.5
<b>TOTAL</b>	<b>47-2</b>	<b>421</b>	<b>9.0</b>	<b>47-88</b>	<b>.534</b>	<b>0-0</b>	<b>.000</b>	<b>28-41</b>	<b>.683</b>	<b>50-65-115</b>	<b>2.4</b>	<b>59-1</b>	<b>3</b>	<b>24</b>	<b>30</b>	<b>6</b>	<b>122</b>	<b>2.6</b>

- Battled through injuries most of 2020-21.
- Played in six games last season, throwing down a dunk for his lone bucket of the year.
- Played at Admiral Farragut High School in Florida during 2018-19.
- Originally from Nigeria, played his high school basketball first in Kentucky and then in St. Petersburg, Florida.
- Rated as the No. 25 center in the nation and No. 10 player in Florida by ESPN.
- Three-star prospect on 247 Sports and Rivals.com.
- Hopes to become a medical doctor.

*Last name pronounced: oh-GEE-ah-koh*

## 2021-22 GAME-BY-GAME STATS

OPPONENT	DATE	ST	MIN	FG-FGA	PCT	3FG-FGA	PCT	FT-FTA	PCT	OFF	DEF	TOT	PF	A	T/O	BLK	STL	PTS
Maine	11/9/21		12	4-8	.500	0-0	.000	1-1	1.000	2	2	4	2	0	0	0	0	9
at Navy	11/12/21		9	3-3	1.000	0-0	.000	0-0	.000	1	1	2	1	0	1	1	0	6
Radford	11/15/21		10	0-1	.000	0-0	.000	0-0	.000	1	4	5	3	0	0	0	0	0
St. Francis (Pa.)	11/18/21		9	2-4	.500	0-0	.000	2-2	1.000	2	1	3	1	0	2	1	0	6
Merrimack	11/21/21		14	3-4	.750	0-0	.000	0-0	.000	1	4	5	0	0	0	0	0	6
vs. Memphis	11/24/21		4	0-0	.000	0-0	.000	0-0	.000	0	0	0	0	0	0	0	0	0
vs. Xavier	11/26/21								DNP									
at Maryland	12/1/21		3	0-1	.000	0-0	.000	0-0	.000	0	0	0	0	0	0	0	0	0
Wake Forest	12/4/21		3	1-1	1.000	0-0	.000	0-0	.000	2	1	3	0	0	0	0	0	2
Cornell	12/8/21		8	0-1	.000	0-0	.000	1-2	.500	3	1	4	1	1	1	1	0	1
at Dayton	12/12/21								DNP									
vs. St. Bonaventure	12/17/21		9	0-0	.000	0-0	.000	5-6	.833	2	0	2	1	0	2	2	0	5
at Duke	12/22/21								DNP									
NC State	1/4/22								DNP									
at Virginia	1/12/22																	
Notre Dame	1/15/22																	
at NC State	1/19/22																	
at Boston College	1/22/22																	
Miami	1/26/22																	
at Florida State	1/29/22																	
Georgia Tech	2/2/22																	
at Pittsburgh	2/5/22																	
Syracuse	2/12/22																	
Virginia	2/14/22																	
North Carolina	2/19/22																	
at Georgia Tech	2/23/22																	
at Miami	2/26/22																	
Louisville	3/1/22																	
at Clemson	3/5/22																	

## PRODUCTION TRACKER

	This Season	Career
Scored 10+ Points	-	1
Had 5+ Rebounds	2	8
Had Multiple Blocks	1	8
Led Tech in Blocks	2	10
Had Multiple Steals	-	1
Shot over 50% from the floor	5	25
Played 10+ Minutes	3	18
Shot 5+ Free Throws	1	3
Had Multiple Dunks	-	-



# 22 KEVE ALUMA

**R-SENIOR** Forward | 6-9 | 235 | Sociology (2nd undergraduate degree)  
Berlin, Maryland | Wofford



## SEASON/CAREER BESTS

### POINTS

Season 25 at Duke (12/22/21)  
Career 30 at Pittsburgh (2/3/21)

### REBOUNDS

Season 12 at Maryland (12/1/21)  
Career 14 vs. Georgia Tech (2/23/21)

### ASSISTS

Season 5 vs. Wake Forest (12/4/21)  
Career 5 (4x), last vs. Wake Forest (12/4/21)

### BLOCKS

Season 3 vs. Merrimack (11/21/21)  
Career 4 at Wake Forest (1/17/21)

### STEALS

Season 3 vs. St. Bonaventure (12/17/21)  
Career 3 (2x), last vs. St. Bona. (12/17/21)

### MINUTES

Season 38 at Duke (12/22/21)  
Career 43 at Miami (2/6/21)

### FIELD GOALS MADE

Season 11 at Duke (12/22/21)  
Career 11 at Duke (12/22/21)

### FIELD GOALS ATTEMPTED

Season 20 at Duke (12/22/21)  
Career 20 at Duke (12/22/21)

### 3-PT. FIELD GOALS MADE

Season 4 vs. Wake Forest (12/4/21)  
Career 5 vs. Wake Forest (2/27/21)

### 3-PT. FIELD GOALS ATTEMPTED

Season 7 vs. Wake Forest (12/4/21)  
Career 7 (2x), last vs. Wake Forest (12/4/21)

### FREE THROWS MADE

Season 10 at Navy (11/12/21)  
Career 10 at Navy (11/12/21)

### FREE THROWS ATTEMPTED

Season 10 at Navy (11/12/21)  
Career 13 vs. VMI (12/3/20)

## CAREER STATS

	GP-GS	MIN	AVG	FG-FGA	FG%	3FG-FGA	3FG%	FT-FTA	FT%	OFF-DEF-TOT	AVG	PF-FO	AST	TO	BLK	STL	PTS	AVG
2017-18	33-2	439	13.3	30-53	.566	0-0	.000	24-42	.571	45-68-113	3.4	63-2	18	20	13	6	84	2.5
2018-19	35-34	930	26.6	94-141	.667	0-1	.000	54-94	.574	92-147-239	6.8	81-3	34	36	31	23	242	6.9
2019-20									DNP									
2020-21	22-22	674	30.6	118-241	.490	20-57	.351	78-108	.722	56-118-174	7.9	52-1	48	41	29	15	334	15.2
2021-22	14-14	412	29.4	84-165	.509	8-34	.235	37-50	.740	35-54-89	6.4	35-1	27	20	12	9	213	15.2
<b>TOTAL</b>	<b>104-72</b>	<b>2456</b>	<b>23.6</b>	<b>326-600</b>	<b>.543</b>	<b>28-92</b>	<b>.304</b>	<b>193-294</b>	<b>.656</b>	<b>228-387-615</b>	<b>5.9</b>	<b>231-7</b>	<b>127</b>	<b>117</b>	<b>85</b>	<b>53</b>	<b>873</b>	<b>8.4</b>

- Returns after exploring his 2021 NBA Draft options. *Name pronounced: kev-AYE ah-LOU-muh*
- Second-Team All-ACC pick in 2020-21.
- Only Hokie to start all 22 games Tech played.
- Averaged a team-high 15.2 points per game, which ranked ninth in the ACC.
- Posted a team-best six double-doubles last season.
- Two-time ACC Player of the Week (11/30/20, 2/1/21).
- Earned his first undergraduate degree in human development from Virginia Tech in May 2021.
- Currently working on his second undergraduate degree in sociology.

## 2021-22 GAME-BY-GAME STATS

OPPONENT	DATE	ST	MIN	FG-FGA	PCT	3FG-FGA	PCT	FT-FTA	PCT	OFF	DEF	TOT	PF	A	T/O	BLK	STL	PTS
Maine	11/9/21	*	18	3-5	.600	0-1	.000	2-2	1.000	0	0	0	3	0	0	1	0	8
at Navy	11/12/21	*	24	5-9	.556	0-0	.000	10-10	1.000	2	4	6	4	1	1	1	1	20
Radford	11/15/21	*	23	5-8	.625	0-2	.000	0-0	.000	0	4	4	3	1	2	2	0	10
St. Francis (Pa.)	11/18/21	*	24	6-13	.462	0-5	.000	6-8	.750	2	5	7	3	1	1	0	0	18
Merrimack	11/21/21	*	24	2-3	.667	0-0	.000	2-4	.500	2	3	5	1	2	1	3	0	6
vs. Memphis	11/24/21	*	36	5-17	.294	1-3	.333	3-4	.750	5	6	11	5	1	1	0	2	14
vs. Xavier	11/26/21	*	37	6-11	.545	0-1	.000	0-1	.000	0	5	5	0	2	1	0	0	12
at Maryland	12/1/21	*	35	6-14	.429	1-4	.250	4-6	.667	5	7	12	2	2	2	2	0	17
Wake Forest	12/4/21	*	36	8-16	.500	4-7	.571	3-4	.750	4	5	9	3	5	4	0	0	23
Cornell	12/8/21	*	22	8-9	.889	0-1	.000	0-0	.000	2	3	5	3	1	0	1	1	16
at Dayton	12/12/21	*	37	7-15	.467	0-2	.000	0-2	.000	3	3	6	2	2	3	0	1	14
vs. St. Bonaventure	12/17/21	*	24	5-11	.455	0-2	.000	2-2	1.000	1	2	3	1	4	0	2	3	12
at Duke	12/22/21	*	38	11-20	.550	1-3	.333	2-2	1.000	5	5	10	2	3	2	0	1	25
NC State	1/4/22	*	34	7-14	.500	1-3	.333	3-5	.600	4	2	6	3	2	2	0	0	18
at Virginia	1/12/22																	
Notre Dame	1/15/22																	
at NC State	1/19/22																	
at Boston College	1/22/22																	
Miami	1/26/22																	
at Florida State	1/29/22																	
Georgia Tech	2/2/22																	
at Pittsburgh	2/5/22																	
Syracuse	2/12/22																	
Virginia	2/14/22																	
North Carolina	2/19/22																	
at Georgia Tech	2/23/22																	
at Miami	2/26/22																	
Louisville	3/1/22																	
at Clemson	3/5/22																	

## PRODUCTION TRACKER

	This Season	Career
Scored 10+ Points	12	37
Scored 20+ Points	3	8
Led Tech in Scoring	8	16
Had 10+ Rebounds	3	18
Led Tech in Rebounding	3	15
Had a Double-Double	3	11
Shot over 50% from the floor	9	68
Made 3+ 3FGs	1	4
Shot 5+ Free Throws	4	22





# 25 JUSTYN MUTTS

**GRADUATE STUDENT** Forward | 6-7 | 230 | Educational Psychology (2nd master's degree)  
Millville, New Jersey | Delaware



## SEASON/CAREER BESTS

### POINTS

Season 20 at Duke (12/22/21)  
Career 30 at Hofstra (1/23/20)

### REBOUNDS

Season 12 vs. Memphis (11/24/21)  
Career 16 vs. UMES (11/29/19)

### ASSISTS

Season 6 vs. Maine (11/9/21)  
Career 7 at Miami (2/6/21)

### BLOCKS

Season 2 vs. NC State (1/4/22)  
Career 4 (3x), last vs. Hofstra (3/9/20)

### STEALS

Season 4 vs. Memphis (11/24/21)  
Career 5 at Pittsburgh (11/28/17)

### MINUTES

Season 38 vs. Memphis (11/24/21)  
Career 39 (2x), last at Miami (2/6/21)

### FIELD GOALS MADE

Season 7 (3x), last at Duke (12/22/21)  
Career 14 at Hofstra (1/23/20)

### FIELD GOALS ATTEMPTED

Season 14 at Duke (12/22/21)  
Career 17 at Hofstra (1/23/20)

### 3-PT. FIELD GOALS MADE

Season 2 at Maryland (12/1/21)  
Career 3 (2x), last vs. North Carolina (3/11/21)

### 3-PT. FIELD GOALS ATTEMPTED

Season 4 at Dayton (12/12/21)  
Career 5 (3x), last vs. North Carolina (3/11/21)

### FREE THROWS MADE

Season 6 at Duke (12/22/21)  
Career 8 vs. UMES (11/29/19)

### FREE THROWS ATTEMPTED

Season 7 at Duke (12/22/21)  
Career 8 (3x), last vs. Columbia (12/2/19)

## CAREER STATS

	GP-GS	MIN	AVG	FG-FGA	FG%	3FG-FGA	3FG%	FT-FTA	FT%	OFF-DEF-TOT	AVG	PF-FO	AST	TO	BLK	STL	PTS	AVG	
2017-18	28-18	568	20.3	71-132	.538	0-1	.000	26-47	.553	38-74-112	4.0	86-2	39	42	32	30	168	6.0	
2018-19									DNP										
2019-20	33-32	1047	31.7	162-301	.538	2-18	.111	75-102	.735	66-210-276	8.4	110-7	72	82	34	44	401	12.2	
2020-21	22-21	650	29.5	83-162	.512	15-45	.333	27-53	.509	37-104-141	6.4	62-2	49	51	17	13	208	9.5	
2021-22	14-14	393	28.1	58-113	.513	8-25	.320	15-24	.625	28-76-104	7.4	38-0	39	33	8	19	139	9.9	
<b>TOTAL</b>	<b>97-85</b>	<b>2658</b>	<b>27.4</b>	<b>374-708</b>	<b>.528</b>	<b>25-89</b>	<b>.281</b>	<b>143-226</b>	<b>.633</b>	<b>169-464-633</b>	<b>6.5</b>	<b>296-11</b>	<b>199</b>	<b>208</b>	<b>91</b>	<b>106</b>	<b>916</b>	<b>9.4</b>	

- Candidate for 2021-22 Senior CLASS Award. *First name pronounced: JUST-in*
- Focused on improving his shooting form in the offseason.
- Started 21 of 22 games he played in last season.
- Reached double-figure scoring nine times in his first season as a Hokie.
- ACC All-Academic Team member in 2020-21.
- At Delaware, led the Blue Hens in rebounding and was fifth in the CAA in rebounds per game with 8.4 in 2019-20.
- Second on the team in points per game (12.2) and turned in 11 double-doubles - the third most in the CAA.
- Had 19 double-digit scoring outings and 13 double-figure rebounding efforts in 2019-20.
- Sat out the 2018-19 season due to NCAA transfer policy.
- As a freshman at High Point, Big South All-Freshman Team honoree.
- Chose the Hokies over Mississippi State and Houston.
- Earned his master's degree from Virginia Tech's OMALS program in May 2021.
- Currently working on his second graduate degree in educational psychology.

## 2021-22 GAME-BY-GAME STATS

OPPONENT	DATE	ST	MIN	FG-FGA	PCT	3FG-FGA	PCT	FT-FTA	PCT	OFF	DEF	TOT	PF	A	T/O	BLK	STL	PTS
Maine	11/9/21	*	23	7-13	.538	1-3	.333	0-0	.000	2	5	7	1	6	1	1	2	15
at Navy	11/12/21	*	34	4-5	.800	1-1	1.000	0-0	.000	1	6	7	2	2	2	0	1	9
Radford	11/15/21	*	25	5-13	.385	1-3	.333	0-0	.000	2	6	8	3	1	1	1	0	11
St. Francis (Pa.)	11/18/21	*	21	3-8	.375	0-2	.000	0-0	.000	0	5	5	3	2	1	0	3	6
Merrimack	11/21/21	*	22	4-5	.800	1-1	1.000	0-0	.000	2	5	7	3	5	2	0	1	9
vs. Memphis	11/24/21	*	38	3-6	.500	0-2	.000	1-2	.500	4	8	12	2	3	3	0	4	7
vs. Xavier	11/26/21	*	32	2-6	.333	1-2	.500	0-2	.000	3	8	11	2	3	3	1	1	5
at Maryland	12/1/21	*	31	6-12	.500	2-3	.667	2-4	.500	2	2	4	4	2	2	0	2	16
Wake Forest	12/4/21	*	28	7-10	.700	1-3	.333	0-0	.000	1	2	3	3	3	3	0	0	15
Cornell	12/8/21	*	20	3-4	.750	0-0	.000	4-4	1.000	3	5	8	2	4	3	1	0	10
at Dayton	12/12/21	*	27	3-9	.333	0-4	.000	2-5	.400	3	7	10	4	1	2	1	0	8
vs. St. Bonaventure	12/17/21	*	23	1-1	1.000	0-0	.000	0-0	.000	1	6	7	1	2	3	0	2	2
at Duke	12/22/21	*	34	7-14	.500	0-1	.000	6-7	.857	4	5	9	4	3	1	1	1	20
NC State	1/4/22	*	35	3-7	.429	0-0	.000	0-0	.000	1	6	7	4	2	6	2	2	6
at Virginia	1/12/22																	
Notre Dame	1/15/22																	
at NC State	1/19/22																	
at Boston College	1/22/22																	
Miami	1/26/22																	
at Florida State	1/29/22																	
Georgia Tech	2/2/22																	
at Pittsburgh	2/5/22																	
Syracuse	2/12/22																	
Virginia	2/14/22																	
North Carolina	2/19/22																	
at Georgia Tech	2/23/22																	
at Miami	2/26/22																	
Louisville	3/1/22																	
at Clemson	3/5/22																	

## PRODUCTION TRACKER

	This Season	Career
Scored 10+ Points	6	39
Scored 20+ Points	1	8
Led Tech in Scoring	1	3
Had 10+ Rebounds	3	18
Led Tech in Rebounding	8	14
Had a Double-Double	-	12
Shot over 50% from the floor	9	56
Made 3+ 3FGs	-	2
Shot 5+ Free Throws	2	16



# VIRGINIA TECH MEN'S BASKETBALL

## COMBINED TEAM STATS

### Game Records

Record	Overall	Home	Away	Neutral
ALL GAMES	8-6	5-2	2-2	1-2
CONFERENCE	0-3	0-2	0-1	0-0
NON-CONFERENCE	8-3	5-0	2-1	1-2

### Score by Periods

Team	1st	2nd	OT	TOT
Virginia Tech	486	501	0	987
Opponents	383	439	0	822

### Team Box Score

No.	Player	Total			3-Point		F-Throw		Rebounds				Other Stats									
		GP-GS	MIN	AVG	FG-FGA	FG%	3FG-3FGA	3FG%	FT-FTA	FT%	OFF	DEF	TOT	AVG	PF	DQ	A	TO	BLK	STL	PTS	AVG
22	ALUMA, Keve	14-14	412:06	29.4	84-165	.509	8-34	.235	37-50	.740	35	54	89	6.4	35	1	27	20	12	9	213	15.2
0	CATTOOR, Hunter	14-14	449:43	32.1	48-109	.440	33-74	.446	13-16	.813	5	50	55	3.9	28	0	23	12	0	15	142	10.1
4	ALLEYNE, Nahiem	14-14	454:46	32.5	44-138	.319	22-68	.324	30-32	.938	0	46	46	3.3	15	0	32	23	0	6	140	10.0
25	MUTTS, Justyn	14-14	390:55	27.9	58-113	.513	8-25	.320	15-24	.625	29	76	105	7.5	38	0	39	33	8	19	139	9.9
5	MURPHY, Storm	14-14	395:20	28.2	46-98	.469	22-56	.393	7-11	.636	1	20	21	1.5	23	0	40	24	0	5	121	8.6
13	MADDOX, Darius	14-0	218:26	15.6	27-52	.519	13-26	.500	12-15	.800	6	20	26	1.9	14	0	6	7	4	4	79	5.6
1	N'GUESSAN, David	14-0	195:52	14.0	23-47	.489	3-7	.429	10-21	.476	12	31	43	3.1	24	0	10	12	10	5	59	4.2
21	OJIAKO, John	10-0	81:05	8.1	13-23	.565	0-0	.000	9-11	.818	14	14	28	2.8	9	0	1	6	5	0	35	3.5
3	PEDULLA, Sean	14-0	134:35	9.6	15-31	.484	10-16	.625	3-4	.750	3	10	13	0.9	12	1	16	8	0	8	43	3.1
11	HAYNES, Jalen	7-0	21:08	3.0	3-7	.429	0-0	.000	1-3	.333	3	1	4	0.6	1	0	0	2	0	0	7	1.0
14	VARGA, Ben	5-0	11:19	2.3	1-5	.200	1-4	.250	0-0	.000	0	0	0	0.0	0	0	0	0	0	0	3	0.6
15	KIDD, Lynn	6-0	20:29	3.4	1-6	.167	0-0	.000	1-1	1.000	4	4	8	1.3	0	0	0	3	2	0	3	0.5
10	JOHNSON, Camden	6-0	14:17	2.4	1-2	.500	1-2	.500	0-0	.000	0	1	1	0.2	1	0	1	0	0	1	3	0.5
Team											15	13	28				2					
<b>Total</b>		<b>14</b>	<b>2800</b>		<b>364-796</b>	<b>.457</b>	<b>121-312</b>	<b>.388</b>	<b>138-188</b>	<b>.734</b>	<b>127</b>	<b>340</b>	<b>467</b>	<b>33.4</b>	<b>200</b>	<b>2</b>	<b>195</b>	<b>152</b>	<b>41</b>	<b>72</b>	<b>987</b>	<b>70.5</b>
<b>Opponents</b>		<b>14</b>	<b>2800</b>		<b>310-757</b>	<b>.410</b>	<b>78-290</b>	<b>.269</b>	<b>124-174</b>	<b>.713</b>	<b>125</b>	<b>323</b>	<b>448</b>	<b>32.0</b>	<b>212</b>	<b>1</b>	<b>150</b>	<b>195</b>	<b>45</b>	<b>86</b>	<b>822</b>	<b>58.7</b>

### Team Statistics

	HOKIES	OPP
<b>Scoring</b>	<b>987</b>	<b>822</b>
Points per game	70.5	58.7
Scoring margin	+11.8	-
<b>Field goals-att</b>	<b>364-796</b>	<b>310-757</b>
Field goal pct	.457	.410
<b>3 point fg-att</b>	<b>121-312</b>	<b>78-290</b>
3-point FG pct	.388	.269
3-pt FG made per game	8.6	5.6
<b>Free throws-att</b>	<b>138-188</b>	<b>124-174</b>
Free throw pct	.734	.713
F-Throws made per game	9.9	8.9
<b>Rebounds</b>	<b>467</b>	<b>448</b>
Rebounds per game	33.4	32.0
Rebounding margin	+1.4	-
<b>Assists</b>	<b>195</b>	<b>150</b>
Assists per game	13.9	10.7
<b>Turnovers</b>	<b>152</b>	<b>195</b>
Turnovers per game	10.9	13.9
Turnover margin	+3.1	-
Assist/turnover ratio	1.3	0.8
<b>Steals</b>	<b>72</b>	<b>86</b>
Steals per game	5.1	6.1
<b>Blocks</b>	<b>41</b>	<b>45</b>
Blocks per game	2.9	3.2
<b>Winning streak</b>	<b>0</b>	<b>-</b>
Home win streak	0	-
<b>Attendance</b>	<b>44951</b>	<b>43493</b>
Home games-Avg/Game	7-6422	4-10873
Neutral site-Avg/Game	-	3-935

### Team Results

Date	Opponent		Score	Att.
11/09/2021	Maine	W	82-47	6473
11/12/2021	at Navy	W	77-57	4784
11/15/2021	Radford	W	65-39	6835
11/18/2021	Saint Francis (PA)	W	85-55	6437
11/21/2021	Merrimack	W	72-43	4730
11/24/2021	vs Memphis	L	61-69	2804
11/26/2021	vs Xavier	L	58-59	0
12/01/2021	at Maryland	W	62-58	15988
12/04/2021	Wake Forest	L	61-80	8925
12/08/2021	Cornell	W	93-60	6403
12/12/2021	at Dayton	L	57-62	13407
12/17/2021	vs St. Bonaventure	W	86-49	0
12/22/2021	at Duke	L	65-76	9314
01/04/2022	NC State	L	63-68	5148



# VIRGINIA TECH MEN'S BASKETBALL

## TEAM GAME-BY-GAME

Opponent	Date	Score	W	Total		3-Pointers		Free throws		Rebounds				PF	A	TO	BLK	STL	PTS	AVG
				FG-FGA	PCT	3FG-3FGA	PCT	FT-FTA	PCT	OFF	DEF	TOT	AVG							
Maine	11/09/2021	82-47	W	35-66	.530	9-21	.429	3-5	.600	9	26	35	35.0	11	18	8	3	4	82	82.0
at Navy	11/12/2021	77-57	W	27-54	.500	8-19	.421	15-19	.789	8	27	35	35.0	17	14	9	2	5	77	79.5
Radford	11/15/2021	65-39	W	25-58	.431	10-23	.435	5-6	.833	7	34	41	37.0	14	10	15	3	7	65	74.7
Saint Francis (PA)	11/18/2021	85-55	W	31-60	.517	7-20	.350	16-20	.800	10	32	42	38.3	14	14	8	4	6	85	77.3
Merrimack	11/21/2021	72-43	W	27-49	.551	11-23	.478	7-12	.583	7	25	32	37.0	9	15	12	5	5	72	76.2
vs Memphis	11/24/2021	61-69	L	19-56	.339	7-21	.333	16-22	.727	9	24	33	36.3	20	10	13	0	8	61	73.7
vs Xavier	11/26/2021	58-59	L	22-54	.407	8-23	.348	6-10	.600	5	23	28	35.1	12	14	8	1	4	58	71.4
at Maryland	12/01/2021	62-58	W	23-60	.383	9-20	.450	7-12	.583	11	22	33	34.9	15	15	8	4	6	62	70.3
Wake Forest	12/04/2021	61-80	L	23-56	.411	8-27	.296	7-8	.875	11	14	25	33.8	13	14	12	2	3	61	69.2
Cornell	12/08/2021	93-60	W	34-63	.540	12-23	.522	13-17	.765	12	28	40	34.4	14	16	12	6	4	93	71.6
at Dayton	12/12/2021	57-62	L	21-55	.382	6-22	.273	9-14	.643	9	23	32	34.2	17	11	13	2	5	57	70.3
vs St. Bonaventure	12/17/2021	86-49	W	28-51	.549	13-28	.464	17-23	.739	9	25	34	34.2	13	14	14	5	8	86	71.6
at Duke	12/22/2021	65-76	L	26-61	.426	5-19	.263	8-9	.889	12	19	31	33.9	18	16	10	1	4	65	71.1
NC State	01/04/2022	63-68	L	23-53	.434	8-23	.348	9-11	.818	8	18	26	33.4	13	14	10	3	3	63	70.5
<b>Total</b>		<b>987</b>		<b>364-796</b>	<b>.457</b>	<b>121-312</b>	<b>.388</b>	<b>138-188</b>	<b>.734</b>	<b>127</b>	<b>340</b>	<b>467</b>	<b>33.4</b>	<b>200</b>	<b>195</b>	<b>152</b>	<b>41</b>	<b>72</b>	<b>987</b>	<b>70.5</b>
Opponents		822		310-757	.410	78-290	.269	124-174	.713	125	323	448	32.0	212	150	195	45	86	822	58.7

### Virginia Tech Averages

Games Played	Points/game	FG Pct	3FG Pct	FT Pct	Rebounds/game	Assists/game	Turnovers/game	Assist/Turnover ratio	Steals/game	Blocks/game
14	70.5	45.7	38.8	73.4	33.4	13.9	10.9	1.3	5.1	2.9

OPPONENTS GAME-BY-GAME

Opponent	Date	Score	W	Total		3-Pointers		Free throws		Rebounds				PF	A	TO	BLK	STL	PTS	AVG
				FG-FGA	PCT	3FG-3FGA	PCT	FT-FTA	PCT	OFF	DEF	TOT	AVG							
Maine	11/09/2021	82-47	W	20-61	.328	4-22	.182	3-3	1.000	13	24	37	37.0	11	9	19	3	3	47	47.0
at Navy	11/12/2021	77-57	W	20-51	.392	3-25	.120	14-19	.737	7	22	29	33.0	18	9	10	3	6	57	52.0
Radford	11/15/2021	65-39	W	14-50	.280	2-24	.083	9-15	.600	7	25	32	32.7	13	8	18	2	11	39	47.7
Saint Francis (PA)	11/18/2021	85-55	W	21-63	.333	6-23	.261	7-11	.636	10	20	30	32.0	20	10	9	3	3	55	49.5
Merrimack	11/21/2021	72-43	W	19-49	.388	5-20	.250	0-0	.000	5	17	22	30.0	11	8	15	3	4	43	48.2
vs Memphis	11/24/2021	61-69	L	24-61	.393	5-19	.263	16-20	.800	15	30	45	32.5	21	10	14	4	8	69	51.7
vs Xavier	11/26/2021	58-59	L	22-46	.478	10-22	.455	5-8	.625	2	28	30	32.1	15	13	14	2	5	59	52.7
at Maryland	12/01/2021	62-58	W	23-55	.418	1-13	.077	11-11	1.000	9	30	39	33.0	12	6	15	7	4	58	53.4
Wake Forest	12/04/2021	61-80	L	33-52	.635	7-16	.438	7-12	.583	7	21	28	32.4	11	17	10	2	5	80	56.3
Cornell	12/08/2021	93-60	W	20-52	.385	8-26	.308	12-16	.750	6	17	23	31.5	14	16	16	2	7	60	56.7
at Dayton	12/12/2021	57-62	L	21-50	.420	7-18	.389	13-21	.619	10	28	38	32.1	18	15	15	0	9	62	57.2
vs St. Bonaventure	12/17/2021	86-49	W	18-54	.333	6-23	.261	7-13	.538	12	15	27	31.7	17	8	20	5	7	49	56.5
at Duke	12/22/2021	65-76	L	29-54	.537	5-15	.333	13-16	.813	8	24	32	31.7	15	10	11	6	8	76	58.0
NC State	01/04/2022	63-68	L	26-59	.441	9-24	.375	7-9	.778	14	22	36	32.0	16	11	9	3	6	68	58.7
<b>Total</b>		<b>822</b>		<b>310-757</b>	<b>.410</b>	<b>78-290</b>	<b>.269</b>	<b>124-174</b>	<b>.713</b>	<b>125</b>	<b>323</b>	<b>448</b>	<b>32.0</b>	<b>212</b>	<b>150</b>	<b>195</b>	<b>45</b>	<b>86</b>	<b>822</b>	<b>58.7</b>
Virginia Tech		987		364-796	.457	121-312	.388	138-188	.734	127	340	467	33.4	200	195	152	41	72	987	70.5

Opponents Averages

Games Played	Points/game	FG Pct	3FG Pct	FT Pct	Rebounds/game	Assists/game	Turnovers/game	Assist/Turnover ratio	Steals/game	Blocks/game
14	58.7	41.0	26.9	71.3	32.0	10.7	13.9	0.8	6.1	3.2

TEAM CATEGORY LEADERS

Points

##	Player	G	Pts	Pts/G
22	Aluma, Keve	14	213	15.2
0	Cattoor, Hunter	14	142	10.1
4	Alleyne, Nahiem	14	140	10.0
25	Mutts, Justyn	14	139	9.9
5	Murphy, Storm	14	121	8.6
13	Maddox, Darius	14	79	5.6
1	N'Guessan, David	14	59	4.2
3	Pedulla, Sean	14	43	3.1
21	Ojiako, John	10	35	3.5
11	Haynes, Jalen	7	7	1.0
14	Varga, Ben	5	3	0.6
15	Kidd, Lynn	6	3	0.5
10	Johnson, Camden	6	3	0.5

Scoring Average

##	Player	G	Pts	Pts/G
22	Aluma, Keve	14	213	15.2
0	Cattoor, Hunter	14	142	10.1
4	Alleyne, Nahiem	14	140	10.0
25	Mutts, Justyn	14	139	9.9
5	Murphy, Storm	14	121	8.6
13	Maddox, Darius	14	79	5.6
1	N'Guessan, David	14	59	4.2
21	Ojiako, John	10	35	3.5
3	Pedulla, Sean	14	43	3.1
11	Haynes, Jalen	7	7	1.0
14	Varga, Ben	5	3	0.6
15	Kidd, Lynn	6	3	0.5
10	Johnson, Camden	6	3	0.5

Field Goal Percentage

##	Player	FG	Att	Pct
21	Ojiako, John	13	23	.565
13	Maddox, Darius	27	52	.519
25	Mutts, Justyn	58	113	.513
22	Aluma, Keve	84	165	.509
10	Johnson, Camden	1	2	.500
1	N'Guessan, David	23	47	.489
3	Pedulla, Sean	15	31	.484
5	Murphy, Storm	46	98	.469
0	Cattoor, Hunter	48	109	.440
11	Haynes, Jalen	3	7	.429
4	Alleyne, Nahiem	44	138	.319
14	Varga, Ben	1	5	.200
15	Kidd, Lynn	1	6	.167

Field Goal Attempts

##	Player	G	Att	Att/G
22	Aluma, Keve	14	165	11.8
4	Alleyne, Nahiem	14	138	9.9
25	Mutts, Justyn	14	113	8.1
0	Cattoor, Hunter	14	109	7.8
5	Murphy, Storm	14	98	7.0

Field Goals Made

##	Player	G	Made	Made/G
22	Aluma, Keve	14	84	6.0
25	Mutts, Justyn	14	58	4.1
0	Cattoor, Hunter	14	48	3.4
5	Murphy, Storm	14	46	3.3
4	Alleyne, Nahiem	14	44	3.1



TEAM CATEGORY LEADERS

3-Point FG Percentage

##	Player	3FG	Att	Pct
3	Pedulla, Sean	10	16	.625
13	Maddox, Darius	13	26	.500
10	Johnson, Camden	1	2	.500
0	Cattoor, Hunter	33	74	.446
1	N'Guessan, David	3	7	.429
5	Murphy, Storm	22	56	.393
4	Alleyne, Nahiem	22	68	.324
25	Mutts, Justyn	8	25	.320
14	Varga, Ben	1	4	.250
22	Aluma, Keve	8	34	.235

3-Point FG Attempts

##	Player	G	Att	Att/G
0	Cattoor, Hunter	14	74	5.3
4	Alleyne, Nahiem	14	68	4.9
5	Murphy, Storm	14	56	4.0
22	Aluma, Keve	14	34	2.4
13	Maddox, Darius	14	26	1.9

3-Point FG Made

##	Player	G	Made	Made/G
0	Cattoor, Hunter	14	33	2.4
4	Alleyne, Nahiem	14	22	1.6
5	Murphy, Storm	14	22	1.6
13	Maddox, Darius	14	13	0.9
3	Pedulla, Sean	14	10	0.7

Free Throw Percentage

##	Player	Made	Att	Pct
15	Kidd, Lynn	1	1	1.000
4	Alleyne, Nahiem	30	32	.938
21	Ojiako, John	9	11	.818
0	Cattoor, Hunter	13	16	.813
13	Maddox, Darius	12	15	.800
3	Pedulla, Sean	3	4	.750
22	Aluma, Keve	37	50	.740
5	Murphy, Storm	7	11	.636
25	Mutts, Justyn	15	24	.625
1	N'Guessan, David	10	21	.476
11	Haynes, Jalen	1	3	.333

Free Throw Attempts

##	Player	G	Att	Att/G
22	Aluma, Keve	14	50	3.6
4	Alleyne, Nahiem	14	32	2.3
25	Mutts, Justyn	14	24	1.7
1	N'Guessan, David	14	21	1.5
0	Cattoor, Hunter	14	16	1.1

Free Throws Made

##	Player	G	Made	Made/G
22	Aluma, Keve	14	37	2.6
4	Alleyne, Nahiem	14	30	2.1
25	Mutts, Justyn	14	15	1.1
0	Cattoor, Hunter	14	13	0.9
13	Maddox, Darius	14	12	0.9

Rebounds

##	Player	G	Reb	Reb/G
25	Mutts, Justyn	14	105	7.5
22	Aluma, Keve	14	89	6.4
0	Cattoor, Hunter	14	55	3.9
4	Alleyne, Nahiem	14	46	3.3
1	N'Guessan, David	14	43	3.1

Assists

##	Player	G	Ast	Ast/G
5	Murphy, Storm	14	40	2.9
25	Mutts, Justyn	14	39	2.8
4	Alleyne, Nahiem	14	32	2.3
22	Aluma, Keve	14	27	1.9
0	Cattoor, Hunter	14	23	1.6

Rebounds Average

##	Player	G	Reb	Reb/G
25	Mutts, Justyn	14	105	7.5
22	Aluma, Keve	14	89	6.4
0	Cattoor, Hunter	14	55	3.9
4	Alleyne, Nahiem	14	46	3.3
1	N'Guessan, David	14	43	3.1

Steals

##	Player	G	Stl	Stl/G
25	Mutts, Justyn	14	19	1.4
0	Cattoor, Hunter	14	15	1.1
22	Aluma, Keve	14	9	0.6
3	Pedulla, Sean	14	8	0.6
4	Alleyne, Nahiem	14	6	0.4

TEAM CATEGORY LEADERS

Offensive Rebounds

##	Player	G	OReb	OReb/G
22	Aluma, Keve	14	35	2.5
25	Mutts, Justyn	14	29	2.1
21	Ojiako, John	10	14	1.4
1	N'Guessan, David	14	12	0.9
13	Maddox, Darius	14	6	0.4

Blocked Shots

##	Player	G	Blk	Blk/G
22	Aluma, Keve	14	12	0.9
1	N'Guessan, David	14	10	0.7
25	Mutts, Justyn	14	8	0.6
21	Ojiako, John	10	5	0.5
13	Maddox, Darius	14	4	0.3

Defensive Rebounds

##	Player	G	DReb	DReb/G
25	Mutts, Justyn	14	76	5.4
22	Aluma, Keve	14	54	3.9
0	Cattoor, Hunter	14	50	3.6
4	Alleyne, Nahiem	14	46	3.3
1	N'Guessan, David	14	31	2.2

Minutes

##	Player	G	Min	Min/G
4	Alleyne, Nahiem	14	455	32:29
0	Cattoor, Hunter	14	450	32:07
22	Aluma, Keve	14	412	29:26
5	Murphy, Storm	14	395	28:14
25	Mutts, Justyn	14	391	27:55

Fouls

##	Player	G	PF	PF/G
25	Mutts, Justyn	14	38	2.7
22	Aluma, Keve	14	35	2.5
0	Cattoor, Hunter	14	28	2.0
1	N'Guessan, David	14	24	1.7
5	Murphy, Storm	14	23	1.6

Turnovers

##	Player	G	TO	TO/G
25	Mutts, Justyn	14	33	2.4
5	Murphy, Storm	14	24	1.7
4	Alleyne, Nahiem	14	23	1.6
22	Aluma, Keve	14	20	1.4
0	Cattoor, Hunter	14	12	0.9

Foul Outs

##	Player	G	FO
22	Aluma, Keve	14	1
3	Pedulla, Sean	14	1

TEAM GAME HIGHS

Virginia Tech - Game Highs

<b>POINTS</b>	93		Cornell (12/08/2021)
	86		vs St. Bonaventure (N) (12/17/2021)
	85		Saint Francis (PA) (11/18/2021)
	82		Maine (11/09/2021)
	77		at Navy (11/12/2021)
<b>FIELD GOALS MADE</b>	35		Maine (11/09/2021)
	34		Cornell (12/08/2021)
<b>FIELD GOAL ATTEMPTS</b>	66		Maine (11/09/2021)
	63		Cornell (12/08/2021)
<b>FIELD GOAL PERCENTAGE</b>	.551	(27-49)	Merrimack (11/21/2021)
	.549	(28-51)	vs St. Bonaventure (N) (12/17/2021)
<b>3 PT FG MADE</b>	13		vs St. Bonaventure (N) (12/17/2021)
	12		Cornell (12/08/2021)
<b>3 PT FG ATTEMPTS</b>	28		vs St. Bonaventure (N) (12/17/2021)
	27		Wake Forest (12/04/2021)
<b>3 PT FG PERCENTAGE</b>	.522	(12-23)	Cornell (12/08/2021)
	.478	(11-23)	Merrimack (11/21/2021)
<b>FREE THROWS MADE</b>	17		vs St. Bonaventure (N) (12/17/2021)
	16		vs Memphis (N) (11/24/2021)
	16		Saint Francis (PA) (11/18/2021)
<b>FREE THROW ATTEMPTS</b>	23		vs St. Bonaventure (N) (12/17/2021)
	22		vs Memphis (N) (11/24/2021)
<b>FREE THROW PERCENTAGE</b>	.889	(8-9)	at Duke (12/22/2021)
	.875	(7-8)	Wake Forest (12/04/2021)
<b>REBOUNDS</b>	42		Saint Francis (PA) (11/18/2021)
	41		Radford (11/15/2021)
<b>ASSISTS</b>	18		Maine (11/09/2021)
	16		at Duke (12/22/2021)
	16		Cornell (12/08/2021)
<b>STEALS</b>	8		vs St. Bonaventure (N) (12/17/2021)
	8		vs Memphis (N) (11/24/2021)
<b>BLOCKED SHOTS</b>	6		Cornell (12/08/2021)
	5		vs St. Bonaventure (N) (12/17/2021)
	5		Merrimack (11/21/2021)
<b>TURNOVERS</b>	15		Radford (11/15/2021)
	14		vs St. Bonaventure (N) (12/17/2021)
<b>FOULS</b>	20		vs Memphis (N) (11/24/2021)
	18		at Duke (12/22/2021)



OPPONENT GAME HIGHS

Opponent - Game Highs

<b>POINTS</b>	80	Wake Forest (12/04/2021)
	76	at Duke (12/22/2021)
	69	vs Memphis (N) (11/24/2021)
	68	NC State (01/04/2022)
	62	at Dayton (12/12/2021)
<b>FIELD GOALS MADE</b>	33	Wake Forest (12/04/2021)
	29	at Duke (12/22/2021)
<b>FIELD GOAL ATTEMPTS</b>	63	Saint Francis (PA) (11/18/2021)
	61	vs Memphis (N) (11/24/2021)
	61	Maine (11/09/2021)
<b>FIELD GOAL PERCENTAGE</b>	.635 (33-52)	Wake Forest (12/04/2021)
	.537 (29-54)	at Duke (12/22/2021)
<b>3 PT FG MADE</b>	10	vs Xavier (N) (11/26/2021)
	9	NC State (01/04/2022)
<b>3 PT FG ATTEMPTS</b>	26	Cornell (12/08/2021)
	25	at Navy (11/12/2021)
<b>3 PT FG PERCENTAGE</b>	.455 (10-22)	vs Xavier (N) (11/26/2021)
	.438 (7-16)	Wake Forest (12/04/2021)
<b>FREE THROWS MADE</b>	16	vs Memphis (N) (11/24/2021)
	14	at Navy (11/12/2021)
<b>FREE THROW ATTEMPTS</b>	21	at Dayton (12/12/2021)
	20	vs Memphis (N) (11/24/2021)
<b>FREE THROW PERCENTAGE</b>	1.000 (11-11)	at Maryland (12/01/2021)
	1.000 (3-3)	Maine (11/09/2021)
<b>REBOUNDS</b>	45	vs Memphis (N) (11/24/2021)
	39	at Maryland (12/01/2021)
<b>ASSISTS</b>	17	Wake Forest (12/04/2021)
	16	Cornell (12/08/2021)
<b>STEALS</b>	11	Radford (11/15/2021)
	9	at Dayton (12/12/2021)
<b>BLOCKED SHOTS</b>	7	at Maryland (12/01/2021)
	6	at Duke (12/22/2021)
<b>TURNOVERS</b>	20	vs St. Bonaventure (N) (12/17/2021)
	19	Maine (11/09/2021)
<b>FOULS</b>	21	vs Memphis (N) (11/24/2021)
	20	Saint Francis (PA) (11/18/2021)

TEAM GAME LOWS

Virginia Tech - Game Lows

<b>POINTS</b>	57		at Dayton (12/12/2021)
	58		vs Xavier (N) (11/26/2021)
	61		Wake Forest (12/04/2021)
	61		vs Memphis (N) (11/24/2021)
	62		at Maryland (12/01/2021)
<b>FIELD GOALS MADE</b>	19		vs Memphis (N) (11/24/2021)
	21		at Dayton (12/12/2021)
<b>FIELD GOAL ATTEMPTS</b>	49		Merrimack (11/21/2021)
	51		vs St. Bonaventure (N) (12/17/2021)
<b>FIELD GOAL PERCENTAGE</b>	.339	(19-56)	vs Memphis (N) (11/24/2021)
	.382	(21-55)	at Dayton (12/12/2021)
<b>3 PT FG MADE</b>	5		at Duke (12/22/2021)
	6		at Dayton (12/12/2021)
<b>3 PT FG ATTEMPTS</b>	19		at Duke (12/22/2021)
	19		at Navy (11/12/2021)
<b>3 PT FG PERCENTAGE</b>	.263	(5-19)	at Duke (12/22/2021)
	.273	(6-22)	at Dayton (12/12/2021)
<b>FREE THROWS MADE</b>	3		Maine (11/09/2021)
	5		Radford (11/15/2021)
<b>FREE THROW ATTEMPTS</b>	5		Maine (11/09/2021)
	6		Radford (11/15/2021)
<b>FREE THROW PERCENTAGE</b>	.583	(7-12)	at Maryland (12/01/2021)
	.583	(7-12)	Merrimack (11/21/2021)
<b>REBOUNDS</b>	25		Wake Forest (12/04/2021)
	26		NC State (01/04/2022)
<b>ASSISTS</b>	10		vs Memphis (N) (11/24/2021)
	10		Radford (11/15/2021)
<b>STEALS</b>	3		NC State (01/04/2022)
	3		Wake Forest (12/04/2021)
<b>BLOCKED SHOTS</b>	0		vs Memphis (N) (11/24/2021)
	1		at Duke (12/22/2021)
	1		vs Xavier (N) (11/26/2021)
<b>TURNOVERS</b>	8		at Maryland (12/01/2021)
	8		vs Xavier (N) (11/26/2021)
	8		Saint Francis (PA) (11/18/2021)
	8		Maine (11/09/2021)
<b>FOULS</b>	9		Merrimack (11/21/2021)
	11		Maine (11/09/2021)

OPPONENT GAME LOWS

Opponent - Game Lows

<b>POINTS</b>	39		Radford (11/15/2021)
	43		Merrimack (11/21/2021)
	47		Maine (11/09/2021)
	49		vs St. Bonaventure (N) (12/17/2021)
	55		Saint Francis (PA) (11/18/2021)
<b>FIELD GOALS MADE</b>	14		Radford (11/15/2021)
	18		vs St. Bonaventure (N) (12/17/2021)
<b>FIELD GOAL ATTEMPTS</b>	46		vs Xavier (N) (11/26/2021)
	49		Merrimack (11/21/2021)
<b>FIELD GOAL PERCENTAGE</b>	.280	(14-50)	Radford (11/15/2021)
	.328	(20-61)	Maine (11/09/2021)
<b>3 PT FG MADE</b>	1		at Maryland (12/01/2021)
	2		Radford (11/15/2021)
<b>3 PT FG ATTEMPTS</b>	13		at Maryland (12/01/2021)
	15		at Duke (12/22/2021)
<b>3 PT FG PERCENTAGE</b>	.077	(1-13)	at Maryland (12/01/2021)
	.083	(2-24)	Radford (11/15/2021)
<b>FREE THROWS MADE</b>	0		Merrimack (11/21/2021)
	3		Maine (11/09/2021)
<b>FREE THROW ATTEMPTS</b>	0		Merrimack (11/21/2021)
	3		Maine (11/09/2021)
<b>FREE THROW PERCENTAGE</b>	.538	(7-13)	vs St. Bonaventure (N) (12/17/2021)
<b>REBOUNDS</b>	22		Merrimack (11/21/2021)
	23		Cornell (12/08/2021)
<b>ASSISTS</b>	6		at Maryland (12/01/2021)
	8		vs St. Bonaventure (N) (12/17/2021)
	8		Merrimack (11/21/2021)
	8		Radford (11/15/2021)
<b>STEALS</b>	3		Saint Francis (PA) (11/18/2021)
	3		Maine (11/09/2021)
<b>BLOCKED SHOTS</b>	0		at Dayton (12/12/2021)
	2		Cornell (12/08/2021)
	2		Wake Forest (12/04/2021)
	2		vs Xavier (N) (11/26/2021)
	2		Radford (11/15/2021)
<b>TURNOVERS</b>	9		NC State (01/04/2022)
	9		Saint Francis (PA) (11/18/2021)
<b>FOULS</b>	11		Wake Forest (12/04/2021)
	11		Maine (11/09/2021)





**0 HUNTER CATTOOR**

JR. • G • 6-3 • 200  
ORLANDO, FLA.  
BISHOP MOORE



**1 DAVID N'GUESSAN**

SO. • F • 6-9 • 205  
DE LIER, THE NETHERLANDS  
MT. ZION PREP



**3 SEAN PEDULLA**

FR. • G • 6-1 • 190  
EDMOND, OKLA.  
EDMOND MEMORIAL



**4 NAHIEM ALLEYNE**

JR. • G • 6-4 • 195  
BUFORD, GA.  
MOUNTAIN VIEW



**5 STORM MURPHY**

GR. • G • 6-0 • 185  
MIDDLETON, WIS.  
WOFFORD



**10 CAMDEN JOHNSON**

FR. • G • 6-1 • 175  
WAXHAW, N.C.  
METROLINA CHRISTIAN ACADEMY



**11 JALEN HAYNES**

FR. • F • 6-8 • 250  
FT. LAUDERDALE, FLA.  
MONTVERDE ACADEMY



**13 DARIUS MADDOX**

SO. • G • 6-5 • 185  
BOWIE, MD.  
OAK HILL ACADEMY



**14 BEN VARGA**

FR. • G • 5-10 • 170  
LOUISVILLE, KY.  
ST. XAVIER



**15 LYNN KIDD**

SO. • C • 6-10 • 240  
GAINESVILLE, FLA.  
IMG ACADEMY



**21 JOHN OJIAKO**

JR. • C • 6-10 • 245  
LAGOS, NIGERIA  
ADMIRAL FARRAGUT (FLA.)



**22 KEVE ALUMA**

R-SR. • F • 6-9 • 235  
BERLIN, MD.  
WOFFORD



**25 JUSTIN MUTTS**

GR. • F • 6-7 • 230  
MILLVILLE, N.J.  
DELAWARE



**MIKE YOUNG**

HEAD COACH  
3RD SEASON



**MIKE JONES**

ASSOCIATE HEAD COACH  
1ST SEASON



**CHRISTIAN WEBSTER**

ASSISTANT COACH  
6TH SEASON



**KEVIN GILTNER**

ASSISTANT COACH  
3RD SEASON