



# HOKIES®

## 2021 Virginia Tech Softball Game Notes

### Game Info

May 12-15  
Ulmer Stadium  
Louisville, Ky.

### On the Call

Mike Couzens (PxP)  
Carol Bruggeman (Analyst)



Pam Ward (PxP)  
Jenny Dalton-Hill (Analyst)



### Schedule

#### FEBRUARY

13	at Kennesaw State (DH)	Kennesaw, Ga.	W, 6-0; W, 6-0
14	at Kennesaw State	Kennesaw, Ga.	W, 4-0
18	at [RV/RV] Clemson* <sup>1</sup>	Clemson, S.C.	L, 8-1
19	at [RV/RV] Clemson* (DH) <sup>1</sup>	Clemson, S.C.	W, 9-0 (5 inn.); W, 4-1
20	vs. #13/14 Florida State* (DH) <sup>2</sup>	Atlanta, Ga.	L, 7-1; W, 9-1 (5 inn.)
21	vs. #13/14 Florida State* <sup>2</sup>	Atlanta, Ga.	W, 6-0
27	ARMY (DH)	Blacksburg, Va.	Canceled

#### MARCH

5	BOSTON COLLEGE*	Blacksburg, Va.	Canceled
6	BOSTON COLLEGE* (DH)	Blacksburg, Va.	Canceled
7	BOSTON COLLEGE*	Blacksburg, Va.	Canceled
12	at NC State*	Raleigh, N.C.	W, 4-2
13	at NC State* (DH)	Raleigh, N.C.	W, 12-2 (6 inn.)
14	at NC State*	Raleigh, N.C.	W, 17-4 (5 inn.)
17	RADFORD (DH)	Blacksburg, Va.	W, 11-1 (5 inn.); W, 9-1 (5 inn.)
19	PITT*	Blacksburg, Va.	W, 9-0 (5 inn.)
20	PITT* (DH)	Blacksburg, Va.	L, 5-3; W, 5-0
21	PITT*	Blacksburg, Va.	W, 2-0
24	VIRGINIA	Blacksburg, Va.	W, 7-0
26	at Louisville*	Louisville, Ky.	W, 3-0
27	at Louisville* (DH)	Louisville, Ky.	W, 2-0; L, 3-2
28	at Louisville*	Louisville, Ky.	W, 8-0 (5 inn.)
30	at Virginia	Charlottesville, Va.	W, 9-1

#### APRIL

2	at #12/14 Duke*	Durham, N.C.	W, 4-1
3	at #12/14 Duke* (DH)	Durham, N.C.	W, 7-3; W, 4-2 (8 inn.)
4	at #12/14 Duke*	Durham, N.C.	L, 3-1
7	LONGWOOD (DH)	Blacksburg, Va.	W, 2-0; W, 11-6
14	LIBERTY	Blacksburg, Va.	Canceled
16	GEORGIA TECH*	Blacksburg, Va.	L, 6-4
17	GEORGIA TECH* (DH)	Blacksburg, Va.	W, 4-3; W, 10-4
18	GEORGIA TECH*	Blacksburg, Va.	W, 12-0 (5 inn.)
23	NOTRE DAME* (DH)	Blacksburg, Va.	L, 2-1; L, 6-5
24	NOTRE DAME*	Blacksburg, Va.	L, 4-3 (9 inn.)
25	NOTRE DAME*	Blacksburg, Va.	L, 3-1
28	at Liberty	Lynchburg, Va.	L, 5-3 (9 inn.)
30	at Syracuse*	Syracuse, N.Y.	W, 8-0

#### MAY

1	at Syracuse* (DH)	Syracuse, N.Y.	W, 11-1 (5 inn.); W, 3-0
2	at Syracuse*	Syracuse, N.Y.	W, 8-1
4	LIBERTY	Blacksburg, Va.	Canceled
12-15	ACC Championship	Louisville, Ky.	

CAPS = HOME | AT = ROAD | VS. = NEUTRAL SITE | \* = ACC CONFERENCE GAME | DH = DOUBLEHEADER

<sup>1</sup> ACC Pod at Clemson | <sup>2</sup> ACC Pod at Georgia Tech  
RANKINGS = USA TODAY/NFCA COACHES' POLL / ESPN.COM/USA SOFTBALL POLL

#### INFORMATION

##### No. 20/20 Virginia Tech



##### Hokies

Record.....32-12, 23-11 ACC  
Streak..... W4  
Head Coach..... Pete D'Amour  
Record at Tech (Years).....100-27 (3rd)

#### NUMBERS TO KNOW

# 1

• Kelsey Brown has a 1.000 stolen base percentage, 29 for 29 (!!). If the season ended today, Brown would have the most steals without being thrown out in school history.

# 5

• The Hokies placed five on the All-ACC teams released this week, which is tied for the most in one year in school history. Rocharad made first-team, while Bailey, Bennett, Brown and Fagan made second-team All-ACC.

# 7

• Keely Rocharad currently leads the ACC in seven different statistical categories: wins (24), strikeouts (288), shutouts (13), innings pitched (194.0), complete games (25), opponent batting average (.144) and earned runs average (1.12).

#### BASE TO BASE

- The No. 20/20 Virginia Tech softball team heads to Louisville for the 2021 ACC Championship after finishing fourth in the league standings in the regular season.
- The Hokies will face the Notre Dame Fighting Irish, who happen to be the only team who defeated Tech in a series this season.
- The Irish swept the Hokies in their four-game series in Blacksburg, the only time head coach Pete D'Amour had been swept in his head coaching career.
- The Hokies are 7-29 all time against the Irish and are 1-9 in the teams' last 10 meetings.

#### WHO TO WATCH



- Keely Rocharad got the win in all four games at Syracuse, including her second no-hitter of the season, seventh of her career, in Game 1.
- Rocharad pitched 22 innings versus Syracuse and allowed just one run.

- Kelsey Bennett leads the team with 11 home runs on the season and is coming off the Syracuse weekend where she hit .429 with a team-leading seven runs batted in against the Orange. Bennett is second



#### LAST TIME OUT

- The Hokies ended their final ACC series of the year with an 8-1 win over Syracuse, the 100th win at Virginia Tech for head coach Pete D'Amour.
- Tech completed their first ACC sweep of the year after the 8-1 win over the Orange, led by Keely Rocharad and Kelsey Bennett.
- Rocharad got the win in all four games and Bennett led the team offensively with seven runs batted in.

#### PROBABLE LINEUP (BASED OFF LAST GAME)

#	Name	BA	H	R	RBI	HR
21	Kelsey Brown (LF)	.403	58	41	17	0
97	Cameron Fagan (3B)	.411	37	20	16	3
11	Cana Davis (RF)	.299	23	8	16	6
2	Jayme Bailey (1B)	.321	44	28	40	7
8	Kelsey Bennett (SS)	.286	36	21	36	11
12	Alexa Milius (DP)	.301	22	14	16	5
26	Addy Greene (2B)	.303	27	15	18	3
18	Mackenzie Lawter (C)	.232	16	22	10	3
4	Darby Trull (CF)	.243	26	17	17	1
		ERA	IP	K	BB	W-L
3	Keely Rocharad (P)	1.12	194.0	288	52	24-7

#### VIRGINIA TECH CONTACT

Sean Torney  
Assistant, Strategic Communications  
Phone: (508) 562-0638  
Email: storney5@vt.edu

### Social



@HokiesSoftball



@HokiesSoftball



/HokieSoftball



@HokieSports



**NFCA Week 14 Top 25 Poll**

May 11 | *Opponents in italics*

Team (1st place)	Record	Points	Last
1 Oklahoma (25)	42-2	793	1
2 UCLA (6)	38-3	773	2
3 Alabama (1)	42-7	724	3
4 Florida	40-8	711	4
5 Washington	39-9	671	5
6 Arkansas	39-7	588	8
7 <i>Florida State</i>	38-9-1	587	6
8 Arizona	35-10	567	7
9 Oklahoma State	40-8	566	9
10 Texas	38-9	484	11
11 Oregon	33-15	468	12
12 Arizona State	32-14	465	10
13 <i>Clemson</i>	40-5	426	13
14 Louisiana	40-10	356	14
15 Missouri	37-14	342	15
16 LSU	31-18	313	16
17 Kentucky	38-12	300	18
18 Michigan	32-6	257	19
19 Tennessee	39-12	234	17
<b>20 Virginia Tech</b>	<b>32-12</b>	<b>192</b>	<b>20</b>
21 <i>Duke</i>	39-10	183	21
22 JMU	31-1	97	24
23 Minnesota	26-10	82	23
24 Wichita State	37-11-1	66	25
25 <i>Liberty</i>	39-13	36	RV

**Receiving Votes:** Georgia (25), Notre Dame (23), Ole Miss (21), Fresno State (15), Mississippi State (13), UCF (7), Miami University (6), Boston University (5), USF (3), Cal State Fullerton (1).

**USA Softball Week 12 Top 25 Poll**

April 27 | *Opponents in italics*

Team (1st place)	Record	Points	Last
1. Oklahoma (16)	42-2	496	1
2. UCLA (3)	38-2	482	2
3. Alabama (1)	42-7	449	3
4. Florida	40-8	442	4
5. Washington	39-9	414	5
6. Arkansas	40-8	388	6
7. Oklahoma State	40-8	376	7
8. <i>Florida State</i>	38-9-1	322	9
9. Arizona State	32-14	314	8
10. <i>Clemson</i>	40-5	302	11
11. Arizona	35-10	291	10
12. Oregon	33-15	277	12
13. Texas	38-9	258	14
14. LSU	31-18	243	13
15. Missouri	37-14	219	16
16. Kentucky	38-12	204	17
17. Tennessee	39-12	163	15
T18. Louisiana	40-10	153	18
T18. Michigan	32-6	153	19
<b>20. Virginia Tech</b>	<b>32-12</b>	<b>125</b>	<b>20</b>
21. <i>Duke</i>	39-10	124	21
22. James Madison	31-1	86	22
23. Wichita State	32-6	34	RV
24. Ole Miss	34-19	27	25
25. <i>Liberty</i>	39-10	26	RV

**Receiving Votes:** Boston (25), Minnesota (24), Notre Dame (22), Fresno State (20), UCF (17), Georgia (12), Mississippi State (8), North Texas (2) South Florida (2)

**GENERAL INFORMATION**

University Name .....	Virginia Tech
Location .....	Blacksburg, Va.
Founded .....	1872
Enrollment .....	34,000
President.....	Dr. Timothy Sands
Director of Athletics.....	Whit Babcock
Nickname .....	Hokies
Mascot .....	Hokie Bird
Colors.....	Chicago Maroon and Burnt Orange
Affiliation.....	NCAA Division I
Conference.....	Atlantic Coast
Home Field.....	Tech Softball Park (TSP)
Capacity .....	1,024

**INFORMATION**

2020 Record.....	21-4
2020 Conference Record / Finish.....	3-0 / T-1st in ACC
Starters Returning / Lost.....	7 / 2
Newcomers.....	10

**STAFF**

Head Coach (Alma Mater) .....	Pete D'Amour (Missouri)
Virginia Tech Record / Years.....	100-27 / Third season
Overall Record / Years .....	179-64 / Five years
Assistant Coach .....	Doug Gillis (Northwood)
Assistant Coach .....	Mike Lewis (Missouri-Kansas City)
Volunteer Assistant Coach .....	Andrew Stover (Virginia Western Community College)
Student Assistant.....	Caitlyn Nolan (Virginia Tech)
Director of Operations.....	Whitney Showalter (Virginia Tech)
Athletic Trainer .....	Kristen Matthis (Pitt, UCF)
Strength & Conditioning .....	Kelly Murphy (Cornell, Columbia)

**ROSTER**

No.	Name	Yr.	B/T	Pos.	Ht.	Hometown	High School / Previous School
2	Jayme Bailey	So.	R/R	U	5-5	Scott Depot, W.Va.	Hurricane
3	Keely Rochard	Jr.	R/R	P	5-8	Williamsburg, Va.	Warhill
4	Darby Trull	Jr.	L/L	OF	5-3	Fort Mill, S.C.	Nation Ford
5	Jenna Pearson	Fr.	R/R	U	5-8	North Stafford, Va.	North Stafford
7	Keara Napoli	Jr.	R/R	P	5-6	Alpharetta, Ga.	Cambridge / Georgia
8	Kelsey Bennett	So.	R/R	IF	5-5	Buford, Ga.	Buford
10	Mackenzie Osborne	Fr.	R/R	P	5-9	Richlands, Va.	Richlands
11	Cana Davis	Jr.	R/R	OF	5-9	Harrisonburg, Va.	Turner Ashby
12	Alexa Milius	So.	R/R	U	5-2	Thomaston, Conn.	Thomaston / Central Connecticut St.
15	Emma Yates	Fr.	R/R	C	5-6	Fairfax Station, Va.	South County
16	Meredith Slaw	So.	L/R	IF	5-11	Warsaw, Va.	Rappahannock
17	Molly Jacobson	Fr.	R/R	P	6-0	Waukee, Iowa	Waukee
18	Mackenzie Lawter	Jr.	R/R	C	5-5	South Boston, Va.	Halifax County
19	Maddie Rountree	Fr.	R/R	IF	5-11	Smithfield, Va.	Isle of Wight Academy
20	Maddy Federico	Fr.	R/R	OF	5-6	Midlothian, Va.	Manchester
21	Kelsey Brown	So.	L/R	OF	5-6	Haymarket, Va.	Battlefield / JMU
22	Maija Louko	Fr.	R/R	IF	5-7	Reston, Va.	South Lakes
24	Morgan Overaitis	So.	L/R	IF	5-4	Canton, Mich.	Salem / Michigan
26	Addy Greene	Fr.	L/R	IF	5-9	Suffolk, Va.	Nansemond-Suffolk Academy
27	Rebecca Ludowig	Fr.	R/R	U	5-10	Ashburn, Va.	Rock Ridge
28	Grace Chavez	So.	R/R	C	5-9	Las Vegas, Nev.	West Career & Technical Academy
31	Kayleigh Addington	Jr.	R/R	C	5-7	Lexington, Va.	Rockbridge
33	Kaylee Hewitt	Fr.	R/R	P	6-2	Murfreesboro, Tenn.	Riverdale
34	Ivy Rosenberry	Fr.	R/R	P	5-8	Winchester, Va.	James Wood
90	Emma Ritter	Fr.	R/R	OF	5-9	Perryville, Md.	John Carroll
97	Cameron Fagan	Fr.	L/R	IF	5-8	Dunnellon, Fla.	Dunnellon





### ACC Standings

Team	Overall	ACC	Pct.
No. 13/10 Clemson	40-5	29-5	.889
No. 7/8 Florida State	38-8-1	26-4-1	.802
No. 21/21 Duke	39-10	26-10	.796
<b>No. 20/20 Virginia Tech</b>	<b>32-12</b>	<b>23-11</b>	<b>.727</b>
[RV/RV] Notre Dame	31-12	20-10	.721
Louisville	21-27-1	15-21-1	.439
NC State	25-24	15-22	.510
Syracuse	20-23	12-20	.465
Georgia Tech	19-25	11-19	.432
North Carolina	14-25	10-19	.359
Pitt	17-29	12-24	.370
Virginia	15-33	10-27	.312
Boston College	13-32	8-24	.289

### 2021 ACC Softball Preseason Coaches Poll

Florida State (141 points, nine first-place votes)

**Virginia Tech (136 points, four first-place votes)**

Notre Dame (114 points)

Duke (99 points)

North Carolina (96 points)

Clemson (88 points)

Louisville (81 points)

NC State (78 points)

Georgia Tech (61 points)

Syracuse (39 points)

Pitt (31 points)

Virginia (28 points)

Boston College (22 points)

### 2021 Preseason All-ACC Softball Team

Hannah Goodwin, Clemson, Fr., INF

DJ Davis, Duke, Sr., INF

Sydney Sherril, Florida State, Jr., INF

Katie Marino, Notre Dame, Gr., INF

**Kelsey Bennett, Virginia Tech, So., INF**

Marissa Guimbarda, Clemson, Jr., OF

Dani Morgan, Florida State, Sr., OF

Taty Forbes, NC State, Sr., OF

**Jayme Bailey, Virginia Tech, So., OF**

Caylan Arnold, Florida State, Sr., P

Brittany Pickett, North Carolina, Sr., P

**Keely Rochard, Virginia Tech, Jr., P**

Anna Shelnut, Florida State, Sr., C

Valerie Cagle, Clemson, Fr., UT

**GREENSBORO, N.C.** – Florida State leads all ACC teams with four selections to the 2021 Preseason All-ACC Softball Team and has been selected as the 2021 ACC preseason favorite in a vote of the league's 13 head coaches.

The Seminoles, who have won the last six ACC Softball Championships, received nine first-place votes. Coaches were not allowed to vote for their own teams.

Virginia Tech finished second in the poll with 136 points and four first-place votes, while Notre Dame was picked third with 114 points. Duke (99 points), North Carolina (96 points) and Clemson (88 points) were slated fourth, fifth and sixth, respectively. Louisville was picked seventh with 81 points, followed by NC State (78 points), Georgia Tech (61 points) and Syracuse in 10th with 39 points. Pitt finished with 31 points for 11th, and Virginia (28 points) and Boston College (22 points) rounded out the voting.

### HOKIES IN THE FOUR SPOT

- After a 23-11 conference record, Tech is the four-seed for the 2021 ACC Championship.
- Oddly enough, the Hokies have defeated all three seeds ahead of them this season in a series.
- Tech beat No. 1 seed Clemson and No. 2 seed Florida State in the same weekend, beating both squads 2-1 in their ACC Pod series.
- On the road, the Hokies defeated No. 3 seed Duke 3-1 in their four-game series in Durham.

### LOOKING FOR REVENGE

- The Hokies begin their 2021 postseason campaign Thursday with an ACC quarterfinal matchup with the Fighting Irish.
- Notre Dame is the only team to have beat Tech in a series this season, and did so with a four-game sweep.
- Kelsey Brown and Cameron Fagan led the Hokies at the plate during that series, both going 7 for 16 with two runs batted in.
- Despite her 0-2 record in the set, Rochard pitched well maintaining a 0.82 ERA in 17.0 innings pitched.

### ROCHARD PITCHER OF THE YEAR

- Junior pitcher Keely Rochard was named the ACC Pitcher of the Year Tuesday.
- This marks the first time Rochard has won the award, but second straight full season that a Hokie has taken home the hardware after Carrie Eberle won it in 2019.
- Rochard has been no stranger to accolades this season as she has also been named ACC Pitcher of the Week three times and was named to the USA Softball Collegiate Player of the Year Top 25 Finalists.

### ALL-ACC HOKIES

- Five Hokies made the All-ACC teams announced by the conference Tuesday, tied for the most in a single season in school history with 2019.
- Keely Rochard was the lone first-teamer while Jayme Bailey, Kelsey Bennett, Kelsey Brown and Cameron Fagan were named to the All-ACC second team.
- Fagan was also named to the ACC All-Freshman Team, just the sixth freshman in school history to earn the distinction, joining current teammates Bailey and Bennett.
- The Hokies had the second-most players named to the teams across the conference, tied with Clemson, one behind Florida State and Notre Dame's six.

### REGIONALS FOR TSP?

- Virginia Tech was among the list of 20 potential hosts for NCAA Regionals.
- The 16 hosts will be announced during the NCAA Softball Selection Show on May 16.
- The Hokies have made the NCAA Tournament nine times in their history but have yet to host a regional.

### D'AMOUR GETS A HUNDO

- In the Hokies' 8-1 win in the series finale at Syracuse, Tech head coach Pete D'Amour earned his 100th win at Virginia Tech.
- D'Amour became the fastest coach in the program's history to reach 100 wins, taking just 127 games to accomplish the feat.
- D'Amour came to Blacksburg from Kennesaw State after the 2018 season that saw the Hokies go 23-30.
- In his three seasons, D'Amour's Hokies have won 47 games, 21 games (shortened season) and 32 games so far this year.

### ORANGE YOU GLAD

- Keely Rochard sure was glad to go up against Syracuse last weekend, as the junior racked up all four wins in the team's sweep.
- Rochard threw the second no-hitter of the season and seventh of her illustrious career in Game 1 vs. the Orange and flirted with a second of the weekend in both games Saturday.
- The Williamsburg, Virginia native struck out 37 batters to just three walks and only gave up one run.

### FAGAN ONE OF TOP FRESHMAN

- Last week, infielder Cameron Fagan was named to the Schutt Sports/NFCA Division I Freshman of the Year Top 30 list.
- The winner of the end-of-season award will be announced from the list of 30.
- No Hokie has one the award since its inception in 2014.
- Fagan is hitting .411 this season with three home runs and 16 runs batted in.

### HOKIES VS. THE ACC

- After their four-game sweep of the Orange, the Hokies are done with the ACC regular season schedule and will compete at the 2021 ACC Tournament in Louisville.
- Tech went 23-11 during the conference season, winning eight of their nine ACC series, with the only loss coming at the hands of Notre Dame in a four-game sweep.

### BROWN SPOTLESS ON BASES

- Kelsey Brown is a perfect 29 for 29 on stolen bases this season.
- No Hokie has finished a season with as many stolen bases without being thrown out.
- In her two seasons at Virginia Tech, Brown is 47-49 on stolen bases.

### ROCHARD IN 25 FINALISTS

- Pitcher Keely Rochard has been named a USA Softball Collegiate Player of the Year Top 25 Finalist.
- Rochard would be just the second Hokie to ever win the prestigious award behind Angela Tincher in 2008.
- The junior is second in the country in shutouts (11) and strikeouts (251) and fifth in wins (20) after leading the NCAA in all three categories in 2020.



**MISCELLANEOUS**

Multiple Hit Games	2	3	4	5+	Total
21 Kelsey Brown	10	7	-	-	17
97 Cameron Fagan	9	1	1	-	11
2 Jayme Bailey	7	2	-	-	9
8 Kelsey Bennett	6	2	-	-	8
90 Emma Ritter	7	-	-	-	7
4 Darby Trull	5	-	-	-	5
11 Cana Davis	5	-	-	-	5
26 Addy Greene	2	2	-	-	4
12 Alexa Milius	3	-	-	-	3
24 Morgan Overaitis	2	-	-	-	2
18 Mackenzie Lawter	2	-	-	-	2
TEAM	58	14	1	0	73

Hitting Streaks	Longest	Current
97 Cameron Fagan	14	1
21 Kelsey Brown	11	1
2 Jayme Bailey	8	4
4 Darby Trull	8	1
12 Alexa Milius	6	4
28 Grace Chavez	6	-
18 Mackenzie Lawter	5	-
26 Addy Greene	5	-
11 Cana Davis	4	-
24 Morgan Overaitis	4	-
8 Kelsey Bennett	4	4
90 Emma Ritter	3	1
16 Meredith Slaw	2	-
19 Maddie Rountree	1	-
31 Kayleigh Addington	1	-

Multiple RBI Games	2	3	4	5+	Total
2 Jayme Bailey	6	3	1	-	10
8 Kelsey Bennett	6	2	1	1	10
11 Cana Davis	5	1	-	-	6
26 Addy Greene	4	1	-	-	5
21 Kelsey Brown	3	-	1	-	4
12 Alexa Milius	1	1	1	-	3
4 Darby Trull	3	-	-	-	3
97 Cameron Fagan	2	1	-	-	3
28 Grace Chavez	2	1	-	-	3
16 Meredith Slaw	2	-	1	-	3
90 Emma Ritter	3	-	-	-	3
18 Mackenzie Lawter	2	-	-	-	2
24 Morgan Overaitis	1	-	-	-	1
31 Kayleigh Addington	1	-	-	-	1
TEAM	41	10	5	1	57

Reached Base Streaks	Longest	Current
21 Kelsey Brown	18	1
8 Kelsey Bennett	15	4
97 Cameron Fagan	14	1
2 Jayme Bailey	10	4
4 Darby Trull	8	4
18 Mackenzie Lawter	8	1
28 Grace Chavez	7	-
12 Alexa Milius	7	4
26 Addy Greene	5	-
11 Cana Davis	5	3
24 Morgan Overaitis	4	-
90 Emma Ritter	3	1
31 Kayleigh Addington	2	-
16 Meredith Slaw	2	-
19 Maddie Rountree	2	-
22 Maija Louko	1	1
20 Maddy Federico	1	1



Softball-America



**HOKIES IN THE POLLS**

	NFCA	USA Softball	Softball America	DI Softball
P	15	16	13	14
W1	14	15	12	13
W2	14	14	10	11
W3	15	14	11	13
W4	16	15	11	14
W5	18	16	13	15
W6	19	16	13	14
W7	19	16	14	15
W8	15	13	14	13
W9	15	14	13	13
W10	15	14	13	13
W11	15	13	12	13
W12	20	19	18	20
W13	20	20	18	20
W14	20	20	16	20

**TRIPLING INTO HISTORY**

- Outfielder Kelsey Brown hit her fourth triple of the season versus Notre Dame [2] (4/23).
- The Haymarket, Virginia native is now tied for the sophomore school record in triples with Emma Strouth from 2017.
- Her four triples are good enough for third in the ACC in the category.

**WELCOME BACK**

- Shortstop Cameron Fagan returned to the Hokies' lineup vs. Notre Dame after missing the previous 15 games.
- The freshman did not look like she missed any time as she went 7 for 16 in the series with two runs batted in and a run scored.
- Fagan, hailing from Dunnellon, Florida, is hitting .411 this season in 26 games.

**STILL SOLID IN LOSSES**

- Despite an 0-2 weekend, pitcher Keely Rochard still put up some impressive numbers against Notre Dame.
- The junior maintained an 0.82 earned runs average in 17.0 innings versus the Fighting Irish and struck out 26 batters, including a 14-strikeout performance in Game 3 (4/24).

**FIRST TIME FOR EVERYTHING**

- When the Hokies suffered a four-game sweep at the hands of Notre Dame, it became the first time head coach Pete D'Amour had been swept in his head coaching career including his two-year tenure at Kennesaw State.
- In fact, it was just the third series D'Amour has lost, second as Virginia Tech head coach, and holds a 26-3-1 record in series of three games or more, and has swept nine series.

**SWIPIN' WITH EASE**

- Tech outfielder Kelsey Brown has had her fair share of steals with season, with racking up 29 on the year and has yet to be thrown out.
- That came to fruition on April 17 in Game 2 of Tech's doubleheader with Georgia Tech, when 'Brownie' got three steals in the contest.
- In doing so, she became the first Hokie in a decade to turn in three or more steals in a game. The last Hokie to do it was Kat Banks, who had three as well, versus Boston College on March 27, 2011.

**FIRST-INNING BONANZA**

- Tech scored eight runs in the first inning against Longwood in Game 2 of the doubleheader, batting around the order.
- The eight-run explosion marked the second-highest scoring inning this season for the Hokies, with the top mark being 12 that came in the fifth inning when they run-ruled NC State in Raleigh 17-4.
- Versus the Lancers, an RBI single started it then four doubles happened on scoring plays consecutively that was capped off with a run off of a fielder's choice.

**BETTER WITH THE PRESSURE**

- When the Hokies have runners on base, they sure know how to capitalize.
- They are batting .324 with runners in scoring position, which is actually better than their bases-empty batting average of .296.

**MACK ON ANOTHER LEVEL**

- Catcher Mackenzie Lawter came into the Duke series batting .208, with going 5 of 24.
- Then after her career weekend, batting .500 and going 6 for 12 with a home run, double, three runs and a walk, she moved her season batting average up by almost a full point (!), with an improvement of .098 to be exact and was hitting .306 heading into the Longwood series, respectfully.

**MOVING UP**

- Junior pitcher Keely Rochard passed Maggie Tyler (2013-16, 700 Ks) for third on the Virginia Tech all-time strikeouts list at Syracuse.
- The righty has struck out 732 batters in her career and is 195 Ks from passing Ashlee Dobbe for second all-time.

**WHAT DO THEY DO WELL?**

- Tech ranks highly in the nation in a few categories that has led to its success.
- The Hokies are third overall in shutouts (16), 34th in slugging percentage (.499) and 36th in home runs per game (1.18).
- How do those stack up amongst its ACC peers? It is first in shutouts, second in slugging percentage and fourth in home runs per game.
- Individually, Keely Rochard ranks first in the ACC in hits allowed per seven innings (3.46), shutouts (13), strikeouts (288) and wins (24) and third in ERA (1.12).
- Jayme Bailey is third in the ACC for RBIs per game (.91) and first in sac flies (6), while Kelsey Brown is sixth in batting average (.403), third in hits (58), and second for stolen bases per game (0.66).

**GET THAT DUB**

- Tech pitcher Keely Rochard is one of the best in the circle and is especially good at getting the win as well.
- The Williamsburg, Virginia native is second in the country in wins, owning 24 on the year.

Name (School)	INN	W	L	PCT
Kassidy Wilbur (Stephen F. Austin)	191.2	28	3	.903
Keely Rochard (Virginia Tech)	194.0	24	7	.774
Gabbie Plain (Washington)	161.1	24	1	.960
Valerie Cagle (Clemson)	163.1	23	3	.885
Mary Haff (Arkansas)	160.2	22	4	.846

**SHUTOUT QUEEN**

- Queen Keelz is tough to get a run on, ranking as the top pitcher in the country for shutouts so far this season.
- Rochard is first nationally with 13 shutouts this year.
- Last season, the righty racked up seven and has 31 so far in her storied career.

Name (School)	ERA	K	W-L	SO
Keely Rochard (Virginia Tech)	1.12	288	24-7	13
Georgina Corrick (South Florida)	0.88	276	20-5	12
Hailey Dolcini (Fresno St.)	1.10	214	18-3	12
Kassidy Wilbur (Stephen F. Austin)	0.84	232	28-3	12





**2021 HONORS & AWARDS****Postseason**

Keely Rochard, ACC Pitcher of the Year  
 Keely Rochard, First Team All-ACC  
 Jayme Bailey, Second Team All-ACC  
 Kelsey Bennett, Second Team All-ACC  
 Kelsey Brown, Second Team All-ACC  
 Cameron Fagan, Second Team All-ACC  
 Cameron Fagan, ACC All-Freshman Team

**Inseason**

Cameron Fagan, Schutt Sports/NFCA Division I Freshman of the Year Top 30  
 Keely Rochard, USA Softball Collegiate Player of the Year Top 25 Finalist  
 Keely Rochard, ACC Pitcher of the Week (March 30)  
 Keely Rochard, ACC Pitcher of the Week (March 24)  
 Keely Rochard, NFCA Pitcher of the Week (March 23)  
 Keely Rochard, NFCA Pitcher of the Week (Feb. 23)

**Preseason**

Jayme Bailey, Preseason All-ACC Team  
 Kelsey Bennett, Preseason All-ACC Team  
 Keely Rochard, Preseason All-ACC Team  
 Keely Rochard, JWOS Preseason First Team All-American  
 Keely Rochard, USA Softball Collegiate Player of the Year Watchlist  
 Keely Rochard, D1 Softball Preseason Second Team All-American  
 Kelsey Bennett, Softball America Top-25 Sophomores  
 Keely Rochard, Softball America Top-25 Juniors  
 Keely Rochard, D1 Softball Preseason ACC Pitcher of the Year  
 Kelsey Bennett, Softball America Top 100 Players  
 Keely Rochard, Softball America Top 100 Players

**2020 HONORS & AWARDS****ACC Weekly Honors**

Keely Rochard, Pitcher of the Week (Feb. 25)  
 Keely Rochard, Pitcher of the Week (March 3)  
 Keely Rochard, Pitcher of the Week (March 10)

**NFCA Honors**

Keely Rochard, Pitcher of the Week (March 3)

**VaSID Awards**

Keely Rochard, Pitcher of the Year  
 Kaylee Hewitt, Rookie of the Year  
 Pete D'Amour, Coach of the Year  
 Jayme Bailey, First Team All-State  
 Kelsey Bennett, First Team All-State  
 Grace Chavez, First Team All-State  
 Mackenzie Lawter, First Team All-State  
 Keely Rochard, First Team All-State  
 Kelsey Brown, Second Team All-State

**Softball America**

Keely Rochard, First Team All-American  
 Keely Rochard, Top 100 Player  
 Kelsey Bennett, Top 100 Player  
 Jayme Bailey, Top 100 Player

**Preseason**

Jayme Bailey, JWOS Preseason Top 150 Player  
 Jayme Bailey, Preseason All-ACC Team  
 Keely Rochard, JWOS Preseason Top 150 Player  
 Keely Rochard, Preseason All-ACC Team  
 Darby Trull, JWOS Preseason Top 150 Player  
 Darby Trull, Preseason All-ACC Team  
 Darby Trull, Softball America Top 100  
 Kelsey Bennett, JWOS Preseason Top 150 Player  
 Kelsey Bennett, Preseason All-ACC Team  
 Kelsey Bennett, Softball America Top 100

**HITTING EXPLOSION**

- The Hokies have three of their five all-time leaders in career batting average on the current roster (minimum 150 at-bats).
- Kelsey Brown (.393), Jayme Bailey (.359) and Kelsey Bennett (.339) are Nos. 1, 3, 5, respectively.

Name (Years)	BA
Kelsey Brown (2020-present)	.393
Jenna Rhodes (2006-09)	.384
Jayme Bailey (2019-present)	.359
Michelle Meadows (1997-00)	.347
Kelsey Bennett (2019-present)	.339

**ROCHARD VERSUS THE BEST**

- Keely Rochard has seen her fair share of ranked foes, with 10 to be exact.
- In those games, the junior is 6-4 and is coming off going 2-1 at then-No. 12/14 Duke.
- In the Duke series, she held the nationally-ranked Blue Devils, who averaged the most runs a game (6) in the ACC coming into the series, to just one run in the first game, three in the second game and three in the fourth – all well below their average.

**D'AMOUR HOLDS OWN VS. TOP 25**

- Tech coach Pete D'Amour is 10-8 versus the NFCA/USA Today and USA Softball/ESPN.com Top 25 polls since his arrival to Tech.
- This season, he is 5-2 with winning two series against the two top-25 foes of then-No. 13/14 Florida State and then-No. 12/14 Duke.

**BEEN A MINUTE**

- When Tech took down No. 12/14 Duke on the road, it marked the first time it had won on the road against a ranked opponent since March 1, 2019, when it defeated then-No. 8/8 Georgia 7-6 in eight innings in Athens.

**ALL GOOD THINGS COME TO AN END**

- For the Hokies, they got to boast one of the crazier stats you'll ever find on the diamond.
- They got to hold their in-state rival Virginia to not reaching third base for seven straight games, which obviously means seven consecutive contests of shutout ball.
- But, as the saying goes, all good things must come to an end, and that incredible streak was snapped Wednesday at UVA in the bottom of the fifth inning.
- A runner would reach third on a wild pitch and then later score.
- How many UVA batters did that streak last on? It lasted on 173.
- Keely Rochard pitched in five of those games, while Carrie Eberle (now at Oklahoma State) pitched two.

**GOING BACK TO BACK**

- In the doubleheader vs. Radford on March 17, the Hokies went back-to-back multiple times.
- In Game 1, Cana Davis and Alexa Milius hit back-to-back solo homers, each players' second homer of the year.
- In Game 2, Jayme Bailey, Kelsey Bennett and Morgan Overaitis went back-to-back-to-back, marking the first time Tech had accomplished the feat since Feb. 21, 2015.

**WALK IT OFF**

- Up 8-1 in the bottom of the fifth inning in Game 2 vs. Radford, Grace Chavez entered the game as a pinch hitter with two outs and belted one over the left field wall to end the game 9-1.
- It was the Hokies' first walk-off home run of the season and first since April 12, 2019 when Mackenzie Lawter walked off Virginia after five innings.
- The homer was Chavez's fifth of the year and first since Game 3 vs. No. 13/13 Florida State.

**BENNETT BOMBS**

- Since March 13, Kelsey Bennett has hit nine home runs, including her school record three homers in Sunday's win at NC State.
- The sophomore is leading the team with 10 homers on the season.

**BAILEY ON ST. PATRICK'S DAY**

- In the doubleheader vs. Radford, sophomore Jayme Bailey went 4 for 5 with a double, triple and a home run for five runs batted in.
- Bailey was second on the team last season in RBIs with 21 in 25 games.

**HAVE A DAY, HOKIES**

- With eight home runs in the series finale at NC State, Tech set a new school record for home runs in a game.
- The team shattered the previous record of five home runs, hitting that in one inning vs. the Wolf-pack.
- Sophomore Kelsey Bennett also broke the school record for home runs in a game for a single player with three.
- Tech set a new record for most players to hit a home run in a game with six Hokies going yard.

**ROCHARD EARNS NATIONAL HONOR**

- After going 3-1 in the Clemson and Florida State series, beating the Seminoles twice including a one-hit shutout, Keely Rochard was named the Wilson NFCA Pitcher of the Week on Feb. 23.
- This is the fourth time in her career that Rochard was named the national pitcher of the week after accomplishing the feat once in 2020 and twice in 2019.

**FOUR BASES, FOUR TIMES**

- Sophomore Grace Chavez has hit a home run in four straight games played, starting with the last game of the Clemson series and every game of the Florida State series.

**I'LL TAKE TWO**

- Entering the day without turning a double play on the season, the Hokies infield turned five in the Clemson doubleheader (2/19), helping lead the team to back-to-back wins.
- Freshman second baseman Addy Greene had a hand in all five as Tech's defense and pitching held the Tigers to just one run on the day.



**WHAT A RELIEF**

- In Game 1 vs. Florida State, freshman pitcher Mackenzie Osborne relieved fellow freshman Ivy Rosenberry and held the Seminoles to just one hit in 4.0 innings.
- The Richlands, Virginia native allowed just two baserunners the entire outing, shutting FSU down the rest of the way.

**PARTY LIKE ITS 2007**

- The Hokies were ranked No. 14 in the Week 2 USA Today/NFCA Coaches Poll it's highest ranking since 2007 and second-highest ranking ever.
- Tech was ranked No. 13 in the poll for one week in 2007, marking its highest rank in program history.
- The Hokies check in at No. 14 in the Week 2 ESPN.com/USA Softball Poll.

**LOCKDOWN PITCHING**

- Keely Rochard and Ivy Rosenberry did not allow a run to Kennesaw State in the three-game series to open the season.
- The Owls were seventh in the nation in 2020 in batting average, batting .350 as a team for the season.
- Rochard and Rosenberry held KSU to a .108 batting average, allowing just eight hits combined.

**EXTRA EXTRA**

- The Hokies hit eight extra-base hits at Kennesaw State, averaging over two per game, with five doubles, two home runs and one triple.
- Jayme Bailey and Emma Ritter lead the team with two a piece, a double and triple for Bailey and a double and home run for Ritter.

**NEW YEAR, SAME KEELY**

- Starting two out of the three games at Kennesaw State, pitcher Keely Rochard threw two complete game shutouts and struck out 18 batter while doing so.
- Rochard led the country in 2020 in strikeouts (183), wins (15) and shutouts (7).
- In the 14.0 innings pitched at Kennesaw, Rochard allowed only five hits and walked ust two batters.

**SECOND TIMES THE CHARM**

- Freshmen Addy Greene and Emma Ritter both homered in their second career at-bats in Game 1 of the series at Kennesaw State.
- Ritter launched a lead-off solo shot in the fourth inning to increase Tech's lead to 3-0 and two batters later Greene hit a two-run bomb that gave the Hokies a 5-0 lead.
- Both Greene and Ritter started all three games of the series at second base and left field, respectively.

**QUITE THE DEBUT**

- Freshman Ivy Rosenberry made her first start in Game 2 at Kennesaw State, throwing a complete game shutout.
- The Virginia native allowed just three hits, no walks and struck out two.
- Rosenberry retired 21 of the 24 batters she faced.

**THEY'RE BACK**

- The Hokies bring back eight starters from last season's 21-4 team, including Keely Rochard, Kelsey Bennett, Jayme Bailey and Darby Trull.
- Kelsey Brown is also back after leading the team in stolen bases last season with 18 in 25 games.
- Catcher Mackenzie Lawter, Designated Player Grace Chavez and First Base Meredith Slaw are also back.

**IT'S BEEN A WHILE**

- Virginia Tech was ranked No. 15 to start the season the USA Today/NFCA Coaches Poll, its highest preseason ranking since 2008.

**NEED A BIGGER SHELF**

- Junior pitcher Keely Rochard racked in pre-season awards before the 2021 season earning Preseason All-ACC Team, D1 Softball & Justin's World of Softball Preseason All-American and named to the USA Softball Collegiate Player of the Year watchlist, to name a few.
- Rochard led the country in strikeouts (183), wins (15) and shutouts (7) in 2020.

**CLOSING THE GAP**

- Virginia Tech was picked to finish second in the conference behind Florida State in the 2021 ACC Preseason Coaches Poll.
- Tech received 136 points in the poll, just five behind Florida State's 141.
- The two teams were picked to finish first and second, respectively in the 2020 poll, but the Seminoles led the Hokies by a 18-point margin.
- The Hokies and Seminoles were the only teams in the conference to garner first-place votes with FSU receiving nine and VT four.

**HOKIES STAY HOT IN FLORIDA**

- Tech went 4-1 in Jacksonville at the JU/UNF Spring Break Challenge.
- The Spring Break Challenge was the second time this season the Hokies made the trip to Florida. Tech went 3-2 at the St. Pete/Clearwater Elite Invitational.

**STARTERS SUMMARY**

Player	GS	Position										Batting Order										
		p	c	1b	2b	3b	ss	lf	cf	rf	of	dh	1st	2nd	3rd	4th	5th	6th	7th	8th	9th	
8 Kelsey Bennett	44	.	.	.	.	26	18	.	.	.	.	.	.	.	.	5	29	4	5	1	.	
2 Jayme Bailey	44	.	.	34	.	.	.	.	.	10	.	.	.	.	.	3	8	28	1	1	2	.
4 Darby Trull	42	.	.	.	.	.	.	.	42	.	.	.	.	.	.	7	1	.	1	14	6	12
21 Kelsey Brown	42	.	.	.	.	.	.	40	2	.	.	.	.	.	41	.	.	.	.	.	.	1
26 Addy Greene	36	.	.	.	30	.	6	.	.	.	.	.	.	.	.	7	.	.	.	4	6	11
18 Mackenzie Law	34	.	34	.	.	.	.	.	.	.	.	.	.	.	.	3	1	.	2	1	2	14
3 Keely Rochard	30	30	.	.	.	.	.	.	.	.	.	.	.	.	.	.	.	.	.	.	.	.
90 Emma Ritter	29	.	.	.	.	.	.	4	.	25	.	.	.	.	.	.	.	4	4	14	5	2
97 Cameron Faga	26	.	.	.	.	5	20	.	.	.	.	.	.	1	3	23	.	.	.	.	.	.
12 Alexa Milius	26	.	10	.	.	10	.	.	.	.	.	.	6	.	.	6	1	1	4	4	7	3
11 Cana Davis	23	.	.	.	.	.	.	.	.	.	8	.	15	.	.	10	3	1	1	2	5	1
28 Grace Chavez	20	.	.	.	.	.	.	.	.	.	.	.	20	.	.	.	16	1	.	1	.	2
24 Morgan Overait	19	.	.	.	14	3	.	.	.	.	1	.	1	.	.	1	2	.	4	9	2	1
16 Meredith Slaw	10	.	.	10	.	.	.	.	.	.	.	.	.	.	.	.	.	6	1	1	2	.
34 Ivy Rosenberry	9	9	.	.	.	.	.	.	.	.	.	.	.	.	.	.	.	.	.	.	.	.
10 Mackenzie Osb	5	5	.	.	.	.	.	.	.	.	.	.	.	.	.	.	.	.	.	.	.	.
19 Maddie Rountr	1	.	.	.	.	.	.	.	.	.	.	.	1	.	.	.	.	.	.	.	.	1



### ROCHARD NEARLY PERFECT

- Keely Rochard threw her fourth-career no-hitter at Jacksonville, throwing seven innings and striking out 13 batters.
- A first-inning walk was the difference in the no-hitter and a perfect game, which would have been the second of her career.
- Rochard nearly threw back-to-back no-hitters against Stony Brook. The Seawolves got a hit with two outs in the bottom of the seventh to break up almost 14-straight innings of no-hit ball.

### TECH SWEEPS IN CHARLESTON

- The Hokies went 5-0 at the Charleston Invitational last week, winning all five by at least five runs and two by run-rule.
- Tech beat Dartmouth 12-2 [5], Army 8-3, Bradley 9-1, North Carolina A&T 16-0 [5] and College of Charleston 5-0.
- Meredith Slaw led the team in RBIs for the weekend with eight in just seven at-bats. She set career-highs in RBIs (4), hits (2) and runs scored (2) vs. North Carolina A&T.
- Kaylee Hewitt threw her first career no-hitter.

### HEWITT THROWS NO-NO

- Freshman Kaylee Hewitt threw her first career no-hitter against North Carolina A&T.
- She accomplished the feat with only 59 pitched through five innings.
- Hewitt was one walk from a perfect game after she allowed a base on balls in the first inning and retired every batter after.
- She finished the game with seven strikeouts, one short of her career high.

### HOKIES IMPRESS IN CLEARWATER

- Tech defeated three ranked opponents at the St. Pete/Clearwater Elite Invitational.
  - The Hokies took down #18/17 South Carolina, #14/13 Minnesota and #21/23 Northwestern in Florida.
  - Minnesota was the highest ranked opponent that Tech beat at a neutral site since No. 8 Georgia on March 1, 2019.
  - The Hokies were ranked No. 24/25 following the weekend.
- the Hokies last year.

### SOMETHING ABOUT THE OPENER

- For the second straight season under Pete D'Amour's direction, the Hokies broke the school record for stolen bases in the season-opening weekend in 2020.
- Tech put together eight steals at Coastal Carolina last Friday night, topping the previous high of seven set versus Purdue last year.
- The Hokies, as stated on the first page, rank 10th in the country in steals per game (3.0).

### RACK 'EM UP

- When pitcher Keely Rochard threw 15 chairs against Iowa, it marked the first time a Hokie had 15 Ks since Feb. 27, 2016, when Maggie Tyler had 15 of her own versus USC Upstate.

### LITTLE CRAY TO SAY THE LEAST

- The improvement in numbers from 2018 to 2019 are pretty drastic to say the least thanks to a new coaching staff and players playing up to their potential.
- Below are just a few of the quite contrast in hitting and pitching numbers.

Statistics	'2018	'2019	Dif.
Batting average	.242	.334	+.092
Hits	341	515	+174
Runs	172	395	+223
Home runs	35	97	+62
Doubles	69	98	+29
Pitcher strikeouts	316	359	+43
ERA	2.34	1.98	0.36
Shutouts	8	22	+14
Errors	48	47	+1

## TECH SOFTBALL PARK



### QUICK FACTS

Surface	Grass outfield, dirt infield
Dimensions (LF-CF-RF)	200-220-200
First Game	March 25, 1998, W, 8-6 (8 Inn.) vs. Charlotte
Seasons in Use	24th Season
Record at TSP	288-141 (.671) Games: 429
vs. Ranked Teams	18-33 (.353) Games: 51

### UNDER D'AMOUR

At TSP	25-11
ACC Record at home	14-10
vs. Nonconference at home	11-1
vs. Ranked Teams at home	1-1

The Virginia Tech softball team has the luxury of playing and practicing in some of the finest facilities on the East Coast. Using the Tech Softball Park, Softball Indoor Facility and a state-of-the-art weight room, the Hokies train in terrific facilities designed to help them win championships. Combined with a new locker room and one of the best scoreboard and video boards in the country, the Hokies have it all when it comes to what they need to win.

Tech Softball Park, which was completed in the fall of 1997, has dimensions of 200 feet down the lines and 220 feet to center field. In January of 2008, an additional 746 permanent seats were installed, bringing the capacity up from 336 to 1,024. The new bleachers match the ones that were already in place and now extend down to the end of both dugouts.

Thanks to an anonymous donation, TSP now has seatbacks in the section behind home plate, which was completed in fall 2017.





### A HISTORY LESSON

- Tech has been to nine regionals in its storied history, including five of the last nine years, and owns an overall record of 14-17 in regionals.
- The kicker is that it hasn't made it out of one since 2008, when it went onto the Ann Arbor Super Regional and eventually the WCWS.
- Of the nine NCAA regional trips, eight of the nine have been on SEC campuses.
- Below are the Hokies' nine regional appearances and how they turned out.

Site	Year	Record	Regional Winner
Lexington, Ky.	2019	2-2	Kentucky
Knoxville, Tenn.	2015	0-2	Tennessee
Knoxville, Tenn.	2014	1-2	Tennessee
Lexington, Ky.	2013	3-2	Kentucky
Knoxville, Tenn.	2012	2-2	Tennessee
Knoxville, Tenn.	2008	3-1	Virginia Tech
Columbus, Ohio	2007	1-2	Cal State Fullerton
Knoxville, Tenn.	2006	1-2	Tennessee
Knoxville, Tenn.	2005	1-2	Tennessee

### TALK ABOUT A TURNAROUND

- Under Tech coach Pete D'Amour's guidance, Tech cracked the NCAA record book for biggest turnarounds.
- The minimum is 20 more wins than the previous season. Tech's 21 1/2-win differential is tied for the 18th-most in NCAA history and most since 2011, when Indiana had a 21 1/2-game turnaround.

### ACC REGULAR-SEASON CHAMPS

- For the first time since 2007 and only the second time in school history, the Hokies came away with the best record in the ACC during the regular season.
- Tech's 20-4 record in ACC play topped Florida State's clip of 19-5, giving them a one-game advantage and the crown. It also won the Coastal Division for the first time in program history.
- But the Seminoles would get it done in the ACC Championship, winning the 10-team tournament on their home field.

### THE BEST IN THE ACC

- In 2019, Tech led the ACC in a few categories when it came to the plate and the circle.
- The Hokies boasted three team categories that sat atop the league's stats.
- As a team, Tech had the best batting average (.334), fewest hits allowed (293) and shutouts (22).

### US & OU

- Tech, made up of an elite pitching staff and a bunch of sound batters, was one of only two teams in the nation in 2019 to be in the top six nationally in shutouts (22) and batting average (.334).
- The other school was Oklahoma, the Big 12 champion and the WCWS runner-up.
- A comparison of the two juggernauts is below with the (#) signifying where the mark ranked in the land.

School	BA	HR/PG	R/PG	SHO	ERA
OU	.344 (#1)	1.83 (#1)	7.30 (#3)	28 (#1)	1.40 (#1)
VT	.334 (#4)	1.67 (#3)	6.81 (#6)	22 (#4)	1.98 (#20)

### OUT AHEAD

- The Hokies in 2019 typically got off to a fast start, outscoring their opponents 235-32 in the first three innings of games in Year 1 of the Pete D'Amour era.
- They outscored their opponents 90-10 in the first inning, 62-11 in the second and 83-11 in the third.
- Tech went 45-3 when it scored first last year and an underwhelming 2-8 when its opponent scored first.

### THE MOUNTAINTOP

- After winning all three of its games at Boston College for their final ACC series, the Hokies finished with the most ACC wins in school history, boasting 20 in 2019.
- Of those 20, 12 came on the road with Tech owning a perfect 12-0 record in ACC road games.

Year	ACC Ws	Overall Record	Postseason
2019	20	45-9 (20-4 ACC)	Regionals (Lexington)
2014	19	36-23 (19-9 ACC)	Regionals (Knoxville)
2008	16	49-19 (16-5 ACC)	WCWS (Oklahoma City)
2007	15	49-16 (15-5 ACC)	Regionals (Columbus)

## 2008 WOMEN'S COLLEGE WORLD SERIES TEAM



### QUICK FACTS

Record	49-19 (.721)
ACC Record	16-5 (.752)
Home	15-5 (.750)
Away	18-5 (.782)
Neutral	16-9 (.640)
vs. Ranked Teams	8-9
Highest Ranking	No. 8 in final NFCA Poll
Lowest Ranking	No. 24 in Week 3 NFCA Poll

### THE RUN

ACC Championship W, 7-4 Maryland | W, 2-0 Florida State | W 2-0 NC State  
 NCAA Regionals W, 1-0 [10] Louisville | W, 4-0 Tennessee | L, 7-1 UT | W 4-2 UT  
 NCAA Super Regionals L, 1-0 Michigan | W, 1-0 Michigan | W, 6-1 Michigan  
 WCWS L, 1-0 Texas A&M | L, 2-0 [9] Florida

In 2008, the Hokies reached new levels, culminating with a trip to Oklahoma City for the Women's College World Series. After finishing second in the regular season, the Hokies rolled through the ACC Tournament for the second time in a row, guaranteeing them their fourth straight NCAA Regional appearance.

Pitcher Angela Tincher led the way in the circle, winning All-America honors and National Player of the Year. She became only the third person at the time in NCAA softball history to rack up over 2,000 career strikeouts.

The Hokies made their first trip ever to the WCWS and finished the season with a school-record 50 wins, program-best 16 ACC wins and highest-ever finish in the NFCA poll with a No. 8 ranking in the final poll.

Tech also had a historic upset of the U.S. National Team, breaking the Red, White & Blue's 185-game, pre-Olympic exhibition tour winning streak with a 1-0 win on March 26.





## RESULTS

Date	Opponent	Score	Inns	Overall	Conference	Pitcher of record	Attend	Time
Feb 13, 2021	at Kennesaw State-1	w 6-0	7	1-0-0	0-0-0	K. Rochard (W 1-0)	80	2:35
Feb 13, 2021	at Kennesaw State-2	w 6-0	7	2-0-0	0-0-0	Rosenberry (W 1-0)	80	1:48
Feb 14, 2021	at Kennesaw State	w 4-0	7	3-0-0	0-0-0	K. Rochard (W 2-0)	80	1:43
* Feb 18, 2021	at Clemson	L 1-8	7	3-1-0	0-1-0	K. Rochard (L 2-1)	234	1:59
* Feb 19, 2021	at Clemson-1	w 9-0	5	4-1-0	1-1-0	Rosenberry (W 2-0)	372	1:31
* Feb 19, 2021	at Clemson	w 4-1	7	5-1-0	2-1-0	K. Rochard (W 3-1)	372	1:55
* Feb 20, 2021	vs #13 Florida State-1	L 1-7	7	5-2-0	2-2-0	Rosenberry (L 1-1)	88	2 ho
* Feb 20, 2021	vs #13 Florida State-2	w 9-1	5	6-2-0	3-2-0	K. Rochard (W 4-1)	88	1:45
* Feb 21, 2021	vs #13 Florida State	w 6-0	7	7-2-0	4-2-0	K. Rochard (W 5-1)	88	2:11
* Mar 12, 2021	at NC State	w 4-2	7	8-2-0	5-2-0	K. Rochard (W 6-1)	0	2:16
* Mar 13, 2021	at NC State-1	L 0-8	5	8-3-0	5-3-0	Rosenberry (L 2-2)	-	1:30
* Mar 13, 2021	at NC State-2	w 12-2	6	9-3-0	6-3-0	K. Rochard (W 7-1)	-	2:29
* Mar 14, 2021	at NC State	w 17-4	5	10-3-0	7-3-0	K. Rochard (W 8-1)	0	2:05
Mar 17, 2021	RADFORD-1	w 11-1	5	11-3-0	7-3-0	Rosenberry (W 3-2)	300	1:20
Mar 17, 2021	RADFORD-2	w 9-1	5	12-3-0	7-3-0	M. Osborne (W 1-0)	300	1:35
* Mar 19, 2021	PITT	w 9-0	5	13-3-0	8-3-0	K. Rochard (W 8-1)	300	1:40
* Mar 20, 2021	PITT-1	L 3-5	7	13-4-0	8-4-0	Rosenberry (L 3-3)	300	2:10
* Mar 20, 2021	PITT-2	w 5-0	7	14-4-0	9-4-0	K. Rochard (W 10-1)	300	2:10
* Mar 21, 2021	PITT	w 2-0	7	15-4-0	10-4-0	K. Rochard (W 11-1)	300	1:50
Mar 24, 2021	VIRGINIA	w 7-0	7	16-4-0	10-4-0	K. Rochard (W 12-1)	300	2:04
* Mar 26, 2021	at Louisville	w 3-0	7	17-4-0	11-4-0	K. Rochard (W 13-1)	232	2:03
* Mar 27, 2021	at Louisville-1	w 2-0	7	18-4-0	12-4-0	K. Rochard (W 14-1)	-	1:43
* Mar 27, 2021	at Louisville-2	L 2-3	7	18-5-0	12-5-0	K. Rochard (L 14-2)	256	1:40
* Mar 28, 2021	at Louisville	w 8-0	5	19-5-0	13-5-0	K. Rochard (W 15-2)	189	1:37
Mar 30, 2021	at Virginia	w 9-1	7	20-5-0	13-5-0	K. Rochard (W 16-2)	95	2:34
* Apr 2, 2021	at #12 Duke	w 4-1	7	21-5-0	14-5-0	K. Rochard (W 17-2)	0	2:16
* Apr 3, 2021	at #12 Duke-1	w 7-3	7	22-5-0	15-5-0	K. Rochard (W 18-2)	-	2:17
* Apr 3, 2021	at #12 Duke-2	w 4-2	(8)	23-5-0	16-5-0	Rosenberry (W 2-0)	-	2:17
* Apr 04, 2021	at #12 Duke	L 1-3	7	23-6-0	16-6-0	K. Rochard (L 18-3)	0	1:51
Apr 07, 2021	LONGWOOD-1	w 2-0	7	24-6-0	16-6-0	K. Rochard (W 19-3)	-	1:24
Apr 07, 2021	LONGWOOD-2	w 11-6	7	25-6-0	16-6-0	Rosenberry (W 5-3)	300	2:07
* Apr 16, 2021	GEORGIA TECH	L 4-6	7	25-7-0	16-7-0	K. Rochard (L 19-4)	300	2:12
* Apr 17, 2021	GEORGIA TECH-1	w 4-3	7	26-7-0	17-7-0	Rosenberry (W 6-3)	-	1:53
* Apr 17, 2021	GEORGIA TECH-2	w 10-4	7	27-7-0	18-7-0	M. Osborne (W 2-0)	300	1:49
* Apr 18, 2021	GEORGIA TECH	w 12-0	5	28-7-0	19-7-0	K. Rochard (W 20-4)	300	1:31
* Apr 23, 2021	NOTRE DAME-1	L 1-2	7	28-8-0	19-8-0	K. Rochard (L 20-5)	150	2:10
* Apr 23, 2021	NOTRE DAME-2	L 5-6	7	28-9-0	19-9-0	Rosenberry (L 6-4)	150	2:05
* Apr 24, 2021	NOTRE DAME	L 3-4	(9)	28-10-0	19-10-0	K. Rochard (L 20-6)	150	2:55
* Apr 25, 2021	NOTRE DAME	L 1-3	7	28-11-0	19-11-0	M. Osborne (L 2-1)	150	1:39
Apr 28, 2021	at Liberty	L 3-5	(9)	28-12-0	19-11-0	K. Rochard (L 20-7)	160	2:35
* Apr 30, 2021	at Syracuse	w 8-0	7	29-12-0	20-11-0	K. Rochard (W 21-7)	8	2:10
* May 01, 2021	at Syracuse-1	w 11-1	5	30-12-0	21-11-0	K. Rochard (W 22-7)	12	2:35
* May 01, 2021	at Syracuse-2	w 3-0	7	31-12-0	22-11-0	K. Rochard (W 22-7)	12	1:55
* May 02, 2021	at Syracuse	w 8-1	7	32-12-0	23-11-0	K. Rochard (W 24-7)	12	1:50

( ) extra inning game



**THE LAST TIME VIRGINIA TECH..**

Recorded 10+ hits in a game	12 vs. Georgia Tech [2] (4/17/21)
Recorded 15+ hits in a game	16 at NC State (3/14/21)
Scored 10+ runs in a game	11 at Syracuse [1] (5/1/21)
Scored 15+ runs in a game	17 at NC State (3/14/21)
Drew eight walks or more in a game	8 vs. Dartmouth (2/21/20)
Stole five or more bases in a game	5 vs. Pitt [2] (3/20/21)
Hit just 3 home runs in a game	3 at George Mason (3/11/20)
Hit just 4 home runs in a game	4 vs. Radford [2] (3/17/21)
Hit 4+ home runs in a game	5 vs. Georgia Tech (4/18/21)
Had 3+ players with 3+ hits in a game	3-Lauren Duff, 3-Emma Strouth & 3-Carolina Schoenewald, WCU [1] (4/25/17)
Turned a triple play	No. 1 Florida State, L, 12-5 [5] [1] (3/10/17)
Highest ranked opponent defeated	No. 4 Michigan, 6-2, at Gainesville, Fla. (2/20/99)
Defeated ranked opponent at home	No. 20/17 JMU, 12-0 [5] (4/10/19)
Highest ranked opponent defeated at home	No. 6 JMU, 2-1 (4/6/16)
Defeated ranked opponent on the road	No. 12/14 Duke, 4-2 [2] (4/3/21)
Highest ranked opponent defeated on the road	No. 6 Michigan, 6-1 (5/25/08)
Defeated ranked opponent at neutral site	vs. No. 13/14 Florida State, 6-0, in Alanta, Ga. (2/21/21)
Highest ranked opponent defeated at neutral site	No. 4 Michigan, 6-2, at Gainesville, Fla. (2/20/99)
Defeated a top-10 team	No. 8 Georgia, 7-6 [8 inn.] (3/1/19)
Won a run-rule game	at Syracuse [1], 11-1 [5 inn.] (5/1/21)
Lost a run-rule game	at NC State [1], 8-0 [5 inn.] (3/13/21)
Won an extra-inning game	at No. 12/14 Duke [2], 4-2 [8 inn.] (4/3/21)
Lost an extra-inning game	at Liberty, 5-3 [9 inn.] (4/28/21)
Was no-hit by	Alexa Romero, vs. Syracuse, L, 2-0 (3/9/18)

**THE LAST TIME A TECH PLAYER..**

Recorded five hits in a game	Caroline Schoenewald, vs. Lamar (2/8/18)
Recorded four hits in a game	Cameron Fagan, at Syracuse (5/2/21)
Drove in 5+ runs in a game	7, Kelsey Bennett at NC State (3/14/21)
Scored 4+ runs in a game	4, Jayme Bailey at NC State (3/14/21)
Hit a grand slam	Alexa Milius at NC State (3/14/21)
Hit 2+ home runs in a game	3, Kelsey Bennett at NC State (3/14/21)
Player hit back-to-back home runs	2 inn. & 3 inn., Kelsey Bennett at NC State (3/14/21)
Players hit back-to-back home runs	Cana Davis and Alexa Milius vs. Radford [1] (3/17/21)
Players hit back-to-back-to-back home runs	3rd inn. J. Bailey, K. Bennett and M. Overaitis vs. Radford [2] (3/17/21)
Hit for the cycle	Never
Had 2+ doubles in a game	2, Kelsey Brown vs. Longwood [2] (4/7/21)
Had 2+ triples in a game	2, Courtney Brinkman at ETSU (4/25/02)
Drew 4+ walks in a game	4, Courtney Liddle vs. Miami (3/10/12)
Stole 3+ bases in a game	3, Kelsey Brown vs. Georgia Tech [2] (4/17/21)
Had a walk-off home run	Grace Chavez vs. Radford [2], 9-1 [5] (3/17/21)
Had a walk-off grand slam	Betty Rose vs. Cornell, 8-4 (3/20/12)
Had a walk-off hit	Caroline Schoenewald vs. Liberty 1-0 [8] (4/10/18)

**THE LAST TIME A TECH PLAYER..**

Struck out 15+ batters	16, Keely Rochard at Syracuse (4/30/21)
Struck out 10+ batters	16, Keely Rochard at Syracuse (4/30/21)
Threw a no-hitter	Keely Rochard at Syracuse (4/30/21)
Threw a 7-inning no-hitter	Keely Rochard at Syracuse (4/30/21)
Threw a 7-plus-inning no hitter	Angela Tincher vs. Florida State (5/10/08)
Threw a perfect game	Keely Rochard vs. No. 20/17 JMU [5 Inn.] (4/10/19)
Threw a 7-plus-inning perfect game	Angela Tincher vs. Florida State [8 Inn.] (3/24/07)

**THE LONGEST TECH GAMES..**

14 Innings	Virginia Tech 3, Florida State 2; First Round of 2005 ACC Championship (College Park, Md.)
13 Innings	Virginia Tech 3, Marshall 2; 2013 NCAA Tournament (Lexington, Ky.)
12 Innings	BC 2, VT 1; 2003 (Chestnut Hill), VT 1, Louisville 0; 2005 NAAs (Knoxville), Arizona 4, VT 3; 2008 (Tucson)
11 Innings	VT 2, Liberty 1; 2000 (Chattanooga); VT 6, Nevada 5; 2005 (Las Vegas)
10 Innings	10 times; last: Virginia Tech 6, Pitt 3; 2015 (Pittsburgh, Pa.)
9 Innings	27 times; last: Liberty 5, Virginia Tech 3; 4/28/21 (Lynchburg, Va.)

**What's a Hokie?**



The answer leads all the way back to 1896 when Virginia Agricultural and Mechanical College changed its name to Virginia Polytechnic Institute. With the change came the necessity for writing a new cheer and a contest for such a purpose was held by the student body.

Senior O.M. Stull won first prize for his "Hokie" yell which is still used today. Later, when asked if "Hokie" had any special meaning, Stull explained the word was solely the product of his imagination and was used only as an attention-getter for his yell. It soon became a nickname for all Tech teams and for those people loyal to Tech athletics.

The official university school colors - Chicago Maroon and Burnt Orange - also were introduced in 1896. The colors were chosen by a committee because they made a 'unique combination' not worn elsewhere at the time. The official definition of "Hokie" is "a loyal Virginia Tech Fan".


**'19 CLASS OF ACC COACHES**

- The Atlantic Coast Conference entered 2019 with five new softball head coaches from its then-12 member institutions, including Louisville's Holly Aprile, NC State's Jennifer Patrick-Swift, Pitt's Jodi Hermanek, Syracuse's Shannon Doepking and Virginia Tech's Pete D'Amour.
- Previously, Aprile was the head coach at Pitt, Patrick-Swift was the head coach at St. Francis, Hermanek was the head coach at Ohio, Doepking was the head coach at Dartmouth and D'Amour was the head coach at Kennesaw State.

Name	Team	Overall	Win. %
Pete D'Amour	Virginia Tech	100-27	.787
Jennifer Patrick-Swift	NC State	75-57	.568
Holly Aprile	Louisville	66-63-1	.512
Shannon Doepking	Syracuse	52-65	.444
Jodi Hermanek	Pitt	38-82	.317

**SOFTBALL INDOOR FACILITY**

- The facility, which is attached to Rector Field House (track & field) and immediately adjacent to Tech Softball Park, opened the fall 2018 and provides the Hokies with an indoor infield for practice during inclement weather, along with four cages for hitting and pitching practice.
- The one-story building also features two coaches rooms, an equipment room, a team room, a film room, a mudroom and team facilities. The facility will be available to the program year-round and will have uses for practice, team events and gameday necessities. The new facility will encompass more than 16,000 square feet.
- The facility was designed by Cannon Designs and was built by Branch Associates of Salem, Virginia. This project was a part of a larger plan that vastly improved Rector Field House (track & field) and all of the adjacent athletics facilities. Total cost was roughly \$18 million.



## HOME RUN TRACKER

Who	What	Count	When
Emma Ritter	Solo HR to LC	1-0 (4 inn.)	at Kennesaw State [1] (2/13/21)
Addy Greene	2-run HR to RF	0-0 (4 inn.)	at Kennesaw State [1] (2/13/21)
Jayme Bailey	3-run HR to RF	1-1 (3 inn.)	at Clemson [1] (2/19/21)
Meredith Slaw	3-run HR to RC	1-1 (3 inn.)	at Clemson [1] (2/19/21)
Grace Chavez	Solo HR to LL	3-1 (3 inn.)	at Clemson [2] (2/19/21)
Grace Chavez	Solo HR to LF	1-0 (1 inn.)	vs. No. 13/14 Florida State [1] (2/20/21)
Grace Chavez	3-run HR	1-0 (3 inn.)	vs. No. 13/14 Florida State [2] (2/20/21)
Kelsey Bennett	2-run HR	0-0 (3 inn.)	vs. No. 13/14 Florida State [2] (2/20/21)
Cameron Fagan	3-run HR	1-1 (5 inn.)	vs. No. 13/14 Florida State (2/21/21)
Grace Chavez	Solo HR	3-2 (5 inn.)	vs. No. 13/14 Florida State (2/21/21)
Kelsey Bennett	Solo HR	0-1 (4 inn.)	at NC State [2] (3/13/21)
Kelsey Bennett	2-run HR	2-2 (2 inn.)	at NC State (3/14/21)
Cana Davis	Solo HR	0-0 (2 inn.)	at NC State (3/14/21)
Kelsey Bennett	2-run HR	2-0 (3 inn.)	at NC State (3/14/21)
Jayme Bailey	2-run HR	1-1 (5 inn.)	at NC State (3/14/21)
Alexa Milius	Grand Slam	3-2 (5 inn.)	at NC State (3/14/21)
Cameron Fagan	Solo HR	1-2 (5 inn.)	at NC State (3/14/21)
Kelsey Bennett	3-run HR	0-0 (5 inn.)	at NC State (3/14/21)
Morgan Overaitis	Solo HR	1-2 (5 inn.)	at NC State (3/14/21)
Cana Davis	Solo HR to LF	0-2 (3 inn.)	vs. Radford [1] (3/17/21)
Alexa Milius	Solo HR to LC	1-1 (3 inn.)	vs. Radford [1] (3/17/21)
Kelsey Bennett	Solo HR to RF	0-0 (4 inn.)	vs. Radford [1] (3/17/21)
Kayleigh Addington	2-run HR to LC	0-0 (4 inn.)	vs. Radford [1] (3/17/21)
Jayme Bailey	2-run HR to LF	0-0 (3 inn.)	vs. Radford [2] (3/17/21)
Kelsey Bennett	Solo HR to CF	0-0 (3 inn.)	vs. Radford [2] (3/17/21)
Morgan Overaitis	Solo HR to RC	1-1 (3 inn.)	vs. Radford [2] (3/17/21)
Grace Chavez	Solo HR to LF	2-0 (5 inn.)	vs. Radford [2] (3/17/21)
Grace Chavez	Solo HR to CF	2-2 (4 inn.)	vs. Virginiaia (3/24/21)
Morgan Overaitis	Solo HR to RC	0-1 (6 inn.)	vs. Virginia (3/24/21)
Cana Davis	2-run HR to RC	0-1 (2 inn.)	at Louisville (3/28/21)
Jayme Bailey	Solo HR to LF	3-1 (3 inn.)	at Louisville (3/28/21)
Kelsey Bennett	Solo HR to CF	2-2 (7 inn.)	at No. 12/14 Duke [1] (4/3/21)
Emma Ritter	2-run HR to LL	0-1 (8 inn.)	at No. 12/14 Duke [2] (4/3/21)
Mackenzie Lawter	Solo HR to LF	0-0 (5 inn.)	at No. 12/14 Duke (4/4/21)
Jayme Bailey	Solo HR to LL	0-1 (1 inn.)	vs. Longwood [1] (4/7/21)
Alexa Milius	Solo HR to LF	1-0 (4 inn.)	vs. Longwood [1] (4/7/21)
Cana Davis	2-run HR to LF	0-0 (3 inn.)	vs. Georgia Tech (4/16/21)
Addy Greene	Solo HR to LC	0-0 (2 inn.)	vs. Georgia Tech [1] (4/17/21)
Kelsey Bennett	3-run HR to LC	0-0 (2 inn.)	vs. Georgia Tech [2] (4/17/21)
Jayme Bailey	2-run HR to LC	0-1 (2 inn.)	vs. Georgia Tech (4/18/21)
Cana Davis	2-run HR to CF	0-2 (3 inn.)	vs. Georgia Tech (4/18/21)
Kelsey Bennett	3-run to LC	0-0 (3 inn.)	vs. Georgia Tech (4/18/21)
Addy Greene	3-run to RC	1-0 (3 inn.)	vs. Georgia Tech (4/18/21)
Mackenzie Lawter	Solo HR to LC	3-2 (4 inn.)	vs. Georgia Tech (4/18/21)
Mackenzie Lawter	2-run HR to LC	3-1 (2 inn.)	at Liberty (4/28/21)
Alexa Milius	Solo HR to RC	3-2 (3 inn.)	at Liberty (4/28/21)
Alexa Milius	3-run HR to RF	1-0 (3 inn.)	at Syracuse [1] (5/1/21)
Cana Davis	3-run HR to CF	1-0 (3 inn.)	At Syracuse [1] (5/1/21)
Jayme Bailey	Solo HR to CF	0-1 (4 inn.)	at Syracuse [2] (5/1/21)
Kelsey Bennett	Solo HR to RF	0-2 (6 inn.)	at Syracuse [2] (5/1/21)
Darby Trull	2-run HR to RC	0-0 (4 inn.)	at Syracuse (5/2/21)
Cameron Fagan	Solo HR to RF	2-2 (5 inn.)	at Syracuse (5/2/21)

## Home Run Totals

Bennett (11) | Bailey (7) | Chavez (6) | Davis (6) | Milius (5) | Overaitis (3) | Greene (3) | Lawter (3) | Fagan (3) | Ritter (2) | Slaw (1) | Addington (1) | Trull (1)

## HR Tidbits

Total team HRs: 52 | First-pitch HRs: 14 | Full-count HRs: 4 | Leadoff HRs: 6 | Walkoff HRs: 1



**D'AMOUR'S RECORD WHEN...**

Total:	179-64
Conference:	71-24
Nonconference:	108-40
Home:	71-27
Away:	65-23
Neutral:	43-14
Day:	132-48
Night:	47-16
1-Run games:	29-22
2-Run games:	22-10
5+Run games:	93-20
Extra innings:	9-8
Shutouts:	67-12
Scoring 0-2 runs:	16-34
Scoring 3-5 runs:	52-25
Scoring 6-9 runs:	76-4
Scoring 10+ runs:	35-0
Opponent 0-2 runs:	136-7
Opponent 3-5 runs:	36-23
Opponent 6-9 runs:	8-27
Opponent 10+ runs:	0-7
Scored in 1st inning:	86-10
Scores first:	152-21
Opp. scores first:	27-43
After 4 leading:	139-9
After 4 trailing:	10-44
After 4 tied:	24-11
After 5 leading:	130-8
After 5 trailing:	8-43
After 5 tied:	16-10
After 6 leading:	122-5
After 6 trailing:	4-44
After 6 tied:	12-7
Hit 0 home runs:	54-41
Hit 1 home run:	51-18
Hit 2+ home runs:	74-5
Opponent 0 home runs:	132-27
Opponent 1 home run:	35-20
Opponent 2+ HRs:	14-17
Made 0 errors:	88-26
Made 1 error:	52-17
Made 2+ errors:	35-22
Opp. made 0 errors:	60-22
Opp. made 1 error:	61-19
Opp. made 2+ errors:	59-22
Out-hit opponent:	156-10
Out-hit by opponent:	14-45
Hits are tied:	8-9

**GAMES SUMMARY**

<b>Score by innings</b>	<b>1</b>	<b>2</b>	<b>3</b>	<b>4</b>	<b>5</b>	<b>6</b>	<b>7</b>	<b>8</b>	<b>9</b>	<b>Total</b>
Virginia Tech	42	30	71	38	36	24	8	2	0	251
Opponents	6	14	17	15	23	9	7	0	3	94

<b>Record when ...</b>										
Overall	32-12							After 4 leading	29-3	
Conference	23-11							..... trailing	0-9	
Non-Conference	9-1							..... tied	3-0	
Home games	11-6							After 5 leading	21-3	
Away games	19-5							..... trailing	1-7	
Neutral site	2-1							..... tied	1-1	
Day games	26-11							After 6 leading	21-2	
Night games	6-1							..... trailing	0-9	
vs Left starter	6-1							..... tied	1-0	
vs Right starter	26-11							Hit 0 home runs	12-8	
1-Run games	1-4							... 1 home run	6-3	
2-Run games	5-5							... 2+ home runs	14-1	
5+Run games	20-3							Opponent 0 home runs	27-5	
Extra innings	1-2							..... 1 home run	2-1	
Shutouts	16-1							..... 2+ HRs	3-6	
Scoring 0-2 runs	3-7							Made 0 errors	18-5	
..... 3-5 runs	9-5							.... 1 error	6-1	
..... 6-9 runs	13-0							.... 2+ errors	8-6	
..... 10+ runs	7-0							Opp. made 0 errors	14-4	
Opponent 0-2 runs	27-1							..... 1 error	10-5	
..... 3-5 runs	4-6							..... 2+ errors	8-3	
..... 6-9 runs	1-5							Out-hit opponent	32-3	
..... 10+ runs	0-0							Out-hit by opponent	0-8	
Scored in 1st inning	16-2							Hits are tied	0-1	
Opp. scored in 1st	2-2									
Scores first	31-4									
Opp. scores first	1-8									

**Record when team scores:**

Runs	0	1	2	3	4	5	6	7	8	9	10+
W-L	0-1	0-5	3-1	2-3	6-1	1-1	3-0	2-0	3-0	5-0	7-0

**Record when opponent scores:**

Runs	0	1	2	3	4	5	6	7	8	9	10+
W-L	16-0	8-0	3-1	2-3	2-1	0-2	1-2	0-1	0-2	0-0	0-0

**Record when leading after:**

Inn.	1	2	3	4	5	6
W-L	15-1	18-2	25-5	29-3	21-3	21-2

**Record when trailing after:**

Inn.	1	2	3	4	5	6
W-L	1-1	2-5	0-6	0-9	1-7	0-9

**Record when tied after:**

Inn.	1	2	3	4	5	6
W-L	16-10	12-5	7-1	3-0	1-1	1-0

**WHERE THEY AT**

- Tech has 26 players on the squad who represent 10 states, including three out West and two each from the Midwest and Northeast.
- Virginia is where the most players (15) are from on the team, making up 58 percent.
- The next most popular spot, the only other state with more than one player, is Georgia with two.

**STATES**

Virginia (15)

#3 Keely Rochard	#5 Jenna Pearson
#10 Mackenzie Osborne	#11 Cana Davis
#15 Emma Yates	#16 Meredith Slaw
#18 Mackenzie Lawter	#19 Maddie Rountree
#20 Maddy Federico	#21 Kelsey Brown
#22 Majja Louko	#26 Addy Greene
#27 Rebecca Ludwig	#31 Kayleigh Addington
#34 Ivy Rosenberry	

**STATES**

Georgia (2)

#7 Keara Napoli	#8 Kelsey Bennett
-----------------	-------------------

Connecticut (1)

#12 Alexa Milius	#97 Cameron Fagan
------------------	-------------------

Iowa (1)

#17 Molly Jacobson	#90 Emma Ritter
--------------------	-----------------

Michigan (1)

#24 Morgan Overaitis	#28 Grace Chavez
----------------------	------------------

South Carolina (1)

#4 Darby Trull	#33 Kaylee Hewitt
----------------	-------------------

West Virginia (1)

#2 Jayme Bailey	
-----------------	--



**WHEN THE LONG BALL...**

- If a player under Coach D'Amour hits a home run, the outcome is likely over. D'Amour is 51-18 when there is one homer and 74-5 if two or more.





## 2019 RECORDS

### TEAM BATTING

- Tech had its best season at the plate in school history, being in its 24th season.
- The Hokies broke seven school records in the team batting category for a single season.
- Batting average: .334
- Slugging percentage: .598
- On-base percentage: .417
- Runs scored: 395
- Home runs: 97
- RBIs: 368
- Total bases: 922
- They also broke and tied some records for most in a single game.
- Home runs in a game : Tied at No. 1 with five set twice in 2019 (at NC State on March 16 and at Pitt on March 23).
- Most stolen bases in a game: Seven versus Purdue on Feb. 10.
- Most home runs hit in a game by an individual: Two done by Kelsey Bennett (vs. Texas State on Feb. 23), Caitlyn Nolan (at Radford on Feb. 27 and vs. UAB on March 2), Mackenzie Lawter vs. Binghamton (March 19) and Lauren Duff (vs. JMU on March 10).

### SEASON LEADERS

- The record book for season leaders took a big hit in 2019.
- The offensive end was where most of the damage was made, but there were some records in the circle.
- This slugging percentage stat is insane - the top five slugging percentages in school history had four in one season.
- No. 1 Kelsey Bennett (.725), No. 2 Caitlyn Nolan (.720) No. 3 Emma Strouth (.705) and No. 4 Darby Trull (.642).
- Runs scored: Tied No. 1 Emma Strouth (50) and No. 1 Al Velazquez (50).
- Home runs: No. 1 Caitlyn Nolan (19)
- RBIs: No. 1 Emma Strouth (68), No. 2 Caitlyn Nolan (55).
- Sacrifice Flies: Tied No. 1 Caitlyn Nolan (6)
- Pitching winning percentage: No. 1 Keely Rochard (.880).
- On-base percentage: No. 2 Jayme Bailey (.497).

### BY CLASS LEADERS

- The Hokies rewrote the record book for accomplishments broken up by their year in school.
- The freshman records:
  - Home runs: Kelsey Bennett (14)
  - Total bases: Kelsey Bennett (116)
  - Batting average: No. 1 Jayme Bailey (.380)
  - Slugging percentage: No. 1 Kelsey Bennett (.725)
- The sophomore records:
  - Runs scored: Al Velazquez (50)
  - Batting average: No. 1 Darby Trull (.406)
  - Slugging percentage: No. 1 Darby Trull (.642)
  - Shutouts: Keely Rochard (11)
- The senior records:
  - Runs scored: Emma Strouth (50)
  - Hits: Emma Strouth (74)
  - Home runs: Caitlyn Nolan (19)
  - RBIs: Emma Strouth (68)
  - Batting average: No. 1 Emma Strouth (.404)
  - Slugging percentage: No. 1 Caitlyn Nolan (.720)
  - Sacrifice flies: Caitlyn Nolan (6)



## TEAM/INDIVIDUAL HIGHS

### TEAM GAME HIGHS

#### Batting

At bats: 35 - vs Notre Dame (Apr 24, 2021)  
 Runs scored: 17 - at NC State (Mar 14, 2021)  
 Hits: 16 - at NC State (Mar 14, 2021)  
 RBIs: 17 - at NC State (Mar 14, 2021)  
 Doubles: 4 - vs Longwood (Apr 07, 2021)  
 Triples: 2 - at Duke (Apr 3, 2021)  
 Home runs: 8 - at NC State (Mar 14, 2021)  
 Total bases: 41 - at NC State (Mar 14, 2021)  
 Walks: 8 - vs Longwood (Apr 07, 2021)  
 Strikeouts: 9 - vs Florida State (Feb 20, 2021 at Atlanta, Ga.)  
 Sac hits: 1 - (9 times)  
 Sac flies: 2 - vs Virginia (Mar 24, 2021)  
 2 - at Duke (Apr 3, 2021)  
 2 - at Syracuse (Apr 30, 2021)  
 Stolen bases: 6 - vs Pitt (Mar 19, 2021)  
 Hit by pitch: 3 - at Virginia (Mar 30, 2021)  
 3 - vs Longwood (Apr 07, 2021)  
 3 - vs Georgia Tech (Apr 16, 2021)  
 Caught stealing: 1 - (7 times)  
 Runners LOB: 11 - at Syracuse (Apr 30, 2021)  
 Hit into DP: 2 - at Louisville (Mar 27, 2021)

#### Fielding

Putouts: 27 - vs Notre Dame (Apr 24, 2021)  
 Assists: 17 - at Kennesaw State (Feb 13, 2021)  
 Errors: 3 - at Clemson (Feb 18, 2021)  
 3 - at Virginia (Mar 30, 2021)  
 3 - vs Notre Dame (Apr 24, 2021)  
 Passed balls: 1 - (4 times)  
 DPs turned: 3 - at Clemson (Feb 19, 2021)

#### Pitching

Innings pitched: 9.0 - vs Notre Dame (Apr 24, 2021)  
 Runs allowed: 8 - at Clemson (Feb 18, 2021)  
 8 - at NC State (Mar 13, 2021)  
 Earned runs: 8 - at NC State (Mar 13, 2021)  
 Walks allowed: 8 - at NC State (Mar 13, 2021)  
 Strikeouts: 19 - vs Pitt (Mar 20, 2021)  
 19 - vs Pitt (Mar 21, 2021)  
 Hits allowed: 13 - vs Notre Dame (Apr 23, 2021)  
 Doubles allowed: 2 - (5 times)  
 Triples allowed: 1 - at NC State (Mar 13, 2021)  
 1 - at NC State (Mar 13, 2021)  
 1 - at Syracuse (May 02, 2021)

### INDIVIDUAL GAME HIGHS

#### Batting

At bats: 5 - Kelsey Brown vs Notre Dame (Apr 24, 2021)  
 5 - Cameron Fagan vs Notre Dame (Apr 24, 2021)  
 5 - Kelsey Brown at Syracuse (Apr 30, 2021)  
 Runs scored: 4 - Jayme Bailey at NC State (Mar 14, 2021)  
 Hits: 4 - Cameron Fagan at Syracuse (Apr 30, 2021)  
 RBIs: 7 - Kelsey Bennett at NC State (Mar 14, 2021)  
 Doubles: 2 - Morgan Overaitis vs Pitt (Mar 20, 2021)  
 2 - Kelsey Brown vs Longwood (Apr 07, 2021)  
 Triples: 1 - (11 times)  
 Home runs: 3 - Kelsey Bennett at NC State (Mar 14, 2021)  
 Total bases: 12 - Kelsey Bennett at NC State (Mar 14, 2021)  
 Walks: 3 - Meredith Slaw at Kennesaw State (Feb 13, 2021)  
 3 - Mackenzie Lawter at Kennesaw State (Feb 13, 2021)  
 3 - Mackenzie Lawter at Syracuse (May 02, 2021)  
 Strikeouts: 3 - Darby Trull at Virginia (Mar 30, 2021)  
 Sac hits: 1 - (9 times)  
 Sac flies: 2 - Jayme Bailey at Syracuse (Apr 30, 2021)  
 Stolen bases: 3 - Kelsey Brown vs Georgia Tech (Apr 17, 2021)  
 Hit by pitch: 2 - Mackenzie Lawter vs Georgia Tech (Apr 16, 2021)  
 Caught stealing: 1 - (7 times)  
 Runners LOB: 5 - Kelsey Bennett vs Georgia Tech (Apr 16, 2021)

#### Fielding

Putouts: 19 - Alexa Milius vs Pitt (Mar 21, 2021)  
 Assists: 6 - Kelsey Bennett at Kennesaw State (Feb 13, 2021)  
 6 - Addy Greene vs Clemson (Feb 19, 2021)  
 Errors: 2 - (4 times)  
 Passed balls: 1 - (4 times)

#### Pitching

Innings pitched: 9.0 - Keely Rochard vs Notre Dame (Apr 24, 2021)  
 7 - Ivy Rosenberry vs Florida State (Feb 20, 2021 at Atlanta, Ga.)  
 Earned runs: 5 - Keely Rochard at Liberty (Apr 28, 2021)  
 Walks allowed: 8 - Keely Rochard at NC State (Mar 13, 2021)  
 Strikeouts: 19 - Keely Rochard vs Pitt (Mar 20, 2021)  
 19 - Keely Rochard vs Pitt (Mar 21, 2021)  
 Hits allowed: 11 - Ivy Rosenberry vs Notre Dame (Apr 23, 2021)  
 Doubles allowed: 2 - (4 times)  
 Triples allowed: 1 - Ivy Rosenberry at NC State (Mar 13, 2021)  
 1 - Keely Rochard at NC State (Mar 13, 2021)  
 1 - Mackenzie Osborne at Syracuse (May 02, 2021)  
 2 - (7 times)  
 Homers allowed: 2 - Keely Rochard at Duke (Apr 2, 2021)  
 Wild pitches: 2 - Keely Rochard at Duke (Apr 2, 2021)  
 Hit batters: 3 - Keely Rochard at Duke (Apr 2, 2021)

## OPPONENT TEAM/INDIVIDUAL HIGHS

### OPPONENT TEAM GAME HIGHS

#### Batting

At bats: 35 - vs Notre Dame (Apr 23, 2021)  
 Runs scored: 8 - at Clemson (Feb 18, 2021)  
 8 - at NC State (Mar 13, 2021)  
 Hits: 13 - vs Notre Dame (Apr 23, 2021)  
 RBIs: 8 - at NC State (Mar 13, 2021)  
 Doubles: 2 - (5 times)  
 Triples: 1 - at NC State (Mar 13, 2021)  
 1 - at NC State (Mar 13, 2021)  
 1 - at Syracuse (May 02, 2021)  
 Home runs: 3 - at NC State (Mar 13, 2021)  
 Total bases: 22 - at NC State (Mar 13, 2021)  
 Walks: 8 - at NC State (Mar 13, 2021)  
 Strikeouts: 19 - vs Pitt (Mar 20, 2021)  
 19 - vs Pitt (Mar 21, 2021)  
 Sac hits: 2 - at Duke (Apr 2, 2021)  
 2 - vs Notre Dame (Apr 24, 2021)  
 2 - at Syracuse (May 02, 2021)  
 Sac flies: 1 - (9 times)  
 Stolen bases: 3 - at NC State (Mar 13, 2021)  
 3 - vs Pitt (Mar 21, 2021)  
 3 - at Duke (Apr 04, 2021)  
 Hit by pitch: 3 - at Duke (Apr 2, 2021)  
 Caught stealing: 1 - (8 times)  
 Runners LOB: 9 - at NC State (Mar 13, 2021)  
 Hit into DP: 3 - at Clemson (Feb 19, 2021)

#### Fielding

Putouts: 27 - vs Notre Dame (Apr 24, 2021)  
 27 - at Liberty (Apr 28, 2021)  
 Assists: 18 - at Liberty (Apr 28, 2021)  
 Errors: 5 - at Louisville (Mar 28, 2021)  
 5 - at Syracuse (Apr 30, 2021)  
 Passed balls: 1 - (6 times)  
 DPs turned: 2 - at Louisville (Mar 27, 2021)

#### Pitching

Innings pitched: 9.0 - vs Notre Dame (Apr 24, 2021)  
 9.0 - at Liberty (Apr 28, 2021)  
 Runs allowed: 17 - at NC State (Mar 14, 2021)  
 Earned runs: 17 - at NC State (Mar 14, 2021)  
 Walks allowed: 8 - vs Longwood (Apr 07, 2021)  
 Strikeouts: 9 - vs Florida State (Feb 20, 2021 at Atlanta, Ga.)  
 Hits allowed: 16 - at NC State (Mar 14, 2021)  
 Doubles allowed: 4 - vs Longwood (Apr 07, 2021)  
 Triples allowed: 2 - at Duke (Apr 3, 2021)  
 Homers allowed: 8 - at NC State (Mar 14, 2021)  
 Wild pitches: 3 - at Syracuse (May 01, 2021)  
 3 - at Syracuse (May 02, 2021)

### OPPONENT TEAM GAME HIGHS

#### Batting

At bats: 35 - vs Notre Dame (Apr 23, 2021)  
 Runs scored: 8 - at Clemson (Feb 18, 2021)  
 8 - at NC State (Mar 13, 2021)  
 Hits: 13 - vs Notre Dame (Apr 23, 2021)  
 RBIs: 8 - at NC State (Mar 13, 2021)  
 Doubles: 2 - (5 times)  
 Triples: 1 - at NC State (Mar 13, 2021)  
 1 - at NC State (Mar 13, 2021)  
 1 - at Syracuse (May 02, 2021)  
 Home runs: 3 - at NC State (Mar 13, 2021)  
 Total bases: 22 - at NC State (Mar 13, 2021)  
 Walks: 8 - at NC State (Mar 13, 2021)  
 Strikeouts: 19 - vs Pitt (Mar 20, 2021)  
 19 - vs Pitt (Mar 21, 2021)  
 Sac hits: 2 - at Duke (Apr 2, 2021)  
 2 - vs Notre Dame (Apr 24, 2021)  
 2 - at Syracuse (May 02, 2021)  
 Sac flies: 1 - (9 times)  
 Stolen bases: 3 - at NC State (Mar 13, 2021)  
 3 - vs Pitt (Mar 21, 2021)  
 3 - at Duke (Apr 04, 2021)  
 Hit by pitch: 3 - at Duke (Apr 2, 2021)  
 Caught stealing: 1 - (8 times)  
 Runners LOB: 9 - at NC State (Mar 13, 2021)  
 Hit into DP: 3 - at Clemson (Feb 19, 2021)

#### Fielding

Putouts: 27 - vs Notre Dame (Apr 24, 2021)  
 27 - at Liberty (Apr 28, 2021)  
 Assists: 18 - at Liberty (Apr 28, 2021)  
 Errors: 5 - at Louisville (Mar 28, 2021)  
 5 - at Syracuse (Apr 30, 2021)  
 Passed balls: 1 - (6 times)  
 DPs turned: 2 - at Louisville (Mar 27, 2021)

#### Pitching

Innings pitched: 9.0 - vs Notre Dame (Apr 24, 2021)  
 9.0 - at Liberty (Apr 28, 2021)  
 Runs allowed: 17 - at NC State (Mar 14, 2021)  
 Earned runs: 17 - at NC State (Mar 14, 2021)  
 Walks allowed: 8 - vs Longwood (Apr 07, 2021)  
 Strikeouts: 9 - vs Florida State (Feb 20, 2021 at Atlanta, Ga.)  
 Hits allowed: 16 - at NC State (Mar 14, 2021)  
 Doubles allowed: 4 - vs Longwood (Apr 07, 2021)  
 Triples allowed: 2 - at Duke (Apr 3, 2021)  
 Homers allowed: 8 - at NC State (Mar 14, 2021)  
 Wild pitches: 3 - at Syracuse (May 01, 2021)  
 3 - at Syracuse (May 02, 2021)



**TEAM GAME-BY-GAME HITTING**

Date	Opponent	ab	r	h	rbi	2b	3b	hr	tb	bb	ibb	sb	cs	hbp	sac	sf	gdp	k	po	a	e	lob	avg	
Feb 13	at Kennesaw State	30	6	8	6	1	0	2	15	4	0	1	1	0	0	0	0	3	21	1	0	7	.267	
Feb 13	at Kennesaw State	29	6	7	6	2	1	0	11	6	0	2	0	1	0	0	1	2	21	17	2	9	.254	
Feb 14	at Kennesaw State	28	4	6	3	2	0	0	8	3	0	1	0	0	0	0	0	3	21	3	1	6	.241	
*Feb 18	at Clemson	28	1	7	1	1	0	0	8	1	0	0	1	0	0	0	0	6	18	5	3	7	.243	
*Feb 19	at Clemson	21	9	9	9	2	0	2	17	5	0	2	0	0	0	0	0	3	15	12	0	5	.272	
*Feb 19	at Clemson	29	4	8	4	2	0	1	13	1	0	2	0	1	0	0	0	2	21	8	1	6	.273	
*Feb 20	vs Florida State	24	1	3	1	0	0	1	6	1	0	0	0	1	0	0	0	9	21	3	2	4	.254	
*Feb 20	vs Florida State	28	9	13	9	2	0	2	21	3	0	1	0	0	0	0	0	5	15	2	0	7	.281	
*Feb 21	vs Florida State	22	6	5	6	1	0	2	12	5	0	1	0	0	0	0	0	5	21	3	0	3	.276	
*Mar 12	at NC State	25	4	5	4	1	0	0	6	4	0	3	0	0	0	0	0	2	21	4	0	4	.269	
*Mar 13	at NC State	20	0	5	0	0	0	0	5	1	0	0	0	0	0	0	0	2	14	6	0	6	.268	
*Mar 13	at NC State	30	12	12	12	3	0	1	18	4	0	4	0	0	1	1	0	1	18	9	1	6	.280	
*Mar 14	at NC State	31	17	16	17	1	0	8	41	3	0	3	0	1	0	0	0	3	15	2	0	3	.301	
Mar 17	RADFORD	23	11	11	11	3	1	4	28	4	0	1	0	0	0	0	0	1	15	7	2	4	.312	
Mar 17	RADFORD	25	9	12	9	2	0	4	26	3	0	2	0	1	0	0	0	0	15	4	2	6	.323	
*Mar 19	PITT	20	9	10	8	2	0	0	12	5	0	6	1	1	0	1	0	0	15	2	0	6	.332	
*Mar 20	PITT	26	3	7	3	0	0	0	7	0	0	0	1	0	0	1	1	5	21	11	0	3	.328	
*Mar 20	PITT	27	5	10	5	3	0	0	13	0	0	5	0	1	0	1	0	3	21	1	0	6	.330	
*Mar 21	PITT	24	2	5	2	0	1	0	7	2	0	2	0	1	0	0	0	5	21	0	2	7	.324	
Mar 24	VIRGINIA	26	7	10	6	1	1	2	19	2	0	1	0	0	0	2	1	3	21	3	0	5	.328	
*Mar 26	at Louisville	26	3	4	3	0	0	0	4	3	0	3	0	0	1	1	0	1	6	21	1	0	7	.319
*Mar 27	at Louisville	24	2	6	2	1	0	0	7	0	0	3	0	0	1	1	1	0	21	1	0	3	.316	
*Mar 27	at Louisville	26	2	5	1	2	0	0	7	1	0	0	0	0	0	1	0	1	18	10	2	5	.311	
*Mar 28	at Louisville	27	8	11	5	2	0	2	19	2	0	0	1	0	0	1	0	2	15	3	1	7	.315	
Mar 30	at Virginia	34	9	11	8	3	1	0	16	2	0	2	0	3	0	0	0	6	21	4	3	9	.315	
*Apr 2	at Duke	26	4	6	4	2	1	0	10	2	0	1	0	1	1	1	0	4	21	6	0	6	.312	
*Apr 3	at Duke	30	7	10	6	0	0	1	13	2	0	2	0	0	0	1	0	5	21	5	0	5	.313	
*Apr 3	at Duke	30	4	9	4	1	2	1	17	1	0	2	1	0	0	2	0	8	24	13	2	5	.313	
*Apr 04	at Duke	29	1	8	1	1	0	1	12	1	0	0	0	0	0	0	0	2	18	12	0	8	.311	
Apr 07	LONGWOOD	23	2	5	2	1	0	2	12	0	0	1	0	0	0	0	0	0	21	6	0	3	.308	
Apr 07	LONGWOOD	26	11	7	10	4	0	0	11	8	0	1	0	3	0	0	0	2	21	13	2	8	.307	
*Apr 16	GEORGIA TECH	29	4	7	4	2	0	1	12	0	0	0	0	3	0	0	0	4	21	2	1	7	.305	
*Apr 17	GEORGIA TECH	23	4	7	3	2	1	1	14	2	0	1	0	0	1	1	0	5	21	9	1	5	.305	
*Apr 17	GEORGIA TECH	30	10	12	9	1	1	1	18	1	0	4	0	1	0	0	0	1	21	10	0	4	.308	
*Apr 18	GEORGIA TECH	19	12	9	12	1	0	5	25	5	0	2	0	0	0	1	0	0	15	4	1	1	.312	
*Apr 23	NOTRE DAME	23	1	3	1	0	0	0	3	5	0	0	1	0	1	0	0	5	21	3	2	7	.307	
*Apr 23	NOTRE DAME	30	5	8	5	0	1	0	10	1	0	0	0	1	0	1	0	2	21	8	2	7	.306	
*Apr 24	NOTRE DAME	35	3	8	2	2	0	0	10	3	0	0	0	0	1	0	0	6	27	3	3	9	.303	
*Apr 25	NOTRE DAME	26	1	5	1	0	0	0	5	1	0	2	0	0	0	0	0	4	21	8	0	5	.300	
Apr 28	at Liberty	31	3	6	3	0	0	2	12	3	0	4	0	0	1	0	1	4	24	2	0	5	.297	
*Apr 30	at Syracuse	32	8	9	8	2	0	0	11	6	0	0	0	0	0	2	0	2	21	1	0	11	.297	
*May 01	at Syracuse	25	11	9	10	2	0	2	17	3	0	2	0	1	0	0	0	2	15	2	0	3	.298	
*May 01	at Syracuse	27	3	6	3	1	0	2	13	1	0	2	0	0	0	0	0	5	21	7	2	4	.296	
*May 02	at Syracuse	29	8	8	7	2	0	2	16	4	0	3	0	2	1	0	0	3	21	7	0	7	.296	
Totals		1176	251	348	236	61	11	52	587	114	0	72	7	24	9	18	6	142	863	243	38	251	.296	



## TEAM GAME-BY-GAME PITCHING

Date	Opponent	ip	h	r	er	bb	so	2b	3b	hr	wp	bk	hbp	dp	ibb	score	w-l	sv	era
Feb 13	at Kennesaw State	7.0	3	0	0	2	11	0	0	0	0	0	0	0	0	6-0	1-0	0	0.00
Feb 13	at Kennesaw State	7.0	3	0	0	0	2	1	0	0	0	0	0	0	0	6-0	2-0	0	0.00
Feb 14	at Kennesaw State	7.0	2	0	0	0	7	0	0	0	0	0	0	0	0	4-0	3-0	0	0.00
*Feb 18	at Clemson	6.0	7	8	3	3	5	1	0	1	0	0	1	0	0	1-8	3-1	0	0.78
*Feb 19	at Clemson	5.0	3	0	0	0	2	1	0	0	0	0	0	2	0	9-0	4-1	0	0.66
*Feb 19	at Clemson	7.0	3	1	1	2	4	1	0	0	0	0	2	3	0	4-1	5-1	0	0.72
*Feb 20	vs Florida State	7.0	7	7	4	1	4	1	0	0	0	0	0	0	0	1-7	5-2	0	1.22
*Feb 20	vs Florida State	5.0	3	1	1	0	7	1	0	0	1	0	0	0	0	9-1	6-2	0	1.24
*Feb 21	vs Florida State	7.0	1	0	0	5	9	0	0	0	1	0	1	0	0	6-0	7-2	0	1.09
*Mar 12	at NC State	7.0	4	2	2	4	12	0	0	1	0	0	0	0	0	4-2	8-2	0	1.18
*Mar 13	at NC State	4.2	9	8	8	1	2	2	1	3	0	0	1	0	0	0-8	8-3	0	1.91
*Mar 13	at NC State	6.0	3	2	1	8	4	0	1	0	0	0	0	0	0	12-2	9-3	0	1.85
*Mar 14	at NC State	5.0	5	4	4	2	6	1	0	2	0	0	1	0	0	17-4	10-3	0	2.08
Mar 17	RADFORD	5.0	5	1	1	0	4	1	0	0	0	0	1	1	0	11-1	11-3	0	2.04
Mar 17	RADFORD	5.0	3	1	1	2	4	0	0	1	0	0	1	2	0	9-1	12-3	0	2.01
*Mar 19	PITT	5.0	1	0	0	0	10	0	0	0	0	0	0	0	0	9-0	13-3	0	1.90
*Mar 20	PITT	7.0	10	5	5	3	4	0	0	0	0	0	0	1	0	3-5	13-4	0	2.11
*Mar 20	PITT	7.0	1	0	0	1	19	0	0	0	0	0	1	0	0	5-0	14-4	0	1.98
*Mar 21	PITT	7.0	1	0	0	2	19	0	0	0	0	0	0	0	0	2-0	15-4	0	1.86
Mar 24	VIRGINIA	7.0	1	0	0	2	9	0	0	0	0	0	0	0	0	7-0	16-4	0	1.75
*Mar 26	at Louisville	7.0	3	0	0	1	16	1	0	0	0	0	0	0	0	3-0	17-4	0	1.66
*Mar 27	at Louisville	7.0	2	0	0	0	12	0	0	0	0	0	1	0	0	2-0	18-4	0	1.58
*Mar 27	at Louisville	6.0	6	3	3	0	6	0	0	2	0	0	0	1	0	2-3	18-5	0	1.66
*Mar 28	at Louisville	5.0	1	0	0	1	6	1	0	0	1	0	1	0	0	8-0	19-5	0	1.60
Mar 30	at Virginia	7.0	5	1	1	2	12	1	0	0	1	0	1	1	0	9-1	20-5	0	1.57
*Apr 2	at Duke	7.0	4	1	1	3	7	0	0	0	2	0	3	1	0	4-1	21-5	0	1.55
*Apr 3	at Duke	7.0	7	3	3	0	8	0	0	2	0	0	0	0	0	7-3	22-5	0	1.61
*Apr 3	at Duke	8.0	6	2	1	0	3	1	0	0	1	0	0	0	0	4-2	23-5	0	1.58
*Apr 04	at Duke	6.0	3	3	3	3	5	1	0	0	1	0	0	0	0	1-3	23-6	0	1.64
Apr 07	LONGWOOD	7.0	2	0	0	0	10	0	0	0	0	0	0	0	0	2-0	24-6	0	1.58
Apr 07	LONGWOOD	7.0	6	6	4	2	3	1	0	2	0	0	0	1	0	11-6	25-6	0	1.66
*Apr 16	GEORGIA TECH	7.0	6	6	3	3	12	0	0	2	1	0	0	0	0	4-6	25-7	0	1.71
*Apr 17	GEORGIA TECH	7.0	5	3	3	2	4	2	0	0	0	0	0	2	0	4-3	26-7	0	1.75
*Apr 17	GEORGIA TECH	7.0	9	4	4	1	2	2	0	0	0	0	2	1	0	10-4	27-7	0	1.82
*Apr 18	GEORGIA TECH	5.0	0	0	0	2	3	0	0	0	0	0	0	0	0	12-0	28-7	0	1.78
*Apr 23	NOTRE DAME	7.0	7	2	0	1	10	2	0	0	0	0	0	0	0	1-2	28-8	0	1.73
*Apr 23	NOTRE DAME	7.0	13	6	3	0	4	2	0	0	0	0	0	0	0	5-6	28-9	0	1.77
*Apr 24	NOTRE DAME	9.0	5	4	2	3	14	0	0	2	0	0	0	0	0	3-4	28-10	0	1.76
*Apr 25	NOTRE DAME	7.0	9	3	3	0	4	1	0	2	0	0	0	0	0	1-3	28-11	0	1.79
Apr 28	at Liberty	8.0	8	5	5	3	11	1	0	2	0	0	1	0	0	3-5	28-12	0	1.87
*Apr 30	at Syracuse	7.0	0	0	0	1	16	0	0	0	0	0	0	0	0	8-0	29-12	0	1.82
*May 01	at Syracuse	5.0	2	1	1	0	9	0	0	0	0	0	0	0	0	11-1	30-12	0	1.82
*May 01	at Syracuse	7.0	3	0	0	1	8	0	0	0	0	0	1	0	0	3-0	31-12	0	1.77
*May 02	at Syracuse	7.0	5	1	1	1	8	0	1	0	0	0	1	0	0	8-1	32-12	0	1.75
Totals		287.2	192	94	72	68	337	26	3	22	9	0	20	16	0	251-94	32-12	0	1.75





### TEAM GAME-BY-GAME SITUATIONS (BATTING)

Date	Opponent	Total h/ab	vs Left	vs Right	With Runners	Bases Empty	Bases Loaded	With 2-outs	With RBI-op	Reach as Leadoff	3rd and LT 2out	LOB
Feb 13	at Kennesaw State	8-30	2-11	6-19	5-16	3-14	0-0	2-10	4-11	4-7	1-1	7
Feb 13	at Kennesaw State	7-29	5-18	2-11	4-21	3-8	1-4	2-9	3-14	5-7	3-7	9
Feb 14	at Kennesaw State	6-28	1-5	5-23	3-16	3-12	0-0	4-12	2-8	3-7	0-0	6
*Feb 18	at Clemson	7-28	0-0	7-28	2-17	5-11	0-0	3-10	1-7	5-7	0-0	7
*Feb 19	at Clemson	9-21	0-0	9-21	7-15	2-6	0-2	1-5	5-10	3-4	3-5	5
*Feb 19	at Clemson	8-29	5-14	3-15	4-13	4-16	0-0	1-8	4-12	2-7	0-0	6
*Feb 20	vs Florida State	3-24	0-0	3-24	1-5	2-19	0-0	1-8	0-4	0-7	0-0	4
*Feb 20	vs Florida State	13-28	0-0	13-28	8-17	5-11	1-1	4-9	5-12	2-5	3-5	7
*Feb 21	vs Florida State	5-22	0-0	5-22	3-8	2-14	0-0	2-7	3-4	1-6	0-0	3
*Mar 12	at NC State	5-25	0-0	5-25	5-8	0-17	1-1	3-9	4-6	0-7	0-0	2
*Mar 13	at NC State	5-20	0-0	5-20	3-8	2-12	0-1	3-8	1-4	0-5	0-0	6
*Mar 13	at NC State	12-30	4-10	8-20	7-16	5-14	1-5	6-12	7-15	2-6	3-5	6
*Mar 14	at NC State	16-31	3-5	13-26	10-13	6-18	2-2	4-9	6-9	2-5	2-2	3
Mar 17	RADFORD	11-23	3-9	8-14	6-14	5-9	0-1	2-6	4-9	2-4	3-3	4
Mar 17	RADFORD	12-25	1-5	11-20	6-16	6-9	0-2	2-5	3-10	3-5	2-4	6
*Mar 19	PITT	10-20	0-0	10-20	7-15	3-5	3-5	3-5	6-13	3-4	3-4	5
*Mar 20	PITT	7-26	0-0	7-26	2-12	5-14	0-0	0-6	2-6	4-7	2-3	3
*Mar 20	PITT	10-27	0-0	10-27	6-15	4-12	0-1	3-9	4-12	2-6	1-3	6
*Mar 21	PITT	5-24	0-0	5-24	2-14	3-10	0-1	1-7	1-8	4-7	1-1	7
Mar 24	VIRGINIA	10-26	2-3	8-23	4-12	6-14	0-1	1-7	2-6	3-6	2-2	5
*Mar 26	at Louisville	4-26	0-0	4-26	2-16	2-10	0-0	2-9	1-12	4-7	2-5	7
*Mar 27	at Louisville	6-24	0-0	6-24	3-7	3-17	0-0	3-9	3-4	3-7	2-2	2
*Mar 27	at Louisville	5-26	0-0	5-26	1-12	4-14	0-0	0-8	0-6	4-7	1-2	5
*Mar 28	at Louisville	11-27	0-0	11-27	5-16	6-11	0-1	4-12	2-11	2-5	2-2	7
Mar 30	at Virginia	11-34	1-4	10-30	9-25	2-9	1-3	3-11	5-14	3-7	2-3	9
*Apr 2	at Duke	6-26	0-0	6-26	3-13	3-13	0-0	3-11	2-6	3-7	1-2	6
*Apr 3	at Duke	10-30	2-13	8-17	7-17	3-13	0-0	1-8	4-13	3-7	2-4	5
*Apr 3	at Duke	9-30	0-0	9-30	2-9	7-21	0-0	2-9	1-7	3-8	2-2	5
*Apr 04	at Duke	8-29	0-0	8-29	3-9	5-20	0-1	4-11	1-7	0-7	0-0	8
Apr 07	LONGWOOD	5-23	0-0	5-23	0-6	5-17	0-0	3-9	0-4	1-6	0-0	3
Apr 07	LONGWOOD	7-26	3-20	4-6	6-16	1-10	3-3	3-10	6-13	1-6	2-3	8
*Apr 16	GEORGIA TECH	7-29	0-0	7-29	4-12	3-17	0-2	5-12	1-6	1-7	0-1	7
*Apr 17	GEORGIA TECH	7-23	3-4	4-19	1-8	6-15	0-0	2-8	1-5	2-6	2-2	5
*Apr 17	GEORGIA TECH	12-30	0-0	12-30	8-13	4-17	0-0	7-14	6-7	1-6	0-0	4
*Apr 18	GEORGIA TECH	9-19	1-1	8-18	5-8	4-11	0-0	1-5	3-4	3-4	2-2	1
*Apr 23	NOTRE DAME	3-23	0-0	3-23	0-10	3-13	0-0	0-7	0-4	2-7	1-1	7
*Apr 23	NOTRE DAME	8-30	0-0	8-30	5-18	3-12	0-1	1-8	3-10	2-7	3-3	7
*Apr 24	NOTRE DAME	8-35	0-0	8-35	2-17	6-18	0-0	2-11	2-7	3-9	1-1	9
*Apr 25	NOTRE DAME	5-26	0-0	5-26	2-12	3-14	0-0	2-9	1-8	3-7	0-1	5
Apr 28	at Liberty	6-31	3-10	3-21	2-8	4-23	0-0	0-8	1-6	2-9	0-2	5
*Apr 30	at Syracuse	9-32	9-32	0-0	6-22	3-10	1-7	2-7	3-14	1-7	6-9	9
*May 01	at Syracuse	9-25	0-0	9-25	6-14	3-11	0-0	3-8	5-12	2-5	1-3	3
*May 01	at Syracuse	6-27	6-27	0-0	1-6	5-21	0-0	6-13	1-3	0-7	0-0	4
*May 02	at Syracuse	8-29	6-24	2-5	4-19	4-10	0-0	3-11	3-14	4-7	0-1	7
Totals		348-1176	60-215	288-961	182-584	166-592	14-45	110-389	122-377	103-281	61-96	245
		.296	.279	.300	.312	.280	.311	.283	.324	.367	.635	



### TEAM GAME-BY-GAME SITUATIONS (PITCHING)

Date	Opponent	Score	Total h/ab	vs Left	vs Right	With Runners	Bases Empty	With 2-outs	Reach as Leadoff	Gnd Out	Fly Out	ERA
Feb 13	at Kennesaw State	6-0	3-24	3-13	0-11	1-8	2-16	1-8	1-7	1	9	0.00
Feb 13	at Kennesaw State	6-0	3-26	1-14	2-12	0-7	3-19	2-9	1-7	17	2	0.00
Feb 14	at Kennesaw State	4-0	2-24	1-13	1-11	0-6	2-18	0-7	0-7	4	10	0.00
*Feb 18	at Clemson	1-8	7-25	2-5	5-20	6-13	1-12	4-10	2-6	4	8	0.78
*Feb 19	at Clemson	9-0	3-16	1-3	2-13	1-4	2-12	0-4	1-5	10	1	0.66
*Feb 19	at Clemson	4-1	3-22	1-6	2-16	1-11	2-11	1-7	3-7	6	8	0.72
*Feb 20	vs Florida State	1-7	7-32	3-12	4-20	4-15	3-17	1-8	1-7	5	12	1.22
*Feb 20	vs Florida State	9-1	3-18	2-6	1-12	1-6	2-12	0-5	1-5	1	7	1.24
*Feb 21	vs Florida State	6-0	1-21	0-8	1-13	0-7	1-14	0-7	2-7	3	9	1.09
*Mar 12	at NC State	4-2	4-25	2-11	2-14	1-8	3-17	2-9	1-7	4	5	1.18
*Mar 13	at NC State	0-8	9-22	3-11	6-11	4-9	5-13	3-7	3-5	9	2	1.91
*Mar 13	at NC State	12-2	3-19	2-10	1-9	3-11	0-8	1-6	2-6	8	5	1.85
*Mar 14	at NC State	17-4	5-19	3-11	2-8	1-7	4-12	2-7	1-5	2	6	2.08
Mar 17	RADFORD	11-1	5-20	4-6	1-14	2-12	3-8	3-7	3-5	9	1	2.04
Mar 17	RADFORD	9-1	3-18	1-5	2-13	1-12	2-6	1-4	3-6	4	5	2.01
*Mar 19	PITT	9-0	1-16	0-3	1-13	0-2	1-14	0-5	0-5	2	3	1.90
*Mar 20	PITT	3-5	10-28	3-7	7-21	5-15	5-13	4-9	2-7	10	5	2.11
*Mar 20	PITT	5-0	1-23	0-5	1-18	0-6	1-17	0-7	0-7	1	2	1.98
*Mar 21	PITT	2-0	1-23	0-4	1-19	0-8	1-15	0-7	2-7	0	2	1.86
Mar 24	VIRGINIA	7-0	1-22	0-5	1-17	0-7	1-15	1-8	2-7	3	9	1.75
*Mar 26	at Louisville	3-0	3-24	1-10	2-14	0-7	3-17	1-8	1-7	1	4	1.66
*Mar 27	at Louisville	2-0	2-23	0-10	2-13	1-3	1-20	0-7	0-7	2	7	1.58
*Mar 27	at Louisville	2-3	6-23	2-12	4-11	2-10	4-13	1-5	3-6	8	3	1.66
*Mar 28	at Louisville	8-0	1-16	0-7	1-9	0-5	1-11	1-6	0-5	3	5	1.60
Mar 30	at Virginia	9-1	5-27	0-2	5-25	2-14	3-13	1-7	3-7	2	5	1.57
*Apr 2	at Duke	4-1	4-21	3-8	1-13	1-13	3-8	1-8	5-7	6	7	1.55
*Apr 3	at Duke	7-3	7-28	6-15	1-13	1-10	6-18	1-8	3-7	6	7	1.61
*Apr 3	at Duke	4-2	6-29	2-13	4-16	2-9	4-20	3-11	4-8	13	7	1.58
*Apr 04	at Duke	1-3	3-19	1-11	2-8	2-8	1-11	1-6	3-6	8	3	1.64
Apr 07	LONGWOOD	2-0	2-22	0-2	2-20	0-3	2-19	1-7	1-7	5	5	1.58
Apr 07	LONGWOOD	11-6	6-27	1-3	5-24	2-9	4-18	2-8	1-8	11	6	1.66
*Apr 16	GEORGIA TECH	4-6	6-27	3-15	3-12	4-12	2-15	2-9	2-7	2	7	1.71
*Apr 17	GEORGIA TECH	4-3	5-24	2-11	3-13	3-8	2-16	1-6	1-7	9	6	1.75
*Apr 17	GEORGIA TECH	10-4	9-27	6-13	3-14	6-14	3-13	2-7	1-7	12	5	1.82
*Apr 18	GEORGIA TECH	12-0	0-16	0-9	0-7	0-4	0-12	0-5	0-5	6	6	1.78
*Apr 23	NOTRE DAME	1-2	7-27	1-6	6-21	3-12	4-15	2-8	1-7	2	8	1.73
*Apr 23	NOTRE DAME	5-6	13-35	2-8	11-27	7-20	6-15	7-15	2-7	11	5	1.77
*Apr 24	NOTRE DAME	3-4	5-30	2-8	3-22	2-7	3-23	0-9	2-9	5	8	1.76
*Apr 25	NOTRE DAME	1-3	9-30	2-7	7-23	3-9	6-21	5-12	1-7	9	8	1.79
Apr 28	at Liberty	3-5	8-32	5-17	3-15	4-14	4-18	1-9	4-9	2	11	1.87
*Apr 30	at Syracuse	8-0	0-21	0-12	0-9	0-2	0-19	0-7	0-7	2	3	1.82
*May 01	at Syracuse	11-1	2-16	1-9	1-7	1-3	1-13	0-5	1-5	2	4	1.82
*May 01	at Syracuse	3-0	3-24	2-12	1-12	1-7	2-17	3-9	0-7	7	5	1.77
*May 02	at Syracuse	8-1	5-24	2-13	3-11	1-11	4-13	0-7	4-7	8	5	1.75
Totals		251-94	192-1035	76-391	116-644	79-388	113-647	62-330	74-291	245	251	1.75
			.186	.194	.180	.204	.175	.188	.254			



**OPPONENT GAME-BY-GAME BATTING**

Date	Opponent	ab	r	h	rbi	2b	3b	hr	tb	bb	ibb	sb	cs	hbp	sac	sf	qdp	k	po	a	e	lob	avg
Feb 13	at Kennesaw State	24	0	3	0	0	0	0	3	2	0	1	0	0	0	0	0	11	21	4	2	5	.125
Feb 13	at Kennesaw State	26	0	3	0	1	0	0	4	0	0	0	0	0	0	0	0	2	21	13	3	5	.120
Feb 14	at Kennesaw State	24	0	2	0	0	0	0	2	0	0	2	0	0	0	0	0	7	21	9	1	3	.108
*Feb 18	at Clemson	25	8	7	5	1	0	1	11	3	0	2	0	1	0	0	0	5	21	10	1	3	.152
*Feb 19	at Clemson	16	0	3	0	1	0	0	4	0	0	0	0	0	0	0	2	2	12	5	0	1	.157
*Feb 19	at Clemson	22	1	3	1	1	0	0	4	2	0	0	0	2	0	0	1	4	21	3	0	4	.153
*Feb 20	vs Florida State	32	7	7	6	1	0	0	8	1	0	0	0	0	0	0	0	4	21	9	0	5	.166
*Feb 20	vs Florida State	18	1	3	1	1	0	0	4	0	0	0	0	0	0	0	0	7	15	0	0	2	.166
*Feb 21	vs Florida State	21	0	1	0	0	0	0	1	5	0	1	0	1	1	0	0	9	18	8	0	7	.154
*Mar 12	at NC State	25	2	4	2	0	0	1	7	4	0	1	0	0	0	0	0	12	21	9	0	6	.155
*Mar 13	at NC State	22	8	9	8	2	1	3	22	1	0	0	1	1	0	0	0	2	15	5	0	2	.176
*Mar 13	at NC State	19	2	3	2	0	1	0	5	8	0	3	0	0	0	1	0	4	18	5	2	9	.175
*Mar 14	at NC State	19	4	5	4	1	0	2	12	2	0	0	0	1	0	0	0	6	15	4	0	3	.181
Mar 17	RADFORD	20	1	5	1	1	0	0	6	0	0	1	0	1	0	0	1	4	12	3	0	5	.185
Mar 17	RADFORD	18	1	3	1	0	0	1	6	2	0	0	0	1	0	0	1	4	14	3	0	5	.184
*Mar 19	PITT	16	0	1	0	0	0	0	1	0	0	0	0	0	0	0	0	10	12	5	1	1	.179
*Mar 20	PITT	28	5	10	4	0	0	0	10	3	0	2	0	0	0	1	1	4	21	10	2	6	.192
*Mar 20	PITT	23	0	1	0	0	0	0	1	1	0	1	0	1	0	0	0	19	18	8	0	4	.183
*Mar 21	PITT	23	0	1	0	0	0	0	1	2	0	3	0	0	0	0	0	19	18	6	1	4	.176
Mar 24	VIRGINIA	22	0	1	0	0	0	0	1	2	0	1	0	0	0	0	0	9	18	8	1	3	.169
*Mar 26	at Louisville	24	0	3	0	1	0	0	4	1	0	0	0	0	0	0	0	16	21	10	1	4	.167
*Mar 27	at Louisville	23	0	2	0	0	0	0	2	0	0	1	0	1	0	0	0	12	21	11	2	3	.163
*Mar 27	at Louisville	23	3	6	3	0	0	2	12	0	0	0	0	0	1	0	0	6	21	11	1	3	.168
*Mar 28	at Louisville	16	0	1	0	1	0	0	2	1	0	1	1	1	0	0	0	6	15	9	5	3	.164
Mar 30	at Virginia	27	1	5	1	1	0	0	6	2	0	0	1	1	0	0	1	12	21	5	4	8	.165
*Apr 2	at Duke	21	1	4	1	0	0	0	4	3	0	1	0	3	2	1	0	7	21	4	1	8	.166
*Apr 3	at Duke	28	3	7	3	0	0	2	13	0	0	1	0	0	0	0	0	8	21	3	1	4	.170
*Apr 3	at Duke	29	2	6	1	1	0	0	7	0	0	1	1	0	1	0	0	3	24	3	0	4	.172
*Apr 04	at Duke	19	3	3	2	1	0	0	4	3	0	3	0	0	0	0	0	5	21	10	0	1	.172
Apr 07	LONGWOOD	22	0	2	0	0	0	0	2	0	0	0	1	0	0	0	0	10	18	3	0	1	.169
Apr 07	LONGWOOD	27	6	6	5	1	0	2	13	2	0	2	0	0	0	1	0	3	18	5	1	3	.171
*Apr 16	GEORGIA TECH	27	6	6	6	0	0	2	12	3	0	0	0	0	0	1	0	12	21	3	1	4	.173
*Apr 17	GEORGIA TECH	24	3	5	3	2	0	0	7	2	0	0	0	0	0	1	1	4	18	3	0	3	.174
*Apr 17	GEORGIA TECH	27	4	9	4	2	0	0	11	1	0	0	0	2	0	1	1	2	18	6	2	6	.179
*Apr 18	GEORGIA TECH	16	0	0	0	0	0	0	0	2	0	0	0	0	0	0	0	3	12	4	1	3	.176
*Apr 23	NOTRE DAME	27	2	7	2	2	0	0	9	1	0	1	1	0	0	1	0	10	21	11	1	6	.179
*Apr 23	NOTRE DAME	35	6	13	6	2	0	0	15	0	0	1	1	0	0	0	0	4	21	9	2	8	.186
*Apr 24	NOTRE DAME	30	4	5	3	0	0	2	11	3	0	2	0	0	2	0	0	14	27	10	3	4	.186
*Apr 25	NOTRE DAME	30	3	9	3	1	0	2	16	0	0	0	0	0	0	0	0	4	21	11	0	6	.190
Apr 28	at Liberty	32	5	8	5	1	0	2	15	3	0	0	0	1	0	0	0	11	27	18	1	7	.192
*Apr 30	at Syracuse	21	0	0	0	0	0	0	0	1	0	0	0	0	0	0	0	16	21	10	5	1	.187
*May 01	at Syracuse	16	1	2	1	0	0	0	2	0	0	0	0	0	0	1	0	9	15	6	0	1	.186
*May 01	at Syracuse	24	0	3	0	0	0	0	3	1	0	0	1	1	0	0	0	8	21	6	0	5	.185
*May 02	at Syracuse	24	1	5	1	0	1	0	7	1	0	0	0	1	2	0	0	8	21	9	1	6	.186
Totals		1035	94	192	85	26	3	22	290	68	0	32	8	20	9	9	9	337	839	307	47	185	.186



## OPPONENT GAME-BY-GAME PITCHING

Date	Opponent	ip	h	r	er	bb	so	2b	3b	hr	wp	bk	hbp	dp	ibb	score	w-l	sv	era
Feb 13	at Kennesaw State	7.0	8	6	6	4	3	1	0	2	2	0	0	0	0	0-6	0-1	0	6.00
Feb 13	at Kennesaw State	7.0	7	6	5	6	2	2	1	0	1	0	1	1	0	0-6	0-2	0	5.50
Feb 14	at Kennesaw State	7.0	6	4	3	3	3	2	0	0	0	0	0	0	0	0-4	0-3	0	4.67
*Feb 18	at Clemson	7.0	7	1	0	1	6	1	0	0	1	0	0	1	0	8-1	1-3	0	3.50
*Feb 19	at Clemson	4.0	9	9	9	5	3	2	0	2	0	0	0	0	0	0-9	1-4	0	5.03
*Feb 19	at Clemson	7.0	8	4	4	1	2	2	0	1	0	0	1	0	0	1-4	1-5	0	4.85
*Feb 20	vs Florida State	7.0	3	1	1	1	9	0	0	1	0	0	1	0	0	7-1	2-5	0	4.26
*Feb 20	vs Florida State	5.0	13	9	9	3	5	2	0	2	0	0	0	0	0	1-9	2-6	0	5.08
*Feb 21	vs Florida State	6.0	5	6	6	5	5	1	0	2	1	0	0	1	0	0-6	2-7	0	5.28
*Mar 12	at NC State	7.0	5	4	4	4	2	1	0	0	0	0	0	0	0	2-4	2-8	0	5.14
*Mar 13	at NC State	5.0	5	0	0	1	2	0	0	0	0	0	0	0	0	8-0	3-8	0	4.77
*Mar 13	at NC State	6.0	12	12	7	4	1	3	0	1	0	0	0	0	0	2-12	3-9	0	5.04
*Mar 14	at NC State	5.0	16	17	17	3	3	1	0	8	0	0	1	0	0	4-17	3-10	0	6.21
Mar 17	Radford	4.0	11	11	11	4	1	3	1	4	0	0	0	0	0	1-11	3-11	0	6.83
Mar 17	Radford	4.2	12	9	9	3	0	2	0	4	0	0	1	0	0	1-9	3-12	0	7.18
*Mar 19	Pitt	4.0	10	9	9	5	0	2	0	0	0	0	1	1	0	0-9	3-13	0	7.55
*Mar 20	Pitt	7.0	7	3	1	0	5	0	0	0	0	0	0	1	0	5-3	4-13	0	7.09
*Mar 20	Pitt	6.0	10	5	5	0	3	3	0	0	0	0	1	0	0	0-5	4-14	0	7.02
*Mar 21	Pitt	6.0	5	2	2	2	5	0	1	0	0	0	1	0	0	0-2	4-15	0	6.77
Mar 24	Virginia	6.0	10	7	6	2	3	1	1	2	1	0	0	1	0	0-7	4-16	0	6.78
*Mar 26	at Louisville	7.0	4	3	3	3	6	0	0	0	0	0	1	1	0	0-3	4-17	0	6.57
*Mar 27	at Louisville	7.0	6	2	0	0	0	1	0	0	0	0	0	2	0	0-2	4-18	0	6.22
*Mar 27	at Louisville	7.0	5	2	1	1	1	2	0	0	1	0	0	0	0	3-2	5-18	0	5.96
*Mar 28	at Louisville	5.0	11	8	5	2	2	2	0	2	1	0	0	0	0	0-8	5-19	0	5.99
Mar 30	at Virginia	7.0	11	9	6	2	6	3	1	0	1	0	3	0	0	1-9	5-20	0	5.99
*Apr 2	at Duke	7.0	6	4	4	2	4	2	1	0	1	0	1	0	0	1-4	5-21	0	5.90
*Apr 3	at Duke	7.0	10	7	6	2	5	0	0	1	2	0	0	0	0	3-7	5-22	0	5.91
*Apr 3	at Duke	8.0	9	4	4	1	8	1	2	1	0	0	0	0	0	2-4	5-23	0	5.80
*Apr 04	at Duke	7.0	8	1	1	1	2	1	0	1	0	0	0	0	0	3-1	6-23	1	5.61
Apr 07	Longwood	6.0	5	2	2	0	0	1	0	2	0	0	0	0	0	0-2	6-24	1	5.50
Apr 07	Longwood	6.0	7	11	10	8	2	4	0	0	2	0	3	0	0	6-11	6-25	1	5.70
*Apr 16	Georgia Tech	7.0	7	4	2	0	4	2	0	1	0	0	3	0	0	6-4	7-25	1	5.57
*Apr 17	Georgia Tech	6.0	7	4	4	2	5	2	1	1	2	0	0	0	0	3-4	7-26	1	5.54
*Apr 17	Georgia Tech	6.0	12	10	4	1	1	1	1	1	0	0	1	0	0	4-10	7-27	1	5.52
*Apr 18	Georgia Tech	4.0	9	12	9	5	0	1	0	5	0	0	0	0	0	0-12	7-28	1	5.71
*Apr 23	Notre Dame	7.0	3	1	1	5	5	0	0	0	1	0	0	0	0	2-1	8-28	1	5.56
*Apr 23	Notre Dame	7.0	8	5	4	1	2	0	1	0	0	0	1	0	0	6-5	9-28	2	5.51
*Apr 24	Notre Dame	9.0	8	3	1	3	6	2	0	0	1	0	0	1	0	4-3	10-28	2	5.33
*Apr 25	Notre Dame	7.0	5	1	1	1	4	0	0	0	0	0	0	0	0	3-1	11-28	2	5.21
Apr 28	at Liberty	9.0	6	3	3	3	4	0	0	2	0	0	0	1	0	5-3	12-28	2	5.11
*Apr 30	at Syracuse	7.0	9	8	4	6	2	2	0	0	1	0	0	0	0	0-8	12-29	2	5.08
*May 01	at Syracuse	5.0	9	11	11	3	2	2	0	2	3	0	1	0	0	1-11	12-30	2	5.27
*May 01	at Syracuse	7.0	6	3	3	1	5	1	0	2	0	0	0	0	0	0-3	12-31	2	5.21
*May 02	at Syracuse	7.0	8	8	6	4	3	2	0	2	3	0	2	0	0	1-8	12-32	2	5.23
Totals		279.2	348	251	209	114	142	61	11	52	25	0	24	11	0	94-251	12-32	2	5.23





## GAME-BY-GAME LEADERS

Opponent	Date	Hits	Runs	BB	RBI	HR	SB	Ks	IP
Kennesaw State [1]	2/13/21	2 - Ritter	1 - (6 players)	3 - Slaw	2 - (2 players)	1 - (2 players)	1 - Fagan	11 - Rochard	7.0 - Rochard
Kennesaw State [2]	2/13/21	3 - Bailey	2 - Fagan	3 - Lawter	4 - Bailey	None	2 - Ritter	2 - Rosenberry	7.0 - Rosenberry
Kennesaw State	2/14/21	2 - Fagan	1 - (4 players)	1 - (3 players)	1 - (3 players)	None	1 - Fagan	7 - Rochard	7.0 - Rochard
Clemson	2/18/21	1 - (7 players)	1 - Ludowig	1 - Milius	1 - Trull	None	None	4 - Rochard	4.0 - Rochard
Clemson [1]	2/19/21	2 - (2 players)	2 - Bailey	1 - (5 players)	4 - Slaw	1 - (2 players)	1 - (2 players)	2 - Rosenberry	5.0 - Rosenberry
Clemson [2]	2/19/21	3 - Brown	2 - Brown	1 - Bennett	2 - Fagan	1 - Chavez	2 - Brown	4 - Rochard	7.0 - Rochard
No. 13/14 Florida St [1]	2/20/21	2 - Trull	1 - Chavez	1 - Bennett	1 - Chavez	1 - Chavez	None	3 - Rosenberry	4.0 - Osborne
No. 13/14 Florida St [2]	2/20/21	2 - (2 players)	2 - Bailey	1 - (3 players)	3 - Chavez	1 - (2 players)	1 - Brown	7 - Rochard	5.0 - Rochard
No. 13/14 Florida St	2/21/21	2 - Fagan	2 - Brown	2 - (2 players)	3 - Fagan	1 - (2 players)	1 - Brown	9 - Rochard	7.0 - Rochard
NC State	3/12/21	1 - (5 players)	1 - (4 players)	1 - (4 players)	2 - Bailey	None	1 - (3 players)	12 - Rochard	7.0 - Rochard
NC State [1]	3/13/21	2 - Fagan	None	1 - Bennett	None	None	None	2 - Rosenberry	4.0 - Rosenberry
NC State [2]	3/13/21	2 - (4 players)	2 - (3 players)	2 - Milius	2 - (5 players)	1 - Bennett	2 - Trull	4 - Rochard	6.0 - Rochard
NC State	3/14/21	3 - (2 players)	4 - Bailey	2 - Ritter	7 - Bennett	3 - Bennett	1 - (3 players)	6 - Rochard	5.0 - Rochard
Radford [1]	3/17/21	2 - (2 players)	2 - (2 players)	1 - (4 players)	2 - (4 players)	1 - (4 players)	1 - Trull	4 - Rosenberry	5.0 - Rosenberry
Radford [2]	3/17/21	3 - Bennett	2 - Bailey	1 - (3 players)	3 - (2 players)	1 - (4 players)	1 - (2 players)	4 - Osborne	5.0 - Osborne
Pitt	3/19/21	2 - (2 players)	2 - (2 players)	1 - (5 players)	2 - (2 players)	None	2 - (2 players)	8 - Rochard	4.0 - Rochard
Pitt [1]	3/20/21	2 - (2 players)	1 - (3 players)	None	1 - (3 players)	None	None	3 - Rosenberry	4.0 - Rosenberry
Pitt [2]	3/20/21	2 - (3 players)	1 - (5 players)	None	2 - Brown	None	2 - (2 players)	19 - Rochard	7.0 - Rochard
Pitt	3/21/21	2 - Fagan	1 - (2 players)	1 - (2 players)	2 - Fagan	None	1 - (2 players)	19 - Rochard	7.0 - Rochard
Virginia	3/24/21	3 - Brown	2 - Ritter	1 - (2 players)	2 - (2 players)	1 - (2 players)	1 - Ritter	9 - Rochard	7.0 - Rochard
Louisville	3/26/21	2 - Ritter	1 - (3 players)	1 - (3 players)	1 - (3 players)	None	2 - Brown	16 - Rochard	7.0 - Rochard
Louisville [1]	3/27/21	3 - Brown	1 - (2 players)	None	1 (2 players)	None	2 - Brown	12 - Rochard	7.0 - Rochard
Louisville [2]	3/27/21	1 - (5 players)	1 - (2 players)	1 - Trull	1 - Bailey	None	None	3 - (2 players)	5.0 - Osborne
Louisville	3/28/21	2 - (3 players)	1 - (8 players)	1 - (2 players)	2 - Davis	1 - (2 players)	None	6 - Rochard	5.0 - Rochard
Virginia	3/30/21	3 - (2 players)	2 - (2 players)	2 - Lawter	3 - Bailey	None	1 - (2 players)	11 - Rochard	6.0 - Rochard
No. 12/14 Duke	4/2/21	1 - (6 players)	1 - (4 players)	1 - (2 players)	1 - (4 players)	None	1 - Trull	7 - Rochard	7.0 - Rochard
No. 12/14 Duke [1]	4/3/21	2 - (2 players)	2 - Brown	1 - (2 players)	2 - Trull	1 - (2 players)	1 - (2 players)	8 - Rochard	7.0 - Rochard
No. 12/14 Duke [2]	4/3/21	2 - (2 players)	1 - (4 players)	1 - Bennett	2 - Ritter	1 - Ritter	1 - (2 players)	2 - Osborne	5.0 - Osborne
No. 12/14 Duke	4/4/21	2 - (2 players)	1 - Lawter	1 - Chavez	1 - Lawter	1 - Lawter	None	5 - Rochard	6.0 - Rochard
Longwood [1]	4/7/21	2 - Milius	1 - (2 players)	None	1 - (2 players)	1 - (2 players)	1 - Brown	10 - Rochard	7.0 - Rochard
Longwood [2]	4/7/21	2 - Brown	2 - (3 players)	1 - (8 players)	4 - Brown	None	1 - Trull	2 - Rosenberry	3.0 - (2 players)
Georgia Tech	4/16/21	2 - Davis	1 - (4 players)	None	2 - (2 players)	1 - Davis	None	12 - Rochard	7.0 - Rochard
Georgia Tech [1]	4/17/21	2 - (2 players)	1 - (4 players)	1 - (2 players)	1 - (3 players)	1 - Greene	1 - Brown	4 - Rosenberry	7.0 - Rosenberry
Georgia Tech [2]	4/17/21	3 - (2 players)	3 - Brown	1 - Lawter	4 - Bennett	1 - Bennett	3 - Brown	2 - Rochard	5.0 - Osborne
Georgia Tech	4/18/21	2 - (2 players)	2 - (4 players)	1 - (5 players)	3 - (2 players)	1 - (5 players)	1 - (2 players)	3 - Rochard	5.0 - Rochard
Notre Dame [1]	4/23/21	1 - (3 players)	1 - Lawter	1 - (5 players)	1 - Brown	None	None	10 - Rochard	7.0 - Rochard
Notre Dame [2]	4/23/21	3 - Fagan	1 - (5 players)	1 - Lawter	2 - Lawter	None	None	2 - (2 players)	4.0 - Rosenberry
Notre Dame	4/24/21	2 - (2 players)	1 - (3 players)	2 - Bennett	1 - (2 players)	None	None	14 - Rochard	9.0 - Rochard
Notre Dame	4/25/21	3 - Brown	1 - Brown	1 - Trull	1 - Fagan	None	2 - Brown	2 - (2 players)	6.0 - Osborne
Liberty	4/28/21	3 - Brown	1 - (3 players)	1 - (3 players)	2 - Lawter	1 - (2 players)	2 - Brown	11 - Rochard	8.0 - Rochard
Syracuse	4/30/21	4 - Fagan	2 - Fagan	2 - (2 players)	2 - (2 players)	None	None	16 - Rochard	7.0 - Rochard
Syracuse [1]	5/1/21	1 - (9 players)	2 - (2 players)	1 - (3 players)	3 - (2 players)	1 - (2 players)	1 - (2 players)	8 - Rochard	3.0 - Rochard
Syracuse [2]	5/1/21	2 - (2 players)	1 - (3 players)	1 - Trull	1 - (3 players)	1 - (2 players)	1 - (2 players)	8 - Rochard	7.0 - Rochard
Syracuse	5/2/21	2 - Bennett	2 - (2 players)	3 - Lawter	2 - (2 players)	1 - (2 players)	1 - (3 players)	5 - Rochard	5.0 - Rochard

## GAME-BY-GAME STARTERS

Opponent	Date	P	C	1B	2B	3B	SS	LF	CF	RF	DP
Kennesaw State [1]	2/13/21	Rochard	Lawter	Slaw	Greene	Bennett	Fagan	Ritter	Trull	Bailey	Davis
Kennesaw State [2]	2/13/21	Rosenberry	Lawter	Slaw	Greene	Bennett	Fagan	Ritter	Brown	Bailey	Chavez
Kennesaw State	2/14/21	Rochard	Lawter	Slaw	Greene	Bennett	Fagan	Ritter	Brown	Bailey	Davis
Clemson	2/18/21	Rochard	Lawter	Slaw	Greene	Bennett	Fagan	Ritter	Trull	Bailey	Chavez
Clemson [1]	2/19/21	Rosenberry	Lawter	Slaw	Greene	Bennett	Fagan	Brown	Trull	Bailey	Overaitis
Clemson [2]	2/19/21	Rochard	Lawter	Slaw	Greene	Bennett	Fagan	Brown	Trull	Bailey	Chavez
No. 13/14 Florida St [1]	2/20/21	Rosenberry	Lawter	Slaw	Greene	Bennett	Fagan	Brown	Trull	Bailey	Chavez
No. 13/14 Florida St [2]	2/20/21	Rochard	Lawter	Bailey	Greene	Bennett	Fagan	Brown	Trull	Ritter	Chavez
No. 13/14 Florida St	2/21/21	Rochard	Lawter	Bailey	Greene	Bennett	Fagan	Brown	Trull	Ritter	Chavez
NC State	3/12/21	Rochard	Lawter	Bailey	Greene	Bennett	Fagan	Brown	Trull	Ritter	Chavez
NC State [1]	3/13/21	Rosenberry	Lawter	Bailey	Greene	Bennett	Fagan	Brown	Trull	Ritter	Chavez
NC State [2]	3/13/21	Rochard	Lawter	Bailey	Overaitis	Bennett	Fagan	Brown	Trull	Davis	Milius
NC State	3/14/21	Rochard	Milius	Bailey	Overaitis	Bennett	Fagan	Brown	Trull	Davis	Chavez
Radford [1]	3/17/21	Rosenberry	Milius	Bailey	Overaitis	Bennett	Greene	Brown	Trull	Davis	Chavez
Radford [2]	3/17/21	Osborne	Milius	Bailey	Overaitis	Bennett	Greene	Brown	Trull	Ritter	Rountree
Pitt	3/19/21	Rochard	Milius	Bailey	Overaitis	Bennett	Fagan	Brown	Trull	Davis	Chavez
Pitt [1]	3/20/21	Rosenberry	Milius	Bailey	Greene	Bennett	Fagan	Brown	Trull	Overaitis	Davis
Pitt [2]	3/20/21	Rochard	Milius	Bailey	Overaitis	Bennett	Fagan	Brown	Trull	Ritter	Chavez
Pitt	3/21/21	Rochard	Milius	Bailey	Overaitis	Bennett	Fagan	Brown	Trull	Ritter	Chavez
Virginia	3/24/21	Rochard	Lawter	Bailey	Overaitis	Milius	Bennett	Brown	Trull	Ritter	Chavez
Louisville	3/26/21	Rochard	Lawter	Bailey	Overaitis	Milius	Bennett	Brown	Trull	Ritter	Chavez
Louisville [1]	3/27/21	Rochard	Milius	Bailey	Overaitis	Bennett	Greene	Brown	Trull	Ritter	Chavez
Louisville [2]	3/27/21	Osborne	Lawter	Bailey	Overaitis	Bennett	Greene	Brown	Trull	Ritter	Chavez
Louisville	3/28/21	Rochard	Milius	Bailey	Overaitis	Bennett	Greene	Brown	Trull	Ritter	Davis
Virginia	3/30/21	Rochard	Lawter	Bailey	Overaitis	Bennett	Greene	Brown	Trull	Ritter	Davis
No. 12/14 Duke	4/2/21	Rochard	Lawter	Bailey	Greene	Overaitis	Bennett	Brown	Trull	Ritter	Davis
No. 12/14 Duke [1]	4/3/21	Rochard	Lawter	Bailey	Greene	Milius	Bennett	Brown	Trull	Ritter	Davis
No. 12/14 Duke [2]	4/3/21	Osborne	Lawter	Bailey	Greene	Milius	Bennett	Brown	Trull	Davis	Chavez
No. 12/14 Duke	4/4/21	Rochard	Lawter	Bailey	Greene	Milius	Bennett	Brown	Trull	Ritter	Davis
Longwood	4/7/21	Rochard	Milius	Bailey	Greene	Overaitis	Bennett	Brown	Trull	Ritter	Davis
Longwood	4/7/21	Rosenberry	Lawter	Bailey	Greene	Milius	Bennett	Brown	Trull	Ritter	Chavez
Georgia Tech	4/16/21	Rochard	Lawter	Bailey	Greene	Milius	Bennett	Brown	Trull	Ritter	Davis
Georgia Tech [1]	4/17/21	Rosenberry	Lawter	Bailey	Greene	Milius	Bennett	Brown	Trull	Ritter	Davis
Georgia Tech [2]	4/17/21	Osborne	Lawter	Bailey	Greene	Milius	Bennett	Brown	Trull	Ritter	Davis
Georgia Tech	4/18/21	Rochard	Lawter	Bailey	Greene	Milius	Bennett	Brown	Trull	Ritter	Davis
Notre Dame [1]	4/23/21	Rochard	Lawter	Bailey	Greene	Bennett	Fagan	Brown	Trull	Ritter	Davis
Notre Dame [2]	4/23/21	Rosenberry	Lawter	Slaw	Overaitis	Bennett	Fagan	Brown	Trull	Bailey	Davis
Notre Dame	4/24/21	Rochard	Lawter	Slaw	Greene	Bennett	Fagan	Brown	Trull	Bailey	Milius
Notre Dame	4/25/21	Osborne	Lawter	Slaw	Greene	Milius	Bennett	Brown	Trull	Bailey	Fagan
Liberty	4/28/21	Rochard	Lawter	Bailey	Greene	Fagan	Bennett	Brown	Trull	Ritter	Milius
Syracuse	4/30/21	Rochard	Lawter	Bailey	Greene	Fagan	Bennett	Brown	Trull	Ritter	Chavez
Syracuse [1]	5/1/21	Rochard	Lawter	Bailey	Greene	Fagan	Bennett	Brown	Trull	Davis	Milius
Syracuse [2]	5/1/21	Rochard	Lawter	Bailey	Greene	Fagan	Bennett	Brown	Trull	Davis	Milius
Syracuse	5/2/21	Rochard	Lawter	Bailey	Greene	Fagan	Bennett	Brown	Trull	Davis	Milius





## Pete D'AMOUR (Duh-more)

- Third season at Virginia Tech
- 2019 ACC Coach of the Year
- 5th as a head coach in Division I
- Led Kennesaw State to its first NCAA Regional appearance
- Went to five super regionals and three Women's CWS at Missouri

### The D'Amour File

#### PERSONAL

BORN: Jan. 7, 1980  
 HOMETOWN: Monrovia, Maryland  
 FAMILY: Wife, Anna  
 COACHING RECORD AT VIRGINIA TECH: 100-27 (3rd year)  
 CAREER HEAD COACHING RECORD: 179-64 (.732)

#### EDUCATION

Missouri - Bachelor's Degree in General Studies  
 Missouri - Master's Degree in Sports Psychology  
 JOINED TECH STAFF: May 31, 2018  
 YEARS OF COLLEGIATE HEAD COACHING: 5  
 YEARS OF COLLEGIATE COACHING: 14

#### COACHING HISTORY

2019- Virginia Tech (Head Coach)  
 2017-18 Kennesaw State (Head Coach)  
 2015-16 Missouri (Associate Head Coach)  
 2009-14 Missouri (Assistant Coach)  
 2007-08 Missouri (Volunteer Assistant Coach)

#### PLAYING HISTORY

Played SS and P in men's fastpitch for seven seasons  
 MVP of the 2007 NSA World Series  
 Played baseball at Texas A&M-Corpus Christi & Frostburg State

#### POSTSEASON EXPERIENCE

VT 2019 (Regional - Lexington, Ky.)  
 KSU 2018 (Regional - Tallahassee, Fla.)  
 2017 (NISC Semifinals - Lynchburg, Tenn.)  
 Missouri 2016 (Supers - Ann Arbor, Mich.)  
 2015 (Supers - Los Angeles, Calif.)  
 2014 (Regional - Columbia, Mo.)  
 2013 (Supers - Columbia, Mo.)  
 2012 (Supers - Columbia, Mo.)  
 2011 (WCWS - Oklahoma City, Okla.)  
 2010 (WCWS - Oklahoma City, Okla.)  
 2009 (WCWS - Oklahoma City, Okla.)

In his second season leading the Hokies, Coach Pete D'Amour led the team to a 21-4 record and was in first place in the ACC when the season ended. He helped guide the team to an impressive 3-2 record at the St. Pete/Clearwater Elite Invitational against five top-25 opponents, including wins over #14 Minnesota and #17 South Carolina. D'Amour guided the progression of pitcher Keely Rochard, who was one of the nation's top pitchers in 2020, and also helped the Hokies' offense to the highest scoring in the ACC.

Guiding Virginia Tech to one of the biggest turnarounds in NCAA softball history, Pete D'Amour led the Hokies in his first year to a 24-game win improvement in 2019 after posting a 47-11 record, including a 20-4 mark in ACC play.

The 47 wins were the fourth most in school history while the 20 ACC wins were the most in program history. On Tech's way to 20 league wins, it earned an ACC regular-season title and a Coastal Division crown after being picked 10th in the ACC preseason poll. By doing so, it also earned the Hokies their first trip to the NCAA Tournament since 2015, winning two games at the Lexington Regional to pick up their first NCAA win since 2014.

No stranger to success, D'Amour, out of the new 11 Power Five head coaches in 2019, picked up the most wins of the group. The 2019 ACC Coach of the Year earned the nod to mark just Tech's second time winning it, while a school-record five Hokies made an All-ACC first team. Under D'Amour's direction, pitcher Carrie Eberle was named ACC Pitcher of the Year and third baseman Kelsey Bennett was tabbed Freshman of the Year.

He also tutored two Softball America All-Americans in outfielders Emma Strouth and Darby Trull, who both hit over .400 and tallied 60-plus putouts, as well as a school-record seven NFCA All-Region (Mid-Atlantic) selections and a school-record eight VaSID all-staters. D'Amour also was tabbed VaSID Coach of the Year.

Under his watch, Tech became ranked during the season, something that hadn't been done since 2015, and got up to as high as No. 19 in the ESPN.com/USA Softball poll and No. 22 in the USA Today/NFCA poll. The Hokies were ranked for 11 consecutive weeks in the ESPN.com/USA Softball poll, breaking the program record set in 2007 of 10 weeks, and picked up two ranked wins on the year, beating then-No. 8/8 Georgia and then-No. 20/17 JMU.

Tech took big strides at the plate in '19, resetting over 20 individual and team school records, including batting average (.334) and home runs (97), just to name a few. The Hokies led the ACC in batting average and home runs per game (1.67), while also getting it done in the circle with shutouts (22). D'Amour had the Hokies ready to play against in-state rival Virginia in the Commonwealth Clash presented by Virginia529, sweeping the Cavaliers 3-0 and not allowing a runner to touch third base or home plate in the series, a first in program history, for three shutout wins.

D'Amour joined the Hokies after two seasons as the head coach at Kennesaw State, where he led the Owls to a 79-37 record and two postseason appearances. Before taking over the Kennesaw State program in 2017, he earned a reputation as one of the nation's premier recruiters during his 10-year tenure as assistant coach at the University of Missouri, a perennial NCAA tournament participant.

D'Amour coached Kennesaw State to the 2018 Atlantic Sun Conference regular season and tournament championships en route to the program's first NCAA Regional appearance since transitioning to the Division I level in 2006, as the Owls finished the year with a 39-17 record. In his inaugural year as head coach at Kennesaw State in 2017, he guided the Owls to a 40-20 overall record and a berth in the National Invitational Softball Championship.

Kennesaw State went 39-17 and 14-3 in the ASUN in 2018 and earned a No. 3 seed in the Tallahassee Regional. D'Amour was named ASUN Coach of the Year and seven Owls earned ASUN all-conference accolades, including ASUN Pitcher of the Year Alley Cutting and ASUN Freshman of the Year Patricia Awald. Awald was one of 25 finalists up for NFCA National Freshman of the Year.

#### RECORD vs. OPPONENTS

Akron	1-0
Army	1-0
Auburn	0-3
Austin Peay	0-1
Belmont	3-0
Bethune-Cookman	1-0
Binghamton	2-0
Boston College	3-0
Bradley	1-0
Bucknell	2-0
Campbell	1-0
Central Michigan	1-0
Charleston Southern	2-0
Charlotte	2-0
Clemson	2-1
Coastal Carolina	1-0
College of Charleston	2-0
Dartmouth	3-0
DePaul	0-2
Detroit Mercy	3-0
Duke	6-1
East Carolina	1-0
East Tennessee State	2-0
Eastern Illinois	1-1
Florida A&M	1-0
Florida Gulf Coast	4-3
Florida State	2-1
Fort Wayne	2-0
George Mason	1-0
George Washington	1-0
Georgia	1-2
Georgia State	7-1
Georgia Tech	3-3
Hofstra	0-1
Illinois	3-1
Iowa	1-1
IUPUI	1-0
Jacksonville	6-2
Jacksonville State	1-2
JMU	1-1
Kennesaw State	3-0
Kentucky	0-2
Lamar	0-1
Liberty	1-3
Lipscomb	6-0
LIU Brooklyn	1-0
Longwood	4-0
Louisville	5-2
Marist	2-0
Michigan State	2-0
Minnesota	1-0
Missouri	0-1
Morehead State	2-1
NC State	7-3
North Carolina	1-2
North Carolina A&T	1-0
North Florida	0-1
Northwestern	1-0
Notre Dame	0-4
Oklahoma State	0-1
Omaha-Nebraska	1-0
Niagara	1-0
North Florida	5-2
Northern Iowa	0-1
Pitt	6-1
Purdue	4-0
Quinnipiac	0-1
Radford	6-1
Rutgers	0-2
Samford	1-0
South Carolina	1-0
South Carolina State	1-0
Southeast Missouri State	1-0
St. Louis	1-0
Stetson	5-1
Stony Brook	1-0
Syracuse	4-0
Tennessee Tech	1-0
Texas State	1-1
UAB	5-0
UConn	2-0
UNC Greensboro	0-1
USC Upstate	5-3
USF	0-1
Virginia	8-0
Weber State	1-0
Wichita State	1-0
WKU	1-0





JAYME BAILEY (JAY-me)

Sophomore | 5-5  
U | R/R

Hurricane HS  
Scott Depot, W.Va.

Major: Public Health

2

- 2021 Second-Team All-ACC
2x Preseason All-ACC
2020 VaSID First-Team All-State
2019 VaSID Second-Team All-State
JWOS All-Freshman Team
Second-Team NFCA All-Region (Mid-Atlantic)
Schutt Sports/NFCA National Freshman of the Year Top 25
2019 First-Team All-ACC
ACC All-Freshmen Team
2018-19 ACC Academic Honor Roll

AT THE PLATE

- Has started all 44 games, 34 at first base, 10 in the outfield.
Hit a solo home run, her seventh of the year, versus Syracuse [2] (5/1).
Went 2 for 4 with a double, an RBI and a run scored vs. Notre Dame (4/24).
Owned a double, HR, two RBIs and two runs versus Georgia Tech (4/18).
Hit a first-inning, solo home run in Game 1 against Longwood (4/7).
Racked up three hits, including two doubles, three RBIs, two runs and a steal at No. 12/14 Duke (4/2-4).
Went 6 for 12 with six RBIs and six runs scored in the NC State series, including a four-run game in the series finale when she also hit her second home run of the year contributing to the Hokies' school record eight home runs.
Had her first career multi-homer game at Virginia (3/6/20).
Finished with the second-best on-base percentage (.497) and fourth-best batting average (.380) in school history, while her batting average was the highest ever by a freshman.

SEASON HIGHS

Hits 3, 2x, last at NC State (3/14/21)
Runs 4 at NC State (3/14/21)
RBIs 4 at Kennesaw State [2] (2/13/21)
HRs 1, 7x, last at Syracuse [2] (5/1/21)
Walks 1, 7x, last at Syracuse [1] (5/1/21)
Stolen Bases 1, 2x, last at No. 12/14 Duke [1] (4/3/21)
Hitting Streak 8 games (3/13/21 - 3/21/21)

CAREER HIGHS

Hits 3, 4x, last at NC State (3/14/21)
Runs 4 at NC State (3/14/21)
RBIs 4, 2x, last at Kennesaw State [2] (2/23/21)
HRs 2 at Virginia (3/6/20)
Walks 2, 4x, last vs. Virginia [1] (4/12/19)
Stolen Bases 1, 5x, last at No. 12/14 Duke [1] (4/3/21)
Hitting Streak 11 games (3/10/19 - 3/27/19)

GAME-BY-GAME STATS

Table with columns: Date, Opponent, Pos, AB, R, H, RBI, 2B, 3B, HR, BB, SB, CS, HBP, SAC, SF, GDP, K, PO, A, E, Avg. Lists game-by-game performance from Feb 13 to May 02.

Totals



KEELY ROCHAR (KEY-lee row-SHARD)

Junior | 5-8  
P | R/R

Warhill HS  
Williamsburg, Va.

Major: Sociology

3

- 2021 ACC Pitcher of the Year
2x First-Team All-ACC
8x ACC Pitcher of the Week (twice this season; 3/24/21, 3/30/21)
5x NFCA DI National Pitcher of the Week (twice this season; 2/23/21, 3/22/21)
2x Preseason All-ACC
2021 USA Softball Collegiate Player of the Year Top 25
2021 JWOS Preseason First-Team All-American
2021 D1 Softball Preseason Second-Team All-American
Fastpitch News All-America Honorable Mention
First-Team NFCA All-Region (Mid-Atlantic)
2x Fastpitch News DI Pitcher of the Week
USA Softball Collegiate Player of the Week (4/16/19)

IN THE CIRCLE

- Has started 30 games in the circle and appeared in 33 contests.
Started and got the win in all four games at Syracuse including a seven-inning no-hitter in Game 1 (4/30), her second no-hitter of the season and seventh of her career.
Tossed a no-hitter against Georgia Tech (4/18) with three Ks and two walks.
Threw a 10-K, 2-hit shutout against Longwood (4/7) with no walks in 7.0 IP.
Went 2-1 in the circle at No. 12/14 Duke (4/2-4), striking out 20 and allowing 13 hits, seven runs and six walks with a 1.75 ERA.
Threw three shutouts at Louisville (3/26-28) and racked up 37 strikeouts, surrendering only eight hits and two runs in 20.0 innings.
Struck out a career-high 19 batters in consecutive starts vs. Pitt and totaled 46 Ks in 18.0 innings while allowing just three hits and no runs.
Threw a one-hit complete game shutout in the rubber match vs. No. 13/14 Florida State (2/21) while striking out nine batters to win the series.
Started 16 games in the circle and led the country in strikeouts (183), wins (15) and shutouts (7) in 2020.
Finished her fifth-career no-hitter and second of 2020 at Virginia (3/8/20).
Set the school record for winning percentage in 2019 with a .880 clip, going 22-3, while her 11 shutouts were tied for the most by a sophomore.
Perfect game against No. 20/17 JMU (4/10/19), becoming the first Hokie to do it versus a ranked opponent.
Threw two no-hitters in consecutive days on Feb. 16-17, 2019, becoming only the third player in school history to do it.

SEASON HIGHS

Innings (High) 9.0 vs. Notre Dame (4/24/21)
Strikeouts (High) 19, 2x, last vs. Pitt (3/21/21)
Hits (Low) (Min. 5 IP) 0, 2x, last at Syracuse (4/30/21)
Runs (Low) (Min. 5 IP) 0, 14x, last at Syracuse (5/2/21)
Earned Runs (Low) (Min. 5 IP) 0, 15x, last at Syracuse (5/2/21)
Walks (Low) (Min. 5 IP) 0, 5x, last vs. Longwood [1] (4/7/21)
Number of Pitches (High) 143 at Liberty (4/28/21)

CAREER HIGHS

Innings 9.0 vs. Notre Dame (4/24/21)
Strikeouts 19, 2x, last vs. Pitt (3/21/21)
Hits (Low) (Min. 5 IP) 0, 7x, last at Syracuse (4/30/21)
Runs (Low) (Min. 5 IP) 0, 33x, last at Syracuse (5/2/21)
Earned Runs (Low) (Min. 5 IP) 0, 36x, last at Syracuse (5/2/21)
Walks (Low) (Min. 5 IP) 0, 18x, last vs. Longwood [1] (4/7/21)
Number of Pitches (High) 150 vs. No. 18/17 South Carolina (2/14/20)

GAME-BY-GAME STATS

Table with columns: Date, Opponent, GS, IP, H, R, ER, BB, SO, 2B, 3B, HR, WP, BK, HBP, IBB, Score, W-L, Sv, ERA, NP. Lists game-by-game performance from Feb 13 to May 02.

Totals





## DARBY TRULL

Junior | 5-3  
OF | L/L

Nation Ford HS  
Fort Mill, S.C.

Major: Consumer Studies

# 4



## JENNA PEARSON

Freshman | 5-8  
U | R/R

North Stafford HS  
North Stafford, Va.

Major: Science Undeclared

# 5

- 2020 Preseason All-ACC
- 2019 VaSID First-Team All-State
- Softball America Honorable Mention All-America
- First-Team NFCA All-Region (Mid-Atlantic)
- College Sports Madness ACC Player of the Week (2/18/19)

### 2018-19 ACC Academic Honor Roll

#### AT THE PLATE

- Has appeared in 43 games, starting 42 in the outfield.
- Smacked her first home run since April of 2019 with a two-run shot vs. Syracuse (5/2).
- Hit an RBI double against Georgia Tech (4/17).
- Scored a run, earned a walk and a stolen base in Game 2 vs. Longwood (4/7).
- Tallied a triple, a single, three RBIs, two runs scored, two walks and a sac fly at No. 12/14 Duke (4/2-4) in the four-game series.
- Hit a double at Louisville (3/28) and threw out a runner at the plate from center (3/27).
- Stole a career-high two bases in Game 2 of NC State doubleheader (3/13).
- Had her first multi-hit games of the season in Game 1 vs. No. 13/14 Florida State (2/20) and was the only Hokie with multiple hits in that game.
- Played in 55 games, drawing 54 starts in center field in 2019.
- Posted the second-best batting average (.406) in school history and the highest ever by a sophomore, while her slugging percentage (.642) ranks fourth all-time at Tech.

#### SEASON HIGHS

Hits 2, 5x, last vs. Pitt [1] (3/20/21)  
Runs 2 at Syracuse (5/2/21)  
RBIs 2, 3x, last at Syracuse (5/2/21)  
HRs 1 at Syracuse (5/2/21)  
Walks 1, 11x, last at Syracuse [2] (5/1/21)  
Stolen Bases 2 at NC State [2] (3/13/21)  
Hitting Streak 8 games (3/13/21 - 3/20/21)

#### CAREER HIGHS

Hits 4, 3x, last vs. Army (2/21/20)  
Runs 3 vs. UAB (3/2/19)  
RBIs 3, 5x, last at Charlotte (4/17/19)  
HRs 1, 8x, last at Syracuse (5/2/21)  
Walks 3 vs. Lamar (2/8/18)  
Stolen Bases 2 at NC State [2] (3/13/21)  
Hitting Streak 9 games (2/9/19 - 2/23/19)

#### GAME-BY-GAME STATS


Date	Opponent	Pos	AB	R	H	RBI	2B	3B	HR	BB	SB	CS	HBP	SAC	SF	GDP	K	PO	A	E	Avp
Feb 13	at Kennesaw State-1	of	4	0	0	0	0	0	0	0	0	0	0	0	0	0	1	0	0	0	.000
Feb 14	at Kennesaw State	pr	0	0	1	0	0	0	0	0	0	0	0	0	0	0	0	0	0	0	.000
Feb 18	at Clemson	of	2	0	1	1	0	0	0	0	0	0	0	0	0	0	0	2	1	1	.167
Feb 19	at Clemson-1	of	2	1	0	0	0	0	1	0	0	0	0	0	0	0	0	2	1	0	.125
Feb 19	at Clemson	of	3	0	1	0	1	0	0	0	0	0	0	0	0	0	0	0	0	0	.182
Feb 20	vs Florida State-1	of	3	0	2	0	0	0	0	0	0	0	0	0	0	0	0	3	0	0	.286
Feb 20	vs Florida State-2	of	2	1	1	0	0	0	1	0	0	0	0	0	0	0	0	0	0	0	.312
Feb 21	vs Florida State	of	3	1	1	1	0	0	0	0	0	0	0	0	0	0	0	0	0	0	.316
Mar 12	at NC State	of	3	0	0	0	0	0	0	0	0	0	0	0	0	0	0	1	0	0	.273
Mar 13	at NC State-1	of	2	0	1	0	0	0	0	0	0	0	0	0	0	0	0	0	0	0	.282
Mar 13	at NC State-2	of	3	1	2	0	0	0	0	2	0	0	0	0	0	0	0	3	1	0	.333
Mar 14	at NC State	of	3	1	2	0	1	0	0	0	0	0	0	0	0	0	0	0	0	0	.367
Mar 17	RADFORD-1	of	2	1	1	1	1	0	0	1	1	0	0	0	0	0	0	0	0	0	.375
Mar 17	RADFORD-2	of	3	1	2	1	1	0	0	0	0	0	0	0	0	0	0	2	0	1	.400
Mar 19	PITT	of	3	1	1	1	0	0	0	0	0	0	0	0	0	0	0	1	0	0	.405
Mar 20	PITT-1	of	3	0	2	1	0	0	0	0	0	0	0	0	0	0	0	0	1	0	.425
Mar 20	PITT-2	of	3	0	1	1	0	0	0	0	0	0	0	0	0	0	0	0	0	0	.419
Mar 21	PITT	of	3	0	0	0	0	0	0	0	0	0	0	0	0	0	1	0	0	0	.391
Mar 24	VIRGINIA	of	3	0	0	0	0	0	0	0	0	0	0	0	0	0	0	3	0	0	.367
Mar 26	at Louisville	of	4	0	0	1	0	0	0	0	0	0	0	0	0	0	0	1	0	0	.340
Mar 27	at Louisville-1	of	3	0	1	0	0	0	0	0	0	0	0	0	0	0	0	0	0	0	.339
Mar 27	at Louisville-2	of	3	0	0	0	0	0	1	0	0	0	0	0	0	0	0	2	1	0	.328
Mar 28	at Louisville	of	3	0	1	0	1	0	0	0	0	0	0	0	0	0	0	1	0	0	.328
Mar 30	at Virginia	of	4	0	0	0	0	0	0	0	0	0	0	0	0	0	3	2	0	0	.308
Apr 2	at Duke	of	2	1	0	0	0	0	1	1	0	0	0	0	0	0	0	1	0	0	.289
Apr 3	at Duke-1	of	2	0	1	2	0	0	0	1	0	0	0	0	0	0	1	2	0	0	.300
Apr 3	at Duke-2	of	3	1	1	1	0	1	0	0	0	0	0	0	1	0	0	1	0	0	.301
Apr 04	at Duke	of	3	0	0	0	0	0	0	0	0	0	0	0	0	0	0	1	0	0	.289
Apr 07	LONGWOOD-1	of	1	0	0	0	0	0	0	0	0	0	0	0	0	0	0	0	0	0	.278
Apr 07	LONGWOOD-2	of	1	1	0	0	0	0	0	1	0	0	0	0	0	0	0	0	1	0	.275
Apr 16	GEORGIA TECH	of	2	0	0	0	0	0	0	0	0	0	0	0	0	0	0	2	0	0	.268
Apr 17	GEORGIA TECH-1	of	2	0	0	1	0	0	0	0	0	0	0	0	1	0	1	1	0	0	.262
Apr 17	GEORGIA TECH-2	of	1	1	1	1	0	0	0	0	0	0	0	0	0	0	0	2	0	0	.264
Apr 18	GEORGIA TECH	of	2	1	1	0	0	0	0	0	0	0	0	0	0	0	0	1	0	0	.270
Apr 23	NOTRE DAME-1	of	1	0	0	0	0	0	0	0	0	0	0	1	0	0	0	2	0	0	.267
Apr 23	NOTRE DAME-2	of	2	0	0	0	0	0	0	0	0	0	0	0	0	0	0	0	0	0	.251
Apr 24	NOTRE DAME	of	2	0	0	0	0	0	0	0	0	0	0	0	0	0	0	0	0	0	.255
Apr 25	NOTRE DAME	of	1	0	0	0	0	0	0	1	0	0	0	0	0	0	0	2	0	0	.253
Apr 28	at Liberty	of	2	0	0	0	0	0	0	0	0	0	0	0	0	0	0	2	0	0	.247
Apr 30	at Syracuse	of	1	1	0	0	0	0	0	0	0	0	0	0	0	0	0	1	0	0	.242
May 01	at Syracuse-1	of	2	1	1	0	0	0	0	0	0	0	0	0	0	0	0	2	0	0	.248
May 01	at Syracuse-2	of	2	0	0	0	0	0	1	1	0	0	0	0	0	0	0	1	0	0	.243
May 02	at Syracuse	of	4	2	1	2	0	0	1	0	0	0	0	0	0	0	0	0	0	0	.243
Totals			429s	107	17	26	17	6	1	11	6	0	0	2	2	0	7	39	5	2	.243

#### AT THE PLATE

- Has not appeared this season.
- Four-year letterwinner at North Stafford High School.
- Played travel ball for Virginia Glory and was coached by Suzy Willemssen and Kevin Bednoski.
- Earned all-area and all-conference honors.
- Led her high school team in batting average and hits her junior year.
- Led Virginia Glory to a ninth-place finish at the 2019 TCS/USA Nationals.

#### SEASON/CAREER HIGHS

Hits  
Runs  
RBIs  
HRs  
Walks  
Stolen Bases  
Hitting Streak



**KEARA NAPOLI** (KEER-UH)

Junior | 5-6  
P | R/R

Cambridge HS / Georgia  
Alpharetta, Ga.

Masters: Marketing

7

**2018-19 ACC Academic Honor Roll**  
**2017-18 SEC Academic Honor Roll**

**IN THE CIRCLE**

- Has not appeared in 2021.
- Pitched in four games in 2019.
- Came in the final inning versus Binghamton (3/19), allowing two hits and earning her first strikeout of the season to preserve the shutout win.
- Pitched in one inning against UAB (3/2).
- Came in the final inning at Radford (2/27), getting three outs and allowing only one hit to preserve the shutout.
- Debut as a Hokie came in the seventh inning vs. Purdue (2/9).
- Pitched in 8.1 innings in Athens, fanning three batters and only allowing two earned runs.
- Led Cambridge High School to a 102-19 record with a career 1.04 ERA and 908 strikeouts.
- Guided the Bears to a GHSA state championship in 2016. Georgia's Gatorade Player of the Year.
- Won the Atlanta Journal Constitution (AJC) Player of the Year.
- Played on the 2016 USA Elite Select All-America Team.
- Played travel ball with the Ohana Tigers and Atlanta Vipers.
- Father, Joseph, was a body builder.
- Mother, Kerrie, competes in CrossFit Games and is currently ranked No. 43 in the world.

**SEASON HIGHS**

Innings (High)  
Strikeouts (High)  
Hits (Low) (Min. 1 IP)  
Runs (Low) (Min. 1 IP)  
Earned Runs (Low) (Min. 1 IP)  
Walks (Low) (Min. 1 IP)  
Number of Pitches (High):

**CAREER HIGHS**

Innings (High) 2.0 at Kentucky (4/21/18)  
Strikeouts (High) 2 vs. Alabama (4/29/18)  
Hits (Low) (Min. 1 IP) 0 at USC Upstate (4/18/18)  
Runs (Low) (Min. 1 IP) 0, 6x, last vs. Binghamton [1] (3/19/19)  
Earned Runs (Low) (Min. 1 IP) 0, 6x, last vs. BING [1] (3/19/19)  
Walks (Low) (Min. 1 IP) 0, 6x, last vs. Binghamton [1] (3/19/19)  
Number of Pitches (High): 27 at Northwestern (5/19/18)



**KELSEY BENNETT**

Sophomore | 5-5  
IF | R/R

Buford HS  
Jefferson, Ga.

Major: Public Relations

8

**2021 Second-Team All-ACC**  
**2x Preseason All-ACC**  
**2021 Softball America Top 100 Players**  
**2019 VaSID Rookie of the Year**  
**2x VaSID First-Team All-State**  
**JWOS All-Freshman Team**  
**Schutt Sports/NFCA National Freshman of the Year Top 10**  
**ACC Freshman of the Year**  
**2019 First-Team All-ACC**  
**ACC All-Freshman Team**

**2x ACC Co-Player of the Week (3/5/19) & (4/2/19)**

**AT THE PLATE**

- Has started all 44 games, with 26 at third base and 18 at shortstop.
- Recorded at least one hit in all four games at Syracuse and had seven RBIs on the weekend.
- Had two three-run homers versus Georgia Tech (4/17-18).
- Turned in a triple and a solo home run in the series at No. 12/14 Duke (4/2-4).
- Hit two home runs in the Radford doubleheader and tied her career-high with three hits in Game 2 (3/17).
- Set a school record with three home runs in Game 4 at NC State (3/14) and was just one RBI short (7) of tying the school record of eight RBIs.
- Started all 58 games at third base and was one of only three Power Five third basemen to start every game at third.
- Broke the school record for slugging percentage (.725) and was the second Hokie to be named ACC Freshman of the Year.
- Also set the freshman program record for home runs (14), slugging percentage (.725)

and total bases (116).

**SEASON HIGHS**

Hits 3, 2x, last vs. Radford [2] (3/17/21)  
Runs 3 at NC State (3/14/21)  
RBIs 7 at NC State (3/14/21)  
HRs 3 at NC State (3/14/21)  
Walks 2, 2x, last vs. Notre Dame (4/24/21)  
Stolen Bases  
Hitting Streak 4 games, 2x, last (4/30/21 - 5/2/21)  
**CAREER HIGHS**  
Hits 3, 5x, last vs. Radford [2] (3/17/21)  
Runs 3, 4x, last at NC State (3/14/21)  
RBIs 7 at NC State (3/14/21)  
HRs 3 at NC State (3/14/21)  
Walks 3 at Pitt (3/23/19)  
Stolen Bases 1, 2x, last at George Mason (3/11/20)  
Hitting Streak 8 games (3/20/19 - 3/31/19)

**GAME-BY-GAME STATS**

Date	Opponent	Pos	AB	R	H	RBI	2B	3B	HR	BB	SB	CS	HBP	SAC	SF	GDP	K	PO	A	E	Avg
Feb 13	at Kennesaw State-1	*3b	4	0	1	0	0	0	0	0	0	0	0	0	0	0	0	0	0	0	250
Feb 13	at Kennesaw State-2	*3b	4	0	0	0	0	0	0	0	0	0	0	0	0	0	0	0	0	0	125
Feb 14	at Kennesaw State	*3b	3	1	1	1	0	0	0	0	0	0	0	0	0	0	0	1	1	0	192
Feb 18	at Clemson	*3b	3	0	1	0	0	0	0	0	0	0	0	0	0	0	0	0	0	0	214
Feb 19	at Clemson-1	*3b	2	1	2	0	1	0	0	1	0	0	0	0	0	0	0	0	0	0	312
Feb 19	at Clemson	*3b	1	0	0	0	0	0	1	0	0	1	0	0	0	0	0	0	0	0	294
Feb 20	vs Florida State-1	*3b	2	0	0	0	0	0	0	1	0	0	0	0	0	0	0	0	0	0	263
Feb 20	vs Florida State-2	*3b	3	1	1	2	0	0	1	0	0	0	0	0	0	0	0	0	0	0	273
Feb 21	vs Florida State	*3b	1	0	0	0	0	0	2	0	0	0	0	0	0	0	0	3	0	0	261
Mar 12	at NC State	*3b	3	1	0	0	0	0	0	0	0	0	0	0	0	0	0	1	1	0	259
Mar 13	at NC State-1	*3b	1	0	0	0	0	0	0	1	0	0	0	0	0	0	0	0	1	2	259
Mar 13	at NC State-2	*3b	4	2	2	2	0	0	1	0	0	0	0	0	0	0	0	1	1	2	290
Mar 14	at NC State	*3b	3	3	3	7	0	0	3	0	0	0	0	0	0	0	0	0	0	0	353
Mar 17	RADFORD 1	*3b	2	1	1	2	0	0	1	1	0	0	0	0	0	0	0	0	1	2	361
Mar 17	RADFORD 2	*3b	3	1	3	3	1	0	1	0	0	0	0	0	0	0	0	0	0	2	410
Mar 19	PITT	*3b	1	1	0	0	0	0	0	1	0	0	0	0	0	0	0	0	0	0	400
Mar 20	PITT-1	*3b	3	0	0	0	0	0	0	0	0	0	0	0	0	0	0	2	2	3	395
Mar 20	PITT-2	*3b	3	0	0	0	0	0	0	0	0	0	0	0	0	0	0	1	0	0	370
Mar 21	PITT	*3b	3	0	0	0	0	0	0	0	0	0	0	0	0	0	0	1	1	0	347
Mar 24	VIRGINIA	*ss	3	0	1	0	0	0	0	0	0	0	0	0	0	0	0	0	0	0	268
Mar 26	at Louisville	*ss	3	0	0	0	0	0	0	0	0	0	0	0	0	0	0	0	0	0	327
Mar 27	at Louisville-1	*3b	3	0	0	0	0	0	0	0	0	0	0	0	0	0	0	3	0	0	310
Mar 27	at Louisville-2	*3b	3	0	1	0	0	0	0	0	0	0	0	0	0	0	0	0	0	0	311
Mar 28	at Louisville	*3b	2	0	1	0	0	0	0	0	0	0	0	0	0	0	0	0	0	0	302
Mar 30	at Virginia	*3b	4	0	1	1	0	0	0	0	0	0	0	0	0	0	0	0	0	1	299
Apr 2	at Duke	*ss	4	0	1	0	0	0	1	0	0	0	0	0	0	0	0	0	0	0	296
Apr 3	at Duke-1	*ss	4	1	1	0	0	0	1	0	0	0	0	0	0	0	0	0	0	0	293
Apr 3	at Duke-2	*ss	3	0	0	0	0	0	0	1	0	0	0	0	0	0	0	0	1	2	282
Apr 04	at Duke	*ss	3	0	0	0	0	0	0	0	0	0	0	0	0	0	0	0	1	2	272
Apr 07	LONGWOOD-1	*ss	2	0	1	0	0	0	0	0	0	0	0	0	0	0	0	0	1	1	277
Apr 07	LONGWOOD-2	*ss	3	2	1	0	0	0	1	0	0	0	0	0	0	0	0	0	0	0	279
Apr 16	GEORGIA TECH	*ss	4	0	1	0	0	0	0	0	0	0	0	0	0	0	0	1	0	0	278
Apr 17	GEORGIA TECH-1	*ss	2	0	0	0	0	0	0	1	0	0	0	0	0	0	0	1	2	3	272
Apr 17	GEORGIA TECH-2	*ss	3	2	4	0	0	0	1	0	0	0	0	0	0	0	0	0	2	4	284
Apr 18	GEORGIA TECH	*ss	3	2	2	3	0	0	1	0	0	0	0	0	0	0	0	0	0	0	296
Apr 23	NOTRE DAME-1	*3b	3	0	0	0	0	0	0	0	0	0	0	0	0	0	0	0	0	0	287
Apr 23	NOTRE DAME-2	*3b	2	0	0	1	0	0	0	0	0	0	0	0	0	0	1	3	2	0	282
Apr 24	NOTRE DAME	*3b	2	0	0	0	0	0	0	2	0	0	0	0	0	0	0	0	1	0	278
Apr 25	NOTRE DAME	*ss	3	0	1	0	0	0	0	0	0	0	0	0	0	0	0	0	2	4	278
Apr 28	at Liberty	*ss	4	0	0	0	0	0	0	0	0	0	0	0	0	0	0	2	1	0	268
Apr 30	at Syracuse	*ss	4	0	0	0	0	0	0	0	0	0	0	0	0	0	0	4	0	0	267
May 01	at Syracuse-1	*ss	3	1	1	2	0	0	0	0	0	0	0	0	0	0	0	0	0	0	269
May 01	at Syracuse-2	*ss	3	1	2	1	0	0	1	0	0	0	0	0	0	0	0	0	1	2	279
May 02	at Syracuse	*ss	4	1	2	2	0	0	0	0	0	0	0	0	0	0	0	0	0	0	269
Totals			44gs	126	21	36	36	6	2	11	13	0	0	3	0	2	0	15	36	54	5





## MACKENZIE OSBORNE

Freshman | 5-9  
P | R/R

Richlands HS  
Richlands, Va.

Major: Biological Sciences

# 10

### IN THE CIRCLE

- Has appeared in 15 games, starting five in the circle.
- Pitched a career-high 6.0 innings vs. Notre Dame (4/25).
- Earned her first ACC win, pitching 5.0 innings against Georgia Tech (4/17) with eight hits, four runs and one walk allowed.
- Pitched 3.0 innings in relief against Longwood (4/7) in Game 2 of the doubleheader, allowing four runs and three hits and getting 1 K.
- Had a quality start at No. 12/14 Duke [2] (4/3), pitching 5.0 innings, allowing 4 four hits and two runs, while striking out two.
- Came in as relief at Virginia (3/30) in the top of the seventh, striking out one and allowing one hit and no runs in 1.0 innings of work.
- Made her first start in the circle in an ACC game and was solid, striking out three in 5.0 innings of work at Louisville (3/27) and only allowing one run and four hits with zero walks.
- Appeared in relief in two games vs. Pitt, throwing 4.0 innings and allowing just one run off one hit.
- Started her first career game in Game 2 vs. Radford (3/17), throwing a complete game and allowing just one run.
- Threw four innings vs. No. 13/14 Florida State and allowed just one hit, one walk and no runs to the Seminoles (2/20)
- Made her first career appearance at Clemson (2/18), retiring all three batters faced.
- Four-year letterwinner .
- Coached by Ronnie Davis at Richlands High School.
- Played travel ball for Storm, Lady Hornets and was coached by Brandon Smith.
- Three-time first-team Region D Pitcher and Player of the year.
- Three-time first-team all-southwest district team.
- Three-time first-team all-state pitcher.
- Two-time Virginia player of the year.
- Three-time Bristol Herald Courier all-area team.
- Two-time Bristol Herald Courier player of the year.
- Led Richlands to two state title appearances and a 2019 state title.
- Threw a perfect game in six innings with 18 strikeouts.
- Has racked up over 750 strikeouts in her prep career

### SEASON HIGHS

Innings (High) 6.0 vs. Notre Dame (4/25/21)  
 Strikeouts (High) 4 vs. Radford [2] (3/17/21)  
 Hits (Low) (Min. 5 IP) 3 vs. Radford [2] (3/17/21)  
 Runs (Low) (Min. 5 IP) 1, 2x, last at Louisville [2] (3/27/21)  
 Earned Runs (Low) (Min. 5 IP) 1, 3x, last at No. 12/14 Duke [2] (4/3/21)  
 Walks (Low) (Min. 5 IP) 0, 3x, last vs. Notre Dame (4/25/21)  
 Number of Pitches (High) 65 vs. Georgia Tech [2] (4/17/21)

### GAME-BY-GAME STATS

Date	Opponent	GS	IP	H	R	ER	BB	SO	2B	3B	HR	WP	BK	HBP	IBB	Score	WL	Sv	ERA	NP
Feb 18	at Clemson	1.0	0.0	0.0	0.0	1.0	0.0	0.0	0.0	0.0	0.0	0.0	0.0	0.0	0.0	4-8	0-0	0	0.00	14
Feb 20	vs Florida State-1	4.0	1.0	0.0	1.0	0.0	0.0	0.0	0.0	0.0	0.0	0.0	0.0	0.0	0.0	1-7	0-0	0	0.00	55
Mar 13	at NC State-1	0.2	4.4	4.4	1.0	0.0	0.0	2.0	0.0	0.0	0.0	0.0	0.0	0.0	0.0	0-8	0-0	0	4.94	17
Mar 17	RADFORD-2	5.0	3.1	1.2	4.0	0.0	1.0	0.0	1.0	0.0	1.0	0.0	0.0	0.0	0.0	9-1	1-0	0	3.28	62
Mar 19	PITT	1.0	0.0	0.0	2.0	0.0	0.0	0.0	0.0	0.0	0.0	0.0	0.0	0.0	0.0	9-0	1-0	0	3.00	16
Mar 20	PITT-1	3.0	1.1	1.3	1.0	0.0	0.0	0.0	0.0	0.0	0.0	0.0	0.0	0.0	0.0	3-5	1-0	0	2.86	54
Mar 27	at Louisville-2	5.0	4.1	1.1	3.0	0.0	1.0	0.0	0.0	0.0	0.0	0.0	0.0	0.0	0.0	2-3	1-0	0	2.49	51
Mar 30	at Virginia	1.0	1.0	0.0	1.1	0.0	0.0	0.0	0.0	0.0	0.0	0.0	0.0	0.0	0.0	9-1	1-0	0	2.37	20
Apr 3	at Duke-2	5.0	4.2	1.0	2.1	1.0	0.0	1.0	0.0	0.0	0.0	0.0	0.0	0.0	0.0	4-2	1-0	0	2.18	58
Apr 07	LONGWOOD-2	3.0	3.4	2.2	1.1	1.0	0.0	0.0	0.0	0.0	0.0	0.0	0.0	0.0	0.0	11-6	1-0	0	2.44	57
Apr 17	GEORGIA TECH-2	5.0	8.4	4.4	1.0	2.0	0.0	0.0	1.0	0.0	1.0	0.0	0.0	0.0	0.0	10-4	2-0	0	2.91	65
Apr 23	NOTRE DAME-2	3.0	2.0	0.0	0.2	1.0	0.0	0.0	0.0	0.0	0.0	0.0	0.0	0.0	0.0	5-6	2-0	0	2.67	32
Apr 25	NOTRE DAME	6.0	9.3	3.3	0.2	1.0	2.0	0.0	0.0	0.0	0.0	0.0	0.0	0.0	0.0	1-3	2-1	0	2.79	60
May 01	at Syracuse-1	2.0	1.0	0.0	0.1	0.0	0.0	0.0	0.0	0.0	0.0	0.0	0.0	0.0	0.0	11-1	2-1	0	2.66	36
May 02	at Syracuse	1.0	2.1	1.1	0.1	0.0	1.0	0.0	0.0	0.0	0.0	0.0	0.0	0.0	0.0	8-1	2-1	0	2.76	16
Totals		5	45.2	43	21	18	10	22	6	1	7	1	0	0	0	84-56	2-1	0	2.76	-



## CANA DAVIS

Junior | 5-9  
OF | R/R

Turner Ashby HS  
Harrisonburg, Va.

Major: Multimedia Journalism

# 11

### AT THE PLATE

- Has appeared in 33 games, starting 23 with eight in the outfield and 15 as the designated player.
- Hit her sixth home run of the season with a three-run blast at Syracuse [1] (5/1).
- Racked up six hits and got a hit in every game of the series against Georgia Tech (4/16-18), including two home runs and a double.
- Went 2 for 3 at No. 12/14 Duke (4/4).
- Posted a multi-hit game at Louisville (3/28), hitting a two-run home one and earning a single, while reaching base again on a walk.
- Crushed her second homer of the year in Game 1 vs. Radford (3/17).
- Hit her second career home run and contributed to the Hokies' school record eight home runs in Game 4 of the NC State series (3/14).
- Missed 2020 due to injury.
- Played in 25 games in 2019, starting 13 of them with five in the outfield and eight as the designated player.
- Hit the first home run of her career at Boston College (4/28), a three-run shot to center, following her double to right center.
- Pinch hit and ripped a double versus Radford (3/27).
- Tallied one hit and scored one run at Pitt (3/23).
- Was hit by a pitch and scored a run versus Binghamton (3/19).
- Earned a walk in the second matchup with UAB (3/3).
- Registered 25 starts in 34 games played in 2018.
- Ranked second on the team with a .250 batting average in ACC play.

### SEASON HIGHS

Hits 2, 5x, last vs. Georgia Tech [1] (4/17/21)  
 Runs 2 at NC State (3/14/21)  
 RBIs 3 at Syracuse [1] (5/1/21)  
 HRs 1, 6x, last at Syracuse [1] (5/1/21)  
 Walks 1, 5x, last vs. Notre Dame [1] (4/23/21)  
 Stolen Bases  
 Hitting Streak 4 games, 2x, last (4/16/21 - 4/18/21)

### CAREER HIGHS

Hits 2, 11x, last vs. Georgia Tech [1] (4/17/21)  
 Runs 2 at NC State (3/14/21)  
 RBIs 3, 2x, last at Syracuse [1] (5/1/21)  
 HRs 1, 7x, last at Syracuse [1] (5/1/21)  
 Walks 2 vs. Florida A&M (2/9/18)  
 Stolen Bases  
 Hitting Streak 4 games, 2x, last (4/16/21 - 4/18/21)

### GAME-BY-GAME STATS

Date	Opponent	Pos	AB	R	H	RBI	2B	3B	HR	BB	SB	CS	HBP	SAC	SF	GDP	K	PO	A	E	Avg	
Feb 13	at Kennesaw State-1	*dh	4	0	1	1	0	0	0	0	0	0	0	0	0	0	0	0	1	0	0	.250
Feb 13	at Kennesaw State-2	ph	1	0	0	0	0	0	0	0	0	0	0	0	0	0	0	0	0	0	0	.200
Feb 14	at Kennesaw State	*dh	4	0	1	0	0	0	0	0	0	0	0	0	0	0	0	1	0	0	.222	
Feb 18	at Clemson	ph	1	0	0	0	0	0	0	0	0	0	0	0	0	0	0	0	0	0	.200	
Feb 19	at Clemson-1	ph	1	0	0	0	0	0	0	0	0	0	0	0	0	0	0	0	0	0	.182	
Feb 20	vs Florida State-2	ph	1	0	1	0	0	0	0	0	0	0	0	0	0	0	0	0	0	0	.250	
Feb 21	vs Florida State	ph	1	0	0	0	0	0	0	0	0	0	0	0	0	0	0	1	0	0	.231	
Mar 13	at NC State-2	*of/dh	3	1	1	0	0	0	0	1	0	0	0	0	0	0	0	0	0	0	0	.250
Mar 14	at NC State	*of/dh	4	2	2	2	0	0	0	0	0	0	0	0	0	0	0	0	0	0	.300	
Mar 17	RADFORD-1	*of	3	1	1	1	0	0	1	0	0	0	0	0	0	0	0	0	1	1	0	.304
Mar 19	PITT	*of	1	0	1	2	0	0	0	0	0	0	0	0	0	0	0	0	0	0	.333	
Mar 20	PITT-1	*dh	3	0	0	0	0	0	0	0	0	0	0	0	0	0	0	1	2	0	.296	
Mar 24	VIRGINIA	ph	1	0	1	0	0	0	0	0	0	0	0	0	0	0	0	0	0	0	.321	
Mar 26	at Louisville	ph	1	0	0	0	0	0	0	0	0	0	0	0	0	0	0	0	0	0	.310	
Mar 28	at Louisville	*dh	2	1	2	2	0	0	1	1	0	0	0	0	0	0	0	0	0	0	.355	
Mar 30	at Virginia	*dh	4	0	1	0	1	0	0	0	0	0	0	0	0	0	0	1	0	0	.343	
Apr 2	at Duke	*dh	3	0	1	1	0	0	0	0	0	0	0	0	0	0	0	0	0	0	.342	
Apr 3	at Duke-1	*dh	4	0	0	0	0	0	0	0	0	0	0	0	0	0	0	1	0	0	.310	
Apr 3	at Duke-2	*of/dh	4	0	0	0	0	0	0	0	0	0	0	0	0	0	0	1	0	0	.283	
Apr 04	at Duke	*dh	3	0	2	0	0	0	0	0	0	0	0	0	0	0	0	0	0	0	.306	
Apr 07	LONGWOOD-1	*dh	3	0	0	0	0	0	0	0	0	0	0	0	0	0	0	0	0	0	.266	
Apr 16	GEORGIA TECH	*dh	3	1	2	2	0	0	1	0	0	0	1	0	0	0	0	0	0	0	.309	
Apr 17	GEORGIA TECH-1	*dh	2	0	2	0	1	0	0	1	0	0	0	0	0	0	0	0	0	0	.333	
Apr 17	GEORGIA TECH-2	*dh	4	0	1	0	0	0	0	0	0	0	0	0	0	0	0	0	0	0	.328	
Apr 18	GEORGIA TECH	*dh	2	1	1	2	0	0	1	1	0	0	0	0	0	0	0	0	0	0	.333	
Apr 23	NOTRE DAME-1	*dh	2	0	0	0	0	0	0	1	0	0	0	0	0	0	0	0	1	0	.323	
Apr 23	NOTRE DAME-2	*dh	4	0	0	0	0	0	0	0	0	0	0	0	0	0	0	0	0	0	.304	
Apr 24	NOTRE DAME	ph	1	0	0	0	0	0	0	0	0	0	0	0	0	0	0	0	0	0	.300	
Apr 28	at Liberty	ph	1	0	0	0	0	0	0	0	0	0	0	0	0	0	0	0	0	0	.296	
Apr 30	at Syracuse	ph	1	0	0	0	0	0	0	0	0	0	0	0	0	0	0	0	0	0	.292	
May 01	at Syracuse-1	*of	3	1	1	3	0	0	1	0	0	0	0	0	0	0	0	0	0	0	.293	
May 01	at Syracuse-2	*of	1	0	1	0	1	0	0	0	0	0	0	0	0	0	0	0	0	0	.303	
May 02	at Syracuse	*of	1	0	0	0	0	0	0	0	0	0	0	0	0	0	0	0	0	0	.299	
Totals		23gs	77	8	23	16	5	0	6	5	0	0	2	0	0	1	14	2	0	0	.268	





**ALEXA MILIUS** (MILL-ee-us)

Sophomore | 5-2  
U | R/R

Thomaston HS / Central Connecticut St.  
Thomaston, Conn.

Major: Criminology

12

**AT THE PLATE**

- Has appeared in 36 games this season, starting 26 with 10 at catcher, 10 at third and six as the designated player.
- Had a day at Syracuse (5/1) with a three-run homer in Game 1 and two hits, including an RBI single, in Game 2.
- Hit her fourth home run of the season at Liberty (4/28).
- Had an RBI double and a run against Georgia Tech (4/17).
- Hit a home run and a double in Game 1 against Longwood (4/7), tying her season high for hits in a game with two.
- Had a hit in both games of the Radford doubleheader, including her second homer of the year, and scored a season-high two runs in Game 1 (3/17).
- Hit the first Hokie grand slam since March 23, 2019 for her second career home run.
- Appeared in 34 games as a freshman.
- Had a .374 batting average with 18 runs batted in.
- Selected to the All-NEC Rookie Team.
- Four-year letterwinner.
- All-time hits leader at Thomaston.

**SEASON HIGHS**

Hits 2, 3x, last at Syracuse [2] (5/1/21)  
 Runs 2, 2x, last vs. Longwood [1] (4/7/21)  
 RBIs 4 at NC State (3/14/21)  
 HRs 1, 5x, last at Syracuse [1] (5/1/21)  
 Walks 2 at NC State [2] (3/13/21)  
 Stolen Bases 1, 2x, last at Liberty (4/28/21)  
 Hitting Streak 6 games (4/3/21 - 4/17/21)

**CAREER HIGHS**

Hits 3, 3x, last at Wagner [1] (4/28/19)  
 Runs 3 vs. Rider [2] (3/24/19)  
 RBIs 4 at NC State (3/14/21)  
 HRs 1, 6x, last at Syracuse [1] (5/1/21)  
 Walks 2, 2x, last at NC State [2] (3/13/21)  
 Stolen Bases 1, 4x, last at Liberty (4/28/21)  
 Hitting Streak 14 games (3/14/19 - 4/4/19)

**GAME-BY-GAME STATS**

Date	Opponent	Pos	AB	R	H	RBI	2B	3B	HR	BB	SB	CS	HBP	SAC	SF	GDP	K	PO	A	E	Avg	
Feb 13	at Kennesaw State-2	pr	0	1	0	0	0	0	0	0	0	0	0	0	0	0	0	0	0	0	0	.000
Feb 14	at Kennesaw State	ph	1	0	0	0	0	0	0	0	0	0	0	0	0	0	0	0	0	0	0	.000
Feb 18	at Clemson	ph	0	0	0	0	0	0	0	1	0	0	0	0	0	0	0	0	0	0	0	.000
Feb 20	vs Florida State-1	c	1	0	0	0	0	0	0	0	0	0	0	0	0	0	0	2	0	0	0	.000
Feb 20	vs Florida State-2	dh	1	0	0	0	0	0	0	0	0	0	0	0	0	0	0	1	0	0	0	.000
Mar 13	at NC State-2	*dh/c	2	0	0	0	0	0	0	2	0	0	0	0	0	0	0	0	3	0	0	.000
Mar 14	at NC State	*c	3	1	2	4	0	0	1	0	0	0	0	0	0	0	0	6	0	0	0	.250
Mar 17	RADFORD-1	*c	1	2	1	1	0	0	1	1	0	0	0	0	0	0	0	4	0	0	0	.333
Mar 17	RADFORD-2	*c	3	1	0	0	0	0	0	0	0	0	0	0	0	0	0	1	18	0	0	.333
Mar 19	PITT	*c	2	0	1	2	1	0	0	1	0	0	0	0	0	0	0	0	8	0	0	.357
Mar 20	PITT-1	*c	3	0	0	0	0	0	0	0	0	0	0	0	0	0	0	5	0	0	0	.294
Mar 20	PITT-2	*c	3	0	0	0	0	0	0	0	0	0	0	0	0	0	1	18	0	0	0	.300
Mar 21	PITT	*c	2	0	0	0	0	0	0	1	0	0	0	0	0	0	0	0	1	19	0	.273
Mar 24	VIRGINIA	*3b	3	0	0	0	0	0	0	0	0	0	0	0	0	0	0	1	3	0	0	.240
Mar 26	at Louisville	*3b	3	0	1	0	0	0	0	0	0	0	0	0	0	0	1	1	0	0	0	.250
Mar 27	at Louisville-1	*c	3	0	0	0	0	0	0	0	0	0	0	0	0	0	0	10	0	0	0	.258
Mar 27	at Louisville-2	ph	1	0	0	0	0	0	0	0	0	0	0	0	0	0	0	0	0	0	0	.250
Mar 28	at Louisville	*c	2	0	0	0	0	0	0	0	0	0	0	0	0	0	1	3	1	0	0	.235
Apr 2	at Duke	*3b	0	0	0	0	0	0	0	0	0	0	0	0	0	0	0	1	1	0	0	.235
Apr 3	at Duke-1	*3b	2	1	0	0	0	0	0	0	0	0	0	0	0	0	0	0	2	0	0	.222
Apr 3	at Duke-2	*3b	3	0	1	0	0	0	0	0	0	0	0	0	0	0	1	0	3	0	0	.231
Apr 04	at Duke	*3b	2	0	1	0	0	0	0	0	0	0	0	0	0	0	0	0	0	3	0	.244
Apr 07	LONGWOOD-1	*3b	2	1	2	1	1	0	1	0	0	0	0	0	0	0	0	11	1	0	0	.279
Apr 07	LONGWOOD-2	*3b	2	1	0	0	0	0	0	0	0	0	0	0	0	0	0	4	2	0	0	.269
Apr 16	GEORGIA TECH	ph	1	0	1	0	0	0	0	0	0	0	0	0	0	0	0	0	0	0	0	.504
Apr 17	GEORGIA TECH-1	*3b	3	1	1	1	1	0	0	0	0	0	0	0	0	0	0	0	0	3	0	.306
Apr 17	GEORGIA TECH-2	*3b	4	0	0	0	0	0	0	0	0	0	0	0	0	0	1	1	1	0	0	.283
Apr 18	GEORGIA TECH	*3b	2	1	1	1	0	0	0	1	0	0	0	0	0	0	0	2	1	0	0	.291
Apr 23	NOTRE DAME-1	ph	0	0	0	0	0	0	0	1	0	0	0	0	0	0	0	0	0	0	0	.291
Apr 23	NOTRE DAME-2	ph	1	0	0	0	0	0	0	0	0	0	0	0	0	0	0	0	0	0	0	.286
Apr 24	NOTRE DAME	*dh	3	0	1	0	0	0	0	0	0	0	0	0	0	0	1	0	0	0	0	.288
Apr 25	NOTRE DAME	*3b	3	0	0	0	0	0	0	0	0	0	0	0	0	0	1	0	0	0	0	.274
Apr 28	at Liberty	*dh	2	1	1	1	0	0	1	1	0	0	0	0	0	0	1	0	0	0	0	.281
May 01	at Syracuse-1	*dh/c	3	1	1	3	0	0	1	0	0	0	0	0	0	0	0	0	3	0	0	.284
May 01	at Syracuse-2	*dh	3	0	2	1	0	0	0	0	0	0	0	0	0	0	0	0	0	0	0	.300
May 02	at Syracuse	*dh	3	0	1	1	0	0	0	1	0	0	0	0	0	0	1	1	0	0	0	.301
Totals			265	73	14	22	16	3	0	5	10	2	0	1	1	1	2	10	103	24	4	.301



**EMMA YATES**

Freshman | 5-6  
C | R/R

South County HS  
Fairfax Station, Va.

Major: Criminology

15

**AT THE PLATE**

- Has played in two games this season, with both being a pinch runner.
- Came in as a pinch runner against Georgia Tech (4/17).
- Made her collegiate debut as a pinch runner in Game 2 vs. Radford (3/17).
- Missed 2020 due to injury.
- Three-year letterwinner.
- Coached by Gary Dillow at South County HS.
- Played travel ball for Williamsburg Starz.
- Two-time all-conference.
- Two-time all-state.
- Second-team All-Met.
- Led the Stallions to two conference championships.
- Chose the Hokies over George Mason and Christopher Newport.
- Hopes to be a technical analyst for the FBI.

**SEASON/CAREER HIGHS**

Hits  
 Runs  
 RBIs  
 HRs  
 Walks  
 Stolen Bases  
 Hitting Streak

**GAME-BY-GAME STATS**

Date	Opponent	Pos	AB	R	H	RBI	2B	3B	HR	BB	SB	CS	HBP	SAC	SF	GDP	K	PO	A	E	Avg	
Mar 17	RADFORD-2	pr	0	0	0	0	0	0	0	0	0	0	0	0	0	0	0	0	0	0	0	.000
Apr 17	GEORGIA TECH-1	pr	0	0	0	0	0	0	0	0	0	0	0	0	0	0	0	0	0	0	0	.000
Totals			0	0	0	0	0	0	0	0	0	0	0	0	0	0	0	0	0	0	0	.000





### MEREDITH SLAW

Sophomore | 5-11  
IF | L/R

Rappahannock HS  
Warsaw, Va.

Major: Accounting

# 16

#### AT THE PLATE

- Has appeared in 17 games, starting 10 at first base.
- Appeared in all four games vs. Notre Dame, starting three, for her first game action since March 13.
- Had a pinch-hit two-run single in Game 2 vs. No. 13/14 Florida State (2/20).
- Knocked in four runs for the third time in her career in Game 2 at Clemson, three of which coming on her first home run of the season (2/19).
- Drew a career-high three walks in the first game of the season at Kennesaw State (2/13) and also had an RBI single in the game.
- Drove in four runs in the 7-0 win over Virginia (3/8/20).
- Hit .636 in four games at the Spring Break Challenge.
- Had back-to-back three-hit games at Jacksonville (2/29) and against Stony Brook (3/1).
- Had eight RBIs in seven at-bats at the Charleston Invitational.
- Went 2 for 3 with two doubles, four RBIs and two runs scored versus North Carolina A&T (2/22).
- Had her first career steal against Dartmouth (2/21).
- Had a hit against No. 16/16 Oklahoma State (2/13).
- Smacked a double at Coastal Carolina (2/7).
- Played in 37 games 2019, drawing 13 starts as the designated player and three at first base.
- Hit her first home run at the college level at Charleston Southern (2/17), a three-run shot to right center.
- Three-sport athlete in high school, playing softball, basketball and volleyball.
- Four-year letterwinner in softball and basketball.
- Two-time all-state selection.
- Three-time conference Player of the Year.
- VHSL Player of the Year.
- Comes from an athletic family - uncle played for the Los Angeles Dodgers' AAA team.
- Has a cousin currently playing catcher for Wake Forest.

#### SEASON HIGHS

Hits 1, 6x, last vs. Notre Dame (4/24/21)  
 Runs 1, 2x, last at Clemson [1] (2/19/21)  
 RBIs 4 at Clemson [1] (2/19/21)  
 HRs 1 at Clemson [1] (2/19/21)  
 Walks 3 at Kennesaw State [1] (2/13/21)  
 Stolen Bases  
 Hitting Streak 2 games (4/23/21 - 4/24/21)

#### CAREER HIGHS

Hits 3, 2x, last vs. Stony Brook (3/1/20)  
 Runs 2 vs. North Carolina A&T (2/22/20)  
 RBIs 4, 3x, last at Clemson [1] (2/19/21)  
 HRs 1, 7x, last at Clemson [1] (2/19/21)  
 Walks 3 at Kennesaw State [1] (2/13/21)  
 Stolen Bases 1 vs. Dartmouth (2/21/20)  
 Hitting Streak 5 games (2/9/19 - 2/17/19)

#### GAME-BY-GAME STATS

Date	Opponent	Pos	AB	R	H	RBI	2B	3B	HR	BB	SO	CS	HBP	SAC	SF	GDP	K	PO	A	E	Avg	
Feb 13	at Kennesaw State-1	**1b	1	1	1	0	0	0	0	0	0	0	0	0	0	0	0	0	3	0	0	1.000
Feb 13	at Kennesaw State-2	**1b	3	0	0	0	0	0	0	0	0	0	0	0	0	0	0	16	0	0	.250	
Feb 14	at Kennesaw State	**1b	4	0	0	0	0	0	0	0	0	0	0	0	0	0	0	3	0	0	.125	
Feb 18	at Clemson	**1b	3	0	0	0	0	0	0	0	0	0	0	0	0	0	0	4	0	0	.091	
Feb 19	at Clemson-1	**1b	3	1	4	0	0	1	0	0	0	0	0	0	0	0	0	1	10	0	.143	
Feb 19	at Clemson	**1b	3	0	0	0	0	0	0	0	0	0	0	0	0	0	0	6	1	0	.118	
Feb 20	vs Florida State-1	**1b	0	0	0	0	0	0	0	0	0	0	0	0	0	0	0	5	0	0	.118	
Feb 20	vs Florida State-2	ph	1	0	1	2	0	0	0	0	0	0	0	0	0	0	0	0	0	0	.167	
Feb 21	vs Florida State	ph	1	0	0	0	0	0	0	0	0	0	0	0	0	0	0	1	0	0	.158	
Mar 13	at NC State-1	ph	1	0	0	0	0	0	0	0	0	0	0	0	0	0	0	0	0	0	.150	
Mar 13	at NC State-2	ph	1	0	1	2	1	0	0	0	0	0	0	0	0	0	0	0	0	0	.150	
Apr 23	NOTRE DAME-1	ph	1	0	0	0	0	0	0	0	0	0	0	0	0	0	0	0	0	0	.182	
Apr 23	NOTRE DAME-2	**1b	4	0	1	1	0	0	0	0	0	0	0	0	0	0	0	8	0	0	.192	
Apr 24	NOTRE DAME	**1b/dh	3	0	1	0	0	0	0	0	0	0	0	0	0	0	0	2	0	0	.207	
Apr 25	NOTRE DAME	**1b	3	0	0	0	0	0	0	0	0	0	0	0	0	0	0	9	0	0	.188	
Apr 30	at Syracuse	ph	1	0	0	0	0	0	0	0	0	0	0	0	0	0	0	1	0	0	.182	
May 01	at Syracuse-1	dh	1	0	0	0	0	0	0	0	0	0	0	0	0	0	0	0	0	0	.176	
Totals			10gs	34	2	6	10	1	0	1	4	0	0	1	0	0	0	4	66	1	0	.176



### MOLLY JACOBSON

Freshman | 6-0  
P | R/R

Waukee HS  
Waukee, Iowa

Major: Criminology

# 17

#### AT THE PLATE

- Came in for relief in Game 2 against Longwood (4/7), pitching one inning and allowing zero hits and runs on 10 pitches.
- Appeared for one inning at George Mason (3/11/20) allowing only one hit.
- Made her first career appearance against Dartmouth (2/21), pitching two scoreless innings and allowing just one hit.
- Five-year letterwinner.
- Coached by Carrie Eby at Waukee High School.
- Earned first-team all-conference.
- Selected as a first-team all-district pick.
- Named to the first-team IHSAA all-state team.
- Her father played basketball at Omaha and her siblings play basketball at the Division I level too, with Michael at Iowa State and Reilly at Western Michigan.

#### SEASON HIGHS

Innings (High) 1.0 vs. Longwood [2] (4/7/21)  
 Strikeouts (High)  
 Hits (Low) 0 vs. Longwood [2] (4/7/21)  
 Runs (Low) 0 vs. Longwood [2] (4/7/21)  
 Earned Runs (Low) 0 vs. Longwood [2] (4/7/21)  
 Walks (Low) 0 vs. Longwood [2] (4/7/21)

#### CAREER HIGHS

Innings (High) 2.0 vs. Dartmouth (2/21/20)  
 Strikeouts (High) 1, 2x, last at George Mason (3/11/20)  
 Hits (Low) 0 vs. Longwood [2] (4/7/21)  
 Runs (Low) 0 vs. Longwood [2] (4/7/21)  
 Earned Runs (Low) 0 vs. Longwood [2] (4/7/21)  
 Walks (Low) 0 vs. Longwood [2] (4/7/21)

#### GAME-BY-GAME STATS

Date	Opponent	GS	IP	H	R	ER	BB	SO	2B	3B	HR	WP	BK	HBP	IBB	Score	W-L	Sv	ERA	NP
Apr 07	LONGWOOD-2	1	0	0	0	0	0	0	0	0	0	0	0	0	0	11-6	0-0	0	0.00	10
Totals		0	1.0	0	0	0	0	0	0	0	0	0	0	0	0	11-6	0-0	0	0.00	-





## MACKENZIE LAWTER

Junior | 5-5  
C | R/R

Halifax County HS  
South Boston, Va.

Major: Multimedia Journalism &  
Political Science

# 18

### 2020 VaSID First-Team All-State

#### AT THE PLATE

- Has played in 36 games, starting 34 games at catcher.
- Smashed a two-run homer, her third of the year, at Liberty (4/28).
- Knocked in a season-high two runs vs. Notre Dame [2] (4/23).
- Hit a home run in Game 2 of the doubleheader against Georgia Tech (4/17), scored two runs and earned a walk.
- Earned a walk and scored a run against Longwood (4/7).
- Batted .500 in the Duke series (6 for 12), including hitting her first home run of the season.
- Singled up the middle for an RBI, scored two run, earned two walks and got hit by a pitch at Virginia (3/30).
- Scored a run in every game at Kennesaw State (2/13 - 2/14) and also drew a career-high three walks in the second game of the doubleheader (2/13).
- Played in 46 games 2019, drawing 45 starts at catcher.
- Lifted a homer to dead center versus NC State (5/9) at ACCs.
- Hit a grand slam and had a career-high five RBIs at Pitt (3/23).
- Father played baseball at Longwood University and was recognized as Virginia Player of the Year in 1985.

#### SEASON HIGHS

Hits 2, 2x, last at No. 12/14 Duke (4/4/21)  
Runs 2, 3x, last vs. Georgia Tech (4/18/21)  
RBIs 2, 2x, last at Liberty (4/28/21)  
HRs 1, 3x, last at Liberty (4/28/21)  
Walks 3, 2x, last at Syracuse (5/2/21)  
Stolen Bases  
Hitting Streak 5 games (3/30/21 - 4/4/21)

#### CAREER HIGHS

Hits 3, 2x, last vs. Binghamton [1] (3/19/19)  
Runs 3 vs. ETSU (2/17/19)  
RBIs 5 at Pitt (3/23/19)  
HRs 2 vs. Binghamton [1] (3/19/19)  
Walks 3, 2x, last at Syracuse (5/2/21)  
Stolen Bases 1, 4x, last vs. Bradley (2/22/20)  
Hitting Streak 6 games (2/13/20 - 2/22/20)

#### GAME-BY-GAME STATS

Date	Opponent	Pos	AB	R	H	RBI	2B	3B	HR	BB	SB	CS	HBP	SAC	SF	GDP	K	PO	A	E	Avg	
Feb 13	at Kennesaw State-1	*c	2	1	0	0	0	0	0	1	0	0	0	0	0	0	0	12	0	0	.000	
Feb 13	at Kennesaw State-2	*c	1	1	0	0	0	0	0	3	0	0	0	0	0	0	0	3	0	0	.000	
Feb 14	at Kennesaw State	*c/pr	1	1	0	0	0	0	0	1	0	0	0	0	0	0	0	7	0	0	.000	
Feb 18	at Clemson	*c	1	0	0	0	0	0	0	0	0	0	0	0	0	0	0	7	0	0	.000	
Feb 19	at Clemson-1	*c	0	0	0	0	0	0	0	1	0	0	0	0	0	0	0	2	0	0	.000	
Feb 19	at Clemson	*c	3	0	0	0	0	0	0	0	0	0	0	0	0	0	1	4	0	0	.000	
Feb 20	vs Florida State-1	*c	1	0	0	0	0	0	0	0	0	0	0	0	0	0	1	3	0	0	.000	
Feb 20	vs Florida State-2	*c	2	1	1	1	0	0	0	1	0	0	0	0	0	0	1	1	0	0	.037	
Feb 21	vs Florida State	*c	2	0	0	0	0	0	0	1	0	0	0	0	0	0	0	9	0	0	.077	
Mar 12	at NC State	*c	2	1	1	1	0	0	0	1	0	0	0	0	0	0	0	13	1	0	.133	
Mar 13	at NC State-1	*c	2	1	1	0	0	0	0	0	0	0	0	0	0	0	3	1	0	0	.176	
Mar 13	at NC State-2	*c	1	0	0	0	0	0	0	0	0	0	0	0	0	0	0	2	0	0	.190	
Mar 24	VIRGINIA	*c	2	1	1	1	0	0	0	1	0	0	0	0	0	0	0	9	0	0	.200	
Mar 26	at Louisville	*c	1	0	0	0	0	0	0	0	0	0	0	0	0	0	1	0	0	0	.190	
Mar 27	at Louisville-1	*c	2	1	1	0	0	0	0	1	0	0	0	0	0	0	0	8	0	0	.190	
Mar 27	at Louisville-2	*c	2	0	0	0	0	0	0	0	0	0	0	0	0	0	0	8	1	0	.174	
Mar 28	at Louisville	*c	0	1	0	0	0	0	0	1	0	0	0	0	0	0	0	3	0	0	.174	
Mar 30	at Virginia	*c	1	2	1	1	0	0	0	2	0	0	0	0	0	0	12	1	0	0	.208	
Apr 2	at Duke	*c	1	0	0	0	0	0	0	1	0	0	0	0	0	0	0	0	0	0	.211	
Apr 3	at Duke-1	*c	3	1	2	0	0	0	0	0	0	0	0	0	0	0	1	9	0	0	.276	
Apr 3	at Duke-2	*c	3	0	1	0	0	0	0	0	0	0	0	0	0	0	1	4	1	0	.281	
Apr 04	at Duke	*c	4	1	2	1	1	0	0	1	0	0	0	0	0	0	1	6	2	0	.306	
Apr 07	LONGWOOD-2	*c	1	1	0	0	0	0	0	1	0	0	0	0	0	0	0	0	0	0	.287	
Apr 16	GEORGIA TECH	*c	2	0	0	0	0	0	0	0	0	0	0	0	0	0	0	13	0	0	.282	
Apr 17	GEORGIA TECH-1	*c	3	0	0	0	0	0	0	0	0	0	0	0	0	0	1	4	0	0	.262	
Apr 17	GEORGIA TECH-2	*c	3	0	0	0	0	0	0	0	0	0	0	0	0	0	0	3	0	0	.273	
Apr 18	GEORGIA TECH	*c	2	2	1	1	0	0	0	1	0	0	0	0	0	0	0	4	0	0	.283	
Apr 23	NOTRE DAME-1	*c	2	1	1	0	0	0	0	1	0	0	0	0	0	0	0	11	1	0	.282	
Apr 23	NOTRE DAME-2	*c	4	0	0	2	0	0	0	0	0	0	0	0	0	0	1	16	1	1	.275	
Apr 24	NOTRE DAME	*c	3	1	0	0	0	0	0	0	0	0	0	0	0	0	0	1	0	0	.265	
Apr 25	NOTRE DAME	*c	3	0	0	0	0	0	0	0	0	0	0	0	0	0	0	4	0	0	.241	
Apr 28	at Liberty	*c	3	1	1	2	0	0	1	0	0	0	0	0	0	0	12	0	0	0	.246	
Apr 30	at Syracuse	*c	2	1	0	0	0	0	0	2	0	0	0	0	0	0	0	17	0	0	.238	
May 01	at Syracuse-1	*c/dh	2	1	1	0	0	0	0	0	0	0	0	0	0	0	6	0	0	0	.246	
May 01	at Syracuse-2	*c	3	0	0	0	0	0	0	0	0	0	0	0	0	0	2	8	1	1	.235	
May 02	at Syracuse	*c	0	1	0	0	0	0	0	3	1	0	0	0	0	0	0	8	3	0	.232	
Totals			34gs	69	22	16	10	4	0	3	24	1	0	3	1	0	0	11	263	14	4	.232



## MADDIE ROUNTREE

Freshman | 5-11  
IF | R/R

Isle of Wight Academy  
Smithfield, Va.

Major: Sports Media & Analytics

# 19

### AT THE PLATE

- Has appeared in 12 games, starting one as the designated player.
- Earned a walk versus Longwood (4/7).
- Had a pinch-hit single in Game 1 at Clemson (2/18).
- Drew a walk as a pinch-hitter in her only at-bat at Kennesaw State (2/14).
- Had a pinch-hit RBI double against Stony Brook (3/1/20) for her first career extra-base hit.
- Began her career with two hits and two RBIs versus Iowa (2/7/20) in the season opener.
- Four-year letterwinner.
- Coached by Jill Owens Edwards at Isle of Wight Academy.
- Played travel ball for Williamsburg Starz Gold-Bunn.
- Four-time all-state.
- Four-time all-conference.
- Five-time Offensive Player of the Year.
- Led the Chargers to the 2018 VISAA DII State Championship, owning a home run in the title game.
- Had eight home runs, 29 hits and 35 RBIs her junior year.
- Chose the Hokies over Clemson and North Carolina.
- Her father played football at Clemson and was the first player in school history to play more than 3,000 snaps in a season, while he was also All-ACC first-team in 1997.
- Hopes to work for the NFL office in New York City.

#### SEASON HIGHS

Hits 1 at Clemson (2/18/21)  
Runs  
RBIs  
HRs  
Walks 1, 2x, last vs. Longwood [2] (4/7/21)  
Stolen Bases  
Hitting Streak

#### CAREER HIGHS

Hits 2 vs. Iowa (2/7/20)  
Runs 1 vs. North Carolina A&T (2/22/20)  
RBIs 2 vs. Iowa (2/7/20)  
HRs  
Walks 1, 4x, last vs. Longwood [2] (4/7/21)  
Stolen Bases  
Hitting Streak 2 games (2/7/20 - 2/8/20)

#### GAME-BY-GAME STATS

Date	Opponent	Pos	AB	R	H	RBI	2B	3B	HR	BB	SB	CS	HBP	SAC	SF	GDP	K	PO	A	E	Avg
Feb 14	at Kennesaw State	ph	0	0	0	0	0	0	0	1	0	0	0	0	0	0	0	0	0	0	.000
Feb 18	at Clemson	ph	1	0	1	0	0	0	0	0	0	0	0	0	0	0	0	0	0	0	1.000
Feb 19	at Clemson-1	ph	1	0	0	0	0	0	0	0	0	0	0	0	0	0	0	0	0	0	.500
Feb 20	vs Florida State-1	ph	1	0	0	0	0	0	0	0	0	0	0	0	0	0	0	1	0	0	.333
Mar 14	at NC State	ph	1	0	0	0	0	0	0	0	0	0	0	0	0	0	0	0	0	0	.250
Mar 17	RADFORD-1	ph	1	0	0	0	0	0	0	0	0	0	0	0	0	0	0	0	0	0	.200
Mar 17	RADFORD-2	*dh	2	0	0	0	0	0	0	0	0	0	1	0	0	0	0	0	0	0	.143
Mar 21	PITT	ph	1	0	0	0	0	0	0	0	0	0	0	0	0	0	0	1	0	0	.125
Mar 27	at Louisville-2	ph/dh	2	0	0	0	0	0	0	0	0	0	0	0	0	0	0	0	0	0	.100
Apr 07	LONGWOOD-2	ph	1	0	0	0	0	0	0	0	0	0	0	0	0	0	0	1	1	0	.091
Apr 30	at Syracuse	ph	1	0	0	0	0	0	0	1	0	0	0	0	0	0	0	0	0	0	.083
Totals			1gs	12	0	1	0	0	0	2	0	0	1	0	0	0	0	3	0	0	.083



## MADDY FEDERICO

Freshman | 5-6  
OF | R/R

Manchester HS  
Midlothian, Va.

Major: Human Nutrition, Foods and  
Exercise

# 20

### AT THE PLATE

- Has appeared in 21 games, with 20 as a pinch runner and one as a pinch hitter.
- Stole two bases and scored two runs in three games appearing as a pinch runner at Syracuse.
- Scored a run as a pinch runner vs. Notre Dame (4/24).
- Came in to pinch run twice against Georgia Tech (4/16-18).
- In her first career at-bat, earned a walk versus Longwood (4/7).
- Scored at No. 12/14 Duke (4/2) as a pinch runner.
- Has scored a run four games in a row.
- Crossed home at Virginia (3/30).
- Scored two times as a pinch runner in the Louisville (3/26-28).
- Came in as a pinch runner and scored against Virginia (3/24).
- Stole a base and scored a run in the NC State series.
- Scored her first career run in Game 3 vs. No. 13/14 Florida State (2/21).
- Four-year letterwinner.
- Coached by Jessica Sullivan at Manchester High School.
- Played travel ball for Starz Gold and was coached by Tom Bunn and will play for the Stars National and was coached by Kyle Marable.
- Manchester student-athlete of the year.
- Second-team all-state.
- Second-team all-conference.
- Led Manchester to the state title game in 2018 and the state semifinals in 2019, while winning two regional championships both years.
- Owned the most stolen bases on the team and batted above .400 each year.
- Led Starz Gold to a second-place finish at JO Cup and Legacy.
- Helped Starz Gold win ASA state three times and a seventh-place finish at USA National.
- Led Starz Gold with the most stolen bases on the team and hit around .400 each season.
- Chose the Hokies over JMU and Longwood.

### SEASON/CAREER HIGHS

- Hits 1, 10x, last at Syracuse [2] (5/1/21)
- Runs
- RBI
- HRs
- Walks 1 vs. Longwood [2] (4/7/21)
- Stolen Bases 1, 3x, last at Syracuse (5/2/21)
- Hitting Streak

### GAME-BY-GAME STATS

Date	Opponent	Pos	AB	R	H	RBI	2B	3B	HR	BB	SB	CS	HBP	SAC	SF	GDP	K	PO	A	E	Avg
Feb 20	vs Florida State-1	pr	0	0	0	0	0	0	0	0	0	0	0	0	0	0	0	0	0	0	0.000
Feb 21	vs Florida State	pr	0	1	0	0	0	0	0	0	0	0	0	0	0	0	0	0	0	0	0.000
Mar 13	at NC State-1	pr	0	0	0	0	0	0	0	0	0	0	0	0	0	0	0	0	0	0	0.000
Mar 13	at NC State-2	pr	0	1	0	0	0	0	0	0	0	0	0	0	0	0	0	0	0	0	0.000
Mar 14	at NC State	pr	0	0	0	0	0	0	0	0	1	0	0	0	0	0	0	0	0	0	0.000
Mar 19	PITT	pr	0	0	0	0	0	0	0	0	1	0	0	0	0	0	0	0	0	0	0.000
Mar 20	PITT-1	pr	0	0	0	0	0	0	0	0	0	0	0	0	0	0	0	0	0	0	0.000
Mar 24	VIRGINIA	pr	0	1	0	0	0	0	0	0	0	0	0	0	0	0	0	0	0	0	0.000
Mar 26	at Louisville	pr	0	1	0	0	0	0	0	0	0	0	0	0	0	0	0	0	0	0	0.000
Mar 28	at Louisville	pr	0	1	0	0	0	0	0	0	0	0	0	0	0	0	0	0	0	0	0.000
Mar 30	at Virginia	pr	0	1	0	0	0	0	0	0	0	0	0	0	0	0	0	0	0	0	0.000
Apr 2	at Duke	pr	0	1	0	0	0	0	0	0	0	0	0	0	0	0	0	0	0	0	0.000
Apr 3	at Duke-2	pr	0	0	0	0	0	0	0	0	1	0	0	0	0	0	0	0	0	0	0.000
Apr 04	at Duke	pr	0	0	0	0	0	0	0	0	0	0	0	0	0	0	0	0	0	0	0.000
Apr 07	LONGWOOD-2	ph/lf	1	0	0	0	0	0	0	0	1	0	0	0	0	0	0	2	0	0	0.000
Apr 16	GEORGIA TECH	pr	0	0	0	0	0	0	0	0	0	0	0	0	0	0	0	0	0	0	0.000
Apr 18	GEORGIA TECH	pr	0	0	0	0	0	0	0	0	0	0	0	0	0	0	0	0	0	0	0.000
Apr 24	NOTRE DAME	pr	0	1	0	0	0	0	0	0	0	0	0	0	0	0	0	0	0	0	0.000
Apr 30	at Syracuse	pr	0	1	0	0	0	0	0	0	0	0	0	0	0	0	0	0	0	0	0.000
May 01	at Syracuse-2	pr	0	1	0	0	0	0	0	0	1	0	0	0	0	0	0	0	0	0	0.000
May 02	at Syracuse	pr	0	0	0	0	0	0	0	0	1	0	0	0	0	0	0	0	0	0	0.000
Totals		ogs	1	10	0	0	0	0	0	1	3	2	0	0	0	0	0	1	2	0	0.000



## KELSEY BROWN

Sophomore | 5-6  
OF | L/R

Battlefield HS / JMU  
Haymarket, Va.

Major: Finance

# 21

### 2021 Second-Team All-ACC

### 2020 VaSID Second-Team All-State

### AT THE PLATE

- Has appeared in all 44 games, starting 42 in the outfield.
- Had three hits and two stolen bases for the second straight game at Liberty (4/28).
- Had a day vs. Notre Dame (4/25), going 3 for 3 at the plate, stealing two bases and scoring a run.
- Went off in Game 2 of the doubleheader against Georgia Tech (4/17), tallying three hits, three runs, two RBIs and three stolen bases.
- Recorded a career-high four RBIs and season-high two doubles in Game 2 of the doubleheader against Longwood (4/7).
- Had two multi-hit games at No. 12/14 Duke (4/3), scoring two runs in the first game of the doubleheader and one run in the second.
- Went 6 for 12, including a triple, with five runs scored and two RBIs vs. Pitt.
- Had a monster day in the Clemson doubleheader, recording five hits, three runs, three stolen bases and had two spectacular catches in left field (2/19).
- Ended 2020 on a career-high 14-game hitting streak.
- Holds VSHL career stolen bases record with 133.
- Broke VHSL state record or most stolen bases in a season (45) and hits in a single season (61) as a junior.
- Father, Jim, played baseball at George Mason and brother, Collin, played at Catholic.
- Her uncle, Michael, played baseball for Clemson and then went on to play for the Boston Red Sox and Seattle Mariners.

### SEASON HIGHS

- Hits 3, 7x, last at Liberty (4/28/21)
- Runs 3 vs. Georgia Tech [2] (4/17/21)
- RBI 4 vs. Longwood [2] (4/7/21)
- HRs
- Walks 2 vs. No. 13/14 Florida State (2/21/21)
- Stolen Bases 3 vs. Georgia Tech [2] (4/17/21)
- Hitting Streak 11 games (3/12/21 - 3/24/21)
- CAREER HIGHS
- Hits 3, 10x, last at Liberty (4/28/21)
- Runs 3, 2x, last vs. Georgia Tech [2] (4/17/21)
- RBI 4 vs. Longwood [2] (4/7/21)
- HRs 1 vs. East Carolina (2/8/20)
- Walks 2 vs. No. 13/14 Florida State (2/21/21)
- Stolen Bases 3 vs. Georgia Tech [2] (4/17/21)
- Hitting Streak 14 games (2/21/20 - 3/11/20)

### GAME-BY-GAME STATS

Date	Opponent	Pos	AB	R	H	RBI	2B	3B	HR	BB	SB	CS	HBP	SAC	SF	GDP	K	PO	A	E	Avg
Feb 13	at Kennesaw State-1	pr	0	0	0	0	0	0	0	0	0	0	0	0	0	0	0	0	0	0	0.000
Feb 13	at Kennesaw State-2	*of	4	1	0	1	0	0	0	0	0	0	0	0	0	0	0	0	0	0	0.000
Feb 14	at Kennesaw State	*of	2	0	1	0	0	0	0	0	0	0	0	0	0	0	0	0	0	3	0.167
Feb 18	at Clemson	ph	1	0	0	0	0	0	0	0	0	0	0	0	0	0	0	0	0	0	0.143
Feb 19	at Clemson-1	*of	3	1	2	0	0	0	0	0	1	0	0	0	0	0	0	0	0	1	0.300
Feb 19	at Clemson	*of	4	2	3	0	0	0	0	2	0	0	0	0	0	0	0	0	0	6	0.429
Feb 20	vs Florida State-1	*of	3	0	0	0	0	0	0	0	0	0	0	0	0	0	0	2	2	0	0.353
Feb 20	vs Florida State-2	*of/pr	3	1	1	0	0	0	0	1	0	0	0	0	0	0	0	0	3	0	0.350
Feb 21	vs Florida State	*of	1	2	0	0	0	0	2	1	0	0	0	0	0	0	0	0	1	0	0.333
Mar 12	at NC State	*of	3	1	1	0	0	0	1	1	0	0	0	0	0	0	0	1	1	0	0.333
Mar 13	at NC State-1	*of	3	0	1	0	0	0	0	0	0	0	0	0	0	0	0	0	0	0	0.333
Mar 13	at NC State-2	*of	4	2	2	0	0	0	0	1	0	0	0	0	0	0	0	0	0	0	0.355
Mar 14	at NC State	*of	4	0	1	0	2	0	0	1	0	0	0	0	0	0	0	3	0	0	0.343
Mar 17	RADFORD-1	*of	2	2	2	2	1	0	0	0	0	0	0	0	0	0	0	0	0	1	0.378
Mar 17	RADFORD-2	*of	4	1	1	0	0	0	0	0	0	0	0	0	0	0	0	0	0	0	0.366
Mar 19	PITT	*of	3	2	0	0	0	0	0	2	0	0	0	0	0	0	0	0	0	0	0.366
Mar 20	PITT-1	*of	3	1	1	0	0	0	0	0	0	0	0	0	0	0	0	0	0	0	0.400
Mar 20	PITT-2	*of	3	1	2	2	0	0	0	1	0	1	0	0	0	0	0	0	0	0	0.399
Mar 21	PITT	*of	3	1	1	0	0	0	0	0	0	0	0	0	0	0	0	0	0	0	0.399
Mar 24	VIRGINIA	*of	4	0	3	1	0	0	0	0	0	0	0	0	0	0	0	0	1	2	0.421
Mar 26	at Louisville	*of	3	1	0	1	0	0	0	1	2	0	0	0	0	0	0	1	0	0	0.400
Mar 27	at Louisville-1	*of	3	1	3	0	0	0	0	2	0	0	0	0	0	0	0	2	0	0	0.429
Mar 27	at Louisville-2	*of	4	1	1	0	0	0	0	0	0	0	0	0	0	0	0	0	0	0	0.418
Mar 28	at Louisville	*of	4	1	2	4	2	0	0	0	0	0	0	0	0	0	0	0	0	0	0.423
Mar 30	at Virginia	*of	4	2	3	0	0	0	0	1	0	0	0	0	0	0	0	0	2	0	0.440
Apr 2	at Duke	*of	3	0	0	0	0	0	0	0	0	0	0	0	0	0	0	0	0	0	0.423
Apr 3	at Duke-1	*of	3	2	0	0	0	0	0	0	0	0	0	0	0	0	0	0	0	0	0.432
Apr 3	at Duke-2	*of	3	2	2	0	0	0	0	0	0	0	0	0	0	0	0	0	0	0	0.432
Apr 04	at Duke	*of	4	0	1	0	0	0	0	0	0	0	0	0	0	0	0	0	0	0	0.427
Apr 07	LONGWOOD-1	*of	3	0	0	0	0	0	0	1	0	0	0	0	0	0	0	0	0	0	0.413
Apr 07	LONGWOOD-2	*of	1	1	2	0	0	0	0	0	0	0	0	0	0	0	0	0	0	0	0.421
Apr 16	GEORGIA TECH	*of	4	1	1	0	0	0	0	0	0	0	0	0	0	0	0	0	0	1	0.410
Apr 17	GEORGIA TECH-1	*of	3	1	1	0	0	0	0	0	0	0	0	0	0	0	0	0	1	2	0.408
Apr 17	GEORGIA TECH-2																				





**MAIJA LOUKO** (MAI-ah LOO-koh)

Freshman | 5-7  
IF | R/R

South Lakes HS  
Reston, Va.

Major: Business

22

**AT THE PLATE**

- Has appeared in 21 games, 19 as a pinch runner and two as a pinch hitter.
- Scored a run in two of the three games she appeared as a pinch runner at Syracuse.
- Scored a run as a pinch runner vs. Notre Dame [2] (4/23).
- Earned a walk against Longwood (4/7).
- Off the bench came in as a pinch runner at No. 12/14 Duke (4/3).
- Came in as a pinch runner and scored a run against Virginia (3/24).
- Stole a base and scored a run as a pinch runner vs. Pitt (3/19).
- Scored her first two runs and had her first stolen base in the NC State series.
- Four-year letterwinner.
- Coached by Carlos Soto at South Lakes High School.
- Played travel ball for Lady Lightning Gold, coached by Ryan Buchanan.
- 2019 All-District Player of the Year.
- Two-time first team all-district and region.
- 2019 Washington Post All-Met first team.
- Played four years at the USA Softball Gold Nationals.
- Led travel team in home runs in 2018 and 2019.

**SEASON/CAREER HIGHS**

Hits  
Runs 1, 7x, last at Syracuse [1] (5/1/21)  
RBIs  
HRs  
Walks 1 vs. Longwood [2] (4/7/21)  
Stolen Bases 1, 2x, last vs. Pitt (3/19/21)  
Hitting Streak

**GAME-BY-GAME STATS**

Date	Opponent	Pos	AB	R	H	RBI	2B	3B	HR	BB	SB	CS	HBP	SAC	SF	GDP	K	PO	A	E	Avg	
Feb 18	at Clemson	pr	0	0	0	0	0	0	0	0	0	0	0	0	0	0	0	0	0	0	0	.000
Feb 20	vs Florida State-1	pr	0	0	0	0	0	0	0	0	0	0	0	0	0	0	0	0	0	0	0	.000
Feb 21	at Florida State	pr	0	0	0	0	0	0	0	0	0	0	0	0	0	0	0	0	0	0	0	.000
Mar 12	at NC State	pr	0	0	0	0	0	0	0	0	0	0	0	0	0	0	0	0	0	0	0	.000
Mar 13	at NC State-2	pr	0	1	0	0	0	0	0	1	0	0	0	0	0	0	0	0	0	0	0	.000
Mar 14	at NC State	pr	0	1	0	0	0	0	0	0	0	0	0	0	0	0	0	0	0	0	0	.000
Mar 17	RADFORD-1	ph	1	0	0	0	0	0	0	0	0	0	0	0	0	0	0	0	0	0	0	.000
Mar 19	PITT	pr	0	1	0	0	0	0	0	0	1	0	0	0	0	0	0	0	0	0	0	.000
Mar 21	PITT	pr	0	0	0	0	0	0	0	0	0	0	0	0	0	0	0	0	0	0	0	.000
Mar 24	VIRGINIA	pr	0	1	0	0	0	0	0	0	0	0	0	0	0	0	0	0	0	0	0	.000
Mar 26	at Louisville	pr	0	0	0	0	0	0	0	0	0	0	0	0	0	0	0	0	0	0	0	.000
Mar 30	at Virginia	pr	0	0	0	0	0	0	0	0	0	0	0	0	0	0	0	0	0	0	0	.000
Apr 3	at Duke-2	pr	0	0	0	0	0	0	0	0	0	0	0	0	0	0	0	0	0	0	0	.000
Apr 07	LONGWOOD-2	ph	0	0	0	0	0	0	0	1	0	0	0	0	0	0	0	0	0	0	0	.000
Apr 16	GEORGIA TECH	pr	0	0	0	0	0	0	0	0	0	0	0	0	0	0	0	0	0	0	0	.000
Apr 17	GEORGIA TECH-1	pr	0	0	0	0	0	0	0	0	0	0	0	0	0	0	0	0	0	0	0	.000
Apr 23	NOTRE DAME-1	pr	0	0	0	0	0	0	0	0	0	0	0	0	0	0	0	0	0	0	0	.000
Apr 23	NOTRE DAME-2	pr	0	1	0	0	0	0	0	0	0	0	0	0	0	0	0	0	0	0	0	.000
Apr 30	at Syracuse	pr	0	1	0	0	0	0	0	0	0	0	0	0	0	0	0	0	0	0	0	.000
May 01	at Syracuse-1	pr	0	1	0	0	0	0	0	0	0	0	0	0	0	0	0	0	0	0	0	.000
May 02	at Syracuse	pr	0	0	0	0	0	0	0	0	0	0	0	0	0	0	0	0	0	0	0	.000
Totals		0as	1	7	0	0	0	0	0	1	2	0	0	0	0	0	0	0	0	0	0	.000



**MORGAN OVERAITIS** (Over-EYE-tis)

Sophomore | 5-4  
IF | L/R

Salem HS / Michigan  
Canton, Mich.

Major: Public Health

24

**AT THE PLATE**

- Has appeared in 28 games, starting 14 at second base, three at third base, one as the designated player and one in the outfield.
- Hit a double against Georgia Tech (4/16) and scored a run.
- Went 1 for 3 at No. 12/14 Duke (4/2).
- Scored a run at Virginia (3/30).
- Tallied two hits and scored a run in the Louisville series (3/26-28).
- Sent a solo bomb to right center and had a sac fly for a total of two RBIs against Virginia (3/24).
- Went 2 for 3 with two doubles in Game 3 vs. Pitt (3/20).
- Hit her first home run as a Hokie and contributed to Tech's school record eight home runs in Game 4 of the NC State series (3/14).
- Had a career-best .277 batting average in 2020 as a sophomore.
- Appeared in 32 games for the Wolverines as a freshman, starting nine as the designated player.
- Four-year letterwinner.
- Four-time All-State first team at Salem High School.
- Named the 2018 Detroit Free Press Softball Player of the Year.
- 2017-18 Salem High School Athlete of the Year.
- Set a Salem school record with 38 career home runs.
- Ended high school career with a .586 batting average and 223 runs batted in.
- Named the No. 18 prospect in FloSoftball's 2018 Hot 100 Rankings.
- Played travel ball for the Beverly Bandits.
- Helped the team to a 2017 PGF national championship and hit .415 at the tournament.
- 2018 PGF Central Region All-American.

**SEASON HIGHS**

Hits 2, 2x, last vs. Pitt [2] (3/20/21)  
Runs 2 at NC State (3/14/21)  
RBIs 2 vs. Virginia (3/24/21)  
HRs 1, 3x, last vs. Virginia (3/24/21)  
Walks 1, 2x, last vs. Pitt (3/19/21)  
Stolen Bases  
Hitting Streak 4 games (3/14/21 - 3/19/21)

**CAREER HIGHS**

Hits 3 vs. Florida (2/8/20)  
Runs 2, 4x, last at NC State (3/14/21)  
RBIs 2, 3x, last vs. Virginia (3/24/21)  
HRs 1, 4x, last vs. Virginia (3/24/21)  
Walks 1, 12x, last vs. Pitt (3/19/21)  
Stolen Bases 1, 5x, last at South Florida (2/8/20)  
Hitting Streak 6 games (2/7/20 - 2/14/20)

**GAME-BY-GAME STATS**

Date	Opponent	Pos	AB	R	H	RBI	2B	3B	HR	BB	SB	CS	HBP	SAC	SF	GDP	K	PO	A	E	Avg	
Feb 13	at Kennesaw State-1	pr	0	1	0	0	0	0	0	0	0	0	0	0	0	0	0	0	0	0	0	.000
Feb 14	at Kennesaw State	ph/2b	1	0	0	0	0	0	0	0	0	0	0	0	0	0	0	0	0	0	0	.000
Feb 18	at Clemson	ph	1	0	1	0	0	0	0	0	0	0	0	0	0	0	0	0	0	0	0	.500
Feb 19	at Clemson-1	dh	3	1	1	1	0	0	0	0	0	0	0	0	0	0	0	0	0	0	0	.400
Feb 20	vs Florida State-1	2b	2	0	0	0	0	0	0	0	0	0	0	0	0	0	0	0	0	0	0	.286
Mar 13	at NC State-2	*2b	3	0	0	1	0	0	0	0	0	0	0	0	0	0	0	0	0	0	0	.200
Mar 14	at NC State	*2b	4	2	2	1	0	0	1	0	0	0	0	0	0	0	0	0	1	0	2	.286
Mar 17	RADFORD-1	*2b	3	1	1	0	0	0	0	0	0	0	0	0	0	0	0	0	0	0	0	.254
Mar 17	RADFORD-2	*2b	2	1	1	0	0	0	0	0	0	0	0	0	0	0	0	0	0	0	0	.316
Mar 19	PITT	*2b	2	1	1	0	0	0	1	0	0	0	0	0	0	0	0	0	0	0	2	.333
Mar 20	PITT-1	*off/2b	3	0	0	0	0	0	0	0	0	0	0	0	0	0	0	0	0	0	1	.292
Mar 20	PITT-2	*2b	3	1	2	0	0	0	0	0	0	0	0	0	0	0	0	0	0	0	0	.333
Mar 21	PITT	*2b	3	0	1	0	0	0	0	0	0	0	0	0	0	0	0	0	0	0	0	.333
Mar 24	VIRGINIA	*2b	2	1	1	2	0	0	0	1	0	0	0	0	0	0	0	0	1	0	0	.344
Mar 26	at Louisville	*2b	2	0	0	0	0	0	0	1	0	0	0	0	0	0	0	0	0	0	1	.324
Mar 27	at Louisville-1	*2b	3	0	0	1	0	0	0	0	0	0	0	0	0	0	0	0	1	0	0	.333
Mar 27	at Louisville-2	*2b	3	0	1	0	0	0	0	0	0	0	0	0	0	0	0	0	0	0	4	.308
Mar 28	at Louisville	*2b	3	1	1	0	0	0	0	0	0	0	0	0	0	0	0	0	0	0	0	.310
Mar 30	at Virginia	*2b	4	1	0	0	0	0	0	0	0	0	0	0	0	0	0	0	0	0	1	.283
Apr 2	at Duke	*3b	3	1	0	0	0	0	0	0	0	0	0	0	0	0	0	0	0	0	1	.236
Apr 04	at Duke	ph/3b	1	0	0	0	0	0	0	0	0	0	0	0	0	0	0	0	0	0	1	.000
Apr 07	LONGWOOD-1	*3b	2	0	0	0	0	0	0	0	0	0	0	0	0	0	0	0	0	0	1	.269
Apr 16	GEORGIA TECH	*3b	3	1	1	0	0	0	0	0	0	0	0	0	0	0	0	0	0	0	1	.273
Apr 23	NOTRE DAME-1	ph/2b	1	0	0	0	0	0	0	0	0	0	0	0	0	0	0	0	0	0	0	.268
Apr 23	NOTRE DAME-2	*2b	3	1	1	0	0	0	0	0	0	0	0	0	0	0	0	0	0	0	3	.271
Apr 24	NOTRE DAME	ph	1	0	0	0	0	0	0	0	0	0	0	0	0	0	0	0	0	0	0	.267
Apr 30	at Syracuse	ph	1	0	1	0	0	0	0	0	0	0	0	0	0	0	0	0	0	0	0	.279
May 01	at Syracuse-1	ph/2b	1	0	0	0	0	0	0	0	0	0	0	0	0	0	0	0	0	0	1	.000
Totals		189s	62	13	17	7	4	0	3	3	0	0	0	0	0	0	2	0	8	21	15	.274







### ADDY GREENE

Freshman | 5-9  
IF | L/R

Nansemond-Suffolk Academy  
Suffolk, Va.

Major: Human Nutrition, Foods and  
Exercise

# 26

#### AT THE PLATE

- Has appeared in 38 games, starting 30 at second base and six at shortstop.
- Batted .600 in the Georgia Tech (4/16-18) series and slugged 1.400, while getting six RBIs and two home runs.
- Had a hit in both games vs. Longwood (4/7), including a two-run single to left, scored a run and had a walk and a HBP.
- Recorded two hits, an RBI and a run at No. 12/14 Duke (4/3).
- Posted a career-high three hits at Virginia (3/30), with one of those being a double, while owning an RBI and a run.
- Started all three games at Kennesaw State at second base (2/13 - 2/14) recording two hits, including a two-run home run in the first game of the season (2/13).
- Five-year letterwinner.
- Coached by Brittany Thornburg at Nansemond-Suffolk Academy.
- Played travel ball for Orion Hunter Elite and was coached by Larry Murphy.
- Four-time TCIS all-conference pick.
- Two-time first-team VISAA selection.
- Led the Lady Saints a conference title in 2018 and a state title in 2019.
- Has led her travel ball team to over 80 tournament championships, including a national title.
- Top 250 player according to Extra Innings.

#### SEASON/CAREER HIGHS

Hits 3 at Virginia (3/30/21)  
Runs 2 vs. Georgia Tech (4/18/21)  
RBIs 3 vs. Georgia Tech (4/18/21)  
HRs 1, 3x, last vs. Georgia Tech (4/18/21)  
Walks 2 at Syracuse (4/30/21)  
Stolen Bases 1, 3x, last at No. 12/14 Duke [1] (4/3/21)  
Hitting Streak 5 games (4/3/21 - 4/7/21)

#### GAME-BY-GAME STATS

Date	Opponent	Pos	AB	R	H	RBI	2B	3B	HR	BB	SB	CS	HBP	SAC	SF	GDP	K	PO	A	E	Avg
Feb 13	at Kennesaw State-1	*2b	3	1	2	0	0	0	1	0	0	0	0	0	0	0	0	3	0	0	.333
Feb 13	at Kennesaw State-2	*2b	3	0	1	0	0	0	0	0	0	0	0	0	0	0	2	2	1	0	.250
Feb 14	at Kennesaw State	*2b	2	0	0	0	0	0	0	0	0	0	0	0	0	0	1	2	1	0	.200
Feb 18	at Clemson	*2b	2	0	0	0	0	0	0	0	0	0	0	0	0	0	0	1	1	0	.200
Feb 19	at Clemson-1	*2b	2	0	1	1	0	0	0	0	0	0	0	0	0	0	1	2	6	0	.250
Feb 19	at Clemson	*2b	3	0	0	0	0	0	0	0	0	0	0	0	0	0	0	2	5	1	.200
Feb 20	vs Florida State-1	*2b	1	0	0	0	0	0	0	0	0	0	0	0	0	0	1	1	0	0	.188
Feb 20	vs Florida State-2	*2b/pr	2	1	1	1	0	0	0	0	0	0	0	0	0	0	0	0	1	0	.222
Feb 21	vs Florida State	*2b	2	0	0	0	0	0	0	0	0	0	0	0	0	0	1	0	1	0	.200
Mar 12	at NC State	*2b	3	0	1	1	1	0	0	0	1	0	0	0	0	0	0	0	2	0	.217
Mar 13	at NC State-1	*2b	2	0	0	0	0	0	0	0	0	0	0	0	0	0	1	0	0	0	.200
Mar 13	at NC State-2	*2b	1	1	1	2	1	0	0	0	0	0	0	0	0	0	0	0	2	0	.231
Mar 17	RADFORD-1	*ss	1	1	1	0	1	0	1	0	0	0	0	0	0	0	0	1	1	1	.259
Mar 17	RADFORD-2	*ss	2	0	0	0	0	0	0	1	0	0	0	0	0	0	0	0	1	0	.241
Mar 20	PITT-1	*2b	2	0	0	0	0	0	0	0	0	0	0	0	0	0	0	1	3	0	.226
Mar 21	PITT-2	pr/2b	0	0	0	0	0	0	0	0	0	0	0	0	0	0	0	0	0	0	.226
Mar 27	at Louisville-1	*ss	2	1	1	0	1	0	0	0	0	0	0	0	0	0	1	0	0	0	.242
Mar 27	at Louisville-2	*ss	3	1	1	0	1	0	0	0	0	0	0	0	0	0	0	0	2	1	.250
Mar 28	at Louisville	*ss	4	1	1	0	0	0	0	0	0	0	0	0	0	0	1	2	0	1	.250
Mar 30	at Virginia	*ss/pr	4	1	3	0	0	0	0	0	0	0	0	0	0	0	1	2	1	0	.295
Apr 2	at Duke	*2b	3	1	0	0	0	0	0	0	0	0	0	0	0	0	1	0	0	0	.277
Apr 3	at Duke-1	*2b	3	1	2	1	0	0	0	1	0	0	0	0	0	0	0	0	2	0	.300
Apr 3	at Duke-2	*2b	3	0	1	0	0	0	0	0	0	0	0	0	0	0	2	4	1	0	.302
Apr 04	at Duke	*2b	2	0	1	0	0	0	0	0	0	0	0	0	0	0	2	1	0	0	.309
Apr 07	LONGWOOD-1	*2b	2	0	1	0	0	0	0	0	0	0	0	0	0	0	0	1	0	0	.318
Apr 07	LONGWOOD-2	*2b	2	0	1	2	0	0	0	1	0	0	0	0	0	0	1	2	2	0	.322
Apr 16	GEORGIA TECH	*2b	2	0	0	0	0	0	0	0	0	0	0	0	0	0	0	0	1	1	.311
Apr 17	GEORGIA TECH-1	*2b	2	1	2	1	0	1	0	0	0	0	0	0	0	0	1	1	0	0	.333
Apr 17	GEORGIA TECH-2	*2b	4	0	3	2	0	0	0	0	0	0	0	0	0	0	0	2	2	0	.358
Apr 18	GEORGIA TECH	*2b	2	2	1	3	0	0	1	1	0	0	0	0	0	0	0	0	2	0	.362
Apr 23	NOTRE DAME-1	*2b	1	0	0	0	0	0	0	1	0	0	0	0	0	0	1	1	0	2	.357
Apr 24	NOTRE DAME	*2b	2	0	1	0	0	0	1	0	0	0	0	0	0	0	1	0	0	0	.325
Apr 25	NOTRE DAME	*2b	3	0	0	0	0	0	0	0	0	0	0	0	0	0	2	1	2	0	.342
Apr 28	at Liberty	*2b	4	0	0	0	0	0	0	0	0	0	0	0	0	0	1	1	2	0	.325
Apr 30	at Syracuse	*2b/pr	1	1	0	0	0	0	0	2	0	0	0	0	0	0	0	0	1	0	.321
May 01	at Syracuse-1	*2b	2	0	1	1	0	0	1	0	0	0	0	0	0	0	1	0	0	0	.356
May 01	at Syracuse-2	*2b	2	0	0	0	0	0	0	0	0	0	0	0	0	0	1	2	1	0	.318
May 02	at Syracuse	*2b	4	0	0	0	0	0	0	0	0	0	0	0	0	0	3	2	0	0	.303
Totals			36gs	89	15	27	18	9	1	3	8	3	1	1	1	0	18	37	52	10	.303



### REBECCA LUDOWIG (LUD-wig)

Freshman | 5-10  
IF | R/R

Rock Ridge HS  
Ashburn, Va.

Major: University Studies

# 27

#### AT THE PLATE

- Has appeared in 10 games as a pinch runner, scoring a run in six games.
- Appeared in all four games vs. Notre Dame as a pinch runner and scored a run in Game 2 (4/23).
- Scored a run against Georgia Tech (4/16) as a pinch runner.
- Came in as a pinch runner versus Longwood (4/7).
- Stole her first base of the year in Game 2 vs. Radford (3/17).
- Had a stolen base and two runs at the Spring Break Classic.
- Stole her first career base and scored a run against North Carolina A&T (2/22/20).
- Scored a run in an extra-inning win over No. 21/23 North-western
- Scored a run versus in both Campbell (2/8) and East Carolina (2/8/20) games.
- Four-year letterwinner.
- Coached by Christine Keyser at Rock Ridge High School.
- Played travel ball for the Loudoun Storm 18U.
- Three-time all-conference.
- Two-time all-region.
- Also played basketball at Rock Ridge.
- RISE award winner for character.
- Four-time honor roll.
- Chose the Hokies over Lafayette College (Pa.).

#### SEASON HIGHS

Hits  
Runs 1, 6x, last vs. Notre Dame [2] (4/23/21)  
RBIs  
HRs  
Walks  
Stolen Bases 1 vs. Radford [2] (3/17/21)  
Hitting Streak

CAREER HIGHS  
Hits  
Runs 1, 16x, last vs. Notre Dame [2] (4/23/21)  
RBIs  
HRs  
Walks  
Stolen Bases 1, 3x, last vs. Radford [2] (3/17/21)  
Hitting Streak

#### GAME-BY-GAME STATS

Date	Opponent	Pos	AB	R	H	RBI	2B	3B	HR	BB	SB	CS	HBP	SAC	SF	GDP	K	PO	A	E	Avg	
Feb 18	at Clemson	pr	0	1	0	0	0	0	0	0	0	0	0	0	0	0	0	0	0	0	.000	
Feb 19	at Clemson-1	pr	0	1	0	0	0	0	0	0	0	0	0	0	0	0	0	0	0	0	.000	
Mar 17	RADFORD-2	pr	0	1	0	0	0	0	0	0	1	0	0	0	0	0	0	0	0	0	.000	
Mar 20	PITT-1	pr	0	1	0	0	0	0	0	0	0	0	0	0	0	0	0	0	0	0	.000	
Apr 07	LONGWOOD-1	pr	0	0	0	0	0	0	0	0	0	0	0	0	0	0	0	0	0	0	.000	
Apr 16	GEORGIA TECH	pr	0	1	0	0	0	0	0	0	0	0	0	0	0	0	0	0	0	0	.000	
Apr 23	NOTRE DAME-1	pr	0	0	0	0	0	0	0	0	0	0	0	0	0	0	0	0	0	0	.000	
Apr 23	NOTRE DAME-2	pr	0	1	0	0	0	0	0	0	0	0	0	0	0	0	0	0	0	0	.000	
Apr 24	NOTRE DAME	pr	0	0	0	0	0	0	0	0	0	0	0	0	0	0	0	0	0	0	.000	
Apr 25	NOTRE DAME	pr	0	0	0	0	0	0	0	0	0	0	0	0	0	0	0	0	0	0	.000	
Apr 28	at Liberty	pr	0	0	0	0	0	0	0	0	0	0	0	0	0	0	0	0	0	0	.000	
Apr 30	at Syracuse	pr	0	0	0	0	0	0	0	0	0	0	0	0	0	0	0	0	0	0	.000	
May 01	at Syracuse-1	pr	0	0	0	0	0	0	0	0	0	0	0	0	0	0	0	0	0	0	.000	
May 01	at Syracuse-2	pr	0	0	0	0	0	0	0	0	0	0	0	0	0	0	0	0	0	0	.000	
May 02	at Syracuse	pr	0	0	0	0	0	0	0	0	0	0	0	0	0	0	0	0	0	0	.000	
Totals			0gs	6	0	0	0	0	0	0	1	0	0	0	0	0	0	0	0	0	0	.000





GRACE CHAVEZ (SHAW-vez)

Sophomore | 5-9  
C | R/R

West Career & Technical Academy  
Las Vegas, Nev.

Major: Multimedia Journalism

28

AT THE PLATE

- Has appeared in 31 games, starting 20 as the designated player.
- Roped a two-run double to right center versus Longwood (4/7).
- Had an RBI single at No. 12/14 Duke (4/2).
- Laid down a textbook sac bunt to earn an RBI at Louisville (3/27).
- Hit a solo shot to straightaway center and tallied sac fly for a total of two RBIs versus Virginia (2/24).
- Hit a walkoff bomb in Game 2 vs. Radford to end the game after five innings (3/17).
- Smashed a homer in every game of the series vs. No. 13/14 Florida State (2/20-2/21).
- Tied her career high in RBIs with three in Game 2 vs. No. 13/14 Florida State after a three-run home run (2/20).
- Hit a double in her only start of the season at designated player in the second leg of the doubleheader at Kennesaw State (2/13).
- Played in 33 games in 2019, drawing 20 starts as the designated player.
- Racked up three hits and four RBIs in the Binghamton (3/19) doubleheader, including a three-run home run to right center as well as an RBI single for her first multi-hit game.
- Notched a two-run homer in at NC State (3/16).

SEASON HIGHS

Hits 1, 12x, last at Syracuse (4/30/21)  
 Runs 1, 6x, last vs. Virginia (3/24/21)  
 RBIs 3 vs. No. 13/14 Florida State [2] (2/20/21)  
 HRs 1, 6x, last vs. Virginia (3/24/21)  
 Walks 1, 4x, last at No. 12/14 Duke (4/4/21)  
 Stolen Bases  
 Hitting Streak 6 games (2/18/21 - 2/21/21)

CAREER HIGHS

Hits 2, 7x, last at George Washington (3/10/20)  
 Runs 2, 2x, last at George Washington (3/10/20)  
 RBIs 3, 3x, last vs. No. 13/14 Florida State [2] (2/20/21)  
 HRs 2 at George Washington (3/10/20)  
 Walks 2, 2x, last vs. No. 21/23 Northwestern (2/22/20)  
 Stolen Bases  
 Hitting Streak 11 games (3/16/19 - 4/6/19)

GAME-BY-GAME STATS

Date	Opponent	Pos	AB	R	H	RBI	2B	3B	HR	BB	SB	CS	HBP	SAC	SF	GDP	K	PO	A	E	Avg	
Feb 13	at Kennesaw State-2	*dh	4	0	1	0	1	0	0	0	0	0	0	0	0	0	0	0	0	0	0	.250
Feb 18	at Clemson	*dh	2	0	1	0	0	0	0	0	0	0	0	0	0	0	0	0	0	0	0	.333
Feb 19	at Clemson	*dh	4	1	1	1	0	0	1	0	0	0	0	0	0	0	0	1	0	0	0	.300
Feb 20	vs Florida State-1	*dh	3	1	1	1	0	0	1	0	0	0	0	0	0	0	0	1	0	0	0	.308
Feb 20	vs Florida State-2	*dh	3	1	1	3	0	0	1	0	0	0	0	0	0	0	2	0	0	0	0	.312
Feb 21	vs Florida State	*dh	3	1	1	1	0	0	1	0	0	0	0	0	0	0	0	0	0	0	0	.316
Mar 12	at NC State	*dh	2	0	0	0	0	0	0	1	0	0	0	0	0	0	0	0	0	0	0	.286
Mar 13	at NC State-1	*dh	3	0	0	0	0	0	0	0	0	0	0	0	0	0	0	1	0	0	0	.250
Mar 13	at NC State-2	ph	0	0	0	1	0	0	0	0	0	0	0	0	0	0	1	0	0	0	0	.250
Mar 14	at NC State	*dh	2	0	0	0	0	0	0	0	0	0	0	0	0	0	0	1	0	0	0	.231
Mar 17	RADFORD-1	*dh	3	0	0	0	0	0	0	0	0	0	0	0	0	0	0	0	0	0	0	.207
Mar 17	RADFORD-2	ph	1	1	1	1	0	0	1	0	0	0	0	0	0	0	0	0	0	0	0	.233
Mar 19	PITT	*dh	3	0	0	1	0	0	0	0	0	0	0	0	0	0	0	0	0	0	0	.212
Mar 20	PITT 2	*dh	2	0	0	1	0	0	0	0	0	0	0	0	0	0	1	0	0	0	0	.200
Mar 21	PITT	*dh	1	0	0	0	0	0	0	1	0	0	0	0	0	0	0	1	0	0	0	.194
Mar 24	VIRGINIA	*dh	3	1	1	2	0	0	1	0	0	0	0	0	0	1	1	0	0	0	0	.205
Mar 26	at Louisville	*dh	3	0	0	0	0	0	0	1	0	0	0	0	0	0	0	0	0	0	0	.190
Mar 27	at Louisville-1	*dh	2	0	0	1	0	0	0	0	0	0	0	0	0	1	0	0	0	0	0	.182
Mar 27	at Louisville-2	*dh	1	0	0	0	0	0	0	0	0	0	0	0	0	0	0	0	0	0	0	.178
Mar 30	at Virginia	ph	1	0	0	1	0	0	0	0	0	0	0	0	0	0	0	0	0	0	0	.174
Apr 2	at Duke	ph	1	0	1	0	0	0	0	0	0	0	0	0	0	0	0	0	0	0	0	.191
Apr 3	at Duke-1	ph	1	0	1	0	0	0	0	0	0	0	0	0	0	0	0	0	0	0	0	.208
Apr 3	at Duke-2	*dh	2	0	0	0	0	0	0	1	0	0	0	0	0	0	0	2	0	0	0	.200
Apr 04	at Duke	*dh	0	0	0	0	0	0	0	1	0	0	0	0	0	0	0	0	0	0	0	.200
Apr 07	LONGWOOD-2	*dh	4	0	1	2	1	0	0	0	0	0	0	0	0	0	0	0	0	0	0	.204
Apr 16	GEORGIA TECH	ph	1	0	0	0	0	0	0	0	0	0	0	0	0	0	0	1	0	0	0	.200
Apr 24	NOTRE DAME	ph	1	0	0	0	0	0	0	0	0	0	0	0	0	0	0	0	0	0	0	.196
Apr 25	NOTRE DAME	ph	1	0	0	0	0	0	0	0	0	0	0	0	0	0	0	0	0	0	0	.188
Apr 28	at Liberty	ph	1	0	0	0	0	0	0	0	0	0	0	0	0	0	0	0	0	0	0	.190
Apr 30	at Syracuse	*dh	4	0	1	1	1	0	0	0	0	0	0	0	0	0	0	1	0	0	0	.194
May 01	at Syracuse-2	ph	1	0	0	0	0	0	0	0	0	0	0	0	0	0	0	0	0	0	0	.190
Totals		20cgs	63	6	12	18	3	0	6	4	0	0	0	0	1	3	2	15	0	0	0	.190



KAYLEIGH ADDINGTON

Junior | 5-7  
C | R/R

Rockbridge HS  
Lexington, Va.

Major: Meteorology

31

2017-18 ACC Academic Honor Roll

AT THE PLATE

- Has appeared in five games this season.
- Got her first career hit, crushing a two-run homer to left center field in Game 1 vs. Radford (3/17).
- Appeared as a pinch hitter against North Carolina A&T (2/22/20).
- Played in three games in 2019.
- Had a plate appearance versus Virginia (4/13/19).
- Came in as a pinch hitter versus Binghamton (3/19/19).
- Pinched hit against Radford (2/27/19), blooming one behind third base but the shortstop dove and made the catch.
- Appeared in two games in 2018.
- Drew a walk vs. Florida A&M (2/9/19).
- Registered an at-bat vs. Hampton (5/2/19).

SEASON HIGHS

Hits 1 vs. Radford [1] (3/17/21)  
 Runs 1 vs. Radford [1] (3/17/21)  
 RBIs 2 vs. Radford [1] (3/17/21)  
 HRs 1 vs. Radford [1] (3/17/21)  
 Walks 1 vs. Longwood [2] (4/7/21)  
 Stolen Bases  
 Hitting Streak

CAREER HIGHS

Hits 1 vs. Radford [1] (3/17/21)  
 Runs 1 vs. Radford [1] (3/17/21)  
 RBIs 2 vs. Radford [1] (3/17/21)  
 HRs 1 vs. Radford [1] (3/17/21)  
 Walks 1, 2x, last 1 vs. Longwood [2] (4/7/21)  
 Stolen Bases  
 Hitting Streak

GAME-BY-GAME STATS

Date	Opponent	Pos	AB	R	H	RBI	2B	3B	HR	BB	SB	CS	HBP	SAC	SF	GDP	K	PO	A	E	Avg	
Feb 18	at Clemson	c	1	0	0	0	0	0	0	0	0	0	0	0	0	0	0	0	0	1	0	.000
Mar 17	RADFORD-1	c	1	1	1	2	0	0	1	0	0	0	0	0	0	0	0	0	0	1	0	.500
Mar 19	PITT	c	0	0	0	0	0	0	0	0	0	0	0	0	0	0	0	0	0	2	0	.500
Apr 07	LONGWOOD-2	c	1	0	0	0	0	0	0	1	0	0	0	0	0	0	0	0	0	1	0	.333
May 01	at Syracuse-1	ph	1	0	0	0	0	0	0	0	0	0	0	0	0	0	0	0	0	0	0	.250
Totals		Ogs	4	1	1	2	0	0	1	1	0	0	0	0	0	0	0	1	0	0	0	.250





### KAYLEE HEWITT

Freshman | 6-2  
P | R/R

Riverdale HS  
Murfreesboro, Tenn.

Major: Human Development

# 33

#### 2020 VaSID Rookie of the Year

#### IN THE CIRCLE

- Has appeared in one game this season.
- Pitched one inning in relief in Game 1 at Clemson (2/18).
- Threw her first career no-hitter against North Carolina A&T (2/22)
- Allowed one earned run and had two strikeouts against No. 21/23 Northwestern (2/16).
- Picked up her first win over a ranked opponent against No. 14/13 Minnesota (2/15) with one run allowed and five Ks.
- Posted a career-high eight strikeouts and allowed three runs versus Campbell (2/8) in six innings of work.
- In her first start, held Iowa (2/7) to one run and struck out three batters while allowing only three hits in five innings.
- Two-year letterwinner.
- Coached by Christy Bingham at Riverdale High School.
- Played travel ball for Gametime Stars U18U Gold.
- All-state.
- All-District.
- Best Newcomer of the Year.
- Player of the Week honors.
- All-County Team.
- Was a part of being ranked in the top 10 on FloSoftball with the Gametime Stars 18U Gold squad.
- Under Armour Player of the Year contender.
- Chose the Hokies over Oregon, Oklahoma State and Pitt.

#### SEASON HIGHS

Innings	1.0 at Clemson (2/18/21)
Strikeouts	
Hits (Low) (Min. 1 IP)	1 at Clemson (2/18/21)
Runs (Low) (Min. 1 IP)	2 at Clemson (2/18/21)
Earned Runs (Low) (Min. 1 IP)	2 at Clemson (2/18/21)
Walks (Low) (Min. 1 IP)	3 at Clemson (2/18/21)
Number of Pitches (High)	

#### CAREER HIGHS

Innings	6.0, 2x, last vs. No. 14/13 Minnesota (2/15/20)
Strikeouts	8 vs. Campbell (2/8/20)
Hits (Low) (Min. 5 IP)	0 vs. North Carolina A&T (2/22/20)
Runs (Low) (Min. 5 IP)	0 vs. North Carolina A&T (2/22/20)
Earned Runs (Low) (Min. 5 IP)	0 vs. North Carolina A&T (2/22/20)
Walks (Low) (Min. 5 IP)	1 vs. North Carolina A&T (2/22/20)
Number of Pitches (High)	97 vs. No. 14/13 Minnesota (2/15/20)

#### GAME-BY-GAME STATS

Date	Opponent	GS	IP	H	R	ER	BB	SO	2B	3B	HR	WP	BK	HBP	IBB	Score	W-L	Sv	ERA	NP
Feb 18	at Clemson	1.0	1	2	2	3	0	1	0	0	0	0	0	0	0	1-8	0-0	0	14.00	5
Totals		0	1.0	2	2	3	0	1	0	0	0	0	0	0	0	1-8	0-0	0	14.00	5



### IVY ROSENBERY

Freshman | 5-8  
P | R/R

James Wood HS  
Winchester, Va.

Major: Public Relations

# 34

#### IN THE CIRCLE

- Has appeared in 11 games, starting nine in the circle.
- Earned her second ACC win, going an ACC-high 7.0 innings against Georgia Tech (4/17) and tallied four strikeouts, while allowing five hits, three runs and two walks.
- Started versus Longwood (4/7) and pitched 3.0 innings, striking out two and allowing her first walk of the year, while giving up three hits and two runs.
- Came in for relief at No. 12/14 Duke (4/3) and picked up the win, her first in an ACC game, pitching 3.0 innings, striking out one and allowing no runs and just two hits.
- Got her third win of the season with a complete game in Game 1 vs. Radford, allowing just one run and striking out a career-high four batters (3/17).
- Had a stellar debut in the second game of the Kennesaw State doubleheader (2/13), throwing a complete game shutout and allowing just three hits in her first win.
- Four-year letterwinner.
- Coached by Todd Baker at James Wood High School and by Mandee Madden at Millbrook High School.
- Played travel ball for Tri State Thunder and was coached by Missy Cutchall.
- Class 4 NW district player of the year and first-team pitcher.
- Region 4C player of the year and first-team pitcher.
- First-team all-state pitcher.
- Winchester Start player of the year.
- James Wood softball MVP.
- Class 4 NW district all-academic award.
- Broke numerous school records, including most wins in the circle, strikeouts in a season and single game, and most walks earned, while tying the most no-hitters and batting average in a season, just to name a few.
- Was a two-time captain for the Tri State Thunder, leading them to a top-100 ranking on FloSoftball and Extra Inning.

#### SEASON/CAREER HIGHS

Innings	7.0, 2x, last vs. Georgia Tech [1] (4/17/21)
Strikeouts	4, 2x, last vs. Georgia Texh [1] (4/17/21)
Hits (Low) (Min. 5 IP)	3, 2x, last at Clemson [1] (2/19/21)
Runs (Low) (Min. 5 IP)	0, 2x, last at Clemson [1] (2/19/21)
Earned Runs (Low) (Min. 5 IP)	0, 2x, last at Clemson [1] (2/19/21)
Walks (Low) (Min. 5 IP)	0, 3x, last vs. Radford [1] (3/17/21)
Number of Pitches (High)	97 vs. Georgia Tech [1] (4/17/21)

#### GAME-BY-GAME STATS

Date	Opponent	GS	IP	H	R	ER	BB	SO	2B	3B	HR	WP	BK	HBP	IBB	Score	W-L	Sv	ERA	NP
Feb 13	at Kennesaw State-2	* 7.0	3	0	0	0	2	1	0	0	0	0	0	0	0	5-0	1-0	0	0.00	94
Feb 19	at Clemson-1	* 5.0	3	0	0	0	2	1	0	0	0	0	0	0	0	9-0	2-0	0	0.00	58
Feb 20	vs Florida State-1	* 3.0	6	7	4	0	3	1	0	0	0	0	0	0	0	1-7	2-1	0	1.87	49
Mar 13	at NC State-1	* 4.0	5	4	4	0	2	2	1	1	0	0	0	1	0	0-8	2-2	0	2.55	51
Mar 17	RADFORD-1	* 5.0	5	1	1	0	4	1	0	0	0	0	0	0	0	11-1	3-2	0	2.62	82
Mar 20	PITT-1	* 4.0	9	4	4	0	3	0	0	0	0	0	0	0	0	3-5	3-3	0	3.25	74
Apr 3	at Duke-2	* 3.0	2	0	0	0	1	0	0	0	0	0	0	0	0	4-2	4-3	0	2.54	38
Apr 07	LONGWOOD-2	* 3.0	3	2	1	2	0	0	1	0	0	0	0	0	0	11-6	5-3	0	3.09	44
Apr 17	GEORGIA TECH-1	* 7.0	5	3	3	2	4	2	0	0	0	0	0	0	0	4-3	8-3	0	3.07	97
Apr 23	NOTRE DAME-2	* 4.0	11	6	3	0	2	1	0	0	0	0	0	0	0	5-6	6-4	0	3.27	64
May 02	at Syracuse	* 1.0	0	0	0	0	2	0	0	0	0	0	0	0	0	8-1	8-4	0	3.20	14
Totals		9	46.0	52	27	21	3	27	9	1	2	0	0	2	0	62-39	6-4	0	3.20	-







## EMMA RITTER

Freshman | 5-9  
OF | R/R

John Carroll HS  
Perryville, Md.

Major: Human Development

90

### AT THE PLATE

- Has appeared in 40 games, starting 29 in the outfield.
- Hit a two-run double to straightaway center field in Game 1 of the series against Georgia Tech (4/16).
- Scored two runs and was hit by a pitch vs. Longwood (4/7).
- Hit a game-winning, two-run home run in the eighth inning at No. 12/14 Duke (4/3).
- Hit an RBI double to right field, scored a run, was hit by a pitch and stole a base at Virginia (3/30).
- Scored a career-high two runs after drawing a career-high two walks in Game 4 at NC State (3/14).
- Four-year letterwinner.
- Coached by Sherry Hudson at John Carroll High School.
- Played travel ball for Rock Gold Wave and was coached by Rick Wave.
- Four-time all-conference, all-region and all-Metro picks.
- Two-time Varsity Sports Network player of the year.
- Led John Carroll to a state championship her freshman year and would later bring them back to the title game (junior year).
- Known as a speedster, led the team in stolen bases.
- Led her travel ball team, Rock Gold Wave, to winning USA Gold Nationals in 2018 and followed it up with a fourth-place finish at the JO Cup in 2019.
- Chose the Hokies over Kentucky and USF.

### SEASON/CAREER HIGHS

Hits 2, 7x, last at No. 12/14 Duke [2] (4/3/21)  
 Runs 2, 4x, last vs. Georgia Tech [2] (4/17/21)  
 RBIs 2, 2x, last vs. Georgia Tech (4/16/21)  
 HRs 1, 2x, last at No. 12/14 Duke [2] (4/3/21)  
 Walks 2 at NC State (3/14/21)  
 Stolen Bases 2, 2x, last vs. Pitt [2] (3/20/21)  
 Hitting Streak 3 games (3/27/21 - 3/30/21)

### GAME-BY-GAME STATS

Date	Opponent	Pos	AB	R	H	RBI	2B	3B	HR	BB	SB	CS	HBP	SAC	SF	GDP	K	PO	A	E	Av	
Feb 13	at Kennesaw State-1	*of	4	1	2	2	0	0	1	0	0	0	0	0	0	0	0	2	0	0	300	
Feb 13	at Kennesaw State-2	*of	3	1	0	0	0	0	1	2	0	1	0	0	0	1	0	1	0	0	333	
Feb 14	at Kennesaw State	*of	2	0	1	1	1	0	0	0	0	0	0	0	0	0	0	2	0	0	333	
Feb 18	at Clemson	*of	2	0	0	0	0	0	0	0	0	0	0	0	0	0	2	1	0	0	273	
Feb 19	at Clemson	pr	0	0	0	0	0	0	0	0	0	0	0	0	0	0	0	0	0	0	273	
Feb 20	vs Florida State-1	*of	1	0	0	0	0	0	0	0	0	0	0	0	0	0	0	0	0	0	250	
Feb 20	vs Florida State-2	*of	2	1	2	0	0	0	1	0	0	0	0	0	0	0	0	2	0	0	357	
Feb 21	vs Florida State	*of	2	0	0	0	0	0	0	0	0	0	0	0	0	0	1	1	0	0	312	
Mar 12	at NC State	*of	2	1	0	0	0	0	1	1	0	0	0	0	0	0	0	1	0	0	278	
Mar 13	at NC State-1	*of	1	0	0	0	0	0	0	0	0	0	0	0	0	0	0	0	0	0	263	
Mar 13	at NC State-2	pr/of	2	0	0	0	0	0	0	0	0	0	0	0	0	0	0	1	0	0	238	
Mar 14	at NC State	of	0	2	0	0	0	0	2	1	0	0	0	0	0	0	0	0	0	0	238	
Mar 17	RADFORD-2	*of	3	0	1	1	0	0	0	0	0	0	0	0	0	0	0	0	0	0	250	
Mar 19	PITT	pr/of	2	1	1	1	0	0	0	1	0	0	0	0	0	0	0	1	0	0	269	
Mar 20	PITT-1	of	1	0	0	0	0	0	0	0	0	0	0	0	0	0	0	1	0	0	259	
Mar 20	PITT-2	*of	3	1	2	0	0	0	0	2	0	0	0	0	0	0	0	0	0	0	300	
Mar 21	PITT	*of	3	1	0	0	0	0	0	0	0	0	0	0	0	0	0	0	1	0	273	
Mar 24	VIRGINIA	*of	3	2	2	0	0	0	0	1	0	0	0	0	0	0	0	1	0	0	306	
Mar 26	at Louisville-1	*of	2	1	2	0	0	0	0	1	0	0	0	0	0	0	0	0	0	0	342	
Mar 27	at Louisville-1	*of	3	0	0	0	0	0	0	0	0	0	0	0	0	0	0	0	0	0	317	
Mar 27	at Louisville-2	*of	3	1	0	0	0	0	0	0	0	0	0	0	0	0	0	0	0	0	319	
Mar 28	at Louisville	*of	3	0	1	2	1	0	0	0	0	1	0	0	0	0	0	0	0	0	340	
Mar 30	at Virginia	*of	3	1	1	1	1	0	0	1	0	1	0	0	0	0	0	0	0	0	340	
Apr 2	at Duke	*of	2	0	0	1	0	0	0	0	0	0	0	0	0	0	0	2	0	0	327	
Apr 3	at Duke-1	*of	3	1	0	0	0	0	0	0	0	0	0	0	0	0	0	0	1	0	309	
Apr 3	at Duke-2	of	2	1	2	2	0	0	1	0	0	0	0	0	0	0	0	4	0	0	333	
Apr 04	at Duke	*of	3	0	1	0	0	0	0	0	0	0	0	0	0	0	0	0	1	0	333	
Apr 07	LONGWOOD-1	*of	3	0	0	0	0	0	0	0	0	0	0	0	0	0	0	0	0	0	317	
Apr 07	LONGWOOD-2	*of	3	0	0	0	0	0	0	0	0	0	0	0	0	0	0	0	0	0	303	
Apr 16	GEORGIA TECH	*of	3	0	1	2	1	0	0	0	0	0	0	0	0	0	0	2	1	0	304	
Apr 17	GEORGIA TECH-1	*of	3	0	0	0	0	0	0	0	0	0	0	0	0	0	0	1	0	0	292	
Apr 17	GEORGIA TECH-2	*of	2	2	0	0	0	0	0	1	0	1	0	0	0	0	0	0	0	0	284	
Apr 18	GEORGIA TECH	*of	1	0	0	0	0	0	0	0	0	0	0	0	0	0	0	0	0	0	280	
Apr 23	NOTRE DAME-1	*of/pr	1	0	0	0	0	0	0	1	0	0	0	0	0	0	0	1	0	0	276	
Apr 23	NOTRE DAME-2	pr	0	0	0	0	0	0	0	0	0	0	0	0	0	0	0	0	0	0	276	
Apr 24	NOTRE DAME	of	1	0	0	0	0	0	0	0	0	0	0	0	0	0	0	0	0	0	273	
Apr 28	at Liberty	*of	3	1	0	0	0	0	0	1	0	0	0	0	0	0	0	0	0	0	292	
Apr 30	at Syracuse	*of	3	0	0	0	0	0	0	0	0	0	0	0	0	0	0	0	1	0	253	
May 01	at Syracuse-2	pr/of	2	0	0	0	0	0	0	0	0	0	0	0	0	0	0	0	0	0	247	
May 02	at Syracuse	pr/of	2	0	0	1	1	0	0	0	0	0	0	0	0	0	0	0	0	0	253	
Totals			29gs	87	20	22	13	4	0	2	8	14	1	5	0	1	1	5	28	2	1	253



## CAMERON FAGAN (Faye-gin)

Freshman | 5-8  
IF | L/R

Dunnellon HS  
Dunnellon, Fla.

Major: Human Nutrition, Foods and Exercise

97

Second-Team All-ACC  
ACC All-Freshman

Schutt Sports/NFCA Division I Freshman of the Year Top 30

### AT THE PLATE

- Has started 20 games at shortstop, five at third base and one as the designated player.
- Has recorded a hit in 23 of 26 games, including 11 multi-hit games.
- Went 6 for 14 at Syracuse with three runs batted in and six runs scored.
- Had a hit in all four games vs. Notre Dame including three hits in Game 2 (4/23).
- Went 7 for 13 in the series vs. Pitt scoring four games and knocking in two while stealing four bases.
- Hit her second home run of the season and contributed to the Hokies' school record eight home runs in Game 4 at NC State (3/14).
- Launched her first career home run in Game 3 vs. No. 13/14 Florida State and had three RBIs in the game (2/21).
- Started all three games at shortstop in the Kennesaw State series, recording a hit in every game.
- Four-year letterwinner.
- Coached by Dennis Jenkins at Dunnellon High School.
- Played travel ball for Gainesville Gold.
- All-state and all-region selections.
- Led the state of Florida (FHSAA) 6A in batting average and runs scored, while being second in steals.
- A 2019 All-USA preseason team selection.
- Chose the Hokies over Missouri and Liberty.
- Father, Kevin, played college football at Miami (Fla.) and would go on to become a fourth-round pick by the 49ers, with winning two Super Bowls and being named all-pro.
- Her three sisters all went on to play Power Five softball.
- Kasey was the national Gatorade player of the year and two-time Florida Gatorade player of the year.
- Kasey played college softball at Arkansas.
- Sami, who currently works on Virginia Tech's softball staff, was also the Florida Gatorade player of the year.
- Sami played at Missouri, becoming an All-American, and would go on to play professionally in the U.S. (NPF Rookie of the Year) and in Japan.
- Haley played college softball at Arkansas, leading the Razorbacks to two Women's College World Series appearances.
- Her brother Cole played college football at Air Force and led the team in rushing in 2018.

### SEASON/CAREER HIGHS

Hits 4 at Syracuse (4/30/21)  
 Runs 2, 5x, last at Syracuse (5/2/21)  
 RBIs 3 vs. No. 13/14 Florida State (2/21/21)  
 HRs 1, 3x, last at Syracuse (5/2/21)  
 Walks 1, 6x, last at Syracuse [1] (5/1/21)  
 Stolen Bases 2, 2x, last vs. Pitt [2] (3/20/21)  
 Hitting Streak 14 games (3/13/21 - 5/1/21)

### GAME-BY-GAME STATS

Date	Opponent	Pos	AB	R	H	RBI	2B	3B	HR	BB	SB	CS	HBP	SAC	SF	GDP	K	PO	A	E	Av		
Feb 13	at Kennesaw State-1	*ss	4	1	1	0	0	0	0	1	1	0	0	0	0	0	0	1	0	0	250		
Feb 13	at Kennesaw State-2	*ss	3	2	2	1	0	0	0	1	0	0	0	0	0	0	0	0	0	0	429		
Feb 14	at Kennesaw State	*ss	4	0	2	1	0	0	0	1	0	0	0	0	0	0	0	0	0	3	1	455	
Feb 18	at Clemson	*ss	4	0	1	0	0	0	0	0	0	1	0	0	0	0	0	0	1	0	0	400	
Feb 19	at Clemson-1	*ss	2	1	1	0	0	0	0	1	1	0	0	0	0	0	0	0	0	5	0	412	
Feb 19	at Clemson-2	*ss	4	1	2	0	0	0	0	0	0	0	0	0	0	0	0	0	0	2	1	429	
Feb 20	vs Florida State-1	*ss	3	0	0	0	0	0	0	0	0	0	0	0	0	0	0	0	1	2	0	375	
Feb 20	vs Florida State-2	*ss	4	0	1	0	1	0	0	0	0	0	0	0	0	0	0	0	0	0	0	357	
Feb 21	vs Florida State	*ss	3	1	2	3	0	0	1	0	0	0	0	0	0	0	0	0	2	0	0	387	
Mar 12	at NC State-1	*ss	4	1	0	0	0	0	0	0	0	0	0	0	0	0	0	0	0	0	0	343	
Mar 13	at NC State-1	*ss	3	0	2	0	0	0	0	0	0	0	0	0	0	0	0	0	0	2	0	388	
Mar 13	at NC State-2	*ss	2	1	1	0	0	0	0	1	0	0	0	0	0	0	0	0	0	0	2	375	
Mar 14	at NC State	*ss	4	1	1	1	0	0	0	1	0	0	0	0	0	0	0	0	1	1	0	364	
Mar 19	PITT	*ss	3	2	2	1	0	0	0	0	0	0	0	0	0	0	0	0	0	0	0	389	
Mar 20	PITT-1	*ss	3	1	2	1	0	0	0	0	0	0	0	0	0	0	0	0	1	3	4	400	
Mar 20	PITT-2	*ss	4	1	1	0	0	0	0	2	0	0	0	0	0	0	0	0	1	0	1	389	
Mar 21	PITT	*ss	3	0	2	2	0	0	0	0	0	0	0	0	0	0	0	0	0	1	0	404	
Apr 23	NOTRE DAME-1	*ss	4	0	1	0	0	0	0	0	0	0	0	0	0	0	0	0	0	0	0	363	
Apr 23	NOTRE DAME-2	*ss	4	1	3	1	0	0	0	0	0	0	0	0	0	0	0	0	1	2	1	415	
Apr 24	NOTRE DAME	*ss	5	0	2	0	0	0	0	0	0	0	0	0	0	0	0	0	0	1	1	2	414
Apr 25	NOTRE DAME	*dh	3	0	1	1	0	0	0	0	0	0	0	0	0	0	0	0	0	0	0	411	
Apr 28	at Liberty	*3b	3	0	1	0	0	0	0	1	1	0	0	0	0	0	0	0	0	0	0	408	
Apr 30	at Syracuse	*3b	4	2	4	1	0	0	0	1	0	0	0	0	0	0	0	0	0	0	0	438	
May 01	at Syracuse-1	*3b	3	2	2																		



## NCAA STATS

Statistic	Player	National Rank	Conference Rank	Value	National Leader	Value	Conference Leader	Value
Batting Average (149 ranked)	Kelsey Brown	93	7	0.403	Mary Beth Cahalan, Dartmouth	0.636	Abby Sweet, Notre Dame	0.466
Doubles (25 ranked)					Bailey Vannoy, Charlotte	21	Abby Sweet, Notre Dame	16
Doubles Per Game (148 ranked)	Jayme Bailey	125	2	0.27	Mary Beth Cahalan, Dartmouth	1.33	Abby Sweet, Notre Dame	0.37
Earned Run Average (150 ranked)	Keely Rochard	16	1	1.12	Jodie Aguirre, Brown	0.00	Keely Rochard, Virginia Tech	1.12
Hit Batters (23 ranked)					7 players tied	1	Gabby Holloway, Louisville	1
Hit by Pitch per Game (148 ranked)					Haley Morgan, Tulsa	0.59	Gabby Teran, Syracuse	0.45
Hits (146 ranked)	Kelsey Brown	41	4	58	Kayla Kowalik, Kentucky	89	Carmyn Greenwood, Louisville	73
Hits Allowed Per Seven Innings (150 ranked)	Keely Rochard	13	1	3.46	Jodie Aguirre, Brown	2.33	Keely Rochard, Virginia Tech	3.46
Home Runs (206 ranked)	Kelsey Bennett	87	7	11	Jocelyn Alo, Oklahoma	26	Miranda Farricker, NC State	17
Home Runs Per Game (149 ranked)	Kelsey Bennett	114	8	0.25	Jocelyn Alo, Oklahoma	0.59	Miranda Farricker, NC State	0.35
On Base Percentage (150 ranked)					Mary Beth Cahalan, Dartmouth	0.667	Abby Sweet, Notre Dame	0.557
RBIs (29 ranked)					Tiare Jennings, Oklahoma	72		
Runs Batted In Per Game (149 ranked)	Jayme Bailey	93	4	0.91	Jaelynn Chesson, Lehigh	1.67	Marissa Guimbarda, Clemson	1.02
Runs per Game (150 ranked)	Kelsey Brown	73	3	0.93	Kayla Kowalik, Kentucky	1.44	McKenzie Clark, Clemson	0.98
Sacrifice Bunts per game (146 ranked)					Madison Hamilton, Princeton	0.67	Katie Marino, Notre Dame	0.21
Sacrifice Flies (63 ranked)	Jayme Bailey	3	1	6	Sammy Dees, Bowling Green	8	Jayme Bailey, Virginia Tech	6
Saves (33 ranked)					Hope Trautwein, North Texas Emma Nichols, Missouri	7 7	Valerie Cagle, Clemson	5
Shutouts (24 ranked)	Keely Rochard	1	1	13	Georgina Corrick, South Fla. Hailey Dolcini, Fresno St. Keely Rochard, Virginia Tech	13 13 13	Keely Rochard, Virginia Tech	13
Slugging Percentage (300 ranked)	Kelsey Bennett Jayme Bailey Cana Davis	216 264 284	14 17 18	0.627 0.606 0.597	Jocelyn Alo, Oklahoma	1.147	Valerie Cagle, Clemson	0.830
Stolen Bases (91 ranked)	Kelsey Brown	14	2	29	Jenna Wildeman, Central Ark.	55	Sam Russ, NC State	30
Stolen Bases Per Game (150 ranked)	Kelsey Brown	21	1	0.66	Kara Paradowski, Canisius	1.22	Kelsey Brown, Virginia Tech	0.66
Strikeout-to-Walk Ratio (150 ranked)	Ivy Rosenberry Keely Rochard	6 33	1 4	9.00 5.54	Jodie Aguirre, Brown	0.00	Ivy Rosenberry, Virginia Tech	9.00
Strikeouts (148 ranked)	Keely Rochard	1	1	288	Keely Rochard, Virginia Tech	288	Keely Rochard, Virginia Tech	288
Strikeouts Per Seven Innings (150 ranked)	Keely Rochard	16	1	10.4	Hope Trautwein, North Texas	13.3	Keely Rochard, Virginia Tech	10.4
Total Bases (144 ranked)					Tiare Jennings, Oklahoma Sami Williams, Iowa St.	149 149	Valerie Cagle, Clemson	112
Toughest to Strike Out (150 ranked)	Kelsey Brown Emma Ritter Darby Trull	84 90 126	3 4 5	18.0 17.4 15.3	11 players tied	0.0	Emme Martinez, Boston College	23.8
Triples (30 ranked)	Kelsey Brown	30	3	4	Destini England, Campbell Kayla Lissy, Ball St.	9 9	McKenzie Clark, Clemson Deja Davis, Duke	6 6
Triples Per Game (149 ranked)	Kelsey Brown	66	4	0.09	Katie O'Leary, Brown	0.50	McKenzie Clark, Clemson	0.14
Victories (42 ranked)	Keely Rochard	3	1	24	Kassidy Wilbur, SFA	28	Valerie Cagle, Clemson Keely Rochard, Virginia Tech	24 24
Walks Allowed Per Seven Innings (150 ranked)	Ivy Rosenberry Mackenzie Osborne	3 86	1 6	0.46 1.53	Jodie Aguirre, Brown	0.00	Ivy Rosenberry, Virginia Tech	0.46
Walks Per Game (148 ranked)	Mackenzie Lawter	41	4	0.67	Renee Trotman, Detroit Mercy	1.75	Sydney Sherrill, Florida St.	0.81

Statistic	National Rank	Conference Rank	Value	National Leader	Value	Conference Leader	Value
Batting Average (285 ranked)	54	3	0.296	Oklahoma	0.420	Notre Dame	0.308
Double Plays per Game (285 ranked)	62	5	0.36	Hofstra	0.77	Florida St.	0.52
Doubles (284 ranked)	47	2	61	Miami (OH)	97	Duke	75
Doubles per Game (284 ranked)	61	2	1.39	Dartmouth	3.33	Duke	1.53
Earned Run Average (285 ranked)	12	3	1.75	Boston U.	1.07	Clemson	1.56
Fielding Percentage (285 ranked)	70	6	0.967	Princeton Brown	1.000 1.000	Florida St.	0.975
Hit Batters (283 ranked)	97	5	20	Dartmouth	2	Florida St. North Carolina	13 13
Home Runs per game (284 ranked)	32	4	1.18	Oklahoma	2.73	NC State	1.41
On Base Percentage (285 ranked)	89	6	0.365	Oklahoma	0.507	Clemson	0.383
Scoring (285 ranked)	37	1	5.70	Oklahoma	11.32	Virginia Tech	5.70
Shutouts (230 ranked)	8	1	16	Oklahoma	21	Florida St. Virginia Tech	16 16
Slugging Percentage (285 ranked)	31	2	0.499	Oklahoma	0.799	Clemson	0.509
Stolen Bases per Game (285 ranked)	40	5	1.64	Canisius	3.00	Florida St.	2.17
Strikeout-to-Walk Ratio (285 ranked)	5	1	4.96	UCLA	6.31	Virginia Tech	4.96
Triple Plays (1 ranked)				8 teams tied	1	Georgia Tech	1
Triples per Game (279 ranked)	40	3	0.25	Dartmouth	0.67	Duke	0.29
WL Percentage (285 ranked)	39	4	0.727	James Madison	0.969	Clemson	0.889
Walks (29 ranked)				Southern Ill.	212	Florida St.	170



# LAST FOUR BOX SCORES



**@HokiesSoftball**  
**#19 Virginia Tech at Syracuse**  
 May 02, 2021 at Syracuse, N.Y. (Skytop Stadium)



**Virginia Tech 8 (32-12,23-11)**

**Syracuse 1 (19-20,11-17)**

Player	ab	r	h	rbi	bb	so	po	a	lob	Player	ab	r	h	rbi	bb	so	po	a	lob
Kelsey Brown lf	3	1	1	0	0	0	1	0	1	C. Almer 1b	4	0	1	0	0	0	9	1	0
Cameron Fagan 3b	4	2	1	1	0	1	0	0	0	A. Jasso rf	2	0	0	0	0	1	1	0	0
Cana Davis rf	1	0	0	0	1	1	0	0	0	N. Casares ss	3	1	2	0	0	0	1	2	0
Emma Ritter pr/lf	2	0	1	1	0	0	0	0	0	G. Teran 2b	2	0	1	1	0	0	0	2	1
Jayne Bailey 1b	3	1	1	0	0	0	7	0	1	L. Mayfield dp	3	0	1	0	0	0	0	0	0
Kelsey Bennett ss	4	1	2	2	0	0	0	0	1	T. Martin cf	2	0	0	0	2	3	0	0	0
Alexa Milius dp	3	0	1	1	1	0	0	1	G. Torres c	2	0	0	1	0	4	0	1	1	
Maddy Federico pr	0	0	0	0	0	0	0	0	0	R. Clyde 3b	3	0	0	0	2	1	2	4	4
Addy Greene 2b	4	0	0	0	0	3	2	2	2	P. Woods lf	2	0	0	0	0	2	2	0	0
Mackenzie Lawter c	1	1	0	0	3	0	8	3	0	M. Barnes ph	1	0	0	0	0	1	0	0	0
Majja Louko pr	0	0	0	0	0	0	0	0	0	A. Romero p	0	0	0	0	0	0	0	0	0
Darby Trull cf	4	2	1	2	0	0	0	1	1	L. Hendrix p	0	0	0	0	0	0	0	0	0
Keely Rochard p	0	0	0	0	0	0	1	1	0	K. Oliver p	0	0	0	0	0	0	2	0	2
Mackenzie Osborne p	0	0	0	0	0	0	1	0	0	Totals	24	1	5	1	1	8	21	9	6
Ivy Rosenberry p	0	0	0	0	0	0	0	0	0	Totals	29	8	7	4	3	21	7	7	7

**Score by Innings**

	1	2	3	4	5	6	7	R	H	E
Virginia Tech	2	0	0	2	1	2	1	8	8	0
Syracuse	0	0	0	0	1	0	1	5	1	1

E - L. Hendrix(1), LOB - VT 7; Syracuse 6, 2B - E. Ritter(4); J. Bailey(12), 3B - N. Casares(1), HR - C. Fagan(3); D. Trull(1), HBP - C. Davis; J. Bailey; G. Teran, SH - K. Brown(2); A. Jasso(5); T. Martin(4), SB - K. Brown(29); M. Federico(3); M. Lawter(1).

Virginia Tech	ip	h	r	er	bb	so	ab	bf	np	Syracuse	ip	h	r	er	bb	so	ab	bf	np
Keely Rochard	5.0	3	0	0	1	5	16	20	57	A. Romero	4.0	4	5	2	3	16	20	73	
Mackenzie Osborne	1.0	2	1	1	0	1	5	16	16	L. Hendrix	2.0	2	2	2	0	8	11	36	
Ivy Rosenberry	1.0	0	0	0	2	3	3	14	14	K. Oliver	1.0	2	1	1	0	0	5	14	

Win - K. Rochard (24-7), Loss - A. Romero (7-8), Save - None.  
 WP - A. Romero(10); L. Hendrix(8); K. Oliver(6), HBP - by A. Romero (J. Bailey); by A. Romero (C. Davis); by K. Rochard (G. Teran). Pitches/strikes: K. Rochard 57/39; M. Osborne 16/10; Rosenberry 14/9; A. Romero 73/40; L. Hendrix 36/21; K. Oliver 14/10.

Umpires - HP: Bill Gomoluch 1B: Gil Zayas 3B: Laura Nesteriak  
 Start: 12:02 pm Time: 1:50 Attendance: 12  
 Weather: Rainy, mostly cloudy  
 A. Romero faced 1 batter in the 5th.



**@HokiesSoftball**  
**#19 Virginia Tech at Syracuse (Game 2)**  
 May 01, 2021 at Syracuse, NY (Skytop Stadium)



**Virginia Tech 3 (31-12,22-11)**

**Syracuse 0 (19-19,11-16)**

Player	ab	r	h	rbi	bb	so	po	a	lob	Player	ab	r	h	rbi	bb	so	po	a	lob
Kelsey Brown lf	4	0	0	0	0	2	0	0	0	C. Almer 1b	3	0	0	0	0	8	0	0	0
Cameron Fagan 3b	3	0	0	0	1	0	2	1	0	A. Jasso rf	3	0	1	0	0	0	0	0	0
Cana Davis rf	1	0	1	0	0	0	0	0	0	N. Casares ss	2	0	1	0	1	1	0	4	0
Emma Ritter pr/lf	2	0	0	0	0	1	0	0	0	G. Teran 2b	3	0	0	0	1	1	1	3	3
Jayne Bailey 1b	3	1	1	0	1	6	0	1	1	L. Mayfield dp	3	0	0	0	1	0	0	0	0
Kelsey Bennett ss	3	1	2	1	0	1	2	0	0	T. Martin cf	2	0	0	0	2	5	0	0	0
Maddy Federico pr	0	1	0	0	0	0	0	0	0	O. Pess ph	1	0	0	0	1	0	0	0	0
Alexa Milius dp	3	0	2	1	0	0	0	0	0	G. Torres c	2	0	1	0	0	4	1	0	0
Addy Greene 2b	2	0	0	0	1	2	1	1	1	R. Gallegos pr	0	0	0	0	0	0	0	0	0
Grace Chavez ph	1	0	0	0	0	0	0	1	1	R. Clyde 3b	3	0	0	0	0	2	0	2	2
Mackenzie Lawter c	3	0	0	0	2	8	1	0	0	P. Woods lf	1	0	0	0	1	1	0	0	0
Darby Trull cf	2	0	0	0	1	0	1	0	0	M. Fidler ph	1	0	0	0	1	0	0	0	0
Keely Rochard p	0	0	0	0	0	0	1	0	0	A. Romero p	0	0	0	0	0	0	0	0	0
Totals	27	3	6	3	1	5	21	7	4	Totals	24	0	3	0	1	8	21	6	5

**Score by Innings**

	1	2	3	4	5	6	7	R	H	E
Virginia Tech	0	0	0	2	0	1	0	3	6	2
Syracuse	0	0	0	0	0	0	0	0	3	0

E - K. Brown; M. Lawter(4), LOB - VT 4; Syracuse 5, 2B - C. Davis(5), HR - J. Bailey(7); K. Bennett(11), HBP - G. Torres, SB - M. Federico(2); D. Trull(6), CS - N. Casares(3).

Virginia Tech	ip	h	r	er	bb	so	ab	bf	np	Syracuse	ip	h	r	er	bb	so	ab	bf	np
Keely Rochard	7.0	3	0	0	1	8	24	26	103	A. Romero	7.0	6	3	3	1	5	27	28	98

Win - K. Rochard (22-7), Loss - A. Romero (7-7), Save - None.  
 HBP - by K. Rochard (G. Torres). Pitches/strikes: K. Rochard 103/67; A. Romero 98/67.

Umpires - HP: Laura  
 Start: 3:05 pm Time: 1:55 Attendance: 12



**@HokiesSoftball**  
**#19 Virginia Tech at Syracuse (Game 1)**  
 May 01, 2021 at Syracuse, NY (Skytop Stadium)



**Virginia Tech 11 (30-12,21-11)**

**Syracuse 1 (19-18,11-15)**

Player	ab	r	h	rbi	bb	so	po	a	lob	Player	ab	r	h	rbi	bb	so	po	a	lob
Kelsey Brown lf	3	1	1	0	1	0	1	0	0	C. Almer 1b	2	1	1	0	0	1	8	0	0
Cameron Fagan 3b	3	2	1	1	1	0	0	1	0	A. Jasso rf	2	0	0	0	1	0	0	0	0
Cana Davis rf	3	1	3	0	0	0	0	1	1	N. Casares ss	2	0	1	0	0	1	1	3	0
Jayne Bailey 1b	1	2	1	0	1	0	2	0	0	G. Teran 2b	1	0	0	1	0	1	1	3	0
Kelsey Bennett ss	3	1	2	0	0	0	0	1	1	L. Mayfield dp	2	0	0	0	1	0	0	1	1
Majja Louko pr	0	1	0	0	0	0	0	0	0	T. Martin cf	2	0	0	0	1	2	0	0	0
Alexa Milius dp/c	3	1	1	3	0	0	3	0	0	M. Barnes c	0	0	0	0	0	0	0	0	0
Addy Greene 2b	2	0	1	1	0	1	0	0	0	G. Torres c	2	0	0	0	0	2	0	0	0
Morgan Overaltis ph/2b	1	0	0	0	1	0	1	0	0	R. Clyde 3b	2	0	0	0	2	1	0	0	0
Mackenzie Lawter c/dp	2	1	1	0	0	6	0	1	0	P. Woods lf	1	0	0	0	1	0	0	0	0
Meredith Slaw dp	1	0	0	0	0	0	0	0	0	K. Oliver p	0	0	0	0	0	0	0	0	0
Darby Trull cf	2	1	1	0	0	2	0	0	0	J. Gustave p	0	0	0	0	0	0	0	0	0
Kayleigh Addington ph	1	0	0	0	0	0	0	0	0	M. Heam p	0	0	0	0	0	0	0	0	0
Keely Rochard p	0	0	0	0	0	0	1	0	0	Totals	16	1	2	1	0	9	15	6	1
Mackenzie Osborne p	0	0	0	0	0	0	0	0	0	Totals	25	11	9	10	3	2	15	2	3

**Score by Innings**

	1	2	3	4	5	6	7	R	H	E
Virginia Tech	4	0	7	0	0	11	9	0	0	0
Syracuse	0	0	0	1	0	1	2	0	0	0

LOB - VT 3; Syracuse 1, 2B - A. Greene(9); M. Lawter(4), HR - C. Davis(6); A. Milius(5), HBP - J. Bailey, SF - G. Teran(1), SB - K. Brown(28); C. Fagan(9).

Virginia Tech	ip	h	r	er	bb	so	ab	bf	np	Syracuse	ip	h	r	er	bb	so	ab	bf	np
Keely Rochard	3.0	1	1	1	0	8	10	10	38	K. Oliver	0.1	0	4	4	3	0	2	5	21
Mackenzie Osborne	2.0	1	0	0	0	1	6	7	26	J. Gustave	2.0	7	5	5	0	1	13	14	44
										M. Heam	2.2	2	2	2	0	1	10	11	30

Win - K. Rochard (22-7), Loss - K. Oliver (7-9), Save - None.  
 WP - K. Oliver (2/5); J. Gustave(5), HBP - by M. Heam (J. Bailey). Pitches/strikes: K. Rochard 38/31; M. Osborne 26/19; K. Oliver 21/4; J. Gustave 44/23; M. Heam 30/20.

Umpires - HP: Gil Zayas 1B: Laura Nesteriak 3B: Bill Gomoluch  
 Start: 1:02 pm Time: 2:35 pm Attendance: 12  
 Weather: Sunny, 40s, clear skies  
 K. Rochard faced 1 batter in the 4th.



**@HokiesSoftball**  
**Virginia Tech at Syracuse**  
 Apr 30, 2021 at Syracuse, N.Y. (Skytop Stadium)



**Virginia Tech 8 (30-12,21-11)**

**Syracuse 0 (19-17,11-14)**

Player	ab	r	h	rbi	bb	so	po	a	lob	Player	ab	r	h	rbi	bb	so	po	a	lob
Kelsey Brown lf	5	1	1	1	0	0	0	0	0	C. Almer 1b	3	0	0	0	0	3	6	1	1
Cameron Fagan 3b	4	2	4	1	1	0	0	0	0	A. Jasso rf	3	0	0	0	1	3	2	0	0
Grace Chavez dp	4	0	1	1	0	0	0	0	0	N. Casares ss	3	0	0	0	3	1	2	0	0
Majja Louko pr	0	1	0	0	0	0	0	0	0	G. Teran 2b	3	0	0	0	2	3	3	0	0
Maddy Federico pr	0	1	0	0	0	0	0	0	0	L. Mayfield dp	2	0	0	0	2	0	0	0	0
Morgan Overaltis ph	1	0	1	0	0	0	0	0	0	T. Martin cf	2	0	0	0	2	2	0	0	0
Jayne Bailey 1b	3	0	1	2	0	0	2	0	0	G. Torres c	2	0	0	0	1	4	1	0	0
Emma Ritter rf	3	0	1	0	1	0	2	0	0										

## SEASON STATS



@HokiesSoftball  
Overall Statistics for Virginia Tech (as of May 02, 2021)  
(All games Sorted by Batting avg)



Record: 32-12 Home: 11-6 Away: 19-5 Neutral: 2-1 Conference: 23-11

Player	avg	gp-gs	ab	r	h	2b	3b	hr	rbi	tb	slg%	bb	hp	so	gdp	ob%	sf	sh	sb-att	po	a	e	fld%
97 Cameron Fagan	.411	26-26	90	20	37	1	0	3	16	47	.522	6	0	8	0	.448	0	1	9-12	22	28	4	.926
21 Kelsey Brown	.403	44-42	144	41	58	3	4	0	17	69	.479	6	1	8	0	.428	1	2	29-29	52	2	1	.982
2 Jayme Bailey	.321	44-44	137	28	44	12	3	7	40	83	.606	7	5	14	0	.361	6	0	2-2	177	4	2	.989
26 Addy Greene	.303	38-36	89	15	27	9	1	3	18	47	.528	8	1	18	0	.367	0	1	3-4	37	52	10	.899
12 Alexa Milius	.301	36-26	73	14	22	3	0	5	16	40	.548	10	1	10	2	.388	1	1	2-2	103	24	4	.969
11 Cana Davis	.299	33-23	77	8	23	5	0	6	16	46	.597	5	2	14	1	.357	0	0	0-0	2	0	0	1.000
8 Kelsey Bennett	.286	44-44	126	21	36	6	2	11	36	79	.627	13	3	15	0	.361	2	0	0-0	36	54	5	.947
24 Morgan Overaitis	.274	28-19	62	13	17	4	0	3	7	30	.484	3	1	8	0	.309	2	0	0-0	21	15	2	.947
90 Emma Ritter	.253	40-29	87	20	22	4	0	2	13	32	.368	8	5	5	1	.347	1	0	14-15	28	2	1	.968
31 Kayleigh Addington	.250	5-0	4	1	1	0	0	1	2	4	1.000	1	0	1	0	.400	0	0	0-0	5	0	0	1.000
4 Darby Trull	.243	43-42	107	17	26	6	1	1	17	37	.346	11	0	7	0	.308	2	2	6-6	39	5	2	.957
18 Mackenzie Lawter	.232	36-34	69	22	16	4	0	3	10	29	.420	24	3	11	0	.448	0	1	1-1	263	14	4	.986
28 Grace Chavez	.190	31-20	63	6	12	3	0	6	18	33	.524	4	0	15	2	.229	3	1	0-0	0	0	0	.000
16 Meredith Slaw	.176	17-10	34	2	6	1	0	1	10	10	.294	4	1	4	0	.282	0	0	0-0	66	1	0	1.000
19 Maddie Rountree	.083	12-1	12	0	1	0	0	0	0	1	.083	2	1	3	0	.267	0	0	0-0	0	0	0	.000
20 Maddy Federico	.000	21-0	1	10	0	0	0	0	0	0	.000	1	0	1	0	.500	0	0	3-5	2	0	0	1.000
22 Maija Louko	.000	21-0	1	7	0	0	0	0	0	0	.000	1	0	0	0	.500	0	0	2-2	0	0	0	.000
-----																							
15 Emma Yates	.000	2-0	0	0	0	0	0	0	0	0	.000	0	0	0	0	.000	0	0	0-0	0	0	0	.000
27 Rebecca Ludwig	.000	10-0	0	6	0	0	0	0	0	0	.000	0	0	0	0	.000	0	0	1-1	0	0	0	.000
Totals	.296	44	1176	251	348	61	11	52	236	587	.499	114	24	142	6	.365	18	9	72-79	863	243	38	.967
Opponents	.186	44	1035	94	192	26	3	22	85	290	.280	68	20	337	9	.247	9	9	32-40	839	307	47	.961

LOB - Team (251), Opp (185). DPs turned - Team (16), Opp (11). CI - Team (1), M. Lawter 1.

### (All games Sorted by Earned run avg)

Player	era	w-l	app	gs	cq	sho	sv	ip	h	r	er	bb	so	2b	3b	hr	b/avg	wp	hp	bk	sfa	sha
17 Molly Jacobson	0.00	0-0	1	0	0	0/0	0	1.0	0	0	0	0	0	0	0	0	.000	0	0	0	0	0
3 Keely Rochard	1.12	24-7	33	30	25	13/1	0	194.0	96	44	31	52	288	10	1	13	.144	8	16	0	4	7
10 Mackenzie Osborne	2.76	2-1	15	5	1	0/1	0	45.2	43	21	18	10	22	6	1	7	.247	1	2	0	3	2
34 Ivy Rosenberry	3.20	6-4	11	9	4	2/0	0	46.0	52	27	21	3	27	9	1	2	.275	0	2	0	2	0
33 Kaylee Hewitt	14.00	0-0	1	0	0	0/0	0	1.0	1	2	2	3	0	1	0	0	.250	0	0	0	0	0
Totals	1.75	32-12	44	44	30	16/1	0	287.2	192	94	72	68	337	26	3	22	.186	9	20	0	9	9
Opponents	5.23	12-32	44	44	15	1/0	2	279.2	348	251	209	114	142	61	11	52	.296	25	24	0	18	9

PB - Team (4), M. Lawter 2, A. Milius 2, Opp (6). SBA/ATT - K. Rochard (24-29), M. Lawter (21-27), A. Milius (9-11), M. Osborne (3-5), Rosenberry (4-5), K. Addington (2-2), K. Hewitt (1-1).

Player	c	po	a	e	fld%	dp	sba	csb	sba%	pb	ci
16 Meredith Slaw	67	66	1	0	1.000	5	0	0	---	0	0
3 Keely Rochard	27	10	17	0	1.000	1	24	5	.828	0	0
10 Mackenzie Osborne	12	0	12	0	1.000	0	3	2	.600	0	0
31 Kayleigh Addington	5	5	0	0	1.000	1	2	0	1.000	0	0
20 Maddy Federico	2	2	0	0	1.000	0	0	0	---	0	0
11 Cana Davis	2	2	0	0	1.000	0	0	0	---	0	0
2 Jayme Bailey	183	177	4	2	.989	11	0	0	---	0	0
18 Mackenzie Lawter	281	263	14	4	.986	2	21	6	.778	2	1
21 Kelsey Brown	55	52	2	1	.982	0	0	0	---	0	0
12 Alexa Milius	131	103	24	4	.969	0	9	2	.818	2	0
90 Emma Ritter	31	28	2	1	.968	0	0	0	---	0	0
4 Darby Trull	46	39	5	2	.957	0	0	0	---	0	0
8 Kelsey Bennett	95	36	54	5	.947	7	0	0	---	0	0
24 Morgan Overaitis	38	21	15	2	.947	2	0	0	---	0	0
97 Cameron Fagan	54	22	28	4	.926	3	0	0	---	0	0
26 Addy Greene	99	37	52	10	.899	7	0	0	---	0	0
34 Ivy Rosenberry	16	0	13	3	.813	0	4	1	.800	0	0
19 Maddie Rountree	0	0	0	0	.000	0	0	0	---	0	0
33 Kaylee Hewitt	0	0	0	0	.000	0	1	0	1.000	0	0
15 Emma Yates	0	0	0	0	.000	0	0	0	---	0	0
27 Rebecca Ludwig	0	0	0	0	.000	0	0	0	---	0	0
28 Grace Chavez	0	0	0	0	.000	0	0	0	---	0	0
17 Molly Jacobson	0	0	0	0	.000	0	0	0	---	0	0
22 Maija Louko	0	0	0	0	.000	0	0	0	---	0	0
Totals	1144	863	243	38	.967	16	32	8	.800	4	1
Opponents	1193	839	307	47	.961	11	72	7	.911	6	0



## CONFERENCE STATS



@HokiesSoftball

Conference statistics for Virginia Tech (as of May 02, 2021)

**(Conference games only Sorted by Batting avg)**



Record: 23-11 Home: 6-6 Away: 15-4 Neutral: 2-1 Conference: 23-11

Player	avg	gp-gs	ab	r	h	2b	3b	hr	rbi	tb	slg%	bb	hp	so	gdp	ob%	sf	sh	sb-att	po	a	e	fld%		
97 Cameron Fagan	.408	22-22	76	17	31	1	0	3	14	41	.539	4	0	8	0	.438	0	1	6-8	16	22	4	.905		
21 Kelsey Brown	.381	34-33	113	34	43	0	4	0	9	51	.451	6	1	7	0	.413	1	2	25-25	41	1	1	.977		
11 Cana Davis	.321	25-18	56	7	18	3	0	5	14	36	.643	5	2	10	1	.397	0	0	0-0	1	0	0	1.000		
2 Jayme Bailey	.317	34-34	104	21	33	11	0	5	26	59	.567	4	4	12	0	.347	6	0	1-1	144	2	1	.993		
24 Morgan Overaitis	.292	21-14	48	8	14	4	0	1	4	21	.438	2	1	8	0	.327	1	0	0-0	12	10	0	1.000		
26 Addy Greene	.288	29-27	66	11	19	7	1	2	13	34	.515	5	0	12	0	.338	0	1	3-4	25	41	7	.904		
8 Kelsey Bennett	.277	34-34	94	16	26	3	1	9	28	58	.617	11	3	11	0	.364	2	0	0-0	32	36	3	.958		
12 Alexa Milius	.271	28-20	59	6	16	2	0	2	13	24	.407	8	0	10	1	.353	1	0	1-1	83	16	2	.980		
4 Darby Trull	.271	34-34	85	13	23	4	1	1	15	32	.376	9	0	3	0	.333	2	2	4-4	30	4	1	.971		
90 Emma Ritter	.250	31-20	60	12	15	2	0	1	9	20	.333	6	2	5	0	.333	1	0	10-11	20	2	1	.957		
18 Mackenzie Lawter	.224	29-27	58	14	13	3	0	2	6	22	.379	15	2	11	0	.400	0	1	1-1	205	13	4	.982		
16 Meredith Slaw	.192	14-7	26	1	5	1	0	1	9	9	.346	0	1	4	0	.222	0	0	0-0	44	1	0	1.000		
28 Grace Chavez	.174	24-16	46	4	8	1	0	4	12	21	.457	4	0	14	1	.231	2	1	0-0	0	0	0	.000		
19 Maddie Rountree	.125	7-0	8	0	1	0	0	0	0	1	.125	0	0	2	0	.125	0	0	0-0	0	0	0	.000		
31 Kayleigh Addington	.000	3-0	2	0	0	0	0	0	0	0	.000	0	0	1	0	.000	0	0	0-0	3	0	0	1.000		
-----																									
20 Maddy Federico	.000	18-0	0	8	0	0	0	0	0	0	.000	0	0	0	0	.000	0	0	3-5	0	0	0	.000		
15 Emma Yates	.000	1-0	0	0	0	0	0	0	0	0	.000	0	0	0	0	.000	0	0	0-0	0	0	0	.000		
27 Rebecca Ludowig	.000	8-0	0	5	0	0	0	0	0	0	.000	0	0	0	0	.000	0	0	0-0	0	0	0	.000		
22 Maija Louko	.000	17-0	0	6	0	0	0	0	0	0	.000	0	0	0	0	.000	0	0	2-2	0	0	0	.000		
Totals	.294	34	901	183	265	42	7	36	172	429	.476	79	16	118	3	.356	16	8	56-62	662	183	26	.970		
Opponents	.194	34	793	80	154	21	3	17	72	232	.293	55	16	264	6	.258	8	9	25-31	648	236	34	.963		

LOB - Team (189), Opp (140). DPs turned - Team (11), Opp (8). CI - Team (1), M. Lawter 1.

### (Conference games only Sorted by Earned run avg)

Player	era	w-l	app	gs	cg	sho	sv	ip	h	r	er	bb	so	2b	3b	hr	b/avg	wp	hp	bks	sfa	sha
3 Keely Rochard	1.15	19-6	27	24	20	9/1	0	152.0	76	38	25	44	229	8	1	11	.147	7	14	0	4	7
10 Mackenzie Osborne	2.86	1-1	12	4	0	0/1	0	36.2	36	16	15	6	16	5	1	5	.259	1	1	0	2	2
34 Ivy Rosenberry	4.06	3-4	8	6	2	1/0	0	31.0	41	24	18	2	19	7	1	1	.311	0	1	0	2	0
33 Kaylee Hewitt	14.00	0-0	1	0	0	0/0	0	1.0	1	2	2	3	0	1	0	0	.250	0	0	0	0	0
Totals	1.90	23-11	34	34	22	11/1	0	220.2	154	80	60	55	264	21	3	17	.194	8	16	0	8	9
Opponents	4.80	11-23	34	34	14	1/0	2	216.0	265	183	148	79	118	42	7	36	.294	18	16	0	16	8

PB - Team (3), A. Milius 2, M. Lawter 1, Opp (5). SBA/ATT - K. Rochard (20-23), M. Lawter (17-22), A. Milius (8-9), Rosenberry (3-4), M. Osborne (1-3), K. Hewitt (1-1).

Player	c	po	a	e	fld%	dp	sba	csb	sba%	pb	ci
16 Meredith Slaw	45	44	1	0	1.000	5	0	0	---	0	0
24 Morgan Overaitis	22	12	10	0	1.000	0	0	0	---	0	0
3 Keely Rochard	22	6	16	0	1.000	1	20	3	.870	0	0
10 Mackenzie Osborne	11	0	11	0	1.000	0	1	2	.333	0	0
31 Kayleigh Addington	3	3	0	0	1.000	0	0	0	---	0	0
11 Cana Davis	1	1	0	0	1.000	0	0	0	---	0	0
2 Jayme Bailey	147	144	2	1	.993	6	0	0	---	0	0
18 Mackenzie Lawter	222	205	13	4	.982	1	17	5	.773	1	1
12 Alexa Milius	101	83	16	2	.980	0	8	1	.889	2	0
21 Kelsey Brown	43	41	1	1	.977	0	0	0	---	0	0
4 Darby Trull	35	30	4	1	.971	0	0	0	---	0	0
8 Kelsey Bennett	71	32	36	3	.958	4	0	0	---	0	0
90 Emma Ritter	23	20	2	1	.957	0	0	0	---	0	0
97 Cameron Fagan	42	16	22	4	.905	3	0	0	---	0	0
26 Addy Greene	73	25	41	7	.904	6	0	0	---	0	0
34 Ivy Rosenberry	10	0	8	2	.800	0	3	1	.750	0	0
27 Rebecca Ludowig	0	0	0	0	.000	0	0	0	---	0	0
28 Grace Chavez	0	0	0	0	.000	0	0	0	---	0	0
15 Emma Yates	0	0	0	0	.000	0	0	0	---	0	0
22 Maija Louko	0	0	0	0	.000	0	0	0	---	0	0
20 Maddy Federico	0	0	0	0	.000	0	0	0	---	0	0
33 Kaylee Hewitt	0	0	0	0	.000	0	1	0	1.000	0	0
19 Maddie Rountree	0	0	0	0	.000	0	0	0	---	0	0
Totals	871	662	183	26	.970	11	25	6	.806	3	1
Opponents	918	648	236	34	.963	8	56	6	.903	5	0







**2**  
Jayme BAILEY  
U | 5-5 | So.  
Scott Depot, W.Va.  
JAY-me




**3**  
Keely ROCHARD  
P | 5-8 | Jr.  
Williamsburg, Va.  
KEY-lee row-SHARD



**4**  
Darby TRULL  
OF | 5-3 | Jr.  
Fort Mill, S.C.



**5**  
Jenna PEARSON  
U | 5-8 | Fr.  
North Stafford, Va.



**7**  
Keara NAPOLI  
P | 5-6 | Jr.  
Alpharetta, Ga.  
KEER-uh



**8**  
Kelsey BENNETT  
IF | 5-5 | So.  
Jefferson, Ga.



**10**  
Mackenzie OSBORNE  
P | 5-9 | Fr.  
Richlands, Va.



**11**  
Cana DAVIS  
OF | 5-9 | Jr.  
Harrisonburg, Va.  
KAY-nuh



**12**  
Alexa MILIUS  
C | 5-2 | So.  
Thomaston, Conn.  
MILL-ee-us



**15**  
Emma YATES  
C | 5-6 | Fr.  
Fairfax Station, Va.



**16**  
Meredith SLAW  
IF | 5-11 | So.  
Warsaw, Va.



**17**  
Molly JACOBSON  
P | 6-0 | Fr.  
Waukee, Iowa



**18**  
Mackenzie LAWTER  
C | 5-5 | Jr.  
South Boston, Va.



**19**  
Maddie ROUNTREE  
IF | 5-11 | Fr.  
Smithfield, Va.



**20**  
Maddy FEDERICO  
OF | 5-6 | Fr.  
Midlothian, Va.



**21**  
Kelsey BROWN  
OF | 5-6 | So.  
Haymarket, Va.



**22**  
Maija LOUKO  
IF | 5-7 | Fr.  
Reston, Va.  
MAI-ah LOO-koh



**24**  
Morgan OVERAITIS  
IF | 5-4 | So.  
Canton, Mich.  
OH-ver-EYE-tis



**26**  
Addy GREENE  
IF | 5-9 | Fr.  
Suffolk, Va.



**27**  
Rebecca LUDOWIG  
IF | 5-10 | Fr.  
Ashburn, Va.  
LUD-oh-wig



**28**  
Grace CHAVEZ  
C | 5-9 | So.  
Las Vegas, Nev.  
SHAW-vez



**31**  
Kayleigh ADDINGTON  
C | 5-7 | Jr.  
Lexington, Va.



**33**  
Kaylee HEWITT  
P | 6-2 | Fr.  
Murfreesboro, Tenn.



**34**  
Ivy ROSENBERY  
P | 5-6 | Fr.  
Winchester, Va.



**90**  
Emma RITTER  
OF | 5-9 | Fr.  
Perryville, Md.



**97**  
Cameron FAGAN  
IF | 5-8 | Fr.  
Dunnellon, Fla.  
Faye-gin



Pete D'AMOUR  
Head Coach  
Third Season  
Duh-More



Doug GILLIS  
Assistant Coach  
Third Season



Mike LEWIS  
Assistant Coach  
First Season



Andrew STOVER  
Volunteer Assistant  
Second Season

