



VIRGINIA TECH

2020-21 MEN'S SOCCER



EIGHT NCAA APPEARANCES (FOUR CONSECUTIVE, ONE OF 12 TEAMS NATIONALLY) | 2007 COLLEGE CUP | 17 ALL-ACC SELECTIONS | ONE ALL-AMERICAN | NINE MLS DRAFT PICKS | NO. 1 PICK IN MLS SUPERDRAFT 2021 - DANIEL PEREIRA

GAME 13

THE MATCHUP

VIRGINIA TECH HOKIES

5-6-2, 1-4-0 ACC

Head Coach: Mike Brizendine (James Madison, 1999)
Record at Virginia Tech: 86-107-30 (12th Season)
Career Record: 113-131-31 (15th Season)

VS

NOTRE DAME

8-8-0, 1-4-0 ACC

Head Coach: Chad Riley (Notre Dame '04)
Record at Notre Dame: 29-23-4 (3rd Season)
Career Record: 80-49-18 (8th Season)

GAME 14 | VIRGINIA TECH vs. NOTRE DAME - April 9, 2021 | 7 PM | ACCNX | SOUTH BEND, IND. | ALUMNI STADIUM

QUICK COMPARISON

2020-21 Season		2020-21 Season
14	Goals	15
1.17	Goals/Game	1.25
1.67	Goals Allowed/Game	.58
14.6	Shots/Game	9.7
.080	Shot Pct.	.129
.389	SOG Pct.	.362



HOKIESPORTS.COM



UND.COM

STARTING XI - LAST MATCH

VIRGINIA TECH

Pos	#	Name	Note
GK	25	Matt Zambetti	
D	5	Welnilton Da Silva Jr.	
D	19	Nathan Durst	
D	28	Zane Bubbs	
D	24	Kyle McDowell	
D	31	Jakob Bluemler	
MF	6	Cameron Joice	
MF	10	Chris Little	
MF	16	Birkir Eythorsson	
F	15	Kristo Strickler	
F	18	Jacob Labovitz	

5-3-2 Formation



KEY STORYLINES

HISTORY MADE IN THE MLS DRAFT

• Daniel Pereira was drafted No. 1 overall by Austin FC in the MLS SuperDraft 2021. Pereira became the first No. 1 and the third first-round pick in program history. Kristo Strickler was selected No. 30 overall by the Houston Dynamo. Pereira and Strickler join Patrick Nyarko and Ben Nason (2008) as the only Hokies duo selected in the same year of the MLS Draft.

BIG TIM WIN

• The Hokies picked up a win against No. 15 North Carolina in its last outing. Kristo Strickler's 52nd-minute strike lifted Tech to its first ACC win of the spring.

ACC HONORS

• For their performances, Kristo Strickler and Nathan Durst earned weekly All-ACC recognition. Strickler picked up his second

career ACC Offensive Player of the Week award, while Durst picked up his first ACC Defensive Player of the Week award.

SO CLOSE!

• In two games this spring, the Hokies have fallen in double overtime against a top-five opponent at home (3/13 vs. #1 Clemson & 3/27 vs. #5 Pitt).

FINISHING STRONG

• Tech tied (2007) its highest ranking in program history the fall when it finished No. 4 in the country.

SHOOT YOUR SHOT

• Tech has outshot its opponents in nine out of thirteen games this season.

NEW FACES IN THE LINEUP

• Against then-No. 5 Coastal Carolina, Welnilton Da Silva Jr.,

Cameron Joice, Daniel Starr, and Zane Bubbs earned their first career starts for the Hokies. Kristo Strickler's 47-game starting streak was snapped when he missed the fixture.

SNAPPING THE STREAK

• With its win against UVA in November, Tech snapped a 16-game winless streak against the Cavaliers, earning its first victory since 2005.

CAN'T FORGET YOUR FIRST

• The Hokies have had two first-time goalscorers in the spring, juniors Sivert Haugli and Andrew Weber. Haugli buried a penalty vs. Coastal and Weber grabbed a goal against Duke.

HOT LEG LABO

• Jacob Labovitz leads the team in points (13) and goals (6).

2020-21 FIXTURES

RECORD	5-6-2, 4-5-2
HOME	0-3-2
AWAY	5-2-0
NEUTRAL	0-1-0

Date	Opponent	TV	Time/Result
10/10	at Pitt*	ACCNX	L, 2-4
10/14	Virginia*	ACCNX	T, 1-1 (20T)
10/24	Syracuse*	ACCNX	T, 1-1 (20T)
10/30	at Louisville*	ACCNX	W, 2-1 (0T)

11/2	at Notre Dame*	ACCNX	W, 1-0
11/6	at Virginia*	ACCNX	W, 1-0
11/15	vs. Clemson ¹	ACCNX	L, 1-4

2/28	at #5 Coastal Carolina		W, 2-0
------	------------------------	--	--------

3/6	Duke*	ACCNX	L, 2-4
3/13	#1 Clemson*	ACCNX	L, 0-1 (20T)
3/19	at #24 Virginia*		L, 0-2
3/27	#5 Pitt*	ACCNX	L, 1-2 (20T)
4/2	at #15 North Carolina*	ACCNX	W, 1-0
4/9	at Notre Dame*		7 PM

2019 RESULTS (10-6-3, 2-4-2)

Date	Opponent	Result
8/30	at Loyola Marymount	W, 2-1
9/1	at UC Santa Barbara	W, 3-1
9/6	vs. Loyola (Md.) ¹	W, 2-1
9/8	vs. Hofstra ¹	W, 4-3
9/13	#18 North Carolina*	L, 1-3
9/17	Grand Canyon	W, 4-0
9/20	at RV Louisville*	L, 1-2
9/27	Boston College*	T, 2-2 (20T)
10/1	Gardner-Webb	W, 4-0
10/5	at #6 Clemson	T, 0-0 (20T)
10/11	at Pitt	L, 1-3
10/18	Notre Dame	W, 2-1
10/22	Longwood	PPD
10/25	#6 Virginia	L, 0-2
10/29	at Princeton	L, 2-3
11/1	at Duke	W, 2-1
11/6	at Louisville ²	W, 2-0
11/10	at Wake Forest ²	T, 2-2 (20T - Elm, 5-6 PKs)
11/24	#16 New Hampshire ³	W, 4-1
12/1	at #7 Stanford ³	L, 1-2

All Times Eastern

* - ACC Game

1 - JMU Invitational (Harrisonburg, Va.)

2 - ACC Championship

3 - NCAA Championship

THE SERIES

Games Played:

Series: 3-16-1

Series Began: 1973

Home: 2-6-1

Away: 1-10-0

Neutral: 0-0-0

Under Brizendine: 1-10-1

Last Meeting: Sept. 13, 2019 (L, 1-3)



MIKE BRIZENDINE

THE BRIZENDINE FILE

Coaching Exp.: 21th season, 16th at Tech
 Head Coach: 15th season, 12th at Tech
 Record at Tech: 85-105-30
 Overall Record: 112-129-31
 College: James Madison (1999)
 Playing Exp: James Madison (1996-99)

Year	School	Position
2009-present	Virginia Tech	Head Coach
2004-09	Virginia Tech	Assistant Coach
2001-03	Bridgewater	Head Coach

Most NCAA Appearances

*As Head Coach at Virginia Tech

Coach	Apps	Year(s)
Oliver Weiss	4	2003, 2005-07
Mike Brizendine	4	2016-19

Year-By-Year Record

CAREER RECORD

YEAR	SCHOOL	RECORD
2001	Bridgewater	4-11
2002	Bridgewater	11-7
2003	Bridgewater	12-6
2009	Virginia Tech	5-12-2
2010	Virginia Tech	5-13-1
2011	Virginia Tech	4-13-2
2012	Virginia Tech	7-10-3
2013	Virginia Tech	4-8-5
2014	Virginia Tech	7-8-2
2015	Virginia Tech	5-9-3
2016	Virginia Tech	13-5-4
2017	Virginia Tech	10-10
2018	Virginia Tech	11-7-3
2019	Virginia Tech	10-6-3
2020	Virginia Tech	5-6-2
TOTALS:		113-131-30

SCHOOL	RECORD
Bridgewater (3 years)	27-24
Virginia Tech (12 years)	86-107-30
TOTALS (15 years):	113-131-30



Taking over the reins of a program that faced strict recruiting restrictions, head coach Mike Brizendine has rebuilt the men's soccer team and has seen the most success in program history. Brizendine has made it his mission to lead the Virginia Tech program to new heights and make the Hokies into one of the top programs in the Atlantic Coastal Conference.

Professional development has been an important component in the Virginia Tech men's soccer program under Brizendine's watch and that mission came full circle in the MLS SuperDraft 2021. Daniel Pereira was selected No. 1 by Austin FC after two years with the Hokies, while former walk-on Kristo Strickler was selected No. 30 overall by Houston Dynamo.

From 2016-19 the Hokies had the greatest stretch in program history as they made the NCAA Tournament for a program record fourth consecutive time, earned the highest national seeding in program history (10th), won the most ACC games in a four-year time (46) and made six tournament appearances.

In 2019 the Hokies once again made the NCAA Tournament as they claimed the 10th seed and a first-round bye. Tech would face and defeat No. 16 New Hampshire 4-1 in the round of 32 before falling late to Stanford 2-1 in their second-straight Sweet Sixteen appearance.

James Kasak became the seventh Hokie to train under Brizendine and be drafted as he was taken with the sixth pick of the fourth round.

The 2018 campaign was another stellar year for the Hokies as they once again surpassed 10 wins and made their second trip to the round of 16 in the past three seasons.

The 2017 season saw Tech make their second consecutive NCAA appearance season as they defeated Air Force 2-0 in the First Round. On the way to their tournament appearance, the Hokies had historic victories over Creighton, handing the Blue Jays their first home loss on opening night since 1995 and beating No. 1 Notre Dame thanks to two goals from forward Marcelo Acuna.

Following the 2017 season, Ben Lundgaard was taken with the 22nd overall selection by the Columbus Crew Major League Soccer SuperDraft.

The 2016 season was one of the best seasons in recent history and marked a resurgence of the Tech soccer program. The Hokies earned an at-large bid to the NCAA tournament, the program's first in a decade, opening with a 1-0 victory over East Tennessee State. The Hokies then went on to defeat Charlotte and Indiana, advancing to the Elite Eight. The program ended the season ranked eighth nationally.

Brizendine was named the 2016 VaSID Coach of the Year with junior Marcelo Acuna earning third-team All-America honors. Senior Juan Pablo Saavedra joined an elite group of former Hokies when he was drafted by FC Toronto in the 2016 MLS Draft.

Brizendine has coached 22 players that have gone on to play professional soccer, as well as six MLS draftees. After taking over a program facing significant recruiting restrictions and coming off a four-win season, his leadership has returned Virginia Tech to one of the most competitive programs in the nation.

After serving 10 years as a collegiate assistant coach, including five at Virginia Tech, Brizendine finally got his opportunity to lead his own program when former AD Jim Weaver promoted him to the head coach on June 11, 2009.

During the 2015 season, Brizendine's team won five games, including an upset against then-No. 10 Xavier. Sophomore Merlin Baus led the team, tallying 15 points. At the conclusion of the season, Ricardo John signed with the professional team Central F.C. in his native country of Trinidad and Tobago.

In 2014, Brizendine's young squad produced seven wins, including victories over Wake Forest, NC State, SIUE and UNCG. Freshman Ricardo John, who tallied 11 points, was named all-conference and all-region. Underclassmen scored all 19 goals and freshman keeper Ben Lundgaard recorded six shutouts in seeing nearly 75 percent of the minutes in goal.

The 2013 season saw a school-record three players either drafted into the MLS or sign professional contracts following the season. The Hokies also earned eight points in ACC play, the most since 2007, behind five ties and an upset victory over No. 17 Syracuse. Under Brizendine's direction, the Hokie defense only allowed 23 goals all season, the lowest total allowed since 2005, as well as the second first-team All-ACC selection in school history.

Brizendine's 2012 team earned the most wins in a season (seven) for the program since 2007. On Nov. 5, 2012, in College Park, Md., the Hokies scored three unanswered goals to top NC State in the first round of the Atlantic Coast Conference tournament, capturing only the second victory for the team in the tournament since the school joined the conference in 2004.

The 2011 side played five top-25 opponents during the season, and the year was highlighted by a 1-0 double-overtime win over 2011 NCAA champion North Carolina. The victory was the program's first over a No. 1 ranked opponent since 2004.

Under Brizendine's guidance, the Hokies have also had a great deal of success in the classroom. His teams earned the NSCAA Team Academic Award six times (2010-14, 2016-17). The award honors teams with a cumulative grade-point average of 3.0 or higher.

As an assistant under former coach Oliver Weiss, Brizendine played an integral role in helping the Hokies make it to the College Cup for the first time in the program's history. For his contributions, he was recognized as the NSCAA's Atlantic Region Assistant Coach of the Year in 2007.

Brizendine joined the Hokie staff after a successful stint with Bridgewater (Va.) College, a Division III program that participates in the Old Dominion Athletic Conference (ODAC). After assisting both the men's and women's programs at Bridgewater in 2000, he became the head men's coach from 2001 to 2003, guiding the team from non-competitive status to a full-fledged Division III program. Brizendine led Bridgewater to its two best single-season records – 12-6 in 2003 and 11-7 in 2002 – for a 23-13 mark over two seasons and a .639 winning percentage. For this significant turnaround, his peers named him ODAC Coach of the Year in 2003.

TEAM HISTORY

First Season of Men's Soccer	1972
All-Time Record	403-376-88
All-Time ACC Record	32-82-26
ACC Tournament Appearances	14
ACC Tournament Record.....	5-13-2
NCAA Tournament.....	8 (Last in 2019)
NCAA Tournament Record	9-7-2

ACTIVE STARTS STREAK

	<u>2020-21</u>	<u>Streak</u>	<u>Career</u>
Landon Ameres	0	-	0
Nick Blacklock	7	-	22
Jakob Bluemler	11	4	49
Zane Bubb	4	2	4
Da Silva Jr.	6	6	6
Jack Dearie	0	-	-
Kahlil Dover	1	-	2
Nathan Durst	10	2	16
Birkir Eythorsson	3	1	3
Sivert Haugli	12	-	49
Camron Joice	4	2	4
Connor Jordan-Hyde	0	-	-
Hayden Kickbush	0	-	0
Mayola Kinyua	11	-	11
Jacob Labovitz	12	10	24
Camron Lennon	6	-	11
Chris Little	7	1	8
Mason McClendon	0	-	0
Kyle McDowell	11	2	11
Chris Nicola	0	-	0
J.P. Pascarella	0	-	0
Daniel Starr	3	-	3
Kyle Stenzel	3	-	3
Kristo Strickler	10	3	67
Mathijs Swaneveld*	7	-	47
Andrew Weber	1	-	1
Matt Zambetti	6	4	6

- Tech's longest streak is 10 by Jacob Labovitz. Tech is 5-5 in those contests.
- Until the 4/2 match against #15 North Carolina, Sivert Haugli held the longest streak at 27. Tech was 10-12-5 in those contests.
- Strickler leads the team with 67 career starts, Sivert Haugli and Jakob Bluemler are tied for second with 49.

* Not on active roster

**-2019-
10-6-3**

ACC: 2-4-2

HEAD COACH: MIKE BRIZENDINE

Aug 30 @ Loyola Marymount	W, 2-1
Sep 1 @ UC Santa Barbara	W, 3-1
Sep 6 vs. Loyola (Md.) 1	W, 2-1
Sept 8 vs. Hofstra 1	W, 4-3
Sept 13 #18 UNC	L, 1-3
Sept 17 Grand Canyon	W, 4-0
Sept 20 @ RV Louisville	L, 1-2
Sept 27 Boston College	T, 2-2
Oct 1 Gardner Webb	W, 4-0
Oct 5 @ #6 Clemson	T, 0-0
Oct 11 @ Pitt	L, 1-3
Oct 18 Notre Dame	W, 2-1
Oct 25 #6 UVA	L, 0-2
Oct 29 at Princeton	L, 2-3
Nov 1 at Duke	W, 2-1
Nov 6 @ Louisville 2	W, 2-0
Nov 10 @ #7 Wake Forest 3	T, 2-2 (5-6PK)
Nov 24 #16 New Hampshire 4	W, 4-1
Dec 1 @ Stanford 5	L, 1-2

- 1-JMU Invitational
- 2-ACC Tournament in Louisville, KY.
- 3-ACC Tournament in Winston-Salem, N.C..
- 4-NCAA Tournament in Blacksburg, VA
- 5-NCAA Tournament in Stanford, CA.

HOKIE TRENDS

	2019	2020-21
Overall	10-6-3.....	5-6-2
Conference	2-4-2.....	4-5-2
Thompson Field.....	3-2-1.....	0-3-2
On the road	4-3-2.....	5-2-0
Neutral sites.....	3-0-0.....	0-1-0
Overtime games.....	0-0-3.....	1-2-2

Scoring first	7-2-1.....	5-0-1
Opp scores first.....	3-4-1.....	0-6-1

Scoring zero goals.....	0-1-1.....	0-2-0
Scoring one goal	0-4-0.....	3-2-2
Scoring two goals	5-1-2.....	2-2-0
Scoring 3+ goals	5-0-0.....	0-0-0

Keeping a shutout.....	3-0-1.....	4-0-0
Allowing one goal	6-0-0.....	1-1-2
Allowing two goals	0-2-2.....	0-2-0
Allowing 3+ goals	1-3-0.....	0-3-0

Games decided by one goal.....	5-1-0.....	4-2-0
Games decided by two goals.....	2-2-0.....	1-3-0
Games decided by 3+ goals.....	3-0-0.....	0-1-0

Leading at halftime.....	6-1-1.....	2-0-0
Trailing at halftime.....	1-2-1.....	0-4-0
Tied at halftime	3-2-1.....	3-2-2

Day games	4-0-1.....	3-3-0
Night games (5 p.m. or later).....	6-6-2.....	2-3-2

Monday games	0-0-0.....	1-0-0
Tuesday games	2-0-0.....	0-0-0
Wednesday games.....	1-0-0.....	0-0-1
Thursday games	0-0-0.....	0-0-0
Friday games	4-3-2.....	3-1-0
Saturday games	0-0-1.....	0-4-1
Sunday games	3-1-1.....	1-1-0

In August	1-0-0.....	0-0-0
In September.....	4-2-1.....	0-0-0
In October	2-3-1.....	1-1-2
In November.....	3-1-1.....	2-1-0
In February	0-0-0.....	1-0-0
In March.....	0-0-0.....	0-3-0
In April.....	0-0-0.....	1-0-0

Against ranked opposition.....	1-3-2.....	2-4-1
In televised games.....	6-4-5.....	2-5-1

TEAM

Home win.....	Sun., Nov. 24, 2019	4-1 vs. #23 New Hampshire
Home loss.....	Sat., March 27, 2021	1-2 (2OT) vs. #5 Pitt
Road win.....	Fri., April. 2, 2021	1-0 at #15 North Carolina
Road loss.....	Fri., March 19, 2021	0-2, at Virginia
OT win	Sun., Aug. 26, 2018	2-1, vs Gardner-Webb
OT loss.....	Sat., March 27, 2021	1-2 (2OT) vs. #5 Pitt
ACC win	Fri., April. 2, 2021	1-0 at #15 North Carolina
ACC loss	Sat., March 27, 2021	1-2 (2OT) vs. #5 Pitt
Non-conference win.....	Sun., Feb. 28, 2021	2-0 at #5 Coastal Carolina
Non-conference loss	Sun., Dec. 1, 2019	1-2 at #7 Stanford
Shutout win	Fri., April. 2, 2021	1-0 at #15 North Carolina
Shutout tie	Fri., Oct. 22, 2019	0-0, vs Longwood
Scored 1 goal.....	Fri., April. 2, 2021	1-0 at #15 North Carolina
Scored 2 goals.....	Sat., March 6, 2021	2-4 vs. Duke
Scored 3 goals.....	Sun., Sept. 1, 2010	3-1 at #16 UC Santa Barbra
Scored 4 goals.....	Sun., Nov. 24, 2019	4-1 vs. #23 New Hampshire
Scored 5+ goals	Fri., Oct. 19, 2018	5-2 at Notre Dame
Allowed 1 goal.....	Sat, March, 13, 2021	0-1 (2OT) vs. #1 Clemson
Allowed 2 goals.....	Sat., March 27, 2021	1-2 (2OT) vs. #5 Pitt
Allowed 3 goals.....	Sun., Oct. 22, 2018	2-3 at Princeton
Allowed 4 goals.....	Sat., March 6, 2021	2-4 vs. Duke
Allowed 5+ goals.....	Sun., Aug. 27, 2017	1-5 at Omaha
5+ assists.....	Tue., Oct. 29, 2019	4-0 vs Grand Canyon
10+ corner kicks.....	Sun., Sept. 8, 2019	4-3 vs Hofstra
25+ Shots.....	Fri., Oct. 30, 2020	2-1 at Louisville

INDIVIDUAL

Hat trick.....	Tue., Oct. 1, 2019	Kristo Strickler vs. Gardner Webb
5+ points	Tue., Oct. 1, 2019	Kristo Strickler (6) vs. Gardner Webb
2+ assists	Sun., Nov. 24, 2019	Jacob Labovitz (2) vs. #23 New Hampshire
10+ saves.....	Sun., Nov. 10, 2019	Mathijs Swaneveld(10) vs Wake Forest

2021 ACC STANDINGS

ATLANTIC

	PTS	ACC	PCT	OVERALL	PCT	HOME	AWAY	NEUTRAL	STREAK
Clemson	13	4-0-1	0.900	12-2-2	0.813	6-0-2	4-2-0	2-0-0	T1
Wake Forest	11	3-0-2	0.800	11-2-2	0.800	7-1-1	4-1-1	0-0-0	T1
Louisville	9	3-2	0.600	4-8-1	0.346	3-3-0	1-5-1	0-0-0	W1
NC State	6	1-2-3	0.417	3-8-4	0.333	2-5-1	1-3-3	0-0-0	T2
Boston College	4	1-3-1	0.300	1-3-1	0.300	1-1-1	0-2-0	0-0-0	T1
Syracuse	1	0-3-1	0.125	2-7-4	0.308	2-1-2	0-5-2	0-1-0	W1

COASTAL

	PTS	ACC	PCT	OVERALL	PCT	HOME	AWAY	NEUTRAL	STREAK
Pitt	15	5-1	0.833	13-2	0.867	5-0	6-1	2-1	W5
North Carolina	10	3-1-1	0.700	6-4-3	0.577	4-3-1	2-1-2	0-0-0	L1
Duke	7	2-2-1	0.500	4-9-3	0.344	1-5-2	3-3-1	0-1-0	T1
Virginia	6	2-4	0.333	7-8-1	0.469	6-3-0	1-5-1	0-0-0	L3
Notre Dame	3	1-4	0.200	8-8	0.500	5-4	3-3	0-1	L3
Virginia Tech	3	1-4	0.200	5-6-2	0.462	0-3-2	5-2-0	0-1-0	W1

VIRGINIA TECH MEN'S SOCCER

VIRGINIA TECH ROSTERS

#	NAME	POS	HT	YR	HOMETOWN	HS/LAST SCHOOL	ALPHABETICAL
0	Connor Jordan-Hyde	GK	6' 2"	r-So.	Leawood, Ks.	The Pembroke School	20 Ameres
2	Jack Dearie	M	6' 2"	Fr.	Ponte Verde Beach, Fla.	Nease	17 Blacklock
3	Sivert Haugli	D	6' 5"	So.	Oslo, Norway	Norges Toppidrettsgymnas	31 Bluemler
4	Kyle Stenzel	M	6' 0"	So.	Staunton, Virginia	Robert E. Lee	28 Bubb
5	Welnilton Da Silva II	D	6' 1"	Fr.	Para, Brazil	Montverde Academy	5 Da Silva II
6	Cameron Joice	M	5' 9"	Jr.	Newcastle, South Wales	Monroe College	2 Dearie
8	Mayola Kinyua	F	5' 8"	So.	Nairobi, Kenya	Montverde Academy	14 Dover
10	Chris Little	M	5' 10"	Jr.	Fairfax, Va.	Briar Woods	19 Durst
11	Daniel Starr	F	6' 3"	So.	Charlottesville, Va.	Albemarle	16 Eythorsson
12	Andrew Weber	M	5' 9"	Jr.	Earlysivlle, Va.	Albemarle	3 Haugli
14	Kahlil Dover	F	6' 3"	Jr.	Reston, Va.	South Lakes	6 Joice
15	Kristo Strickler	M	5' 10"	Sr.	Hilliard, Ohio	St. Charles Preparatory School	0 Jordan-Hyde
16	Birkir Eythorsson	M	6' 0"	Fr.	Reykjavik, Iceland	Borgarholt School	27 Kickbush
17	Nick Blacklock	M	5' 10"	So.	Hellertown, Pa.	YSC Academy	8 Kinyua
18	Jacob Labovitz	F	6' 1"	Sr.	Great Falls, Va.	Farleigh Dickinson	18 Labovitz
19	Nathan Durst	D	6' 2"	r-So.	Loudon, Va.	Rock Ridge	21 Lennon
20	Landon Ameres	M	5' 8"	Fr.	Palmetto, Fla.	Palmetto	10 Little
21	Camron Lennon	F	6' 0"	Sr.	Austin, Texas	Westwood	22 McClendon
22	Mason McClendon	D	5' 11"	So.	Virginia Beach, Va.	First Colonial	24 McDowell
23	J.P. Pascarella	D	5' 10"	Fr.	Blaine, Minn.	Lesville Road	26 Nicola
24	Kyle McDowell	M	5' 10"	Jr.	West Sussex, England	Ottawa University	23 Pascarella
25	Matt Zambetti	GK	6' 1"	So.	Mechanicsburg, Pa.	Cumberland Valley	11 Starr
26	Chris Nicola	D	6' 3"	So.	San Diego, Calif.	Northwood	4 Stenzel
27	Hayden Kickbush	GK	6' 2"	r-Jr.	Arlington, Va.	Yorktown	15 Strickler
28	Zane Bubb	D	6' 4"	Jr.	Charlotte, N.C.	North Florida	12 Weber
31	Jakob Bluemler	D	5' 8"	Jr.	Bad Soden, Germany	Humboldtschule, Bad Homburg	25 Zambetti

PRONUNCIATIONS

Name	Pronunciation	Jakob Bluemler	Jacob Bloom-ler
Sivert Haugli	See-vert How-glee	Landon Ameres	UH-mare-es
Mayola Kinyua	May-o-luh Kin-you-uh	Mike Brizendine	Briz-en-dine (fine)
Birkir Eythorsson	Brr-kerr Ay-thor-son		

ROSTER BREAKDOWN

BY STATE

STATES REPRESENTED (9)

Virginia (10 student-athletes)
 Pennsylvania (Zambetti, Blacklock)
 Florida (Dearie, Ameres)
 California (Nicola)
 Texas (Lennon)
 Kansas (Jordan-Hyde)
 Ohio (Strickler)
 Minnesota (Pascarella)
 North Carolina (Bubb)

BY COUNTRY

COUNTRIES REPRESENTED (7)

USA (20)
 Australia (1), Joice
 Brazil (1), Da Silva II
 England (1), McDowell
 Germany (1), Bluemler
 Iceland (1), Eythorsson
 Norway (1), Haugli

BY CLASS

SENIORS (5)

Kristo Strickler, Jacob Labovitz, Camron Lennon, Jakob Bluemler

JUNIORS (8)

Hayden Kickbush, Sivert Haugli, Chris Little, Kahlil Dover, Andrew Weber, Cameron Joice, Kyle McDowell, Zane Bubb,

SOPHOMORES (9)

Connor Jordan-Hyde, Kyle Stenzel, Mayola Kinyua, Daniel Starr, Nick Blacklock, Mason McClendon, Matt Zambetti, Chris Nicola, Nathan Durst,

FRESHMEN (5)

Jack Dearie, Welnilton Da Silva II, Birkir Eythorsson, Landon Ameres, J.P. Pascarella,



PAT MCSORLEY


Associate Head Coach

Experience: 12 years
Alma Mater: James Madison (1995)

McSorley remains the all-time leader goalscorer at JMU, where he starred from 1992-95. He scored 42 goals and tallied 103 total points while helping the Dukes go 73-14-6 during his four years

He joined the Hokies after working in Harrisonburg for six years serving as the associate head coach.

McSorley is married to Virginia Tech Assistant AD, Compliance and Athletics Title IX Bridget Brugger McSorley.



JAMES LOFTON

Assistant Coach

Experience: Second season
Alma Mater: William & Mary

Lofton joined the Hokies after a successful five-year tenure as the head coach of the Ferrum College women's soccer program. With the Panthers, Lofton won 11 games in back-to-back seasons, the program's best stretch in history.

He played collegiately at UNC Greensboro and William & Mary appearing with both programs in the NCAA tournament.

JUST VIRGINIA TECH, PLEASE

- While the full name of the school is Virginia Polytechnic Institute and State University, the school is commonly referred to as "Virginia Tech."
- Founded in 1872, as Virginia Agricultural and Mechanical College, the university changed its name to Virginia Polytechnic Institute in 1896.
- Fans of the athletic department, as well as media covering the Hokies, shortened the name to VPI, but it eventually became Virginia Tech.
- The "State University" was added in 1970 to bring the official title to what it is today.
- Those covering Hokie athletics are asked to refer to the university as simply "Virginia Tech."
- **Virginia Tech University, VPI and SU, VPI&SU, VT or VA Tech are not recognized names and should not be used.**

WHAT IS A HOKIE?

- That's the most frequently asked question regarding Virginia Tech athletics. The answer leads back to 1896 when Virginia Agricultural and Mechanical College changed its name to Virginia Polytechnic Institute.
- With the change came the necessity for writing a new cheer and a contest for such a purpose was held by the student body. Senior O.M. Stull won first prize for his "Old Hokie" yell which still is used today.
- Later, when asked if "Hokie" had any special meaning, Stull explained the words he used had no hidden or symbolic meaning, but had been thought up in an effort to get attention.
- Hokie soon became a nickname for all Tech teams and for those people loyal to Tech athletics.
- Following is the "Old Hokie" yell in its original form:

**Hoki, Hoki, Hoki Hy!
Tech! Tech! V.P.I!
Sola-Rex Sola-Rah**



Thompson Field serves as the home of the Virginia Tech men’s and women’s soccer teams as well as the lacrosse team. Located in the center of the Virginia Tech athletics complex, the facility ranks as one of the finest for both soccer and lacrosse in the Atlantic Coast Conference.

Located across from Lane Stadium, the Hokies’ football home, and adjacent to Tech Softball Park, Thompson Field was completed in the fall of 2003 and dedicated in 2008 in the name of Sandra D. Thompson, a longtime supporter of women’s athletics at Virginia Tech.

The field is a bluegrass playing surface and measures approximately 75 by 120 yards. It is equipped with an underground irrigation system and a drainage system that allows for it to be ready for play quickly following rainstorms. The complex also features a wireless scoreboard, and a permanent Hubbell lighting system allows for night games.

The athletics department has made improvements gradually since the venue opened in 2003. In 2005, workers completed a new restroom facility for the field, and during the summer of 2008, a new game operations center was erected atop the stadium above the fans. The approximately 900-square foot facility includes two broadcast booths for both home team and visiting team radio broadcasts. The center also has two covered areas devoted to broadcasting and/or videographers’ cameras, and there is a large working area for media members covering the Hokies.

The climate-controlled facility also contains a state-of-the-art sound system and Ethernet capability. The Internet-ready facility allows Tech’s official athletics website, hokiesports.com, to originate live audio broadcasts and live stats of the Hokies’ matches from the press box. Above the grandstand is a wired camera deck.

Between each team’s bench area is the Sandy D. Thompson Press Box. Formerly the press operations center for the field, the facility is now used as a halftime room for game officials and as an auxiliary area for press and game operations.

Thompson Field, which has been expanded since it was opened, now features approximately 2,028 bench-back seats, where each fan has an unobstructed view of the playing surface. Spacious area around the field allows for nearly 1,500 more fans to watch games.

A video board was installed in the spring of 2019 and debuted for the soccer programs in the fall of 2019.

With the ACC Network’s launch in August of 2019, the field has been equipped with new lights to better showcase the field not only in-venue but on television.

HOKIES AT HOME

MEN'S SOCCER QUICK FACTS

Seasons	19
Overall record	75-59-21
ACC record	17-39-1
Non conference record	55-18-19
Ranked opponents	11-29
Coach Brizendine’s Record	46-41-16

WOMEN'S SOCCER QUICK FACTS

Seasons	19
Overall record	110-46-21
ACC record	36-34-1
Non conference record	75-9-20
Ranked opponents	16-34-1

LACROSSE QUICK FACTS

Seasons	18
Overall record	51-54
ACC record	4-33
Non conference record	45-19
Ranked opponents	3-37

VIRGINIA TECH MEN'S SOCCER

2020-21 COMBINED STATISTICS



2020-21 Virginia Tech Men's Soccer Combined Statistics All games

Page 1/1
as of Apr 09, 2021

Date	Opponent	Score	Att.
* 10/10/2020	at Pittsburgh	L 2-4	55
* 10/14/2020	Virginia	Tot2 1-1	130
* 10/24/2020	Syracuse	Tot2 1-1	101
* 10/30/2020	at Louisville	Wot1 2-1	212
* 11/02/2020	at Notre Dame	W 1-0	0
* 11/06/2020	at Virginia	W 1-0	265
11/15/2020	vs Clemson	L 1-4	0
02/28/2021	at Coastal Carolina	W 2-0	200
* 03/06/2021	Duke	L 2-4	250
* 03/13/2021	Clemson	Lot2 0-1	250
* 03/19/2021	at Virginia	L 0-2	187
* 03/27/2021	Pittsburgh	Lot2 1-2	600
* 04/02/2021	at North Carolina	W 1-0	423

Record	Overall	Home	Away	Neutral
All Games	5-6-2	0-3-2	5-2-0	0-1-0
Conference	4-5-2	0-3-2	4-2-0	0-0-0
Non-Conference	1-1-0	0-0-0	1-0-0	0-1-0

# Player	GP	G	A	PTS	SH	SH%	SOG	SOG%	GWG	PK-ATT
18 Labovitz, Jacob	12	6	1	13	33	.182	12	.364	3	0-0
15 Strickler, Kristo	10	4	1	9	28	.143	10	.357	1	0-0
24 McDowell, Kyle	11	0	4	4	3	.000	1	.333	0	0-0
97 Pereira, Daniel	7	1	1	3	26	.038	15	.577	1	0-0
14 Dover, Kahlil	13	1	3	11	.091	5	.455	0	0-0	
17 Blacklock, Nick	10	1	0	2	20	.050	7	.350	0	0-0
12 Weber, Andrew	10	1	0	2	8	.125	3	.375	0	0-0
3 Haugli, Sivert	12	1	0	2	4	.250	2	.500	0	1-1
19 Durst, Nathan	13	0	1	1	5	.000	1	.200	0	0-0
20 Ameres, Landon	9	0	1	1	5	.000	3	.600	0	0-0
31 Bluemler, Jakob	12	0	1	1	3	.000	1	.333	0	0-0
10 Little, Chris	13	0	1	1	2	.000	0	.000	0	0-0
21 Lennon, Camron	10	0	0	0	6	.000	4	.667	0	0-0
8 Kinyua, Mayola	13	0	0	0	5	.000	0	.000	0	0-0
28 Bubb, Zane	5	0	0	0	5	.000	1	.200	0	0-0
11 Starr, Daniel	7	0	0	0	5	.000	2	.400	0	0-0
16 Eythorsson, Birkir	5	0	0	0	2	.000	1	.500	0	0-0
4 Stenzel, Kyle	8	0	0	0	2	.000	1	.500	0	0-0
5 Da Silva Jr., Welnilton	8	0	0	0	2	.000	1	.500	0	0-0
99 Adjetey, Alexander	2	0	0	0	2	.000	0	.000	0	0-0
6 Joice, Camron	5	0	0	0	1	.000	0	.000	0	0-0
96 Swaneveld, Mathijs	7	0	0	0	0	.000	0	.000	0	0-0
22 McClendon, Mason	1	0	0	0	0	.000	0	.000	0	0-0
25 Zambetti, Matt	6	0	0	0	0	.000	0	.000	0	0-0
0 Jordan-Hyde, Connor	1	0	0	0	0	.000	0	.000	0	0-0
Total	13	15	12	42	178	.084	70	.393	-	1-1
Opponents	13	20	24	64	126	.159	62	.492	-	0-1

Team statistics

	HOKIES	OPP
SHOT STATISTICS		
Goals-Shot attempts	15-178	20-126
Goals scored per game	1.15	1.54
Shot pct.	.084	.159
Shots on goal-Attempts	70-178	62-126
SOG pct.	.393	.492
Shots/Game	13.7	9.7
Assists	12	24
GOAL BREAKDOWN		
Total Goals	15	20
Penalty	1	0
Unassisted	-	-
Overtime	1	2
Goals scored average	1.15	1.54
CORNER KICKS		
Goals off corners	66	53
PENALTY KICKS		
	1-1	0-1
OFFSIDES		
	22	23
PENALTIES		
Fouls	166	134
Yellow cards	33	14
Red cards	1	1
ATTENDANCE		
Total	1331	1342
Dates/Avg Per Date	5/266	7/192
Neutral Site #/Avg	1/0	-

#:	Goalie	GP	MIN.	GA	GA AVG	SAVES	PCT	W-L-T	SHO/CBO
96 Swaneveld, Mathijs	7	652:47	10	1.38	14	.583	4-2-1	3/0	
25 Zambetti, Matt	6	582:15	10	1.55	25	.714	1-4-1	1/0	
0 Jordan-Hyde, Connor	1	05:15	0	0.00	0	.000	0-0-0	0/0	
TM TEAM	-	00:00	0	0.00	3	1.000	0-0-0	0/0	
Total	13	1240:17	20	1.45	42	.677	5-6-2	4	
Opponents	13	1240:17	15	1.09	55	.786	6-5-2	2	

Goals by Periods

Team	1st	2nd	OT1	OT2	TOTAL
Hokies	5	9	1	0	15
Opponents	9	9	0	2	20

Shots by Periods

Team	1st	2nd	OT1	OT2	TOTAL
Hokies	70	93	12	3	178
Opponents	55	62	3	6	126

Saves by Periods


Team	1st	2nd	OT1	OT2	TOTAL
Hokies	20	19	0	3	42
Opponents	24	25	6	0	55

Corners by Periods

Team	1st	2nd	OT1	OT2	TOTAL
Hokies	26	35	4	1	66
Opponents	25	26	0	2	53



0 CONNOR JORDAN-HYDE




2 JACK DEARIE



3 SIVERT HAUGLI




4 KYLE STENZEL



5 WELNILTON DA SILVA



6 CAMERON JOICE



8 MAYOLA KINYUA



10 CHRIS LITTLE



11 DANIEL STARR



12 ANDREW WEBER



14 KAHLIL DOVER



15 KRISTO STRICKLER



16 BIRKIR EYTHORSSON



17 NICK BLACKLOCK




18 JACOB LABOVITZ



19 NATHAN DURST




20 LANDON AMERES



21 CAMRON LENNON



22 MASON MCCLENDON



23 J.P. PASCARELLA

CONTINUED ON NEXT PAGE



24 KYLE MCDOWELL



25 MATT ZAMBETTI



26 CHRIS NICOLA



27 HAYDEN KICKBUSH



28 ZANE BUBB



31 JAKOB BLUEMLER