



VIRGINIA TECH

2021 BASEBALL



20 MLB PLAYERS • 23 ALL-AMERICANS • 10 NCAA APPEARANCES • 102 DRAFT SELECTIONS

GAMES 26-28

THE MATCHUP

GAMES 26-28 | APRIL 9-11 | DAVID F. COUCH BALLPARK (3,900) | WINSTON-SALEM, N.C.

#23 VIRGINIA TECH HOKIES (16-9, 11-7 ACC)



Head Coach:
John Szefc
Record at VT:
74-74 (4th Year)
Career Record:
466-333-3 (16th Year)

VS

WAKE FOREST DEMON DEACONS (10-12, 5-9 ACC)



Head Coach:
Tom Walter
Record at Wake:
315-296 (12th Year)
Career Record:
743-637 (25th Year)

2021 TEAM STATS

	No.	NCAA	ACC
Batting Average	.272	94	4
Runs	141	65	4
Hits	196	86	4
Home Runs	24	47	7
Stolen Bases	18	136	8
ERA	4.16	76	5
WHIP	1.41	104	10
Fielding Pct	0.972	92	7

* Rankings as of April 8, 2021

2021 TEAM STATS

	No.	NCAA	ACC
Batting Average	.236	245	13
Runs	118	175	13
Hits	176	194	13
Home Runs	31	30	4
Stolen Bases	7	269	14
ERA	4.75	124	11
WHIP	1.44	115	10
Fielding Pct	0.965	175	9

* Rankings as of April 8, 2021

SERIES HISTORY: VIRGINIA TECH - WAKE FOREST

Overall: 41-50
In Blacksburg: 23-20
In Winston-Salem: 18-30
At Neutral Sites: 0-0
Last Meeting: April 7, 2019 - W, 10-9 - Winston-Salem, N.C.

Last Five Meetings (2-3)

Date	Result	Location
April 7, 2019	W, 10-9	Winston-Salem, N.C.
April 6, 2019	L, 3-8	Winston-Salem, N.C.
April 6, 2019	L, 7-8	Winston-Salem, N.C.
May 15, 2016	L, 5-15	Blacksburg, Va.
May 14, 2016	W, 20-13	Blacksburg, Va.

BROADCAST INFO LIVE STATS (STATS.HOKIESPORTS.COM)

FRIDAY - 1 PM	SATURDAY - 1 PM	SATURDAY - 1 PM
ACC Network Extra <i>Larry Sorensen</i> <i>Stan Cotten</i> Radio <i>Bryant Johnson</i>	ACC Network Extra <i>Larry Sorensen</i> <i>Stan Cotten</i> Radio <i>Bryant Johnson</i>	ACC Network Extra <i>Larry Sorensen</i> <i>Stan Cotten</i> Radio <i>Bryant Johnson</i>

KEY STORYLINES

AT THE PLATE

- Coming off of a midweek win against ETSU, Virginia Tech baseball is looking to secure its third straight ACC series win against Wake Forest at David F. Couch Ballpark with all games being broadcasted on ACC Network Extra.
- The Hokies (16-9, 11-7 ACC) and Demon Deacons (10-12, 5-9) will meet for the first time since April 7, 2019. Wake Forest leads the all-time series 50-41 and are 30-18 at home.
- The Hokies have won four of their last five games this season, three of those being against ACC foes.

WHO TO WATCH

- Nick Biddison made his return to the Hokies on Tuesday following a shoulder injury in November.
- The sophomore went 2-for-3 with two walks against ETSU.
- He has started all 63 games he's played in for Tech and now owns a 24-game on-base streak dating back to April 30, 2019.



STANDINGS

ATLANTIC DIVISION

TEAM	OVERALL	ACC	PCT
Louisville	18-9	10-4	0.714
Notre Dame	13-5	12-5	0.706
Florida State	15-10	10-8	0.556
Clemson	14-11	8-7	0.533
Wake Forest	10-12	5-9	0.357
NC State	11-11	5-10	0.333
Boston College	14-13	4-11	0.267

COASTAL DIVISION

TEAM	OVERALL	ACC	PCT
Virginia Tech	16-9	11-7	0.611
Georgia Tech	14-10	11-7	0.611
Miami	17-8	10-7	0.588
Pitt	14-10	9-9	0.500
North Carolina	15-12	9-9	0.500
Virginia	14-14	6-12	0.333
Duke	12-13	5-10	0.333

2021 SCHEDULE

RECORD	16-9
ACC	11-7
NON-CONFERENCE	5-2
HOME	9-6
AWAY	7-3
NEUTRAL	0-0

Date	Opponent	TV	Time/Result
2/21	Kent State (DH)	ACCNX	W, 3-1; W, 9-2
2/23	Radford	ACCNX	W, 22-2
2/26	at Miami*	ACCNX	W, 5-3
2/27	at Miami*	ACCNX	L, 3-0
2/28	at Miami*	ACCNX	W, 9-6
3/5	North Carolina*	ACCNX	W, 10-6
3/6	North Carolina*	ACCNX	W, 6-4
3/7	North Carolina*	ACCNX	L, 9-6
3/9	VCU	ACCNX	W, 10-9
3/10	VCU	ACCNX	L, 7-10
3/12	Florida State*	ACCNX	L, 6-4
3/13	Florida State*	ACCNX	W, 5-0
3/14	Florida State*	ACCNX	L, 14-7
3/16	UNC Greensboro	ACCNX	L, 7-2
3/19	at Clemson*		L, 8-2
3/20	at Clemson*		W, 11-3
3/21	at Clemson*		L, 4-2
3/26	at Pitt*		W, 5-1
3/27	at Pitt*		W, 8-4
3/28	at Pitt*		W, 8-4
4/1	Boston College*	ACCNX	L, 7-3
4/2	Boston College*	ACCNX	W, 6-5
4/3	Boston College*	ACCNX	W, 4-3
4/6	at East Tennessee State		W, 15-5
4/9	at Wake Forest*		6 PM
4/10	at Wake Forest*		4 PM
4/11	at Wake Forest*		1 PM
4/13	at Liberty		6 PM
4/16	Georgia Tech*	ACCNX	6 PM
4/17	Georgia Tech*	ACCNX	3 PM
4/18	Georgia Tech*	ACCNX	1 PM
4/20	VMI	ACCNX	6 PM
4/23	at NC State*		6:30 PM
4/24	at NC State*		6:30 PM
4/25	at NC State*		1 PM
4/27	East Tennessee State	ACCNX	6 PM
4/30	Virginia*	ACCN	6 PM
5/1	Virginia*	ACCN	3 PM
5/2	Virginia*	ACCN	1 PM
5/4	Georgetown	ACCNX	6 PM
5/8	Toledo (DH)	ACCNX	2 PM
5/9	Toledo	ACCNX	2 PM
5/12	Liberty	ACCN	6 PM
5/14	at Duke*		TBD
5/15	at Duke*		TBD
5/16	at Duke*		TBD
5/20	Notre Dame*	ACCNX	6 PM
5/21	Notre Dame*	ACCNX	6 PM
5/22	Notre Dame*	ACCNX	1 PM
5/25-5/30	ACC Championship ¹		TBA

* - ACC Game
1 - Played at TBD
All Times Eastern & Subject to Change

QUICK FACTS

THE BASICS

University Name: Virginia Tech
 Location: Blacksburg, Va.
 Founded: 1872
 Enrollment: 36,000
 President: Dr. Timothy Sands
 Director of Athletics: Whit Babcock
 Nickname: Hokies
 Mascot: Hokie Bird
 Colors: Chicago Maroon and Burnt Orange
 Affiliation: NCAA Division I
 Conference: Atlantic Coast

FIELD FACTS

English Field at Atlantic Union Bank Park
 Normal Capacity: 4,000
 2021 Capacity: 250
 Record at Ballpark: 514-298-3 (.633) 33rd Season
 Dimensions: 330-375-400-375-330
 Surface: AstroTurf

TEAM INFORMATION

2020 Record: 11-5
 Home/Away/Neutral: 8-0/3-3/0-2
 Conference Record: 1-2
 Home/Away: -1/2
 Conference Finish: n/a
 Conference Tournament: n/a
 Starters Returning: Pos. Players: 6, Pitchers: 2
 Starters Lost: Pos. Players: 3, Pitchers: 1
 Lettermen Returning/Lost: 26/8
 Newcomers: 20

Total seasons: 128th
 All-Time Record: 2,2019-1,602-26
 College World Series Appearances: none
 NCAA Regional Appearances: 10
 Last NCAA Appearance/Regional: 2013/Blacksburg
 NCAA Record (Overall): 2-2 (9-20)
 Conference Titles: 11
 Last Conference Title: 2002 (BIG EAST reg.)

MEDIA INFORMATION

CREDENTIALS

Outlets interested in obtaining credentials to cover Virginia Tech baseball home games must apply for credentials via email:

taylorso1@vt.edu

All credentials for Virginia Tech home games this season will be issued on a single-game basis, and media seating is extremely limited.

INTERVIEW POLICY

Gamedays: Coach John Szefc and requested players will be available to the media after the game and following a 10-minute cooling off period. For home games, both player interviews and Coach Szefc will be conducted online via Zoom.

Non-Gamedays: All coach and player interview requests need to be arranged through the Virginia Tech Strategic Communications Office - contact Taylor Seay (c: 540-748-9774; e: taylorso1@vt.edu). Players and coaches should not be contacted directly under any circumstances.

COACHING & SUPPORT STAFF

Head Coach: John Szefc (Drexel, 1989)
Record at VT (Years): 74-74 (4th)
Overall Record (Years): 466-333-3 (16th)
Assistant Coach: Ryan Fecteau (4th Season)
Assistant Coach: Kurt Elbin (4th Season)
Volunteer Assistant Coach: Tyler Hanson (3rd Season)
Director of Operations: Corey Haines (4th Season)
Director of Player Development: Kyle Sarazin (2nd Season)
Baseball Consultant: Tyson Petersheim (1st Season)
Strength & Conditioning: Brian Neal (3rd Season)
Athletic Trainer: Kyle Staggers (3rd Season)
Equipment: Daniel Mervos (4th Season)
Nutritionist: Alyson Onyon (4th Season)
Academics: Mike Swanhart (13th Season)

2021 VIRGINIA TECH NUMERICAL ROSTER

No.	Name	Pos.	Cl.	B/T	Ht.	Wt.	Hometown/Previous School
2	Sam Tackett	IF	Fr.	R/R	6-0	195	Lexington, Ky./Lafayette
3	Chris Gerard	P	So.	R/L	5-10	175	Wayne, N.J./Bergen Catholic
4	Fritz Genter	IF	Fr.	R/R	5-8	165	Kingston, N.Y./Kingston
5	Gehrig Ebel	C	Fr.	R/R	6-0	190	Ooltewah, Tenn./Baylor School
7	TJ Rumfield	IF	R-Fr.	L/R	6-5	225	Temple, Texas/Texas Tech
8	Tanner Schobel	IF	Fr.	R/R	5-10	170	Williamsburg, Va./Walsingham Academy
9	Brennan Reback	OF	Jr.	L/L	6-0	195	Vernon Hills, Ill./Central Arizona JC
10	Nolan Wilson	P	R-So.	R/R	6-3	210	Atlanta, Ga./Lakeside
11	Cade Swisher	OF	Fr.	L/R	5-11	190	Chesterfield, Va./Cosby
12	Shane Connolly	P	Jr.	L/L	6-2	175	Huntersville, N.C./The Citadel
15	Nic Psimas	P	Fr.	R/R	6-6	225	Chesapeake, Va./Nansemond-Suffolk Academy
16	Matthew Siverling	P	Fr.	L/L	6-4	190	Matthews, N.C./Charlotte Christian
17	Cade Hunter	C	Fr.	L/R	6-2	200	Mount Laurel, N.J./Lenape
18	Xander Hamilton	P	Fr.	L/R	6-4	220	Raleigh, N.C./Needham Broughton
19	Gavin Cross	P/OF	Fr.	L/L	6-3	210	Bristol, Tenn./Tennessee
20	Grant Umberger	P	Fr.	R/L	6-4	225	Chester Springs, Pa./Downingtown East
21	Kyle McKernan	P	Fr.	R/R	6-5	200	Waxhaw, N.C./Marvin Ridge
22	Ryan Okuda	P	Jr.	L/L	6-1	170	Gibsonia, Pa./Pine-Richland
23	Tanner Thomas	OF	Sr.	L/R	5-11	190	Jacksonville, Fla./Tallahassee CC
24	Nick Biddison	IF	So.	R/R	5-10	190	Glen Allen, Va./St. Christopher's
25	Samuel Rochard	P	Fr.	R/R	6-1	205	Williamsburg, Va./Warhill
26	Kevin Madden	IF	So.	R/R	6-1	215	Glenwood, Md./St. Paul's
27	Noah Johnson	P	Fr.	L/L	6-5	195	Toledo, Ohio/St. Francis De Sales
28	Brayden Merrick	IF	Fr.	R/R	6-3	210	Wirtz, Va./Franklin County
29	Carson Jones	OF	Fr.	L/L	6-2	190	Glen Allen, Va./Deep Run
30	Peyton Alford	P	Sr.	L/L	6-0	190	Knoxville, Tenn./Walters State CC
31	Jack Hurley	OF	Fr.	L/R	6-0	185	Boalsburg, Pa./State College
32	Lucas Donlon	IF	Fr.	R/R	6-0	205	McLean, Va./Georgetown Prep
33	Nick Holesa	IF	So.	L/R	6-2	205	Huntingdon, Pa./Huntingdon Area
34	Anthony Simonelli	P	Jr.	R/R	6-2	200	Winchester, Va./St. John's River SC
35	Ryan Metz	P	Jr.	R/R	6-1	190	Fishers, Ind./Fishers
37	Jonah Seagears	OF	So.	R/R	5-11	184	Gainesville, Va./Battlefield
38	Jaison Heard	P	Sr.	R/R	6-1	205	Maitland, Fla./St. John's River SC
39	Peter Sakellaris	P	Fr.	R/R	6-0	185	Milton, Mass./Milton Academy
40	Henry Weycker	P	Fr.	L/L	5-11	205	Wellesley, Mass./Wellesley
41	Dayne Leonard	C	Fr.	R/R	6-0	195	Spring Green, Wis./Des Moines Area CC
42	Ryan Gleason	P	Fr.	L/L	6-5	210	Laytonsville, Md./Georgetown Prep
43	Dusty Mercer	OF	Fr.	L/L	6-1	215	Matthews, N.C./Weddington
44	Jackson Ritchey	P	Fr.	R/R	6-5	190	Huntingdon, Pa./Huntingdon Area
46	Griffin Green	P	Fr.	R/R	6-3	205	Chelmsford, Mass./Phillips Academy
47	Jonah Hurney	P	So.	L/L	5-8	180	Kamuela, Hawaii/Southwestern Oregon CC
48	Brady Kirtner	P	Fr.	R/R	5-11	170	Christiansburg, Va./Christiansburg
49	Ethan Firoved	P	Fr.	L/L	6-1	185	Virginia Beach, Va./First Colonial
50	Christian Worley	P	Fr.	R/R	6-1	170	Alton, Va./Halifax County
51	Graham Firoved	P	So.	R/R	6-1	185	Virginia Beach, Va./Northwest Florida JC
53	Jenner Kehe	P	Fr.	R/R	6-1	165	Golden, Colo./Lakewood
55	Mike Grupé	P	Fr.	R/R	6-1	195	Purcellville, Va./Loudoun Valley

PRONUNCIATION GUIDE

Chris Gerard	Jur-ARD
Gehrig Ebel	Gair-ig Ee-bull
Tanner Schobel	SHOW-bull
Nic Psimas	SIM-is
Grant Umberger	UHM-bur-ger
Kyle McKernan	Muh-ker-nin
Matthew Siverling	SIV-er-ling
Ryan Okuda	OH-koo-duh
Brayden Merrick	MAIR-ick
Samuel Rochard	ROW-shard

PRONUNCIATION GUIDE

Peyton Alford	ALL-ferd
Anthony Simonelli	SY-MON-eil-ee
Jonah Seagears	SEE-gers
Jaison Heard	JAY-sin
Peter Sakellaris	SACK-uh-lair-is
Ethan & Graham Firoved	FEAR-oh-ved
Henry Weycker	WHY-ker
Mike Grupé	grew-PAY
John Szefc	SHEFF
Ryan Fecteau	FECK-toe
Nick Holesa	Ho-LEE-suh



THE SZEFC FILE

Record at Tech

Seasons: Fourth Season
Record: 74-74 (.500)
ACC Record: 29-52 (.358)
vs. Nonconference: 45-22 (.672)
vs. Ranked Teams: 13-29 (.256)
Record at Home: 41-33 (.554)
Record on Road: 26-35 (.426)
Record at Neutral: 7-6 (.538)

Career Record

Seasons: 16th Season
Record: 466-333-3 (.583)
ACC Record: 55-85 (.393)
vs. Ranked Teams: 39-62 (.386)

Personal

Hometown: Middletown, New York
Wife: Barbara
Children: Anna, John Michael, Sam

Education

College: Drexel (corporate communications, 1989)
 Temple (MA sports administration)

Playing Experience

Connecticut (1986-87)
 Drexel (1988-89)

Fast Facts

- Has led his teams to seven NCAA postseason berths – Maryland (3), Marist (4).
- Advanced to back-to-back NCAA Super Regionals in 2014 and 2015 at Maryland.
- Only coach in Maryland program history to post five consecutive 30-win seasons.
- Only coach at Maryland to post back-to-back 40- win seasons and advance to a Super Regional.
- Maryland made three NCAA appearances in the first 120 years in program history. Szeffc led the Terps to three berths in five seasons.
- His .596 winning percentage at Maryland is the best ever in school history.
- Owns 10 overall 30-win seasons, which includes three 40-win seasons – Maryland (2), Marist (1).
- Has won two conference regular-season titles and four tournament titles at Marist – Metro Atlantic Athletic Conference (3), Northeast Conference (1).
- Has coached 107 players that have been drafted or signed pro contracts since 1997, including 34 over the last seven drafts (as a head coach).
- Was NEC Coach of the Year in 1997 and ABCA Northeast Coach of the Year in 2001.
- Has developed 23 All-Americans, including 10 at Maryland.

Virginia Tech Director of Athletics Whit Babcock announced the hiring of Tech's 25th head baseball coach on June 9, 2017 and formally introduced John Szeffc as the head coach of the baseball program at a press conference a few days later on June 15. The 2020 season will mark his third as the Hokies' head coach.

Szeffc (pronounced SHEFF), who won his 400th career game on March 10, 2018 guiding the Hokies to a 3-1 victory over Pitt, accepted the position at Tech after leading Maryland to three NCAA appearances and a 180-122 (.596) overall record as the Terrapins' head coach. Before arriving in Blacksburg, Szeffc owned a 392-259-3 (.602) career record in 12 seasons as an NCAA head coach, producing 10 campaigns with 30 or more wins.

In addition to ending a 43-year NCAA tournament drought and becoming the fastest coach to 100 career wins at Maryland, Szeffc spent seven seasons (1996-2002) at the helm of the Marist College baseball program, where he led the team to four conference championships, four NCAA Regional appearances and a 212-137-3 (.607) overall mark. Szeffc earned Northeastern Conference Coach of the Year honors in 1997 and was the American Baseball Coaches Associate Northeast Region Coach of the Year in 2001.

The first coach in Maryland history to ever take the Terrapins to an NCAA Super Regional, Szeffc accomplished the feat twice in 2014 and 2015 as he guided the program to the first two 40-win seasons in school history and claimed Maryland's first two NCAA Regional crowns. Maryland achieved a final No. 14 ranking both seasons, the highest finishes in school history.

He guided the Terrapins to the ACC Tournament final for the first time in 38 years in 2014 and then took Maryland to the Big Ten tournament final in the school's initial season in that conference, winning a program-best 42 games in 2015.

Szeffc has coached 107 players that have been drafted or signed professional contracts since 1997, including four in 2018 and five in 2019. Over the last seven drafts, 34 of his players have been selected, including the 45th pick of the 2014 draft Jake Stinnett, the highest pick of a Maryland player in almost a decade. Almost a dozen have gone on to play in the Major Leagues, including most recently, Mike Shawaryn (Red Sox) and Lamonte Wade (Twins) in 2019. He has also helped develop 23 All-Americans, including 10 of the 20 players in Maryland history to earn that distinction.

The Middletown, N.Y. native arrived at Maryland after a two-year stint as associate head coach and recruiting coordinator at Kansas State (2011-12) and a two-season stay as assistant head coach and recruiting coordinator at Kansas (2009-10). He also enjoyed a six-season tenure as an assistant coach and recruiting coordinator at Louisiana (2003-08). Szeffc began his coaching career as an assistant at Sacred Heart (1995) and at Drexel (1990-93).

Szeffc managed the New York Generals in the Atlantic College Baseball League during the summers of 1995 and 1996. He led the club to a 47-28 record, earned two consecutive division titles and took the Generals to the ACBL title game in 1996.

Collegiately, he played two years at Connecticut before transferring in 1987 to Drexel. During his senior campaign for the Dragons, he was tabbed an All-East Coast Conference outfielder.

He graduated from Drexel University with a degree in corporate communications in 1989. He also holds a master's degree in sports administration from Temple University.

Szeffc and his wife, Barbara, have a daughter, Anna, and two sons, John Michael and Sam.

SZEFC'S YEAR-BY-YEAR HEAD COACHING RECORD

YEAR	SCHOOL	OVERALL	CONFERENCE	CONFERENCE	POSTSEASON
		RECORD	RECORD	FINISH	
1996	Marist	16-24	8-13	7th Northeast	
1997	Marist	32-19	14-7	T-1st Northeast	NCAA Regional
1998	Marist	30-17	18-8	2nd MAAC North	
1999	Marist	27-23	14-12	3rd MAAC North	
2000	Marist	33-19-2	16-11	4th MAAC	NCAA Regional
2001	Marist	33-21-1	17-10	3rd MAAC	NCAA Regional
2002	Marist	41-14	22-5	1st MAAC	NCAA Regional
2013	Maryland	30-25	11-19	4th ACC Atlantic	
2014	Maryland	40-23	15-14	2nd ACC Atlantic	NCAA Super Regional
2015	Maryland	42-24	14-10	T-3rd Big Ten	NCAA Super Regional
2016	Maryland	30-27	13-11	T-6th Big Ten	
2017	Maryland	38-23	15-9	5th Big Ten	NCAA Regional
2018	Virginia Tech	21-33	8-22	7th ACC Coastal	
2019	Virginia Tech	26-27	9-21	6th ACC Coastal	
2020	Virginia Tech	11-5	1-2		
2021	Virginia Tech	5-1	---		
At Marist (7 seasons)		212-137-3	(.607)	4 MAAC Tourney Titles; 4 NCAA Regionals	
At Maryland (5 seasons)		180-122	(.596)	3 NCAA Regionals; 2 Super Regionals	
At Tech (4 seasons)		74-74	(.500)		
Overall (16 seasons)		466-333-3	(.583)	7 NCAA Regionals, 2 Super Regionals	

BY THE NUMBERS

24

Nick Biddison made his return to the Hokies lineup against ETSU on Tuesday, his first game since March 11, 2020. He went 2-for-3 with two walks and 1 RBI against the Bucs.

23

The Hokies are ranked No. 23 this week on the D1 Baseball Poll. Tech is ranked No. 13 on the Baseball America Poll, No. 25 of the USA Today Coaches Poll, and No. 26 on the NCBWA Poll.

19

Gavin Cross has been dominating for the Hokies this season. In his last outing against ETSU, he had seven RBIs, four hits, a grand slam, and he hit for the cycle, the first time for the Hokies since 2010.

NOTEWORTHY

HOMETOWN HERO

- Gavin Cross was right in his element against ETSU on Tuesday.
- Cross' dad, Adam, was a standout at ETSU himself.
- The Bristol native brought in seven runs against his dad's former team and hit the first grand slam of his career.
- The freshman also hit for the cycle on Tuesday, the first time a Hokie has hit for the cycle since 2010 when Tim Smalling went 5-for-5 against Columbia.

GREEN MEANS A LITTLE MORE TO TECH

- Starting against Florida State, a number of Hokies started wearing green wristbands with "Living the Dash" and "Tobin" during games.
- Freshman Noah Johnson's friend, Brady Tobin, from back home in Ohio started the campaign in honor of his mom.
- Kathy Tobin, Brady's mom, was diagnosed with Stage 4 liver and lung cancer this year. The campaign was started in her honor to raise awareness for the disease.
- The Hokies continue to wear the bracelets in her honor this season.

BRING OUT THE BROOMS

- The sweep last weekend at Pitt marks the 11th time the Hokies have swept an ACC opponent, the first time since 2017.
- It also marks the second time in history that Tech has swept an ACC ranked opponent. The last time was in 2015 when the Hokies swept No. 1 Virginia.
- The Hokies have now swept Pitt twice since joining the ACC.
- Tech is looking to face Boston College this weekend and have swept the Eagles four times since joining the ACC.

FRESHMAN YEAR PT. 2

- Freshman Gavin Cross has proven himself to be one of the leaders for the Hokies this season after having his true freshman season cut short.
- The Bristol, Tennessee native is currently batting .359 for Tech, ranking 10th in the ACC.
- Cross was recently recognized as the No. 25 outfielder in the nation by D1 Baseball.

ACC FOES

- Tech is coming into this ACC series with a 5-4 record in ACC play.
- The Hokies have won two ACC series this season so far against opponents Miami and UNC.
- The series win in Miami was the first ever win at Miami and the win against UNC was the first in Tech history since joining the ACC.
- The Hokies are still set to play eight more ACC series following Clemson this weekend.

RANKINGS GALORE

- For the past three weeks, Virginia Tech baseball has been ranked on at least two polls around the NCAA.
- Tech currently sits at No. 25 on the D1 Baseball Poll, dropping from it's No. 18 position last week.
- The Hokies also rank No. 13 this week on the Baseball America poll after being ranked No. 12 last week.

RING THE SCHO-BELL

- Freshman Tanner Schobel continues to shine for the Hokies in his first year as a Hokie.
- He currently leads Tech with 17 RBIs, eight of those against ACC opponents.
- He had two doubles in Game 1 against UNC and against VCU.
- He is currently fourth on the Hokies' roster in hits (13).

FRESHMAN PHENOMS

- Freshman starters Jack Hurley and Tanner Schobel have been dominating for the Hokies since the beginning of the season.
- Schobel currently leads the team with 14 RBIs in nine games.
- Hurley and Schobel both hit home runs against UNC over the weekend.
- Hurley is currently batting .296 with 27 at bats.

SUNSHINE NATIVES

- Tanner Thomas showed up in his home state of Florida.
- The Jacksonville native had four hits in Miami and scored two runs.
- Maitland native Jaison Heard also shined for the Hokies against Miami.
- Heard earned the win for Tech on Sunday striking out five batters and allowing just two hits all weekend.

RECORD BREAKDOWN

	Overall	ACC
Overall	16-9	11-7
Home	9-6	5-4
Away	7-3	6-3
Neutral	--	--
Non-Conference	5-2	--
vs. Ranked Opponent	7-2	7-2
Day Games	14-7	10-5
Night Games	2-2	1-2
vs. Left-Handed Starter	3-2	1-2
vs. Right-Handed Starter	13-7	10-5
1-Run Games	3-0	2-0
2-Run Games	3-2	2-2
5+ Run Games	5-3	2-2
Extra Innings	--	--
Shutouts	1-1	1-1
Scoring 0-2 Runs	0-4	0-3
Scoring 3-5 Runs	5-2	4-2
Scoring 6-9 Runs	6-3	5-2
Scoring 10+ Runs	5-0	2-0
Opp. 0-2 Runs	5-0	2-0
Opp. 3-5 Runs	8-2	7-2
Opp. 6-9 Runs	3-5	2-4
Opp. 10+ Runs	0-2	0-1
Score in 1st Inning	7-3	3-2
Opp. Score in 1st Inning	8-5	6-4
Score First	8-4	5-3
Opp. Score First	8-5	6-4
After 6 Innings:		
Leading	12-1	8-1
Trailing	2-7	2-5
Tied	2-1	1-1
After 7 Innings:		
Leading	12-1	8-1
Trailing	1-7	1-5
Tied	3-1	2-1
After 8 Innings:		
Leading	14-0	10-0
Trailing	1-9	1-7
Tied	1-0	--
Hit 0 Home Runs	3-4	2-2
Hit 1 Home Run	6-2	4-2
Hit 2+ Home Runs	7-3	5-3
Opp. 0 Home Runs	9-2	5-1
Opp. 1 Home Run	6-4	5-3
Opp. 2+ Home Runs	1-3	1-3
Made 0 Errors	8-2	6-2
Made 1 Error	4-2	2-1
Made 2+ Errors	4-5	3-4
Opp. 0 Errors	6-2	4-1
Opp. 1 Error	3-4	3-4
Opp. 2+ Errors	7-3	4-2
Out-Hit Opp.	12-2	8-2
Out-Hit by Opp.	2-6	1-4
Hits are tied	2-1	2-1
BY MONTH		
February	5-1	2-1
March	8-7	7-5
April	3-1	2-1
May	--	--
BY UNIFORM		
All Whites	3-0	2-0
Maroon Top	2-1	1-0
Orange Top	--	--
Black Top	1-2	1-2

FEELING 22

- The Hokies scored 22 runs against the Radford Highlanders on Tuesday, the most runs ever scored in the series.
- The Hokies had 17 hits, including three home runs from TJ Rumfield and Cade Hunter.
- Virginia Tech pitchers tossed 12 strikeouts and only gave up two runs.

HOKIES STRIKE FIRST

- In both games on Sunday, Tech scored at least one run in the first inning.
- The Hokies were able to maintain their lead in both games, leading to a sweep of the Golden Flashes.
- Since 2017, Tech has scored first in 3 of 5 opening games and won four of those games.

YEAR FOUR

- Virginia Tech head coach John Szefc begins his fourth year with the Hokies and, as history says under Szefc, it should be the best season for Tech in recent memory.
- In his fourth season at his previous stops, Szefc won 27 games at Marist (1999) and 30 at Maryland (2016).
- The last time the Hokies won 30 or more games was in 2013 (won 40). So, it's looking like good things are brewing for Tech now, with the foundation build, and that hasn't happened in some time.

DEPTH WILL BE A STRONG SUIT

- Tech should be feeling pretty good about the quality of depth it has on this team coming back from a season ago, with it returning 26 letterwinners.
- The Hokies have six starters coming back that are position players and two starting pitchers, as well.
- That's something that hasn't happened in some time, with over the last few years there being quite a flip of the roster year-over-year.

HOME SWEET HOME

- Tech will play a 51-game regular season in 2021 and of those 51 contests, 33 will be played at the friendly confines of English Field at Atlantic Union Bank Stadium.
- That marks the most games at home over the last 20 seasons, with the second most being back in 2008 when the team played 31 home contests.
- Look for the Hokies to capitalize on that with their home-field advantage, owning a .542 home winning percentage in the Szefc era (32-27).

BUNCH OF ROADRUNNERS

- Tech was one of the better teams on the base paths last season, ranking 13th nationally in steals per game (2.25), which was good for third in the ACC.
- The Hokies racked up the 10th most in the land (36) behind Fritz Genter and Brennan Reback owning eight steals apiece, and they both return for the maroon and orange.
- Outfielder Gavin Cross had seven himself, for the three to account for 23 of the 36 swipes (63.9%).

THROW 'EM A CHAIR

- Tech also was very effective at striking its opponents out at the plate regularly last season, taking pressure off the defense to make play after play for outs.
- The Hokies ranked ninth in the country in strikeouts per nine innings (11.9), which was fourth in the ACC.
- However, a big part of them ranking so high was behind the arm of Ian Seymour, who is no longer playing ball at Tech after being selected in the second round of the MLB Draft last summer to the Tampa Bay Rays, with his ridiculous 17.7 average that ranked fourth nationally.
- So, for the Hokies to be one of the top teams in that department again, look for the likes of Chris Gerard (29 Ks in '20), Anthony Simonelli (26 Ks in '20) and others to carry the load in the 2021 season.

SMALL BALL WINS

- Tech, which won 11 of its first 16 games last year before the season being put on the shelf due to COVID-19 implications, was getting it done with small ball as one of its staples to its success.
- Having three players in the top eight of the ACC for sacrifice bunts, the Hokies' Brennan Reback and Tanner Thomas each had three last season and Fritz Genter had two.
- The Hokies had 10 sacrifice bunts on the year to rank second in the ACC and sixth among Power Five teams.



PREDICTED ORDER OF FINISH

ATLANTIC DIVISION

TEAM (FIRST-PLACE VOTES)	POINTS
1. Louisville (11)	95
2. NC State (1)	74
3. Florida State (1)	73
4. Clemson (1)	48
5. Wake Forest	45
6. Boston College	39
7. Notre Dame	18

COASTAL DIVISION

TEAM (FIRST-PLACE VOTES)	POINTS
1. Miami (7)	89
2. Virginia (5)	85
3. Georgia Tech (2)	71
4. Duke	59
5. North Carolina	40
6. Virginia Tech	31
7. Pitt	17

BIDDISON, WHAT'S NOT TO LOVE?

- The player who really took a step forward last year for the Hokies was Nick Biddison, improving his batting average from .281 his freshman year in 2019 to .344 last season.
- He also improved his slugging percentage from .500 to .557, respectively.
- The infielder, who has dabbled as a catcher and outfielder as well since his arrival to Blacksburg, is riding a 14-game hitting streak into this weekend, as well as a 23-game on-base streak that dates way back to April 30, 2019 against Old Dominion.
- He got on base the last seven games of the season in 2019 and made it to first base in all of last year's 16 games for a total of 23.
- Lastly, he also has started every game he's played in for Tech, owning a 62-game start streak. He had 52 starts his freshman year and 16 last season.

CROSS READY FOR NEXT STEP

- As mentioned on the first page, outfielder Gavin Cross had himself quite a freshman season in Blacksburg last year.
- Now, looking to make strides off that, expect the Tennessee native to take a step forward and be one of the key contributors for Tech and to be thought of as a leader as well.
- Cross, who was a Freshman All-American, stacked up pretty well to other ACC freshmen at the dish, owning the third best batting average among the league's freshies.

Name	H	SLG	BA
Chris Newell (UVA)	24	.729	.407
Dylan Simmons (FSU)	14	.486	.378
Gavin Cross (VT)	24	.385	.369

HOME RUN TRACKER

No.	Player	G#	Date	Opponent	Pitcher	On base	Inn	Outs	Count	Score
1	Gavin Cross	2	Feb. 21	Kent State	C. Romel	1	2	1	0-1	3-0
2	TJ Rumfield	3	Feb. 23	Radford	T. Bowes	0	3	2	1-0	3-1
3	Cade Hunter	3	Feb. 23	Radford	L. Higgerson	2	7	2	2-1	8-2
4	TJ Rumfield	3	Feb. 23	Radford	L. Higgerson	3	7	2	0-0	12-2
5	Cade Hunter	4	Feb. 26	@ Miami	D. Federman	1	2	2	0-2	1-2
6	TJ Rumfield	4	Feb. 26	@ Miami	D. Federman	1	3	1	0-0	3-2
7	Fritz Genter	6	Feb. 28	@ Miami	V. Mederos	0	3	0	0-0	1-2
8	Gavin Cross	6	Feb. 28	@ Miami	J. Dubberly	1	8	1	0-1	7-6
9	Cade Hunter	7	March 5	UNC	Pry	1	5	2	0-1	6-6
10	Jack Hurley	7	March 5	UNC	O'Brien	0	6	0	2-1	8-6
11	Tanner Schobel	8	March 6	UNC	Carlson	0	2	1	1-1	0-1
12	Tanner Schobel	9	March 7	UNC	Alba	0	2	1	2-0	0-4
13	Jack Hurley	9	March 7	UNC	Ollio	2	2	2	3-1	1-4
14	Lucas Donlon	10	March 9	VCU	M. Delane	1	2	2	1-1	0-5
15	Gavin Cross	12	March 12	Florida State	P. Messick	0	1	1	2-1	0-0
16	Kevin Madden	12	March 12	Florida State	C. Haney	0	8	0	1-2	3-5
17	Jack Hurley	13	March 13	Florida State	B. Hubbart	0	5	0	1-2	2-0
18	Gavin Cross	14	March 14	Florida State	C. Grady	1	5	2	0-0	1-7
19	Cade Swisher	17	March 20	@ Clemson	Olenchuk	0	2	1	-	0-0
20	Fritz Genter	17	March 20	@ Clemson	Pandia	0	4	1	-	2-0
21	Tanner Thomas	17	March 20	@ Clemson	Williams	0	9	1	-	10-2
22	Dayne Leonard	18	March 21	@ Clemson	Gilbert	0	8	0	-	1-1
23	Gavin Cross	19	March 26	@ Pitt	Lester	0	7	0	0-0	2-1
24	Carson Jones	21	March 28	@ Pitt	Hansen	0	4	2	2-1	1-1
25	Jack Hurley	22	April 1	Boston College	Pelio	0	3	2	0-1	0-6
26	Kevin Madden	22	April 1	Boston College	Pelio	0	6	2	1-0	2-7
27	Gavin Cross	24	April 3	Boston College	Stiegler	1	6	0	1-2	0-3
28	TJ Rumfield	24	April 3	Boston College	Stiegler	0	6	0	0-0	2-3
29	Gavin Cross	25	April 6	@ ETSU	Rogers	3	2	2	1-0	2-2
20	Lucas Donlon	25	April 6	@ ETSU	Jones	1	5	1	0-0	10-5ww

TEAM GAME-BY-GAME

2021 VT Baseball
Team Game-by-Game for Virginia Tech (as of Apr 08, 2021)
Batting (All games)

Date	Opponent	ab	r	h	rbi	2b	3b	hr	tb	bb	ibb	sb	cs	hbp	sac	sf	gdp	k	po	a	e	lob	avg
Feb 21	KENT STATE	27	3	3	3	1	0	0	4	6	0	2	0	1	0	0	0	10	27	11	0	7	.111
Feb 21	KENT STATE	28	9	8	9	2	0	1	13	7	0	2	1	1	0	2	0	8	27	5	0	5	.200
Feb 23	RADFORD	39	22	16	18	5	0	3	30	6	0	0	0	6	0	3	1	7	27	9	1	8	.287
*Feb 26	at Miami (FL)	32	5	6	5	1	1	2	15	1	0	2	0	1	1	0	0	12	27	15	2	3	.262
*Feb 27	at Miami (FL)	30	0	5	0	0	0	0	5	1	0	0	0	0	0	0	0	9	24	11	0	4	.244
*Feb 28	at Miami (FL)	39	9	11	9	0	0	2	17	4	1	0	1	2	0	0	0	9	27	11	1	9	.251
*Mar 05	NORTH CAROLINA	36	10	15	10	3	1	2	26	4	0	0	1	1	0	0	1	8	27	3	1	7	.277
*Mar 06	NORTH CAROLINA	27	6	7	6	1	0	1	11	7	0	0	2	1	0	1	0	4	27	11	2	6	.275
*Mar 07	NORTH CAROLINA	32	6	6	5	0	0	2	12	6	0	0	0	3	0	0	0	11	27	5	3	8	.266
Mar 09	VCU	41	10	15	8	3	0	1	21	8	1	0	1	1	0	0	0	7	27	6	2	15	.278
Mar 10	VCU	37	7	11	7	3	1	0	16	5	0	2	0	0	0	1	1	4	27	7	1	9	.280
*Mar 12	FLORIDA STATE	38	4	11	3	3	0	2	20	2	0	1	0	0	0	1	0	14	27	4	2	10	.281
*Mar 13	FLORIDA STATE	29	5	4	4	2	0	1	9	3	0	1	0	4	0	1	1	10	27	8	0	8	.271
*Mar 14	FLORIDA STATE	37	7	10	7	3	1	1	18	5	0	0	1	1	0	1	0	10	27	9	3	11	.271
Mar 16	UNCG	27	2	7	2	2	0	0	9	5	0	0	4	2	1	0	2	6	27	10	2	6	.271
*Mar 19	at Clemson	37	2	9	2	1	0	0	10	1	0	0	0	2	0	0	0	12	24	10	1	11	.269
*Mar 20	at Clemson	43	11	15	10	2	0	3	26	8	0	6	0	1	1	0	0	9	27	12	0	15	.275
*Mar 21	at Clemson	32	2	7	1	1	0	1	11	1	0	0	1	1	0	0	0	13	24	7	0	5	.272
*Mar 26	at Pitt	34	5	8	5	3	0	1	14	7	0	0	0	2	1	1	0	8	27	5	0	13	.270
*Mar 27	at Pitt	35	8	9	7	3	0	0	12	5	0	2	0	1	0	2	0	5	27	10	0	8	.269
*Mar 28	at Pitt	40	8	13	7	3	0	1	19	6	1	0	1	1	0	0	0	9	27	6	0	12	.272
*Apr 01	BOSTON COLLEGE	34	3	11	3	2	0	2	19	4	0	0	2	0	0	1	1	8	27	5	2	9	.275
*Apr 02	BOSTON COLLEGE	36	6	10	6	0	0	0	10	3	0	0	0	2	0	1	0	15	27	8	3	10	.275

2021 VT Baseball
Team Game-by-Game for Virginia Tech (as of Apr 08, 2021)
Pitching (All games)

Date	Opponent	ip	h	r	er	bb	so	2b	3b	hr	wp	bk	hbp	dp	ibb	score	w-l	sv	era
Feb 21	KENT STATE	9.0	6	1	1	3	10	4	0	0	1	0	0	0	0	3-1	1-0	1	1.00
Feb 21	KENT STATE	9.0	7	2	2	2	8	0	0	0	0	0	3	1	0	9-2	2-0	2	1.50
Feb 23	RADFORD	9.0	8	2	1	4	12	1	1	0	4	0	1	2	0	22-2	3-0	2	1.33
*Feb 26	at Miami (FL)	9.0	6	3	2	4	11	0	0	0	0	0	1	1	0	5-3	4-0	3	1.50
*Feb 27	at Miami (FL)	8.0	7	3	3	3	7	0	0	0	3	0	1	1	0	0-3	4-1	3	1.84
*Feb 28	at Miami (FL)	9.0	11	6	4	5	9	0	0	1	2	0	0	1	1	9-6	5-1	4	2.21
*Mar 05	NORTH CAROLINA	9.0	10	6	5	6	21	1	0	2	1	0	1	0	0	10-6	6-1	5	2.61
*Mar 06	NORTH CAROLINA	9.0	9	4	3	4	15	0	0	1	1	0	1	0	0	6-4	7-1	6	2.66
*Mar 07	NORTH CAROLINA	9.0	9	9	6	8	14	2	0	1	2	0	3	1	1	6-9	7-2	6	3.04
Mar 09	VCU	9.0	12	9	9	6	13	4	0	1	1	0	2	1	0	10-9	8-2	6	3.64
Mar 10	VCU	9.0	13	10	8	6	12	4	1	0	2	0	2	0	3	7-10	8-3	6	4.04
*Mar 12	FLORIDA STATE	9.0	9	6	5	2	15	1	0	2	2	0	2	0	0	4-6	8-4	6	4.12
*Mar 13	FLORIDA STATE	9.0	3	0	0	3	10	0	0	0	0	0	2	0	0	5-0	9-4	6	3.80
*Mar 14	FLORIDA STATE	9.0	18	14	11	4	7	4	0	4	2	0	3	1	0	7-14	9-5	6	4.32
Mar 16	UNCG	9.0	11	7	6	4	10	0	0	1	7	0	2	0	0	2-7	9-6	6	4.43
*Mar 19	at Clemson	8.0	10	8	4	3	9	0	1	3	1	0	0	1	0	2-8	9-7	6	4.44
*Mar 20	at Clemson	9.0	7	3	3	3	8	1	0	1	1	0	1	1	0	11-3	10-7	6	4.35
*Mar 21	at Clemson	8.0	4	4	4	1	13	0	0	1	0	0	2	0	0	2-4	10-8	6	4.36
*Mar 26	at Pitt	9.0	6	1	1	4	14	0	0	0	1	0	1	0	0	5-1	11-8	7	4.18
*Mar 27	at Pitt	9.0	8	4	4	2	15	1	0	1	1	0	0	0	0	8-4	12-8	8	4.17
*Mar 28	at Pitt	9.0	8	4	4	4	13	0	0	0	1	0	2	0	1	8-4	13-8	8	4.16
*Apr 01	BOSTON COLLEGE	9.0	11	7	7	7	14	2	0	1	1	1	0	0	1	3-7	13-9	8	4.29

OPPONENT GAME-BY-GAME

2021 VT Baseball
Opponent Game-by-Game for Virginia Tech (as of Apr 08, 2021)
Batting (All games)

Date	Opponent	ab	r	h	rbi	2b	3b	hr	tb	bb	ibb	sb	cs	hbp	sac	sf	gdp	k	po	a	e	lob	avg
Feb 21	KENT STATE	33	1	6	1	4	0	0	10	3	0	0	0	0	0	0	0	10	24	4	0	8	.182
Feb 21	KENT STATE	32	2	7	2	0	0	0	7	2	0	0	1	3	0	0	1	8	24	6	0	8	.200
Feb 23	RADFORD	34	2	8	2	1	1	0	11	4	0	1	0	1	0	0	1	12	24	9	3	10	.212
*Feb 26	at Miami (FL)	29	3	6	3	0	0	0	6	4	0	1	1	1	0	1	0	11	27	8	0	5	.211
*Feb 27	at Miami (FL)	29	3	7	3	0	0	0	7	3	0	0	1	1	0	0	1	7	27	4	0	6	.217
*Feb 28	at Miami (FL)	37	6	11	6	0	0	1	14	5	1	0	1	0	1	0	1	9	27	10	2	10	.232
*Mar 05	NORTH CAROLINA	37	6	10	6	1	0	2	17	6	0	0	0	1	0	1	0	21	24	12	0	12	.238
*Mar 06	NORTH CAROLINA	38	4	9	4	0	0	1	12	4	0	0	0	1	0	0	0	15	24	11	0	12	.238
*Mar 07	NORTH CAROLINA	36	9	9	9	2	0	1	14	8	1	1	0	3	1	1	0	14	27	7	1	13	.239
Mar 09	VCU	35	9	12	9	4	0	1	19	6	0	1	2	2	1	0	0	13	25	10	3	9	.250
Mar 10	VCU	40	10	13	6	4	1	0	19	6	3	2	0	2	0	0	0	12	27	7	2	11	.258
*Mar 12	FLORIDA STATE	37	6	9	6	1	0	2	16	2	0	1	0	2	0	0	0	15	27	6	2	8	.257
*Mar 13	FLORIDA STATE	29	0	3	0	0	0	0	3	3	0	0	0	2	1	0	0	10	24	10	3	8	.247
*Mar 14	FLORIDA STATE	45	14	18	14	4	0	4	34	4	0	3	0	3	0	0	0	7	27	13	3	11	.261
Mar 16	UNCG	36	7	11	6	0	0	1	14	4	0	4	0	2	0	1	0	10	27	11	0	9	.264
*Mar 19	at Clemson	33	8	10	8	0	1	3	21	3	0	1	1	0	0	0	1	9	27	5	1	4	.266
*Mar 20	at Clemson	32	3	7	3	1	0	1	11	3	0	0	1	1	0	0	1	8	27	11	3	6	.264
*Mar 21	at Clemson	28	4	4	4	0	0	1	7	1	0	0	0	2	0	0	0	13	27	6	1	3	.258
*Mar 26	at Pitt	33	1	6	1	0	0	0	6	4	0	0	0	1	0	0	0	14	27	8	1	10	.254
*Mar 27	at Pitt	33	4	8	4	1	0	1	12	2	0	0	1	0	0	1	0	15	27	13	1	5	.254
*Mar 28	at Pitt	35	4	8	4	0	0	0	8	4	1	2	0	2	0	0	0	13	27	11	2	10	.252
*Apr 01	BOSTON COLLEGE	38	7	11	6	2	0	1	16	7	1	1	0	0	1	0	0	14	27	11	1	12	.254

2021 VT Baseball
Opponent Game-by-Game for Virginia Tech (as of Apr 08, 2021)
Pitching (All games)

Date	Opponent	ip	h	r	er	bb	so	2b	3b	hr	wp	bk	hbp	dp	ibb	score	w-l	sv	era
Feb 21	Kent State	8.0	3	3	3	6	10	1	0	0	0	0	1	0	0	1-3	0-1	0	3.38
Feb 21	Kent State	8.0	8	9	9	7	8	2	0	1	1	0	1	1	0	2-9	0-2	0	6.75
Feb 23	Radford	8.0	16	22	10	6	7	5	0	3	1	0	6	1	0	2-22	0-3	0	8.25
*Feb 26	at Miami (FL)	9.0	6	5	5	1	12	1	1	2	1	0	1	0	0	3-5	0-4	0	7.36
*Feb 27	at Miami (FL)	9.0	5	0	0	1	9	0	0	0	0	0	0	2	0	3-0	1-4	1	5.79
*Feb 28	at Miami (FL)	9.0	11	9	9	4	9	0	0	2	3	0	2	0	1	6-9	1-5	1	6.35
*Mar 05	North Carolina	8.0	15	10	10	4	8	3	1	2	2	0	1	2	0	6-10	1-6	1	7.02
*Mar 06	North Carolina	8.0	7	6	6	7	4	1	0	1	4	0	1	0	0	4-6	1-7	1	6.99
*Mar 07	North Carolina	9.0	6	6	6	6	11	0	0	2	1	0	3	1	0	9-6	2-7	1	6.87
Mar 09	VCU	8.1	15	10	8	8	7	3	0	1	2	1	1	0	1	9-10	2-8	1	7.04
Mar 10	VCU	9.0	11	7	6	5	4	3	1	0	1	0	0	1	0	10-7	3-8	1	6.94
*Mar 12	Florida State	9.0	11	4	3	2	14	3	0	2	1	0	0	0	0	6-4	4-8	2	6.60
*Mar 13	Florida State	8.0	4	5	2	3	10	2	0	1	2	0	4	1	0	0-5	4-9	2	6.28
*Mar 14	Florida State	9.0	10	7	6	5	10	3	1	1	0	0	1	0	0	14-7	5-9	2	6.26
Mar 16	UNCG	9.0	7	2	2	5	6	2	0	0	2	0	2	2	0	7-2	6-9	2	5.96
*Mar 19	at Clemson	9.0	9	2	2	1	12	1	0	0	0	0	2	0	0	8-2	7-9	2	5.70
*Mar 20	at Clemson	9.0	15	11	8	8	9	2	0	3	4	0	1	0	0	3-11	7-10	2	5.84
*Mar 21	at Clemson	9.0	7	2	1	1	13	1	0	1	0	0	1	0	0	4-2	8-10	2	5.56
*Mar 26	at Pitt	9.0	8	5	4	7	8	3	0	1	2	0	2	0	0	1-5	8-11	2	5.48
*Mar 27	at Pitt	9.0	9	8	7	5	5	3	0	0	3	0	1	0	0	4-8	8-12	2	5.56
*Mar 28	at Pitt	9.0	13	8	7	6	9	3	0	1	1	0	1	0	1	4-8	8-13	2	5.63
*Apr 01	Boston College	9.0	11	3	3	4	8	2	0	2	0	0	0	1	0	7-3	9-13	2	5.50

SITUATIONAL GAME-BY-GAME

2021 VT Baseball
Team Game-by-Game for Virginia Tech (as of Apr 08, 2021)
Batting (All games)

Date	Opponent	Total h/ab	vs Left	vs Right	With Runners	Bases Empty	Bases Loaded	With 2-outs	With RBI-op	Reach as Leadoff	3rd and LT 2out	LOB
Feb 21	KENT STATE	3-27	2-11	1-16	1-13	2-14	0-2	0-8	0-9	3-8	2-3	7
Feb 21	KENT STATE	8-28	6-15	2-13	5-14	3-14	1-1	2-9	3-8	4-8	2-3	5
Feb 23	RADFORD	16-39	4-9	12-30	12-26	4-13	1-5	6-14	8-17	6-8	6-11	8
*Feb 26	at Miami (FL)	6-32	0-0	6-32	3-9	3-23	0-0	1-10	3-9	2-9	2-2	3
*Feb 27	at Miami (FL)	5-30	1-3	4-27	1-10	4-20	0-0	1-8	0-1	1-9	0-0	4
*Feb 28	at Miami (FL)	11-39	0-0	11-39	6-17	5-22	2-4	4-14	4-10	2-9	2-2	9
*Mar 05	NORTH CAROLINA	15-36	6-15	9-21	9-20	6-16	1-3	3-9	8-16	3-8	3-4	7
*Mar 06	NORTH CAROLINA	7-27	0-0	7-27	3-12	4-15	0-0	2-9	2-7	2-8	2-3	6
*Mar 07	NORTH CAROLINA	6-32	3-19	3-13	4-18	2-14	0-0	4-13	2-8	3-9	0-1	8
Mar 09	VCU	15-41	4-14	11-27	10-27	5-14	0-5	4-13	6-19	4-9	4-5	13
Mar 10	VCU	11-37	6-22	5-15	7-19	4-18	0-1	3-11	6-15	2-9	2-3	9
*Mar 12	FLORIDA STATE	11-38	5-21	6-17	4-18	7-20	0-0	2-12	1-13	3-9	1-3	10
*Mar 13	FLORIDA STATE	4-29	4-23	0-6	1-16	3-13	0-1	1-8	0-9	4-8	3-5	8
*Mar 14	FLORIDA STATE	10-37	5-13	5-24	8-24	2-13	0-0	3-13	1-17	5-9	3-6	11
Mar 16	UNCG	7-27	3-9	4-18	2-15	5-12	0-0	2-8	1-7	5-9	0-0	6
*Mar 19	at Clemson	9-37	3-22	6-15	5-21	4-16	0-5	1-11	3-9	4-9	1-4	11
*Mar 20	at Clemson	15-43	0-3	15-40	8-24	7-19	1-4	5-14	5-17	3-9	4-6	14
*Mar 21	at Clemson	7-32	6-22	1-10	1-10	6-22	0-0	2-11	0-4	2-9	0-0	5
*Mar 26	at Pitt	8-34	0-0	8-34	3-21	5-13	0-3	0-9	2-12	4-9	2-3	13
*Mar 27	at Pitt	9-35	2-2	7-33	6-20	3-15	1-2	1-10	6-19	5-9	5-7	8
*Mar 28	at Pitt	13-40	0-0	13-40	4-18	9-22	1-2	5-14	3-13	3-9	1-1	12
*Apr 01	BOSTON COLLEGE	11-34	3-10	8-24	2-16	9-18	0-0	4-11	0-8	4-9	1-2	8
*Apr 02	BOSTON COLLEGE	10-36	2-7	8-29	8-19	2-17	1-1	3-11	5-11	3-9	2-3	8

2021 VT Baseball
Team Game-by-Game for Virginia Tech (as of Apr 08, 2021)
Pitching (All games)

Date	Opponent	Score Score	Total h/ab	vs Left	vs Right	With Runners	Bases Empty	With 2-outs	Reach as Leadoff	Gnd Out	Fly Out	ERA
Feb 21	KENT STATE	3-1	6-33	2-11	4-22	1-10	5-23	3-12	0-9	11	6	1.00
Feb 21	KENT STATE	9-2	7-32	3-6	4-26	3-14	4-18	2-10	3-9	6	11	1.50
Feb 23	RADFORD	22-2	8-34	3-15	5-19	2-17	6-17	3-12	3-9	8	5	1.33
*Feb 26	at Miami (FL)	5-3	6-29	5-15	1-14	2-14	4-15	2-8	4-9	8	4	1.50
*Feb 27	at Miami (FL)	0-3	7-29	4-18	3-11	4-18	3-11	0-6	3-8	10	5	1.84
*Feb 28	at Miami (FL)	9-6	11-37	9-26	2-11	7-21	4-16	3-13	5-9	11	6	2.21
*Mar 05	NORTH CAROLINA	10-6	10-37	7-14	3-23	5-18	5-19	4-13	2-9	3	3	2.61
*Mar 06	NORTH CAROLINA	6-4	9-38	4-16	5-22	4-24	5-14	3-13	5-9	11	1	2.66
*Mar 07	NORTH CAROLINA	6-9	9-36	4-20	5-16	5-24	4-12	1-9	4-9	4	8	3.04
Mar 09	VCU	10-9	12-35	6-15	6-20	7-21	5-14	1-7	3-9	4	7	3.64
Mar 10	VCU	7-10	13-40	3-16	10-24	8-24	5-16	9-17	3-9	6	8	4.04
*Mar 12	FLORIDA STATE	4-6	9-37	4-16	5-21	4-16	5-21	3-12	3-9	3	9	4.12
*Mar 13	FLORIDA STATE	5-0	3-29	1-13	2-16	0-10	3-19	1-10	2-9	10	7	3.80
*Mar 14	FLORIDA STATE	7-14	18-45	10-21	8-24	8-24	10-21	4-13	5-9	10	9	4.32
Mar 16	UNCG	2-7	11-36	6-20	5-16	5-21	6-15	1-9	4-9	7	9	4.43
*Mar 19	at Clemson	2-8	10-33	2-11	8-22	4-13	6-20	4-10	3-8	7	6	4.44
*Mar 20	at Clemson	11-3	7-32	2-12	5-20	3-9	4-23	5-12	0-9	10	7	4.35
*Mar 21	at Clemson	2-4	4-28	0-11	4-17	3-6	1-22	3-11	0-8	6	5	4.36
*Mar 26	at Pitt	5-1	6-33	1-11	5-22	1-12	5-21	4-13	0-9	4	9	4.18
*Mar 27	at Pitt	8-4	8-33	4-14	4-19	4-12	4-21	1-9	2-9	7	4	4.17
*Mar 28	at Pitt	8-4	8-35	4-15	4-20	3-18	5-17	2-11	2-9	7	7	4.16
*Apr 01	BOSTON COLLEGE	3-7	11-38	5-24	6-14	7-19	4-19	8-17	2-9	8	5	4.29
*Apr 02	BOSTON COLLEGE	6-5	7-36	6-20	1-16	5-16	2-20	2-12	1-9	11	5	4.28

LEADERS



2021 VT Baseball
 Batting Leaders for Virginia Tech (as of Apr 08, 2021)
 (All games)

Hitting minimums - 5 Games 5% of Games 20 AB 10 TPA
 Pitching minimums - 1 Games

Batting avg	
1. 19 Gavin Cross	.396
2. 7 TJ Rumfield	.350
3. 32 Lucas Donlon	.348
4. 31 Jack Hurley	.302
5. 26 Kevin Madden	.295

Slugging pct	
1. 19 Gavin Cross	.740
2. 32 Lucas Donlon	.652
3. 7 TJ Rumfield	.524
4. 31 Jack Hurley	.500
5. 8 Tanner Schobel	.449

On base pct	
1. 19 Gavin Cross	.456
2. 7 TJ Rumfield	.419
3. 31 Jack Hurley	.417
4. 37 Jonah Seagears	.407
5. 41 Dayne Leonard	.404

Runs scored	
1. 19 Gavin Cross	27
2. 31 Jack Hurley	26
3. 7 TJ Rumfield	20
4. 8 Tanner Schobel	17
5. 26 Kevin Madden	14

Hits	
1. 19 Gavin Cross	38
2. 7 TJ Rumfield	36
3. 26 Kevin Madden	31
4. 8 Tanner Schobel	28
5. 31 Jack Hurley	26

Runs batted in	
1. 19 Gavin Cross	26
2. 8 Tanner Schobel	19
26 Kevin Madden	19
4. 7 TJ Rumfield	18
5. 31 Jack Hurley	13

Doubles	
1. 8 Tanner Schobel	8
2. 7 TJ Rumfield	6
19 Gavin Cross	6
4. 3 tied at.....	5

Triples	
1. 19 Gavin Cross	3
2. 8 Tanner Schobel	1
33 Nick Holesa	1

Home runs	
1. 19 Gavin Cross	7
2. 31 Jack Hurley	4
7 TJ Rumfield	4
4. 17 Cade Hunter	3
5. 4 tied at.....	2

Total bases	
1. 19 Gavin Cross	71
2. 7 TJ Rumfield	54
3. 8 Tanner Schobel	44
4. 31 Jack Hurley	43
5. 26 Kevin Madden	41

Walks	
1. 37 Jonah Seagears	14
2. 11 Cade Swisher	12
7 TJ Rumfield	12
4. 31 Jack Hurley	10
4 Fritz Genter	10

Hit by pitch	
1. 31 Jack Hurley	7
2. 8 Tanner Schobel	6
3. 19 Gavin Cross	5
4. 3 tied at.....	3

Sac bunts	
1. 4 Fritz Genter	1
41 Dayne Leonard	1
37 Jonah Seagears	1
31 Jack Hurley	1

Sac flies	
1. 19 Gavin Cross	4
2. 29 Carson Jones	3
3. 32 Lucas Donlon	2
8 Tanner Schobel	2
5. 5 tied at.....	1

Stolen bases	
1. 26 Kevin Madden	4
2. 4 Fritz Genter	3
3. 5 tied at.....	2

Caught stealing	
1. 19 Gavin Cross	4
2. 37 Jonah Seagears	3
3. 11 Cade Swisher	2
31 Jack Hurley	2
5. 4 tied at.....	1

Steal attempts	
1. 19 Gavin Cross	6
2. 37 Jonah Seagears	5
26 Kevin Madden	5
4. 3 tied at.....	4

Stolen base pct	
1. 7 TJ Rumfield	1.000
29 Carson Jones	1.000
3. 26 Kevin Madden	.800
4. 4 Fritz Genter	.750
5. 31 Jack Hurley	.500

Strikeouts	
1. 31 Jack Hurley	27
2. 4 Fritz Genter	20
19 Gavin Cross	20
11 Cade Swisher	20
5. 37 Jonah Seagears	18

Grounded into DP	
1. 26 Kevin Madden	3
2. 32 Lucas Donlon	2
7 TJ Rumfield	2
4. 6 tied at.....	1

Total plate appearances	
1. 7 TJ Rumfield	117
2. 8 Tanner Schobel	115
26 Kevin Madden	115
4. 19 Gavin Cross	114
5. 31 Jack Hurley	104

At bats	
1. 26 Kevin Madden	105
2. 7 TJ Rumfield	103
3. 8 Tanner Schobel	98
4. 19 Gavin Cross	96
5. 31 Jack Hurley	86

Games played	
1. 7 TJ Rumfield	25
26 Kevin Madden	25
8 Tanner Schobel	25
4. 3 tied at.....	24

Game starts	
1. 26 Kevin Madden	25
8 Tanner Schobel	25
7 TJ Rumfield	25
4. 19 Gavin Cross	24
5. 4 Fritz Genter	22

Games as sub	
1. 32 Lucas Donlon	9
2. 23 Tanner Thomas	8
29 Carson Jones	8
4. 37 Jonah Seagears	7
5. 99 Brennan Reback	6

LEADERS

<p>Earned run avg</p> <table border="0" style="width: 100%;"> <tr><td>1. 47 Jonah Hurney</td><td style="text-align: right;">0.00</td></tr> <tr><td>40 Henry Weycker</td><td style="text-align: right;">0.00</td></tr> <tr><td>45 Christian Worley</td><td style="text-align: right;">0.00</td></tr> <tr><td>10 Nolan Wilson</td><td style="text-align: right;">0.00</td></tr> <tr><td>15 Nic Psimas</td><td style="text-align: right;">0.00</td></tr> </table>	1. 47 Jonah Hurney	0.00	40 Henry Weycker	0.00	45 Christian Worley	0.00	10 Nolan Wilson	0.00	15 Nic Psimas	0.00	<p>Opposing bat avg</p> <table border="0" style="width: 100%;"> <tr><td>1. 15 Nic Psimas</td><td style="text-align: right;">.000</td></tr> <tr><td>2. 18 Xander Hamilton</td><td style="text-align: right;">.077</td></tr> <tr><td>3. 51 Graham Firoved</td><td style="text-align: right;">.138</td></tr> <tr><td>4. 10 Nolan Wilson</td><td style="text-align: right;">.143</td></tr> <tr><td>47 Jonah Hurney</td><td style="text-align: right;">.143</td></tr> </table>	1. 15 Nic Psimas	.000	2. 18 Xander Hamilton	.077	3. 51 Graham Firoved	.138	4. 10 Nolan Wilson	.143	47 Jonah Hurney	.143	<p>Won-loss pct</p> <table border="0" style="width: 100%;"> <tr><td>1. 16 Matthew Siverling</td><td style="text-align: right;">1.000</td></tr> <tr><td>34 Anthony Simonelli</td><td style="text-align: right;">1.000</td></tr> <tr><td>38 Jaison Heard</td><td style="text-align: right;">1.000</td></tr> <tr><td>51 Graham Firoved</td><td style="text-align: right;">1.000</td></tr> <tr><td>39 Peter Sakellaris</td><td style="text-align: right;">1.000</td></tr> </table>	1. 16 Matthew Siverling	1.000	34 Anthony Simonelli	1.000	38 Jaison Heard	1.000	51 Graham Firoved	1.000	39 Peter Sakellaris	1.000
1. 47 Jonah Hurney	0.00																															
40 Henry Weycker	0.00																															
45 Christian Worley	0.00																															
10 Nolan Wilson	0.00																															
15 Nic Psimas	0.00																															
1. 15 Nic Psimas	.000																															
2. 18 Xander Hamilton	.077																															
3. 51 Graham Firoved	.138																															
4. 10 Nolan Wilson	.143																															
47 Jonah Hurney	.143																															
1. 16 Matthew Siverling	1.000																															
34 Anthony Simonelli	1.000																															
38 Jaison Heard	1.000																															
51 Graham Firoved	1.000																															
39 Peter Sakellaris	1.000																															
<p>Wins</p> <table border="0" style="width: 100%;"> <tr><td>1. 16 Matthew Siverling</td><td style="text-align: right;">4</td></tr> <tr><td>2. 34 Anthony Simonelli</td><td style="text-align: right;">2</td></tr> <tr><td>38 Jaison Heard</td><td style="text-align: right;">2</td></tr> <tr><td>22 Ryan Okuda</td><td style="text-align: right;">2</td></tr> <tr><td>3 Chris Gerard</td><td style="text-align: right;">2</td></tr> </table>	1. 16 Matthew Siverling	4	2. 34 Anthony Simonelli	2	38 Jaison Heard	2	22 Ryan Okuda	2	3 Chris Gerard	2	<p>Losses</p> <table border="0" style="width: 100%;"> <tr><td>1. 27 Noah Johnson</td><td style="text-align: right;">2</td></tr> <tr><td>30 Peyton Alford</td><td style="text-align: right;">2</td></tr> <tr><td>3. 5 tied at.....</td><td style="text-align: right;">1</td></tr> </table>	1. 27 Noah Johnson	2	30 Peyton Alford	2	3. 5 tied at.....	1	<p>Saves</p> <table border="0" style="width: 100%;"> <tr><td>1. 12 Shane Connolly</td><td style="text-align: right;">5</td></tr> <tr><td>2. 16 Matthew Siverling</td><td style="text-align: right;">2</td></tr> <tr><td>3. 51 Graham Firoved</td><td style="text-align: right;">1</td></tr> <tr><td>38 Jaison Heard</td><td style="text-align: right;">1</td></tr> </table>	1. 12 Shane Connolly	5	2. 16 Matthew Siverling	2	3. 51 Graham Firoved	1	38 Jaison Heard	1						
1. 16 Matthew Siverling	4																															
2. 34 Anthony Simonelli	2																															
38 Jaison Heard	2																															
22 Ryan Okuda	2																															
3 Chris Gerard	2																															
1. 27 Noah Johnson	2																															
30 Peyton Alford	2																															
3. 5 tied at.....	1																															
1. 12 Shane Connolly	5																															
2. 16 Matthew Siverling	2																															
3. 51 Graham Firoved	1																															
38 Jaison Heard	1																															
<p>Innings pitched</p> <table border="0" style="width: 100%;"> <tr><td>1. 30 Peyton Alford</td><td style="text-align: right;">28.2</td></tr> <tr><td>12 Shane Connolly</td><td style="text-align: right;">28.2</td></tr> <tr><td>3. 3 Chris Gerard</td><td style="text-align: right;">27.0</td></tr> <tr><td>4. 34 Anthony Simonelli</td><td style="text-align: right;">24.0</td></tr> <tr><td>5. 16 Matthew Siverling</td><td style="text-align: right;">21.0</td></tr> </table>	1. 30 Peyton Alford	28.2	12 Shane Connolly	28.2	3. 3 Chris Gerard	27.0	4. 34 Anthony Simonelli	24.0	5. 16 Matthew Siverling	21.0	<p>Batters struck out</p> <table border="0" style="width: 100%;"> <tr><td>1. 30 Peyton Alford</td><td style="text-align: right;">47</td></tr> <tr><td>2. 12 Shane Connolly</td><td style="text-align: right;">42</td></tr> <tr><td>3. 3 Chris Gerard</td><td style="text-align: right;">29</td></tr> <tr><td>4. 34 Anthony Simonelli</td><td style="text-align: right;">27</td></tr> <tr><td>5. 2 tied at.....</td><td style="text-align: right;">25</td></tr> </table>	1. 30 Peyton Alford	47	2. 12 Shane Connolly	42	3. 3 Chris Gerard	29	4. 34 Anthony Simonelli	27	5. 2 tied at.....	25	<p>Appearances</p> <table border="0" style="width: 100%;"> <tr><td>1. 16 Matthew Siverling</td><td style="text-align: right;">11</td></tr> <tr><td>12 Shane Connolly</td><td style="text-align: right;">11</td></tr> <tr><td>3. 38 Jaison Heard</td><td style="text-align: right;">10</td></tr> <tr><td>27 Noah Johnson</td><td style="text-align: right;">10</td></tr> <tr><td>5. 2 tied at....</td><td style="text-align: right;">9</td></tr> </table>	1. 16 Matthew Siverling	11	12 Shane Connolly	11	3. 38 Jaison Heard	10	27 Noah Johnson	10	5. 2 tied at....	9
1. 30 Peyton Alford	28.2																															
12 Shane Connolly	28.2																															
3. 3 Chris Gerard	27.0																															
4. 34 Anthony Simonelli	24.0																															
5. 16 Matthew Siverling	21.0																															
1. 30 Peyton Alford	47																															
2. 12 Shane Connolly	42																															
3. 3 Chris Gerard	29																															
4. 34 Anthony Simonelli	27																															
5. 2 tied at.....	25																															
1. 16 Matthew Siverling	11																															
12 Shane Connolly	11																															
3. 38 Jaison Heard	10																															
27 Noah Johnson	10																															
5. 2 tied at....	9																															
<p>Games started</p> <table border="0" style="width: 100%;"> <tr><td>1. 30 Peyton Alford</td><td style="text-align: right;">6</td></tr> <tr><td>2. 34 Anthony Simonelli</td><td style="text-align: right;">5</td></tr> <tr><td>3 Chris Gerard</td><td style="text-align: right;">5</td></tr> <tr><td>4. 12 Shane Connolly</td><td style="text-align: right;">3</td></tr> <tr><td>5. 2 tied at....</td><td style="text-align: right;">2</td></tr> </table>	1. 30 Peyton Alford	6	2. 34 Anthony Simonelli	5	3 Chris Gerard	5	4. 12 Shane Connolly	3	5. 2 tied at....	2	<p>Games finished</p> <table border="0" style="width: 100%;"> <tr><td>1. 12 Shane Connolly</td><td style="text-align: right;">6</td></tr> <tr><td>2. 16 Matthew Siverling</td><td style="text-align: right;">5</td></tr> <tr><td>3. 4 tied at.....</td><td style="text-align: right;">2</td></tr> </table>	1. 12 Shane Connolly	6	2. 16 Matthew Siverling	5	3. 4 tied at.....	2	<p>Games in relief</p> <table border="0" style="width: 100%;"> <tr><td>1. 16 Matthew Siverling</td><td style="text-align: right;">11</td></tr> <tr><td>2. 27 Noah Johnson</td><td style="text-align: right;">10</td></tr> <tr><td>38 Jaison Heard</td><td style="text-align: right;">10</td></tr> <tr><td>4. 51 Graham Firoved</td><td style="text-align: right;">9</td></tr> <tr><td>5. 12 Shane Connolly</td><td style="text-align: right;">8</td></tr> </table>	1. 16 Matthew Siverling	11	2. 27 Noah Johnson	10	38 Jaison Heard	10	4. 51 Graham Firoved	9	5. 12 Shane Connolly	8				
1. 30 Peyton Alford	6																															
2. 34 Anthony Simonelli	5																															
3 Chris Gerard	5																															
4. 12 Shane Connolly	3																															
5. 2 tied at....	2																															
1. 12 Shane Connolly	6																															
2. 16 Matthew Siverling	5																															
3. 4 tied at.....	2																															
1. 16 Matthew Siverling	11																															
2. 27 Noah Johnson	10																															
38 Jaison Heard	10																															
4. 51 Graham Firoved	9																															
5. 12 Shane Connolly	8																															
<p>Wild pitches</p> <table border="0" style="width: 100%;"> <tr><td>1. 12 Shane Connolly</td><td style="text-align: right;">5</td></tr> <tr><td>2. 3 Chris Gerard</td><td style="text-align: right;">4</td></tr> <tr><td>18 Xander Hamilton</td><td style="text-align: right;">4</td></tr> <tr><td>4. 5 tied at.....</td><td style="text-align: right;">3</td></tr> </table>	1. 12 Shane Connolly	5	2. 3 Chris Gerard	4	18 Xander Hamilton	4	4. 5 tied at.....	3	<p>Balks</p> <table border="0" style="width: 100%;"> <tr><td>1. 30 Peyton Alford</td><td style="text-align: right;">1</td></tr> </table>	1. 30 Peyton Alford	1	<p>Hit batters</p> <table border="0" style="width: 100%;"> <tr><td>1. 30 Peyton Alford</td><td style="text-align: right;">5</td></tr> <tr><td>2. 3 Chris Gerard</td><td style="text-align: right;">4</td></tr> <tr><td>3. 34 Anthony Simonelli</td><td style="text-align: right;">3</td></tr> <tr><td>12 Shane Connolly</td><td style="text-align: right;">3</td></tr> <tr><td>5. 5 tied at...</td><td style="text-align: right;">2</td></tr> </table>	1. 30 Peyton Alford	5	2. 3 Chris Gerard	4	3. 34 Anthony Simonelli	3	12 Shane Connolly	3	5. 5 tied at...	2										
1. 12 Shane Connolly	5																															
2. 3 Chris Gerard	4																															
18 Xander Hamilton	4																															
4. 5 tied at.....	3																															
1. 30 Peyton Alford	1																															
1. 30 Peyton Alford	5																															
2. 3 Chris Gerard	4																															
3. 34 Anthony Simonelli	3																															
12 Shane Connolly	3																															
5. 5 tied at...	2																															
<p>Intentional BB allowed</p> <table border="0" style="width: 100%;"> <tr><td>1. 35 Ryan Metz</td><td style="text-align: right;">2</td></tr> <tr><td>2. 5 tied at.....</td><td style="text-align: right;">1</td></tr> </table>	1. 35 Ryan Metz	2	2. 5 tied at.....	1	<p>Runners picked off</p> <table border="0" style="width: 100%;"> <tr><td>1. 35 Ryan Metz</td><td style="text-align: right;">2</td></tr> <tr><td>2. 3 Chris Gerard</td><td style="text-align: right;">1</td></tr> <tr><td>30 Peyton Alford</td><td style="text-align: right;">1</td></tr> <tr><td>16 Matthew Siverling</td><td style="text-align: right;">1</td></tr> </table>	1. 35 Ryan Metz	2	2. 3 Chris Gerard	1	30 Peyton Alford	1	16 Matthew Siverling	1	<p>Batters SO out looking</p> <table border="0" style="width: 100%;"> <tr><td>1. 12 Shane Connolly</td><td style="text-align: right;">13</td></tr> <tr><td>2. 3 Chris Gerard</td><td style="text-align: right;">11</td></tr> <tr><td>3. 30 Peyton Alford</td><td style="text-align: right;">10</td></tr> <tr><td>4. 34 Anthony Simonelli</td><td style="text-align: right;">7</td></tr> <tr><td>5. 16 Matthew Siverling</td><td style="text-align: right;">6</td></tr> </table>	1. 12 Shane Connolly	13	2. 3 Chris Gerard	11	3. 30 Peyton Alford	10	4. 34 Anthony Simonelli	7	5. 16 Matthew Siverling	6								
1. 35 Ryan Metz	2																															
2. 5 tied at.....	1																															
1. 35 Ryan Metz	2																															
2. 3 Chris Gerard	1																															
30 Peyton Alford	1																															
16 Matthew Siverling	1																															
1. 12 Shane Connolly	13																															
2. 3 Chris Gerard	11																															
3. 30 Peyton Alford	10																															
4. 34 Anthony Simonelli	7																															
5. 16 Matthew Siverling	6																															
<p>Sac bunts allowed</p> <table border="0" style="width: 100%;"> <tr><td>1. 3 Chris Gerard</td><td style="text-align: right;">1</td></tr> <tr><td>35 Ryan Metz</td><td style="text-align: right;">1</td></tr> <tr><td>38 Jaison Heard</td><td style="text-align: right;">1</td></tr> <tr><td>20 Grant Umberger</td><td style="text-align: right;">1</td></tr> <tr><td>22 Ryan Okuda</td><td style="text-align: right;">1</td></tr> </table>	1. 3 Chris Gerard	1	35 Ryan Metz	1	38 Jaison Heard	1	20 Grant Umberger	1	22 Ryan Okuda	1	<p>Sac flies allowed</p> <table border="0" style="width: 100%;"> <tr><td>1. 30 Peyton Alford</td><td style="text-align: right;">2</td></tr> <tr><td>34 Anthony Simonelli</td><td style="text-align: right;">2</td></tr> <tr><td>3. 46 Griffin Green</td><td style="text-align: right;">1</td></tr> <tr><td>44 Jackson Ritchey</td><td style="text-align: right;">1</td></tr> </table>	1. 30 Peyton Alford	2	34 Anthony Simonelli	2	3. 46 Griffin Green	1	44 Jackson Ritchey	1	<p>Hits allowed</p> <table border="0" style="width: 100%;"> <tr><td>1. 15 Nic Psimas</td><td style="text-align: right;">0</td></tr> <tr><td>2. 47 Jonah Hurney</td><td style="text-align: right;">1</td></tr> <tr><td>45 Christian Worley</td><td style="text-align: right;">1</td></tr> <tr><td>18 Xander Hamilton</td><td style="text-align: right;">1</td></tr> <tr><td>42 Ryan Gleason</td><td style="text-align: right;">1</td></tr> </table>	1. 15 Nic Psimas	0	2. 47 Jonah Hurney	1	45 Christian Worley	1	18 Xander Hamilton	1	42 Ryan Gleason	1		
1. 3 Chris Gerard	1																															
35 Ryan Metz	1																															
38 Jaison Heard	1																															
20 Grant Umberger	1																															
22 Ryan Okuda	1																															
1. 30 Peyton Alford	2																															
34 Anthony Simonelli	2																															
3. 46 Griffin Green	1																															
44 Jackson Ritchey	1																															
1. 15 Nic Psimas	0																															
2. 47 Jonah Hurney	1																															
45 Christian Worley	1																															
18 Xander Hamilton	1																															
42 Ryan Gleason	1																															
<p>Runs allowed</p> <table border="0" style="width: 100%;"> <tr><td>1. 15 Nic Psimas</td><td style="text-align: right;">0</td></tr> <tr><td>47 Jonah Hurney</td><td style="text-align: right;">0</td></tr> <tr><td>45 Christian Worley</td><td style="text-align: right;">0</td></tr> <tr><td>40 Henry Weycker</td><td style="text-align: right;">0</td></tr> <tr><td>10 Nolan Wilson</td><td style="text-align: right;">0</td></tr> </table>	1. 15 Nic Psimas	0	47 Jonah Hurney	0	45 Christian Worley	0	40 Henry Weycker	0	10 Nolan Wilson	0	<p>Earned runs allowed</p> <table border="0" style="width: 100%;"> <tr><td>1. 15 Nic Psimas</td><td style="text-align: right;">0</td></tr> <tr><td>47 Jonah Hurney</td><td style="text-align: right;">0</td></tr> <tr><td>45 Christian Worley</td><td style="text-align: right;">0</td></tr> <tr><td>40 Henry Weycker</td><td style="text-align: right;">0</td></tr> <tr><td>10 Nolan Wilson</td><td style="text-align: right;">0</td></tr> </table>	1. 15 Nic Psimas	0	47 Jonah Hurney	0	45 Christian Worley	0	40 Henry Weycker	0	10 Nolan Wilson	0	<p>Walks allowed</p> <table border="0" style="width: 100%;"> <tr><td>1. 47 Jonah Hurney</td><td style="text-align: right;">0</td></tr> <tr><td>2. 42 Ryan Gleason</td><td style="text-align: right;">1</td></tr> <tr><td>15 Nic Psimas</td><td style="text-align: right;">1</td></tr> <tr><td>45 Christian Worley</td><td style="text-align: right;">1</td></tr> <tr><td>5. 10 Nolan Wilson</td><td style="text-align: right;">2</td></tr> </table>	1. 47 Jonah Hurney	0	2. 42 Ryan Gleason	1	15 Nic Psimas	1	45 Christian Worley	1	5. 10 Nolan Wilson	2
1. 15 Nic Psimas	0																															
47 Jonah Hurney	0																															
45 Christian Worley	0																															
40 Henry Weycker	0																															
10 Nolan Wilson	0																															
1. 15 Nic Psimas	0																															
47 Jonah Hurney	0																															
45 Christian Worley	0																															
40 Henry Weycker	0																															
10 Nolan Wilson	0																															
1. 47 Jonah Hurney	0																															
2. 42 Ryan Gleason	1																															
15 Nic Psimas	1																															
45 Christian Worley	1																															
5. 10 Nolan Wilson	2																															
<p>Doubles allowed</p> <table border="0" style="width: 100%;"> <tr><td>1. 47 Jonah Hurney</td><td style="text-align: right;">0</td></tr> <tr><td>42 Ryan Gleason</td><td style="text-align: right;">0</td></tr> <tr><td>15 Nic Psimas</td><td style="text-align: right;">0</td></tr> <tr><td>45 Christian Worley</td><td style="text-align: right;">0</td></tr> <tr><td>20 Grant Umberger</td><td style="text-align: right;">0</td></tr> </table>	1. 47 Jonah Hurney	0	42 Ryan Gleason	0	15 Nic Psimas	0	45 Christian Worley	0	20 Grant Umberger	0	<p>Triples allowed</p> <table border="0" style="width: 100%;"> <tr><td>1. 47 Jonah Hurney</td><td style="text-align: right;">0</td></tr> <tr><td>42 Ryan Gleason</td><td style="text-align: right;">0</td></tr> <tr><td>15 Nic Psimas</td><td style="text-align: right;">0</td></tr> <tr><td>45 Christian Worley</td><td style="text-align: right;">0</td></tr> <tr><td>20 Grant Umberger</td><td style="text-align: right;">0</td></tr> </table>	1. 47 Jonah Hurney	0	42 Ryan Gleason	0	15 Nic Psimas	0	45 Christian Worley	0	20 Grant Umberger	0	<p>Home runs allowed</p> <table border="0" style="width: 100%;"> <tr><td>1. 47 Jonah Hurney</td><td style="text-align: right;">0</td></tr> <tr><td>44 Jackson Ritchey</td><td style="text-align: right;">0</td></tr> <tr><td>15 Nic Psimas</td><td style="text-align: right;">0</td></tr> <tr><td>45 Christian Worley</td><td style="text-align: right;">0</td></tr> <tr><td>20 Grant Umberger</td><td style="text-align: right;">0</td></tr> </table>	1. 47 Jonah Hurney	0	44 Jackson Ritchey	0	15 Nic Psimas	0	45 Christian Worley	0	20 Grant Umberger	0
1. 47 Jonah Hurney	0																															
42 Ryan Gleason	0																															
15 Nic Psimas	0																															
45 Christian Worley	0																															
20 Grant Umberger	0																															
1. 47 Jonah Hurney	0																															
42 Ryan Gleason	0																															
15 Nic Psimas	0																															
45 Christian Worley	0																															
20 Grant Umberger	0																															
1. 47 Jonah Hurney	0																															
44 Jackson Ritchey	0																															
15 Nic Psimas	0																															
45 Christian Worley	0																															
20 Grant Umberger	0																															
<p>Fielding pct</p> <table border="0" style="width: 100%;"> <tr><td>1. 32 Lucas Donlon</td><td style="text-align: right;">1.000</td></tr> <tr><td>37 Jonah Seagears</td><td style="text-align: right;">1.000</td></tr> <tr><td>5 Gehrig Ebel</td><td style="text-align: right;">1.000</td></tr> <tr><td>99 Brennan Reback</td><td style="text-align: right;">1.000</td></tr> <tr><td>11 Cade Swisher</td><td style="text-align: right;">1.000</td></tr> </table>	1. 32 Lucas Donlon	1.000	37 Jonah Seagears	1.000	5 Gehrig Ebel	1.000	99 Brennan Reback	1.000	11 Cade Swisher	1.000	<p>Chances</p> <table border="0" style="width: 100%;"> <tr><td>1. 7 TJ Rumfield</td><td style="text-align: right;">193</td></tr> <tr><td>2. 17 Cade Hunter</td><td style="text-align: right;">153</td></tr> <tr><td>3. 41 Dayne Leonard</td><td style="text-align: right;">138</td></tr> <tr><td>4. 8 Tanner Schobel</td><td style="text-align: right;">81</td></tr> <tr><td>5. 4 Fritz Genther</td><td style="text-align: right;">69</td></tr> </table>	1. 7 TJ Rumfield	193	2. 17 Cade Hunter	153	3. 41 Dayne Leonard	138	4. 8 Tanner Schobel	81	5. 4 Fritz Genther	69	<p>Putouts</p> <table border="0" style="width: 100%;"> <tr><td>1. 7 TJ Rumfield</td><td style="text-align: right;">184</td></tr> <tr><td>2. 17 Cade Hunter</td><td style="text-align: right;">144</td></tr> <tr><td>3. 41 Dayne Leonard</td><td style="text-align: right;">127</td></tr> <tr><td>4. 31 Jack Hurley</td><td style="text-align: right;">46</td></tr> <tr><td>5. 19 Gavin Cross</td><td style="text-align: right;">41</td></tr> </table>	1. 7 TJ Rumfield	184	2. 17 Cade Hunter	144	3. 41 Dayne Leonard	127	4. 31 Jack Hurley	46	5. 19 Gavin Cross	41
1. 32 Lucas Donlon	1.000																															
37 Jonah Seagears	1.000																															
5 Gehrig Ebel	1.000																															
99 Brennan Reback	1.000																															
11 Cade Swisher	1.000																															
1. 7 TJ Rumfield	193																															
2. 17 Cade Hunter	153																															
3. 41 Dayne Leonard	138																															
4. 8 Tanner Schobel	81																															
5. 4 Fritz Genther	69																															
1. 7 TJ Rumfield	184																															
2. 17 Cade Hunter	144																															
3. 41 Dayne Leonard	127																															
4. 31 Jack Hurley	46																															
5. 19 Gavin Cross	41																															
<p>Assists</p> <table border="0" style="width: 100%;"> <tr><td>1. 8 Tanner Schobel</td><td style="text-align: right;">52</td></tr> <tr><td>2. 26 Kevin Madden</td><td style="text-align: right;">48</td></tr> <tr><td>3. 4 Fritz Genther</td><td style="text-align: right;">37</td></tr> <tr><td>4. 41 Dayne Leonard</td><td style="text-align: right;">10</td></tr> <tr><td>5. 2 tied at.....</td><td style="text-align: right;">8</td></tr> </table>	1. 8 Tanner Schobel	52	2. 26 Kevin Madden	48	3. 4 Fritz Genther	37	4. 41 Dayne Leonard	10	5. 2 tied at.....	8	<p>Errors</p> <table border="0" style="width: 100%;"> <tr><td>1. 4 Fritz Genther</td><td style="text-align: right;">7</td></tr> <tr><td>2. 26 Kevin Madden</td><td style="text-align: right;">5</td></tr> <tr><td>3. 4 tied at.....</td><td style="text-align: right;">2</td></tr> </table>	1. 4 Fritz Genther	7	2. 26 Kevin Madden	5	3. 4 tied at.....	2	<p>Fielding double plays</p> <table border="0" style="width: 100%;"> <tr><td>1. 7 TJ Rumfield</td><td style="text-align: right;">12</td></tr> <tr><td>2. 8 Tanner Schobel</td><td style="text-align: right;">9</td></tr> <tr><td>3. 26 Kevin Madden</td><td style="text-align: right;">6</td></tr> <tr><td>4. 19 Gavin Cross</td><td style="text-align: right;">3</td></tr> <tr><td>4 Fritz Genther</td><td style="text-align: right;">3</td></tr> </table>	1. 7 TJ Rumfield	12	2. 8 Tanner Schobel	9	3. 26 Kevin Madden	6	4. 19 Gavin Cross	3	4 Fritz Genther	3				
1. 8 Tanner Schobel	52																															
2. 26 Kevin Madden	48																															
3. 4 Fritz Genther	37																															
4. 41 Dayne Leonard	10																															
5. 2 tied at.....	8																															
1. 4 Fritz Genther	7																															
2. 26 Kevin Madden	5																															
3. 4 tied at.....	2																															
1. 7 TJ Rumfield	12																															
2. 8 Tanner Schobel	9																															
3. 26 Kevin Madden	6																															
4. 19 Gavin Cross	3																															
4 Fritz Genther	3																															
<p>Stolen bases against</p> <table border="0" style="width: 100%;"> <tr><td>1. 17 Cade Hunter</td><td style="text-align: right;">12</td></tr> <tr><td>2. 41 Dayne Leonard</td><td style="text-align: right;">6</td></tr> <tr><td>3. 22 Ryan Okuda</td><td style="text-align: right;">3</td></tr> <tr><td>35 Ryan Metz</td><td style="text-align: right;">3</td></tr> <tr><td>5. 4 tied at.....</td><td style="text-align: right;">2</td></tr> </table>	1. 17 Cade Hunter	12	2. 41 Dayne Leonard	6	3. 22 Ryan Okuda	3	35 Ryan Metz	3	5. 4 tied at.....	2	<p>Caught stealing by</p> <table border="0" style="width: 100%;"> <tr><td>1. 34 Anthony Simonelli</td><td style="text-align: right;">3</td></tr> <tr><td>41 Dayne Leonard</td><td style="text-align: right;">3</td></tr> <tr><td>3. 3 Chris Gerard</td><td style="text-align: right;">2</td></tr> <tr><td>4. 5 tied at.....</td><td style="text-align: right;">1</td></tr> </table>	1. 34 Anthony Simonelli	3	41 Dayne Leonard	3	3. 3 Chris Gerard	2	4. 5 tied at.....	1	<p>Steal attempts against</p> <table border="0" style="width: 100%;"> <tr><td>1. 17 Cade Hunter</td><td style="text-align: right;">13</td></tr> <tr><td>2. 41 Dayne Leonard</td><td style="text-align: right;">9</td></tr> <tr><td>3. 34 Anthony Simonelli</td><td style="text-align: right;">5</td></tr> <tr><td>4. 35 Ryan Metz</td><td style="text-align: right;">4</td></tr> <tr><td>5. 3 tied at.....</td><td style="text-align: right;">3</td></tr> </table>	1. 17 Cade Hunter	13	2. 41 Dayne Leonard	9	3. 34 Anthony Simonelli	5	4. 35 Ryan Metz	4	5. 3 tied at.....	3		
1. 17 Cade Hunter	12																															
2. 41 Dayne Leonard	6																															
3. 22 Ryan Okuda	3																															
35 Ryan Metz	3																															
5. 4 tied at.....	2																															
1. 34 Anthony Simonelli	3																															
41 Dayne Leonard	3																															
3. 3 Chris Gerard	2																															
4. 5 tied at.....	1																															
1. 17 Cade Hunter	13																															
2. 41 Dayne Leonard	9																															
3. 34 Anthony Simonelli	5																															
4. 35 Ryan Metz	4																															
5. 3 tied at.....	3																															
<p>Passed balls</p> <table border="0" style="width: 100%;"> <tr><td>1. 41 Dayne Leonard</td><td style="text-align: right;">2</td></tr> <tr><td>17 Cade Hunter</td><td style="text-align: right;">2</td></tr> <tr><td>5 Gehrig Ebel</td><td style="text-align: right;">2</td></tr> </table>	1. 41 Dayne Leonard	2	17 Cade Hunter	2	5 Gehrig Ebel	2	<p>Catchers interference</p> <table border="0" style="width: 100%;"> <tr><td>1. 17 Cade Hunter</td><td style="text-align: right;">1</td></tr> </table>	1. 17 Cade Hunter	1																							
1. 41 Dayne Leonard	2																															
17 Cade Hunter	2																															
5 Gehrig Ebel	2																															
1. 17 Cade Hunter	1																															

MISCELLANEOUS



2021 VT Baseball
Miscellaneous Stats for Virginia Tech (as of Apr 08, 2021)
(All games)



Multiple Hit Games	2	3	4	5+	Total	Multiple RBI Games	2	3	4	5+	Total
7 TJ Rumfield	12	2	-	-	14	19 Gavin Cross	3	2	1	1	7
19 Gavin Cross	9	2	2	-	13	8 Tanner Schobel	4	1	1	-	6
26 Kevin Madden	9	1	1	-	11	26 Kevin Madden	4	1	-	-	5
31 Jack Hurley	6	2	-	-	8	7 TJ Rumfield	2	1	-	1	4
8 Tanner Schobel	6	1	-	-	7	31 Jack Hurley	3	1	-	-	4
11 Cade Swisher	3	-	-	-	3	17 Cade Hunter	2	1	-	-	3
23 Tanner Thomas	3	-	-	-	3	32 Lucas Donlon	1	1	1	-	3
4 Fritz Genther	1	2	-	-	3	11 Cade Swisher	2	-	-	-	2
41 Dayne Leonard	2	-	-	-	2	4 Fritz Genther	1	-	1	-	2
17 Cade Hunter	2	-	-	-	2	41 Dayne Leonard	1	1	-	-	2
29 Carson Jones	2	-	-	-	2	33 Nick Holesa	1	-	-	-	1
32 Lucas Donlon	1	-	-	-	1	29 Carson Jones	1	-	-	-	1
24 Nick Biddison	1	-	-	-	1	TEAM	25	9	4	2	40
TEAM	57	10	3	0	70						

Hitting Streaks	Longest	Current	Reached Base Streaks	Longest	Current
7 TJ Rumfield	10	-	7 TJ Rumfield	18	2
26 Kevin Madden	8	-	31 Jack Hurley	13	13
8 Tanner Schobel	8	2	19 Gavin Cross	11	7
31 Jack Hurley	8	8	8 Tanner Schobel	9	2
19 Gavin Cross	7	7	41 Dayne Leonard	9	9
11 Cade Swisher	5	1	11 Cade Swisher	8	2
41 Dayne Leonard	5	5	26 Kevin Madden	8	-
32 Lucas Donlon	4	4	23 Tanner Thomas	7	1
23 Tanner Thomas	4	1	17 Cade Hunter	6	-
17 Cade Hunter	3	-	37 Jonah Seagears	5	-
4 Fritz Genther	2	-	32 Lucas Donlon	4	4
37 Jonah Seagears	2	-	4 Fritz Genther	3	-

STARTERS SUMMARY

Player	GS	Position											Batting Order																											
		p	c	1b	2b	3b	ss	lf	cf	rf	of	dh	1st	2nd	3rd	4th	5th	6th	7th	8th	9th																			
7 TJ Rumfield	25	.	.	23	2	.	.	12	13			
8 Tanner Schobel	25	.	.	.	22	.	3	10	.	5	.	3	7			
26 Kevin Madden	25	25	3	7	7	5	3			
19 Gavin Cross	24	.	.	2	18	.	4	14	10			
4 Fritz Genther	22	22	1	.	21	.	.		
31 Jack Hurley	21	21	17	4		
11 Cade Swisher	15	2	.	13	8	7			
37 Jonah Seagear	14	11	.	3	3	.	.	.	3	4	3	1		
23 Tanner Thoma	13	8	7	1	5			
41 Dayne Leonard	12	.	12	12	.	.	.		
17 Cade Hunter	12	.	12	1	11	.	.	.		
29 Carson Jones	9	6	1	2	3	1	5		
30 Peyton Alford	6	6	
3 Chris Gerard	5	5	
34 Anthony Simon	5	5
12 Shane Connoll	3	3	
99 Brennan Rebac	3	3	2	1	
32 Lucas Donlon	3	.	.	.	2	1	3		
44 Jackson Ritche	2	2		

GAME HIGHS



**2021 VT Baseball
Season Game Highs for Virginia Tech (as of Apr 08, 2021)
(All games)**

TEAM GAME HIGHS

Batting

At bats:	43	-	at Clemson (Mar 20, 2021)
	43	-	at ETSU (Apr 06, 2021)
Runs scored:	22	-	vs Radford (Feb 23, 2021)
Hits:	16	-	vs Radford (Feb 23, 2021)
RBIs:	18	-	vs Radford (Feb 23, 2021)
Doubles:	5	-	vs Radford (Feb 23, 2021)
	5	-	at ETSU (Apr 06, 2021)
Triples:	1	-	(5 times)
Home runs:	3	-	vs Radford (Feb 23, 2021)
	3	-	at Clemson (Mar 20, 2021)
Total bases:	30	-	vs Radford (Feb 23, 2021)
Walks:	8	-	vs VCU (Mar 09, 2021)
	8	-	at Clemson (Mar 20, 2021)
Strikeouts:	15	-	vs Boston College (Apr 02, 2021)
Sac hits:	1	-	(4 times)
Sac flies:	3	-	vs Radford (Feb 23, 2021)
Stolen bases:	6	-	at Clemson (Mar 20, 2021)
Hit by pitch:	6	-	vs Radford (Feb 23, 2021)
Caught stealing:	4	-	vs UNCG (Mar 16, 2021)
Runners LOB:	15	-	vs VCU (Mar 09, 2021)
	15	-	at Clemson (Mar 20, 2021)
Hit into DP:	4	-	vs Boston College (Apr 03, 2021)

Fielding

Putouts:	27	-	(22 times)
Assists:	15	-	at Miami (FL) (Feb 26, 2021)
Errors:	3	-	vs North Carolina (Mar 07, 2021)
	3	-	vs Florida State (Mar 14, 2021)
	3	-	vs Boston College (Apr 02, 2021)
Passed balls:	2	-	vs VCU (Mar 10, 2021)
DPs turned:	2	-	vs Radford (Feb 23, 2021)
	2	-	vs Boston College (Apr 03, 2021)

Pitching

Innings pitched:	9.0	-	(22 times)
Runs allowed:	14	-	vs Florida State (Mar 14, 2021)
Earned runs:	11	-	vs Florida State (Mar 14, 2021)
Walks allowed:	8	-	vs North Carolina (Mar 07, 2021)
Strikeouts:	21	-	vs North Carolina (Mar 05, 2021)
Hits allowed:	18	-	vs Florida State (Mar 14, 2021)
Doubles allowed:	4	-	(4 times)
Triples allowed:	1	-	vs Radford (Feb 23, 2021)
	1	-	vs VCU (Mar 10, 2021)
	1	-	at Clemson (Mar 19, 2021)
Homers allowed:	4	-	vs Florida State (Mar 14, 2021)
Wild pitches:	7	-	vs UNCG (Mar 16, 2021)
Hit batters:	3	-	vs Kent State (Feb 21, 2021)
	2	-	vs North Carolina (Mar 07, 2021)

3 - vs Florida State (Mar 14, 2021)

SUMMARY



2021 VT Baseball
Games Summary for Virginia Tech (as of Apr 08, 2021)
(All games)



Score by innings	1	2	3	4	5	6	7	8	9	Total
Virginia Tech	13	23	20	7	22	24	22	22	16	169
Opponents	25	21	11	14	8	14	15	9	9	126

Record when ...

Overall	16-9	After 6 leading	12-1
Conference	11-7 trailing	2-7
Non-Conference	5-2 tied	2-1
Home games	9-6	After 7 leading	12-1
Away games	7-3 trailing	1-7
Neutral site	0-0 tied	3-1
Day games	14-7	After 8 leading	14-0
Night games	2-2 trailing	1-9
vs Left starter	3-2 tied	1-0
vs Right starter	13-7		
1-Run games	3-0	Hit 0 home runs	3-4
2-Run games	3-2	... 1 home run	6-2
5+Run games	5-3	... 2+ home runs	7-3
Extra innings	0-0		
Shutouts	1-1	Opponent 0 home runs	9-2
	 1 home run	6-4
Scoring 0-2 runs	0-4 2+ HRs	1-3
..... 3-5 runs	5-2		
..... 6-9 runs	6-3	Made 0 errors	8-2
..... 10+ runs	5-0 1 error	4-2
	 2+ errors	4-5
Opponent 0-2 runs	5-0		
..... 3-5 runs	8-2	Opp. made 0 errors	6-2
..... 6-9 runs	3-5 1 error	3-4
..... 10+ runs	0-2 2+ errors	7-3
Scored in 1st inning	7-3	Out-hit opponent	12-2
Opp. scored in 1st	8-5	Out-hit by opponent	2-6
Scores first	8-4	Hits are tied	2-1
Opp. scores first	8-5		

Record when team scores:

Runs	0	1	2	3	4	5	6	7	8	9	10+
W-L	0-1	0-0	0-3	1-1	1-1	3-0	2-1	0-2	2-0	2-0	5-0

Record when opponent scores:

Runs	0	1	2	3	4	5	6	7	8	9	10+
W-L	1-0	2-0	2-0	3-1	3-1	2-0	2-1	0-2	0-1	1-1	0-2

Record when leading after:

Inn.	1	2	3	4	5	6	7	8
W-L	4-2	7-2	9-1	8-2	10-1	12-1	12-1	14-0

Record when trailing after:

Inn.	1	2	3	4	5	6	7	8
W-L	6-5	4-6	4-5	4-5	4-5	2-7	1-7	1-9

Record when tied after:

Inn.	1	2	3	4	5	6	7	8
W-L	6-2	5-1	3-3	4-2	2-3	2-1	3-1	1-0

Current winning streak: 3
Longest winning streak: 4
Longest losing streak: 3

Home attendance : 10571 (15 dates avg = 704)
Away attendance : 6675 (10 dates avg = 667)
Total attendance: 17246 (25 dates avg = 689)

PLAYER STATS

#34 Anthony Simonelli - 1 game (All games)

Date	Opponent	Pos	AB	R	H	RBI	2B	3B	HR	BB	SB	CS	HBP	SAC	SF	GDP	K	PO	A	E	Avg
Apr 02	BOSTON COLLEGE	*p	0	0	0	0	0	0	0	0	0	0	0	0	0	0	0	1	2	0	.000
Totals		1gs	0	0	0	0	0	0	0	0	0	0	0	0	0	0	0	1	2	0	.000

On base pct. .000 • Slugging pct. .000

#34 Anthony Simonelli - 5 appearances (All games)

Date	Opponent	GS	IP	H	R	ER	BB	SO	2B	3B	HR	WP	BK	HBP	IBB	Score	W-L	Sv	ERA	NP
Feb 21	KENT STATE-2	*	5.1	3	1	1	0	4	0	0	0	0	0	2	0	9-2	1-0	0	1.69	85
Feb 28	at Miami (FL)	*	4.2	4	4	2	5	4	0	0	1	0	0	0	1	9-6	1-0	0	2.70	94
Mar 07	NORTH CAROLINA	*	4.0	6	5	5	2	6	2	0	0	0	0	1	0	6-9	1-0	0	5.14	79
Mar 27	at Pitt	*	5.0	3	1	1	1	7	0	0	0	0	0	0	0	8-4	2-0	0	4.26	88
Apr 02	BOSTON COLLEGE	*	5.0	4	4	3	2	6	0	0	1	0	0	0	0	6-5	2-0	0	4.50	91
Totals		5	24.0	20	15	12	10	27	2	0	2	0	0	3	1	38-26	2-0	0	4.50	-

#9 Brennan Reback - 9 games (All games)

Date	Opponent	Pos	AB	R	H	RBI	2B	3B	HR	BB	SB	CS	HBP	SAC	SF	GDP	K	PO	A	E	Avg
Feb 21	KENT STATE-1	*of	3	1	0	0	0	0	0	1	1	0	0	0	0	0	1	2	0	0	.000
Feb 21	KENT STATE-2	*of	0	0	0	0	0	0	0	0	0	0	0	0	0	0	0	0	0	0	.000
Feb 23	RADFORD	ph/of	0	2	0	0	0	0	0	1	0	0	1	0	0	0	0	2	0	0	.000
Feb 26	at Miami (FL)	*of	3	0	0	0	0	0	0	0	0	0	0	0	0	0	3	0	0	0	.000
Feb 28	at Miami (FL)	of	0	0	0	0	0	0	0	0	0	0	0	0	0	0	0	0	0	0	.000
Mar 05	NORTH CAROLINA	of	0	0	0	0	0	0	0	0	0	0	0	0	0	0	0	0	0	0	.000
Mar 07	NORTH CAROLINA	of	0	0	0	0	0	0	0	0	0	0	0	0	0	0	0	0	0	0	.000
Mar 09	VCU	pr	0	0	0	0	0	0	0	0	0	0	0	0	0	0	0	0	0	0	.000
Mar 10	VCU	*of	0	0	0	0	0	0	0	0	0	0	0	0	0	0	0	1	0	0	.000
Totals		3gs	6	3	0	0	0	0	0	2	1	0	1	0	0	0	4	5	0	0	.000

On base pct. .333 • Slugging pct. .000

#3 Chris Gerard - 4 games (All games)

Date	Opponent	Pos	AB	R	H	RBI	2B	3B	HR	BB	SB	CS	HBP	SAC	SF	GDP	K	PO	A	E	Avg
Feb 27	at Miami (FL)	*p	0	0	0	0	0	0	0	0	0	0	0	0	0	0	0	0	1	0	.000
Mar 06	NORTH CAROLINA	*p	0	0	0	0	0	0	0	0	0	0	0	0	0	0	0	0	2	0	.000
Mar 13	FLORIDA STATE	*p	0	0	0	0	0	0	0	0	0	0	0	0	0	0	0	0	2	0	.000
Mar 20	at Clemson	*p	0	0	0	0	0	0	0	0	0	0	0	0	0	0	0	0	1	0	.000
Totals		4gs	0	0	0	0	0	0	0	0	0	0	0	0	0	0	0	0	6	0	.000

On base pct. .000 • Slugging pct. .000

#3 Chris Gerard - 5 appearances (All games)

Date	Opponent	GS	IP	H	R	ER	BB	SO	2B	3B	HR	WP	BK	HBP	IBB	Score	W-L	Sv	ERA	NP
Feb 21	KENT STATE-1	*	6.0	4	1	1	2	7	3	0	0	1	0	0	0	3-1	1-0	0	1.50	85
Feb 27	at Miami (FL)	*	6.0	6	3	3	2	4	0	0	0	2	0	1	0	0-3	1-1	0	3.00	97
Mar 06	NORTH CAROLINA	*	5.0	8	3	3	2	8	0	0	1	1	0	1	0	6-4	1-1	0	3.71	102
Mar 13	FLORIDA STATE	*	7.0	2	0	0	2	8	0	0	0	0	0	1	0	5-0	2-1	0	2.62	112
Mar 20	at Clemson	*	3.0	0	0	0	1	2	0	0	0	0	0	1	0	11-3	2-1	0	2.33	-
Totals		5	27.0	20	7	7	9	29	3	0	1	4	0	4	0	25-11	2-1	0	2.33	-

PLAYER STATS

#17 Cade Hunter - 14 games (All games)

Date	Opponent	Pos	AB	R	H	RBI	2B	3B	HR	BB	SB	CS	HBP	SAC	SF	GDP	K	PO	A	E	Avg
Feb 21	KENT STATE-1	*c	3	0	0	0	0	0	0	0	0	0	0	0	0	0	2	9	1	0	.000
Feb 23	RADFORD	*c	3	1	1	3	0	0	1	0	0	0	1	0	0	0	0	10	0	0	.167
Feb 26	at Miami (FL)	*c	4	1	1	2	0	0	1	0	0	0	0	0	0	0	2	11	1	0	.200
Feb 27	at Miami (FL)	*c	3	0	0	0	0	0	0	0	0	0	0	0	0	0	1	7	0	0	.154
Feb 28	at Miami (FL)	ph/c	2	0	0	0	0	0	0	0	0	0	1	0	0	0	0	4	0	0	.133
Mar 05	NORTH CAROLINA	*c	4	1	2	2	0	0	1	0	0	0	0	0	0	0	1	21	0	0	.211
Mar 06	NORTH CAROLINA	*c	3	0	0	1	0	0	0	0	0	0	0	0	1	0	0	14	1	0	.182
Mar 09	VCU	*c	4	1	2	1	0	0	0	1	0	0	0	0	0	0	1	13	1	1	.231
Mar 10	VCU	c	2	0	1	0	0	0	0	0	0	0	0	0	0	0	0	7	1	0	.250
Mar 12	FLORIDA STATE	*c	4	0	1	0	0	0	0	0	0	0	0	0	0	0	3	14	1	0	.250
Mar 13	FLORIDA STATE	*c	3	0	0	0	0	0	0	0	0	0	1	0	0	0	2	10	0	0	.229
Mar 14	FLORIDA STATE	*c	2	1	0	0	0	0	0	1	0	0	0	0	0	0	0	7	0	0	.216
Mar 16	UNCG	*c	3	0	0	0	0	0	0	1	0	0	0	0	0	1	1	9	1	0	.200
Mar 19	at Clemson	*c	2	0	0	0	0	0	0	0	0	0	0	0	0	0	2	8	1	0	.190
Totals		12gs	42	5	8	9	0	0	3	3	0	0	3	0	1	1	15	144	8	1	.190

On base pct. .286 • Slugging pct. .405

#29 Carson Jones - 17 games (All games)

Date	Opponent	Pos	AB	R	H	RBI	2B	3B	HR	BB	SB	CS	HBP	SAC	SF	GDP	K	PO	A	E	Avg
Feb 21	KENT STATE-2	ph	1	0	1	1	0	0	0	0	0	0	0	0	0	0	0	0	0	0	1.000
Feb 23	RADFORD	pr/dh	2	2	2	1	1	0	0	1	0	0	0	0	0	0	0	0	0	0	1.000
Mar 10	VCU	of	1	0	0	0	0	0	0	0	0	0	0	0	0	0	1	2	0	0	.750
Mar 12	FLORIDA STATE	ph	1	0	0	0	0	0	0	0	0	0	0	0	0	0	0	0	0	0	.600
Mar 13	FLORIDA STATE	ph/of	1	0	0	1	0	0	0	0	0	0	0	0	1	1	0	0	0	0	.500
Mar 14	FLORIDA STATE	*of	3	1	2	0	2	0	0	1	0	0	0	0	0	0	0	1	0	0	.556
Mar 16	UNCG	*of	4	0	0	0	0	0	0	0	0	0	0	0	0	0	0	1	0	0	.385
Mar 19	at Clemson	*of	5	1	1	0	0	0	0	0	0	0	0	0	0	0	2	0	0	0	.333
Mar 20	at Clemson	*of/of	5	1	1	0	0	0	0	1	2	0	0	0	0	0	3	3	0	0	.304
Mar 21	at Clemson	*of	3	0	0	0	0	0	0	0	0	0	0	0	0	0	1	0	0	0	.269
Mar 26	at Pitt	of	1	0	0	0	0	0	0	0	0	0	0	0	0	0	1	1	0	0	.259
Mar 27	at Pitt	*of	3	0	1	2	0	0	0	1	0	0	0	0	1	0	0	0	0	0	.267
Mar 28	at Pitt	*of	5	1	1	1	0	0	1	0	0	0	0	0	0	0	2	1	0	0	.257
Apr 01	BOSTON COLLEGE	*of	2	0	0	1	0	0	0	0	0	0	0	0	1	0	0	1	0	0	.243
Apr 02	BOSTON COLLEGE	*of	4	1	1	0	0	0	0	0	0	0	0	0	0	0	2	1	0	1	.244
Apr 03	BOSTON COLLEGE	pr/of	0	0	0	0	0	0	0	0	0	0	0	0	0	0	0	0	0	0	.244
Apr 06	at ETSU	ph/of	1	0	0	0	0	0	0	0	0	0	0	0	0	0	1	3	0	0	.238
Totals		9gs	42	7	10	7	3	0	1	4	2	0	0	0	3	1	13	14	0	1	.238

On base pct. .286 • Slugging pct. .381

#11 Cade Swisher - 18 games (All games)

Date	Opponent	Pos	AB	R	H	RBI	2B	3B	HR	BB	SB	CS	HBP	SAC	SF	GDP	K	PO	A	E	Avg
Feb 21	KENT STATE-1	*dh	1	1	0	1	0	0	0	3	0	0	0	0	0	0	0	0	0	0	.000
Feb 21	KENT STATE-2	*dh	2	0	0	2	0	0	0	1	0	0	0	0	1	0	0	0	0	0	.000
Feb 23	RADFORD	*dh	2	0	0	0	0	0	0	0	0	0	0	0	0	0	1	0	0	0	.000
Mar 07	NORTH CAROLINA	ph/dh	3	0	0	0	0	0	0	0	0	0	0	0	0	0	2	0	0	0	.000
Mar 09	VCU	*dh	4	1	2	2	1	0	0	1	0	0	0	0	0	0	2	0	0	0	.167
Mar 10	VCU	*dh	1	0	0	0	0	0	0	1	0	0	0	0	0	0	0	0	0	0	.154
Mar 12	FLORIDA STATE	*dh	3	0	0	0	0	0	0	0	0	0	0	0	0	0	1	0	0	0	.125
Mar 14	FLORIDA STATE	ph/of	2	0	2	0	1	0	0	0	0	0	0	0	0	0	0	0	0	0	.222
Mar 16	UNCG	*dh	3	0	2	1	1	0	0	1	0	1	0	0	0	0	1	0	0	0	.286
Mar 19	at Clemson	*dh	4	0	1	0	0	0	0	0	0	0	0	0	0	0	3	0	0	0	.280
Mar 20	at Clemson	*of	3	2	1	1	0	0	1	2	1	0	0	0	0	0	0	0	0	0	.286
Mar 21	at Clemson	*of	4	0	1	0	0	0	0	0	0	1	0	0	0	0	2	1	0	0	.281
Mar 26	at Pitt	*dh	4	0	0	0	0	0	0	0	0	0	1	0	0	0	2	0	0	0	.250
Mar 27	at Pitt	*dh	4	1	1	0	1	0	0	1	1	0	0	0	0	0	1	0	0	0	.250
Mar 28	at Pitt	*dh	4	1	1	0	0	0	0	1	0	0	0	0	0	0	2	0	0	0	.250
Apr 01	BOSTON COLLEGE	*dh	3	0	0	0	0	0	0	0	0	0	0	0	0	0	2	0	0	0	.234
Apr 03	BOSTON COLLEGE	*dh	3	0	0	0	0	0	0	1	0	0	0	0	0	0	1	0	0	0	.220
Apr 06	at ETSU	ph	1	1	1	0	1	0	0	0	0	0	0	0	0	0	0	0	0	0	.235
Totals		15gs	51	7	12	7	5	0	1	12	2	2	1	0	1	0	20	1	0	0	.235

On base pct. .385 • Slugging pct. .392

VIRGINIA TECH BASEBALL

PLAYER STATS

#45 Christian Worley - 2 appearances (All games)

Date	Opponent	GS	IP	H	R	ER	BB	SO	2B	3B	HR	WP	BK	HBP	IBB	Score	W-L	Sv	ERA	NP
Mar 16	UNCG		0.2	0	0	0	0	2	0	0	0	0	0	0	0	2-7	0-0	0	0.00	6
Apr 06	at ETSU		1.0	1	0	0	1	1	0	0	0	0	0	0	0	15-5	0-0	0	0.00	22
Totals		0	1.2	1	0	0	1	3	0	0	0	0	0	0	0	17-12	0-0	0	0.00	-

#41 Dayne Leonard - 16 games (All games)

Date	Opponent	Pos	AB	R	H	RBI	2B	3B	HR	BB	SB	CS	HBP	SAC	SF	GDP	K	PO	A	E	Avg
Feb 21	KENT STATE-2	*c	3	1	0	0	0	0	0	1	0	0	0	0	0	0	2	8	1	0	.000
Feb 23	RADFORD	ph/3b	1	2	1	3	1	0	0	0	0	0	1	0	0	0	0	0	0	0	.250
Feb 28	at Miami (FL)	*c	2	0	0	0	0	0	0	0	0	0	0	0	0	0	1	3	2	0	.167
Mar 07	NORTH CAROLINA	*c	3	0	0	0	0	0	0	1	0	0	0	0	0	0	3	13	1	0	.111
Mar 12	FLORIDA STATE	2b	0	0	0	0	0	0	0	0	0	0	0	0	0	0	0	1	0	0	.111
Mar 14	FLORIDA STATE	c	1	0	0	1	0	0	0	0	0	0	0	0	0	0	0	1	0	0	.100
Mar 19	at Clemson	c	1	0	0	0	0	0	0	0	0	0	0	0	0	0	1	2	0	0	.091
Mar 20	at Clemson	*c	4	0	0	2	0	0	0	1	0	0	0	1	0	0	2	8	0	0	.067
Mar 21	at Clemson	*c	2	1	1	1	0	0	1	1	0	0	0	0	0	0	1	13	0	0	.118
Mar 26	at Pitt	*c	2	1	0	0	0	0	0	2	0	0	1	0	0	0	1	13	1	0	.105
Mar 27	at Pitt	*c	3	0	0	0	0	0	0	1	0	0	0	0	0	0	0	13	3	0	.091
Mar 28	at Pitt	*c	3	2	1	0	0	0	0	1	0	0	1	0	0	0	2	13	0	0	.120
Apr 01	BOSTON COLLEGE	*c	3	0	2	0	1	0	0	1	0	0	0	0	0	0	0	14	0	1	.179
Apr 02	BOSTON COLLEGE	*c	4	0	1	1	0	0	0	0	0	0	0	0	0	0	2	11	1	0	.188
Apr 03	BOSTON COLLEGE	*c	4	0	2	0	0	0	0	0	0	0	0	0	0	0	0	5	0	0	.222
Apr 06	at ETSU	*c	4	0	1	1	1	0	0	0	0	0	0	0	0	1	2	9	1	0	.225
Totals		12gs	40	7	9	9	3	0	1	9	0	0	3	1	0	1	17	127	10	1	.225

On base pct. .404 • Slugging pct. .375

#4 Fritz Genther - 24 games (All games)

Date	Opponent	Pos	AB	R	H	RBI	2B	3B	HR	BB	SB	CS	HBP	SAC	SF	GDP	K	PO	A	E	Avg
Feb 21	KENT STATE-1	*ss	3	0	0	0	0	0	0	0	0	0	0	0	0	0	1	0	3	0	.000
Feb 21	KENT STATE-2	*ss	2	1	0	0	0	0	0	2	2	0	0	0	0	0	0	1	0	0	.000
Feb 23	RADFORD	*ss	5	3	3	0	0	0	0	1	0	0	0	0	0	0	1	0	2	1	.300
Feb 26	at Miami (FL)	*ss	3	0	0	0	0	0	0	0	0	0	0	0	0	0	1	2	4	0	.231
Feb 27	at Miami (FL)	*ss	3	0	0	0	0	0	0	0	0	0	0	0	0	0	2	4	4	0	.188
Feb 28	at Miami (FL)	*ss	5	1	1	1	0	0	1	0	0	1	0	0	0	0	3	2	1	1	.190
Mar 05	NORTH CAROLINA	*ss	4	1	1	0	0	0	0	0	0	0	0	0	0	0	1	0	1	0	.200
Mar 06	NORTH CAROLINA	*ss	4	0	0	0	0	0	0	0	0	0	0	0	0	0	1	2	2	1	.172
Mar 07	NORTH CAROLINA	*ss	1	1	0	0	0	0	0	2	0	0	1	0	0	0	0	1	1	1	.167
Mar 09	VCU	ss	0	0	0	0	0	0	0	0	0	0	0	0	0	0	0	0	0	0	.167
Mar 10	VCU	*ss	5	0	1	1	1	0	0	0	0	0	0	0	0	0	0	2	1	1	.171
Mar 12	FLORIDA STATE	*ss	2	0	0	1	0	0	0	0	0	0	0	0	1	0	2	1	0	0	.162
Mar 13	FLORIDA STATE	*ss	4	1	1	0	1	0	0	0	1	0	0	0	0	0	1	2	3	0	.171
Mar 14	FLORIDA STATE	*ss	5	0	1	0	0	0	0	0	0	0	0	0	0	0	2	2	3	0	.174
Mar 16	UNCG	*ss	0	0	0	0	0	0	0	0	0	0	0	0	0	0	0	1	1	0	.174
Mar 19	at Clemson	*ss	3	0	0	0	0	0	0	0	0	0	0	0	0	0	0	1	0	0	.163
Mar 20	at Clemson	*ss	4	2	3	4	1	0	1	1	0	0	0	0	0	0	1	2	1	0	.208
Mar 21	at Clemson	*ss	3	0	2	0	1	0	0	0	0	0	0	0	0	0	1	0	3	0	.232
Mar 26	at Pitt	*ss	2	0	0	0	0	0	0	2	0	0	0	1	0	0	0	0	0	0	.224
Mar 27	at Pitt	*ss	4	0	0	0	0	0	0	0	0	0	0	0	0	0	1	2	3	0	.210
Mar 28	at Pitt	*ss	3	1	1	2	1	0	0	2	0	0	0	0	0	0	0	0	2	0	.215
Apr 01	BOSTON COLLEGE	*ss	4	0	0	0	0	0	0	0	0	0	0	0	0	1	1	0	1	1	.203
Apr 02	BOSTON COLLEGE	*ss	1	0	0	0	0	0	0	0	0	0	0	0	0	0	1	0	1	1	.200
Apr 06	at ETSU	ss	1	0	0	0	0	0	0	0	0	0	0	0	0	0	0	0	0	0	.197
Totals		22gs	71	11	14	9	5	0	2	10	3	1	1	1	1	1	20	25	37	7	.197

On base pct. .301 • Slugging pct. .352

PLAYER STATS

#19 Gavin Cross - 24 games (All games)

Date	Opponent	Pos	AB	R	H	RBI	2B	3B	HR	BB	SB	CS	HBP	SAC	SF	GDP	K	PO	A	E	Avg
Feb 21	KENT STATE-1	*of	4	0	0	0	0	0	0	0	0	0	0	0	0	0	1	3	0	0	.000
Feb 21	KENT STATE-2	*of	4	2	2	3	0	0	1	0	0	0	0	0	1	0	1	7	0	0	.250
Feb 23	RADFORD	*of	4	2	2	2	1	0	0	0	0	0	1	0	1	0	0	1	0	0	.333
Feb 26	at Miami (FL)	*1b	4	1	1	0	0	1	0	0	0	0	0	0	0	0	0	6	1	0	.312
Feb 27	at Miami (FL)	*of	4	0	0	0	0	0	0	0	0	0	0	0	0	0	2	0	0	0	.250
Feb 28	at Miami (FL)	*of	4	2	2	2	0	0	1	1	0	0	0	0	0	0	0	3	0	0	.292
Mar 05	NORTH CAROLINA	*1b	5	2	3	1	2	0	0	0	0	0	0	0	0	0	1	2	1	0	.345
Mar 06	at NORTH CAROLINA	*of	2	1	0	0	0	0	0	2	0	1	0	0	0	0	0	0	0	0	.323
Mar 07	NORTH CAROLINA	*of	2	2	0	0	0	0	0	1	0	0	2	0	0	0	1	3	1	0	.303
Mar 09	VCU	*of	5	1	1	0	1	0	0	1	0	1	0	0	0	0	0	1	1	0	.289
Mar 10	VCU	*of	5	3	4	0	0	1	0	0	2	0	0	0	0	0	0	1	0	0	.349
Mar 12	FLORIDA STATE	*of	5	1	2	1	0	0	1	0	0	0	0	0	0	0	1	4	0	0	.354
Mar 13	FLORIDA STATE	*dh	2	1	1	0	0	0	0	0	0	0	2	0	0	0	1	0	0	0	.360
Mar 14	FLORIDA STATE	*dh	2	1	2	3	0	0	1	1	0	1	0	0	1	0	0	0	0	0	.385
Mar 19	at Clemson	*of	4	0	1	0	0	0	0	0	0	0	0	0	0	0	0	1	0	0	.375
Mar 20	at Clemson	*dh	4	0	2	1	0	0	0	1	0	0	0	0	0	0	0	0	0	0	.383
Mar 21	at Clemson	*dh	4	0	0	0	0	0	0	0	0	0	0	0	0	0	3	0	0	0	.359
Mar 26	at Pitt	*of	3	1	3	4	1	0	1	1	0	0	0	0	1	0	0	2	0	0	.388
Mar 27	at Pitt	*of	5	2	2	0	0	0	0	0	0	0	0	0	0	0	0	4	0	0	.389
Mar 28	at Pitt	*of	4	0	1	0	0	0	0	1	0	0	0	0	0	0	2	1	0	0	.382
Apr 01	BOSTON COLLEGE	*of	5	0	1	0	0	0	0	0	0	1	0	0	0	0	2	0	0	0	.370
Apr 02	BOSTON COLLEGE	*of	5	2	2	0	0	0	0	0	0	0	0	0	0	0	3	0	0	1	.372
Apr 03	BOSTON COLLEGE	*of	4	1	2	2	0	0	1	0	0	0	0	0	0	0	1	1	0	0	.378
Apr 06	at ETSU	*of	6	2	4	7	1	1	1	0	0	0	0	0	0	0	1	1	0	0	.396
Totals		24gs	96	27	38	26	6	3	7	9	2	4	5	0	4	0	20	41	4	1	.396

On base pct. .456 • Slugging pct. .740

#5 Gehrig Ebel - 6 games (All games)

Date	Opponent	Pos	AB	R	H	RBI	2B	3B	HR	BB	SB	CS	HBP	SAC	SF	GDP	K	PO	A	E	Avg
Feb 23	RADFORD	ph/c	2	0	1	1	0	0	0	0	0	0	0	0	0	0	1	3	0	0	.500
Mar 05	NORTH CAROLINA	pr	0	0	0	0	0	0	0	0	0	0	0	0	0	0	0	0	0	0	.500
Mar 10	VCU	*c	2	0	0	0	0	0	0	0	0	0	0	0	0	0	0	4	0	0	.250
Mar 12	FLORIDA STATE	pr	0	0	0	0	0	0	0	0	0	0	0	0	0	0	0	0	0	0	.250
Mar 14	FLORIDA STATE	ph	0	1	0	0	0	0	0	1	0	0	0	0	0	0	0	0	0	0	.250
Apr 06	at ETSU	c	1	0	0	0	0	0	0	0	0	0	0	0	0	0	0	1	0	0	.200
Totals		1gs	5	1	1	1	0	0	0	1	0	0	0	0	0	0	1	8	0	0	.200

On base pct. .333 • Slugging pct. .200

#51 Graham Firoved - 9 appearances (All games)

Date	Opponent	GS	IP	H	R	ER	BB	SO	2B	3B	HR	WP	BK	HBP	IBB	Score	W-L	Sv	ERA	NP
Feb 21	KENT STATE-2		0.0	1	0	0	0	0	0	0	0	0	0	0	0	9-2	0-0	0	0.00	4
Mar 06	NORTH CAROLINA		2.0	0	0	0	2	6	0	0	0	0	0	0	0	6-4	1-0	0	0.00	43
Mar 09	VCU		2.0	1	0	0	0	2	1	0	0	1	0	0	0	10-9	1-0	0	0.00	26
Mar 13	FLORIDA STATE		0.0	0	0	0	0	0	0	0	0	0	0	1	0	5-0	1-0	0	0.00	1
Mar 14	FLORIDA STATE		0.2	0	1	1	1	0	0	0	0	0	0	0	0	7-14	1-0	0	1.93	17
Mar 21	at Clemson		0.2	0	1	1	1	1	0	0	0	0	0	0	0	2-4	1-0	0	3.38	-
Mar 28	at Pitt		2.0	2	3	3	2	4	0	0	0	1	0	1	0	8-4	1-0	0	6.14	42
Apr 03	BOSTON COLLEGE		0.1	0	0	0	0	0	0	0	0	0	0	0	0	4-3	1-0	1	5.87	3
Apr 06	at ETSU		1.0	0	0	0	0	1	0	0	0	0	0	0	0	15-5	1-0	1	5.19	12
Totals		0	8.2	4	5	5	6	14	1	0	0	2	0	2	0	66-45	1-0	1	5.19	-

#46 Griffin Green - 4 appearances (All games)

Date	Opponent	GS	IP	H	R	ER	BB	SO	2B	3B	HR	WP	BK	HBP	IBB	Score	W-L	Sv	ERA	NP
Mar 10	VCU		1.2	5	4	4	0	3	1	0	0	0	0	1	0	7-10	0-0	0	21.60	42
Mar 14	FLORIDA STATE		1.0	2	0	0	0	2	0	0	0	1	0	0	0	7-14	0-0	0	13.50	18
Apr 02	BOSTON COLLEGE		2.2	1	0	0	0	4	0	0	0	0	0	0	0	6-5	1-0	0	6.75	38
Apr 06	at ETSU	*	1.0	1	2	2	2	1	0	0	0	0	0	1	0	15-5	1-0	0	8.53	25
Totals		1	6.1	9	6	6	2	10	1	0	0	1	0	2	0	35-34	1-0	0	8.53	-

PLAYER STATS

#20 Grant Umberger - 1 game (All games)

Date	Opponent	Pos	AB	R	H	RBI	2B	3B	HR	BB	SB	CS	HBP	SAC	SF	GDP	K	PO	A	E	Avg	
Mar 16	UNCG	p	0	0	0	0	0	0	0	0	0	0	0	0	0	0	0	0	0	1	1	.000
Totals		0gs	0	0	0	0	0	0	0	0	0	0	0	0	0	0	0	0	0	0	1	.000

On base pct. .000 • Slugging pct. .000

#20 Grant Umberger - 4 appearances (All games)

Date	Opponent	GS	IP	H	R	ER	BB	SO	2B	3B	HR	WP	BK	HBP	IBB	Score	W-L	Sv	ERA	NP
Feb 23	RADFORD		1.0	1	0	0	1	2	0	0	0	1	0	0	0	22-2	0-0	0	0.00	25
Feb 27	at Miami (FL)		0.0	0	0	0	1	0	0	0	0	0	0	0	0	0-3	0-0	0	0.00	4
Mar 07	NORTH CAROLINA		0.1	0	0	0	1	0	0	0	0	1	0	1	6-9	0-0	0	0.00	7	
Mar 16	UNCG		0.1	1	1	1	1	1	0	0	0	0	0	0	2-7	0-0	0	5.40	17	
Totals		0	1.2	2	1	1	4	3	0	0	0	2	0	1	1	30-21	0-0	0	5.40	-

#40 Henry Weycker - 3 appearances (All games)

Date	Opponent	GS	IP	H	R	ER	BB	SO	2B	3B	HR	WP	BK	HBP	IBB	Score	W-L	Sv	ERA	NP
Feb 21	KENT STATE-1		0.1	1	0	0	0	0	0	0	0	0	0	0	0	3-1	0-0	0	0.00	5
Feb 23	RADFORD		1.0	0	0	0	2	1	0	0	0	1	0	0	0	22-2	0-0	0	0.00	25
Feb 28	at Miami (FL)		0.1	1	0	0	0	0	0	0	0	0	0	0	0	9-6	0-0	0	0.00	7
Totals		0	1.2	2	0	0	2	1	0	0	0	1	0	0	0	34-9	0-0	0	0.00	-

#38 Jaison Heard - 4 games (All games)

Date	Opponent	Pos	AB	R	H	RBI	2B	3B	HR	BB	SB	CS	HBP	SAC	SF	GDP	K	PO	A	E	Avg	
Feb 28	at Miami (FL)	p	0	0	0	0	0	0	0	0	0	0	0	0	0	0	0	0	1	0	.000	
Mar 12	FLORIDA STATE	p	0	0	0	0	0	0	0	0	0	0	0	0	0	0	0	0	0	1	.000	
Mar 14	FLORIDA STATE	p	0	0	0	0	0	0	0	0	0	0	0	0	0	0	0	0	0	1	.000	
Mar 20	at Clemson	p	0	0	0	0	0	0	0	0	0	0	0	0	0	0	0	1	1	0	.000	
Totals		0gs	0	0	0	0	0	0	0	0	0	0	0	0	0	0	0	0	1	2	2	.000

On base pct. .000 • Slugging pct. .000

#38 Jaison Heard - 10 appearances (All games)

Date	Opponent	GS	IP	H	R	ER	BB	SO	2B	3B	HR	WP	BK	HBP	IBB	Score	W-L	Sv	ERA	NP
Feb 21	KENT STATE-1		0.2	0	0	0	1	0	0	0	0	0	0	0	0	3-1	0-0	1	0.00	10
Feb 27	at Miami (FL)		1.0	1	0	0	0	2	0	0	0	0	0	0	0	0-3	0-0	1	0.00	11
Feb 28	at Miami (FL)		2.0	2	0	0	0	5	0	0	0	1	0	0	0	9-6	1-0	1	0.00	44
Mar 05	NORTH CAROLINA		2.1	4	0	0	0	5	0	0	0	0	0	0	0	10-6	1-0	1	0.00	44
Mar 07	NORTH CAROLINA		0.1	2	1	0	0	1	0	0	0	0	0	0	0	6-9	1-0	1	0.00	11
Mar 12	FLORIDA STATE		1.0	1	1	1	1	1	0	0	1	0	0	0	0	4-6	1-0	1	1.23	19
Mar 14	FLORIDA STATE		1.0	2	2	1	0	0	0	0	1	0	0	0	0	7-14	1-0	1	2.16	25
Mar 20	at Clemson		5.1	5	2	2	0	5	1	0	1	1	0	0	0	11-3	2-0	1	2.63	-
Mar 27	at Pitt		3.0	4	3	3	1	5	0	0	1	1	0	0	0	8-4	2-0	1	3.78	52
Apr 03	BOSTON COLLEGE		3.0	0	0	0	3	1	0	0	0	0	0	0	0	4-3	2-0	1	3.20	38
Totals		0	19.2	21	9	7	6	25	1	0	4	3	0	0	0	62-55	2-0	1	3.20	-

PLAYER STATS

#31 Jack Hurley - 24 games (All games)

Date	Opponent	Pos	AB	R	H	RBI	2B	3B	HR	BB	SB	CS	HBP	SAC	SF	GDP	K	PO	A	E	Avg
Feb 21	KENT STATE-2	*of	4	2	2	0	0	0	0	0	0	0	0	0	0	0	2	1	0	0	.500
Feb 23	RADFORD	*of	3	2	1	0	1	0	0	0	0	0	1	0	0	0	2	1	0	0	.429
Feb 26	at Miami (FL)	ph/of	1	0	0	0	0	0	0	0	0	0	0	0	0	0	1	1	0	0	.375
Feb 27	at Miami (FL)	*of	3	0	0	0	0	0	0	0	0	0	0	0	0	0	1	2	0	0	.273
Feb 28	at Miami (FL)	*of/of	3	2	0	0	0	0	0	1	0	0	1	0	0	0	2	1	0	0	.214
Mar 05	NORTH CAROLINA	*of/of	4	2	2	2	0	0	1	1	0	0	0	0	0	0	2	0	0	0	.278
Mar 06	NORTH CAROLINA	*of	4	1	2	2	0	0	0	0	0	0	0	0	0	0	0	1	0	0	.318
Mar 07	NORTH CAROLINA	*of	5	1	1	3	0	0	1	0	0	0	0	0	0	0	1	1	0	0	.296
Mar 09	VCU	*of	6	0	1	0	0	0	0	0	0	0	0	0	0	0	2	3	0	1	.273
Mar 10	VCU	of	3	0	0	0	0	0	0	0	0	0	0	0	0	0	1	1	0	0	.250
Mar 12	FLORIDA STATE	*of	4	0	1	0	0	0	0	1	1	0	0	0	0	0	1	3	0	0	.250
Mar 13	FLORIDA STATE	*of	5	2	1	1	0	0	1	0	0	0	0	0	0	0	1	1	0	0	.244
Mar 14	FLORIDA STATE	*of	3	1	0	0	0	0	0	1	0	0	1	0	0	0	2	2	0	1	.229
Mar 16	UNCG	*of	1	0	0	0	0	0	0	1	0	1	1	1	0	0	1	2	0	0	.224
Mar 19	at Clemson	*of	2	0	0	1	0	0	0	1	0	0	1	0	0	0	2	4	0	0	.216
Mar 20	at Clemson	*of	5	3	3	0	1	0	0	1	0	1	0	0	0	0	1	2	0	0	.250
Mar 21	at Clemson	pr/of	0	0	0	0	0	0	0	0	0	0	0	0	0	0	0	0	0	0	.250
Mar 26	at Pitt	*of	4	2	1	1	1	0	0	1	0	0	0	0	0	0	0	2	0	0	.250
Mar 27	at Pitt	*of	4	2	1	0	1	0	0	1	0	0	0	0	0	0	2	0	0	0	.250
Mar 28	at Pitt	*of	6	1	3	2	0	0	0	0	0	1	0	0	0	0	0	3	0	0	.271
Apr 01	BOSTON COLLEGE	*of	4	1	2	1	0	0	1	1	0	0	0	0	0	0	1	4	0	0	.284
Apr 02	BOSTON COLLEGE	*of	4	1	2	0	0	0	0	0	0	0	1	0	0	0	1	3	0	0	.295
Apr 03	BOSTON COLLEGE	*of	3	0	1	0	0	0	0	1	0	0	0	0	0	1	0	3	0	0	.296
Apr 06	at ETSU	*of	5	3	2	0	1	0	0	0	0	0	0	0	0	0	1	5	0	0	.302
Totals		21gs	86	26	26	13	5	0	4	10	2	2	7	1	0	1	27	46	0	2	.302

On base pct. .417 • Slugging pct. .500

#47 Jonah Hurney - 1 game (All games)

Date	Opponent	Pos	AB	R	H	RBI	2B	3B	HR	BB	SB	CS	HBP	SAC	SF	GDP	K	PO	A	E	Avg
Apr 06	at ETSU	p	0	0	0	0	0	0	0	0	0	0	0	0	0	0	0	1	0	0	.000
Totals		0gs	0	0	0	0	0	0	0	0	0	0	0	0	0	0	0	1	0	0	.000

On base pct. .000 • Slugging pct. .000

#47 Jonah Hurney - 2 appearances (All games)

Date	Opponent	GS	IP	H	R	ER	BB	SO	2B	3B	HR	WP	BK	HBP	IBB	Score	W-L	Sv	ERA	NP
Mar 10	VCU		1.0	0	0	0	0	1	0	0	0	0	0	0	0	7-10	0-0	0	0.00	17
Apr 06	at ETSU		1.0	1	0	0	0	0	0	0	0	0	0	0	0	15-5	0-0	0	0.00	8
Totals		0	2.0	1	0	0	0	1	0	0	0	0	0	0	0	22-15	0-0	0	0.00	-

#44 Jackson Ritchey - 3 appearances (All games)

Date	Opponent	GS	IP	H	R	ER	BB	SO	2B	3B	HR	WP	BK	HBP	IBB	Score	W-L	Sv	ERA	NP
Feb 23	RADFORD		1.0	0	0	0	0	1	0	0	0	0	0	1	0	22-2	0-0	0	0.00	16
Mar 10	VCU	*	1.2	3	3	3	3	1	2	1	0	1	0	0	0	7-10	0-1	0	10.12	38
Mar 16	UNCG	*	0.2	1	1	0	1	0	0	0	0	2	0	1	0	2-7	0-1	0	8.10	19
Totals		2	3.1	4	4	3	4	2	2	1	0	3	0	2	0	31-19	0-1	0	8.10	-

PLAYER STATS

#37 Jonah Seagears - 21 games (All games)

Date	Opponent	Pos	AB	R	H	RBI	2B	3B	HR	BB	SB	CS	HBP	SAC	SF	GDP	K	PO	A	E	Avg
Feb 21	KENT STATE-1	*of	2	0	0	0	0	0	0	2	0	0	0	0	0	0	2	1	0	0	.000
Feb 21	KENT STATE-2	*of	0	1	0	0	0	0	0	2	0	1	0	0	0	0	0	1	0	0	.000
Feb 23	RADFORD	*of	2	1	1	0	0	0	0	1	0	0	0	0	0	0	0	0	0	0	.250
Feb 26	at Miami (FL)	*of	3	1	1	1	0	0	0	2	0	0	0	1	0	0	1	1	0	0	.286
Feb 27	at Miami (FL)	*of	4	0	0	0	0	0	0	0	0	0	0	0	0	0	2	0	0	0	.182
Feb 28	at Miami (FL)	*of	3	0	0	0	0	0	0	2	0	0	0	0	0	0	0	1	0	0	.143
Mar 05	NORTH CAROLINA	*of	2	0	0	0	0	0	0	1	0	0	1	0	0	0	1	1	0	0	.125
Mar 06	NORTH CAROLINA	*of	1	1	1	0	0	0	0	3	0	1	0	0	0	0	0	0	0	0	.176
Mar 07	NORTH CAROLINA	*of	2	1	1	0	0	0	0	2	0	0	0	0	0	0	1	2	0	0	.211
Mar 09	VCU	*of	2	1	0	0	0	0	0	1	0	0	0	0	0	0	1	1	0	0	.190
Mar 10	VCU	*of	4	0	0	0	0	0	0	0	0	0	0	0	0	0	2	0	0	0	.160
Mar 12	FLORIDA STATE	*of	3	1	1	0	1	0	0	0	0	0	0	0	0	0	1	0	0	0	.179
Mar 13	FLORIDA STATE	*of	2	0	0	0	0	0	0	0	0	0	0	0	0	0	1	1	0	0	.167
Mar 14	FLORIDA STATE	ph/of	1	0	0	0	0	0	0	0	0	0	0	0	0	0	1	0	0	0	.161
Mar 16	UNCG	ph/of	2	0	1	0	0	0	0	0	0	1	0	0	0	0	1	0	0	0	.182
Mar 19	at Clemson	ph	0	0	0	0	0	0	0	0	0	0	1	0	0	0	0	0	0	0	.182
Mar 20	at Clemson	of	1	0	0	0	0	0	0	0	0	0	0	0	0	0	1	1	0	0	.176
Mar 21	at Clemson	*of	2	0	0	0	0	0	0	0	0	0	0	0	0	0	1	1	0	0	.167
Mar 28	at Pitt	pr	0	1	0	0	0	0	0	0	0	0	0	0	0	0	0	0	0	0	.167
Apr 01	BOSTON COLLEGE	ph/of	1	0	0	0	0	0	0	0	0	0	0	0	0	0	1	0	0	0	.162
Apr 06	at ETSU	of	1	0	0	0	0	0	0	0	0	0	0	0	0	0	1	0	0	0	.158
Totals		14gs	38	8	6	1	1	0	0	14	2	3	2	1	0	0	18	11	0	0	.158

On base pct. .407 • Slugging pct. .184

#26 Kevin Madden - 25 games (All games)

Date	Opponent	Pos	AB	R	H	RBI	2B	3B	HR	BB	SB	CS	HBP	SAC	SF	GDP	K	PO	A	E	Avg
Feb 21	KENT STATE-1	*3b	4	1	2	1	0	0	0	0	1	0	0	0	0	0	1	1	6	0	.500
Feb 21	KENT STATE-2	*3b	3	0	0	0	0	0	0	0	0	0	1	0	0	0	1	0	2	0	.286
Feb 23	RADFORD	*3b	2	2	0	0	0	0	0	2	0	0	0	0	0	1	0	0	3	0	.222
Feb 26	at Miami (FL)	*3b	4	1	2	0	1	0	0	0	0	0	0	0	0	0	1	1	2	1	.308
Feb 27	at Miami (FL)	*3b	4	0	0	0	0	0	0	0	0	0	0	0	0	0	0	0	2	0	.235
Feb 28	at Miami (FL)	*3b	5	2	2	2	0	0	0	0	0	0	0	0	0	0	0	0	4	0	.273
Mar 05	NORTH CAROLINA	*3b	5	1	2	2	0	0	0	0	0	0	0	0	0	1	1	0	1	1	.296
Mar 06	NORTH CAROLINA	*3b	4	0	2	2	1	0	0	0	0	0	0	0	0	0	2	1	1	1	.323
Mar 07	NORTH CAROLINA	*3b	5	0	1	1	0	0	0	0	0	0	0	0	0	0	1	1	0	2	.306
Mar 09	VCU	*3b	6	1	4	1	0	0	0	0	0	0	0	0	0	0	0	0	0	0	.357
Mar 10	VCU	*3b	4	1	1	0	0	0	0	1	0	0	0	0	0	0	0	1	2	0	.348
Mar 12	FLORIDA STATE	*3b	5	1	1	1	0	0	1	0	0	0	0	0	0	0	2	0	1	0	.333
Mar 13	FLORIDA STATE	*3b	3	0	0	0	0	0	0	0	0	0	1	0	0	0	0	1	1	0	.315
Mar 14	FLORIDA STATE	*3b	5	0	0	1	0	0	0	0	0	0	0	0	0	0	0	0	3	0	.288
Mar 16	UNCG	*3b	3	0	0	0	0	0	0	1	0	0	0	0	0	0	0	0	1	0	.274
Mar 19	at Clemson	*3b	4	0	0	0	0	0	0	0	0	0	0	0	0	0	2	0	3	0	.258
Mar 20	at Clemson	*3b	5	1	2	1	0	0	0	1	1	0	0	0	0	0	0	0	4	0	.268
Mar 21	at Clemson	*3b	4	0	1	0	0	0	0	0	0	0	0	0	0	0	1	1	2	0	.267
Mar 26	at Pitt	*3b	4	0	2	0	0	0	0	1	0	0	0	0	0	0	1	0	0	0	.278
Mar 27	at Pitt	*3b	4	0	1	2	0	0	0	0	1	0	0	0	1	0	1	0	1	0	.277
Mar 28	at Pitt	*3b	5	0	1	1	0	0	0	0	0	0	0	0	0	0	1	0	0	0	.273
Apr 01	BOSTON COLLEGE	*3b	4	1	2	1	1	0	1	0	0	1	0	0	0	0	0	0	1	0	.283
Apr 02	BOSTON COLLEGE	*3b	5	1	3	3	0	0	0	0	0	0	0	0	0	0	1	1	1	0	.299
Apr 03	BOSTON COLLEGE	*3b	3	1	2	0	1	0	0	1	1	0	0	0	0	0	0	1	5	0	.310
Apr 06	at ETSU	*3b	5	0	0	0	0	0	0	0	0	0	0	0	0	1	0	1	2	0	.295
Totals		25gs	105	14	31	19	4	0	2	7	4	1	2	0	1	3	16	10	48	5	.295

On base pct. .348 • Slugging pct. .390

PLAYER STATS

#32 Lucas Donlon - 12 games (All games)

Date	Opponent	Pos	AB	R	H	RBI	2B	3B	HR	BB	SB	CS	HBP	SAC	SF	GDP	K	PO	A	E	Avg	
Feb 23	RADFORD	ph	1	0	0	0	0	0	0	0	0	0	0	0	0	0	0	0	0	0	0	.000
Mar 09	VCU	*2b	4	1	1	3	0	0	1	1	0	0	0	0	0	0	0	1	0	0	0	.200
Mar 10	VCU	ph/dh	1	0	1	2	0	0	0	1	0	0	0	0	0	0	0	0	0	0	0	.333
Mar 12	FLORIDA STATE	ph	1	0	0	0	0	0	0	0	0	0	0	0	0	0	0	0	0	0	0	.286
Mar 14	FLORIDA STATE	ph	1	0	0	0	0	0	0	0	0	0	0	0	0	0	0	1	0	0	0	.250
Mar 16	UNCG	2b	3	0	1	1	1	0	0	0	0	0	0	0	0	0	1	0	1	3	0	.273
Mar 19	at Clemson	ph/2b	1	0	0	0	0	0	0	0	0	0	0	0	0	0	0	1	0	0	0	.250
Mar 21	at Clemson	ph	1	0	0	0	0	0	0	0	0	0	0	0	0	0	0	1	0	0	0	.231
Apr 01	BOSTON COLLEGE	ph	1	0	1	0	0	0	0	0	0	0	0	0	0	0	0	0	0	0	0	.286
Apr 02	BOSTON COLLEGE	ph/2b	2	1	1	1	0	0	0	0	0	0	1	0	0	0	1	0	1	0	0	.312
Apr 03	BOSTON COLLEGE	*2b	4	0	1	0	0	0	0	0	0	0	0	0	0	1	0	0	4	0	0	.300
Apr 06	at ETSU	*dh	3	2	2	4	0	0	1	0	0	0	0	0	1	0	0	0	0	0	0	.348
Totals		3gs	23	4	8	11	1	0	2	2	0	0	1	0	2	2	4	3	8	0	0	.348

On base pct. .393 • Slugging pct. .652

#16 Matthew Siverling - 4 games (All games)

Date	Opponent	Pos	AB	R	H	RBI	2B	3B	HR	BB	SB	CS	HBP	SAC	SF	GDP	K	PO	A	E	Avg	
Feb 26	at Miami (FL)	p	0	0	0	0	0	0	0	0	0	0	0	0	0	0	0	0	1	0	0	.000
Mar 16	UNCG	p	0	0	0	0	0	0	0	0	0	0	0	0	0	0	0	0	1	0	0	.000
Mar 26	at Pitt	p	0	0	0	0	0	0	0	0	0	0	0	0	0	0	0	0	1	0	0	.000
Apr 03	BOSTON COLLEGE	p	0	0	0	0	0	0	0	0	0	0	0	0	0	0	0	0	1	0	0	.000
Totals		0gs	0	0	0	0	0	0	0	0	0	0	0	0	0	0	0	0	4	0	0	.000

On base pct. .000 • Slugging pct. .000

#16 Matthew Siverling - 11 appearances (All games)

Date	Opponent	GS	IP	H	R	ER	BB	SO	2B	3B	HR	WP	BK	HBP	IBB	Score	W-L	Sv	ERA	NP
Feb 21	KENT STATE-1		2.0	1	0	0	0	3	1	0	0	0	0	0	0	3-1	0-0	0	0.00	31
Feb 26	at Miami (FL)		4.0	1	0	0	1	6	0	0	0	0	0	0	0	5-3	1-0	0	0.00	54
Mar 05	NORTH CAROLINA		0.0	2	2	2	0	0	0	0	1	0	0	0	0	10-6	1-0	0	3.00	19
Mar 06	NORTH CAROLINA		2.0	1	1	0	0	1	0	0	0	0	0	0	0	6-4	1-0	1	2.25	25
Mar 09	VCU		1.0	0	0	0	1	2	0	0	0	0	0	0	0	10-9	2-0	1	2.00	19
Mar 13	FLORIDA STATE		2.0	1	0	0	1	2	0	0	0	0	0	0	0	5-0	2-0	1	1.64	26
Mar 16	UNCG		1.2	1	1	1	0	1	0	0	1	0	0	1	0	2-7	2-0	1	2.13	19
Mar 20	at Clemson		0.2	2	1	1	2	1	0	0	0	0	0	0	0	11-3	2-0	1	2.70	-
Mar 26	at Pitt		3.0	2	0	0	1	6	0	0	0	0	0	0	0	5-1	2-0	2	2.20	46
Mar 28	at Pitt		3.0	3	0	0	0	3	0	0	0	0	0	0	0	8-4	3-0	2	1.86	42
Apr 03	BOSTON COLLEGE		1.2	2	0	0	1	0	0	0	0	0	0	0	0	4-3	4-0	2	1.71	31
Totals		0	21.0	16	5	4	9	25	1	0	2	0	0	1	0	69-41	4-0	2	1.71	-

#24 Nick Biddison - 1 game (All games)

Date	Opponent	Pos	AB	R	H	RBI	2B	3B	HR	BB	SB	CS	HBP	SAC	SF	GDP	K	PO	A	E	Avg	
Apr 06	at ETSU	*2b	3	2	2	1	0	0	0	3	1	0	0	0	0	0	0	0	1	0	0	.667
Totals		1gs	3	2	2	1	0	0	0	3	1	0	0	0	0	0	0	0	1	0	0	.667

On base pct. .833 • Slugging pct. .667

#33 Nick Holesa - 3 games (All games)

Date	Opponent	Pos	AB	R	H	RBI	2B	3B	HR	BB	SB	CS	HBP	SAC	SF	GDP	K	PO	A	E	Avg	
Feb 23	RADFORD	1b	1	0	0	0	0	0	0	0	0	0	0	0	0	0	1	0	0	0	0	.000
Mar 14	FLORIDA STATE	ph	1	1	1	2	0	1	0	0	0	0	0	0	0	0	0	0	0	0	0	.500
Apr 06	at ETSU	ph/1b	1	0	0	0	0	0	0	0	0	0	0	0	0	0	0	1	0	0	0	.333
Totals		0gs	3	1	1	2	0	1	0	0	0	0	0	0	0	0	1	1	0	0	0	.333

On base pct. .333 • Slugging pct. 1.000

PLAYER STATS

#27 Noah Johnson - 1 game (All games)

Date	Opponent	Pos	AB	R	H	RBI	2B	3B	HR	BB	SB	CS	HBP	SAC	SF	GDP	K	PO	A	E	Avg
Mar 14	FLORIDA STATE	p	0	0	0	0	0	0	0	0	0	0	0	0	0	0	0	0	1	0	.000
Totals		0gs	0	0	0	0	0	0	0	0	0	0	0	0	0	0	0	0	1	0	.000

On base pct. .000 • Slugging pct. .000

#27 Noah Johnson - 10 appearances (All games)

Date	Opponent	GS	IP	H	R	ER	BB	SO	2B	3B	HR	WP	BK	HBP	IBB	Score	W-L	Sv	ERA	NP
Feb 23	RADFORD		2.0	1	0	0	0	3	0	0	0	1	0	0	0	22-2	0-0	0	0.00	33
Mar 07	NORTH CAROLINA		0.1	1	1	1	1	1	0	0	1	0	0	0	0	6-9	0-1	0	3.86	14
Mar 09	VCU		2.2	3	0	0	1	5	0	0	0	0	0	1	0	10-9	0-1	0	1.80	46
Mar 12	FLORIDA STATE		0.2	1	0	0	0	1	0	0	0	0	0	0	0	4-6	0-1	0	1.59	9
Mar 14	FLORIDA STATE		2.1	4	1	1	0	1	0	0	0	0	0	0	0	7-14	0-1	0	2.25	35
Mar 16	UNCG		0.0	1	0	0	0	0	0	0	0	1	0	0	0	2-7	0-1	0	2.25	5
Mar 19	at Clemson		0.1	0	0	0	0	0	0	0	0	0	0	0	0	2-8	0-1	0	2.16	-
Mar 21	at Clemson		0.1	1	2	2	0	1	0	0	1	0	0	1	0	2-4	0-2	0	4.15	-
Apr 02	BOSTON COLLEGE		1.1	2	1	1	1	1	0	0	0	1	0	0	0	6-5	0-2	0	4.50	28
Apr 06	at ETSU		2.2	2	0	0	0	5	0	0	0	0	0	0	0	15-5	0-2	0	3.55	44
Totals		0	12.2	16	5	5	3	18	0	0	2	3	0	2	0	76-69	0-2	0	3.55	-

#15 Nic Psimas - 1 appearance (All games)

Date	Opponent	GS	IP	H	R	ER	BB	SO	2B	3B	HR	WP	BK	HBP	IBB	Score	W-L	Sv	ERA	NP
Mar 14	FLORIDA STATE		1.0	0	0	0	1	1	0	0	0	0	0	0	0	7-14	0-0	0	0.00	18
Totals		0	1.0	0	0	0	1	1	0	0	0	0	0	0	0	7-14	0-0	0	0.00	-

#10 Nolan Wilson - 2 appearances (All games)

Date	Opponent	GS	IP	H	R	ER	BB	SO	2B	3B	HR	WP	BK	HBP	IBB	Score	W-L	Sv	ERA	NP
Mar 10	VCU		1.1	1	0	0	1	2	1	0	0	0	0	0	1	7-10	0-0	0	0.00	30
Mar 14	FLORIDA STATE		0.1	0	0	0	1	1	0	0	0	0	0	1	0	7-14	0-0	0	0.00	13
Totals		0	1.2	1	0	0	2	3	1	0	0	0	0	1	1	14-24	0-0	0	0.00	-

#30 Peyton Alford - 2 games (All games)

Date	Opponent	Pos	AB	R	H	RBI	2B	3B	HR	BB	SB	CS	HBP	SAC	SF	GDP	K	PO	A	E	Avg
Mar 05	NORTH CAROLINA	*p	0	0	0	0	0	0	0	0	0	0	0	0	0	0	0	1	0	0	.000
Mar 19	at Clemson	*p	0	0	0	0	0	0	0	0	0	0	0	0	0	0	0	0	2	1	.000
Totals		2gs	0	0	0	0	0	0	0	0	0	0	0	0	0	0	0	1	2	1	.000

On base pct. .000 • Slugging pct. .000

#30 Peyton Alford - 7 appearances (All games)

Date	Opponent	GS	IP	H	R	ER	BB	SO	2B	3B	HR	WP	BK	HBP	IBB	Score	W-L	Sv	ERA	NP
Feb 21	KENT STATE-2		1.0	2	1	1	1	1	0	0	0	0	0	1	0	9-2	0-0	0	9.00	35
Feb 26	at Miami (FL)	*	3.0	3	3	2	3	4	0	0	0	0	0	1	0	5-3	0-0	0	6.75	66
Mar 05	NORTH CAROLINA	*	4.1	2	4	3	3	10	1	0	1	1	0	1	0	10-6	0-0	0	6.48	86
Mar 12	FLORIDA STATE	*	5.2	3	1	1	0	10	0	0	0	0	0	1	0	4-6	0-0	0	4.50	68
Mar 19	at Clemson	*	6.2	8	8	4	3	9	0	1	3	1	0	0	0	2-8	0-1	0	4.79	-
Mar 26	at Pitt	*	6.0	4	1	1	3	8	0	0	0	1	0	1	0	5-1	1-1	0	4.05	110
Apr 01	BOSTON COLLEGE	*	2.0	4	6	6	6	5	2	0	0	0	1	0	1	3-7	1-2	0	5.65	70
Totals		6	28.2	26	24	18	19	47	3	1	4	3	1	5	1	38-33	1-2	0	5.65	-

PLAYER STATS

#42 Ryan Gleason - 1 appearance (All games)

Date	Opponent	GS	IP	H	R	ER	BB	SO	2B	3B	HR	WP	BK	HBP	IBB	Score	W-L	Sv	ERA	NP
Mar 14	FLORIDA STATE		0.0	1	2	2	1	0	0	0	1	1	0	0	0	7-14	0-0	0	999.00	13
Totals		0	0.0	1	2	2	1	0	0	0	1	1	0	0	0	7-14	0-0	0	999.00	-

#35 Ryan Metz - 3 games (All games)

Date	Opponent	Pos	AB	R	H	RBI	2B	3B	HR	BB	SB	CS	HBP	SAC	SF	GDP	K	PO	A	E	Avg
Mar 09	VCU	p	0	0	0	0	0	0	0	0	0	0	0	0	0	0	0	0	1	0	.000
Mar 10	VCU	p	0	0	0	0	0	0	0	0	0	0	0	0	0	0	0	0	1	0	.000
Mar 14	FLORIDA STATE	*p	0	0	0	0	0	0	0	0	0	0	0	0	0	0	0	0	1	0	.000
Totals		1gs	0	0	0	0	0	0	0	0	0	0	0	0	0	0	0	0	3	0	.000

On base pct. .000 • Slugging pct. .000

#35 Ryan Metz - 5 appearances (All games)

Date	Opponent	GS	IP	H	R	ER	BB	SO	2B	3B	HR	WP	BK	HBP	IBB	Score	W-L	Sv	ERA	NP
Feb 23	RADFORD		1.0	3	1	1	0	2	1	1	0	0	0	0	0	22-2	0-0	0	9.00	19
Mar 07	NORTH CAROLINA		0.1	0	0	0	0	0	0	0	0	0	0	0	0	6-9	0-0	0	6.75	1
Mar 09	VCU		1.0	2	2	2	1	1	2	0	0	0	0	0	0	10-9	0-0	0	11.57	18
Mar 10	VCU		3.1	4	3	1	2	5	0	0	0	1	0	1	2	7-10	0-0	0	6.35	61
Mar 14	FLORIDA STATE	*	0.2	3	4	2	0	0	1	0	2	0	0	1	0	7-14	0-1	0	8.53	32
Totals		1	6.1	12	10	6	3	8	4	1	2	1	0	2	2	52-44	0-1	0	8.53	-

On base pct. .000 • Slugging pct. .000

#22 Ryan Okuda - 3 games (All games)

Date	Opponent	Pos	AB	R	H	RBI	2B	3B	HR	BB	SB	CS	HBP	SAC	SF	GDP	K	PO	A	E	Avg
Feb 23	RADFORD	*p	0	0	0	0	0	0	0	0	0	0	0	0	0	0	0	0	2	0	.000
Mar 16	UNCG	p	0	0	0	0	0	0	0	0	0	0	0	0	0	0	0	0	1	0	.000
Apr 01	BOSTON COLLEGE	p	0	0	0	0	0	0	0	0	0	0	0	0	0	0	0	0	2	0	.000
Totals		1gs	0	0	0	0	0	0	0	0	0	0	0	0	0	0	0	0	5	0	.000

On base pct. .000 • Slugging pct. .000

#22 Ryan Okuda - 9 appearances (All games)

Date	Opponent	GS	IP	H	R	ER	BB	SO	2B	3B	HR	WP	BK	HBP	IBB	Score	W-L	Sv	ERA	NP
Feb 23	RADFORD	*	3.0	3	1	0	1	3	0	0	0	1	0	0	0	22-2	1-0	0	0.00	52
Feb 27	at Miami (FL)		1.0	0	0	0	0	1	0	0	0	1	0	0	0	0-3	1-0	0	0.00	13
Feb 28	at Miami (FL)		0.0	2	2	2	0	0	0	0	0	0	0	0	0	9-6	1-0	0	4.50	5
Mar 05	NORTH CAROLINA		0.2	0	0	0	1	1	0	0	0	0	0	0	0	10-6	2-0	0	3.86	15
Mar 07	NORTH CAROLINA		0.1	0	0	0	0	0	0	0	0	0	0	0	0	6-9	2-0	0	3.60	2
Mar 09	VCU	*	1.1	4	4	4	1	1	1	0	0	0	0	1	0	10-9	2-0	0	8.53	40
Mar 16	UNCG		4.0	6	4	4	0	4	0	0	0	0	0	0	0	2-7	2-1	0	8.71	69
Apr 01	BOSTON COLLEGE		6.2	7	1	1	1	9	0	0	1	1	0	0	0	3-7	2-1	0	5.82	111
Apr 06	at ETSU		0.0	2	3	2	1	0	0	0	0	0	0	0	0	15-5	2-1	0	6.88	17
Totals		2	17.0	24	15	13	5	19	1	0	1	3	0	1	0	77-54	2-1	0	6.88	-

On base pct. .000 • Slugging pct. .000

#12 Shane Connolly - 3 games (All games)

Date	Opponent	Pos	AB	R	H	RBI	2B	3B	HR	BB	SB	CS	HBP	SAC	SF	GDP	K	PO	A	E	Avg
Feb 26	at Miami (FL)	p	0	0	0	0	0	0	0	0	0	0	0	0	0	0	0	0	1	0	.000
Mar 21	at Clemson	*p	0	0	0	0	0	0	0	0	0	0	0	0	0	0	0	0	2	0	.000
Mar 28	at Pitt	*p	0	0	0	0	0	0	0	0	0	0	0	0	0	0	0	0	1	0	.000
Totals		2gs	0	0	0	0	0	0	0	0	0	0	0	0	0	0	0	0	4	0	.000

On base pct. .000 • Slugging pct. .000

PLAYER STATS

#12 Shane Connolly - 11 appearances (All games)

Date	Opponent	GS	IP	H	R	ER	BB	SO	2B	3B	HR	WP	BK	HBP	IBB	Score	W-L	Sv	ERA	NP
Feb 21	KENT STATE-2		2.2	1	0	0	0	3	0	0	0	0	0	0	0	9-2	0-0	1	0.00	30
Feb 26	at Miami (FL)		2.0	2	0	0	0	1	0	0	0	0	0	0	0	5-3	0-0	2	0.00	26
Feb 28	at Miami (FL)		2.0	2	0	0	0	0	0	0	0	1	0	0	0	9-6	0-0	3	0.00	33
Mar 05	NORTH CAROLINA		1.2	2	0	0	0	5	0	0	0	0	0	0	0	10-6	0-0	4	0.00	37
Mar 07	NORTH CAROLINA		2.1	0	0	0	2	6	0	0	0	1	0	0	0	6-9	0-0	4	0.00	41
Mar 12	FLORIDA STATE		1.2	4	4	3	1	3	1	0	1	2	0	1	0	4-6	0-1	4	2.19	43
Mar 14	FLORIDA STATE		0.1	2	1	1	0	0	2	0	0	0	0	0	0	7-14	0-1	4	2.84	11
Mar 21	at Clemson	*	7.0	3	1	1	0	11	0	0	0	0	0	1	0	2-4	0-1	4	2.29	-
Mar 27	at Pitt		1.0	1	0	0	0	3	1	0	0	0	0	0	0	8-4	0-1	5	2.18	17
Mar 28	at Pitt	*	4.0	3	1	1	2	6	0	0	0	0	0	1	1	8-4	0-1	5	2.19	59
Apr 03	BOSTON COLLEGE	*	4.0	8	3	3	1	4	2	0	0	1	0	0	0	4-3	0-1	5	2.83	62
Totals		3	28.2	28	10	9	6	42	6	0	1	5	0	3	1	72-61	0-1	5	2.83	-

#25 Samuel Rochard - 3 appearances (All games)

Date	Opponent	GS	IP	H	R	ER	BB	SO	2B	3B	HR	WP	BK	HBP	IBB	Score	W-L	Sv	ERA	NP
Feb 21	KENT STATE-2		0.0	0	0	0	1	0	0	0	0	0	0	0	0	9-2	0-0	0	0.00	5
Mar 07	NORTH CAROLINA		0.0	0	0	0	2	0	0	0	0	0	0	0	0	6-9	0-0	0	0.00	10
Mar 14	FLORIDA STATE		0.0	2	2	2	0	0	0	0	0	0	0	0	0	7-14	0-0	0	999.00	4
Totals		0	0.0	2	2	2	3	0	0	0	0	0	0	0	0	22-25	0-0	0	999.00	-

#39 Peter Sakellaris - 7 appearances (All games)

Date	Opponent	GS	IP	H	R	ER	BB	SO	2B	3B	HR	WP	BK	HBP	IBB	Score	W-L	Sv	ERA	NP
Mar 07	NORTH CAROLINA		0.0	0	2	0	0	0	0	0	0	0	0	0	0	6-9	0-0	0	0.00	3
Mar 09	VCU		0.1	1	2	2	1	1	0	0	0	0	0	0	0	10-9	0-0	0	54.00	11
Mar 14	FLORIDA STATE		1.1	2	1	1	0	1	1	0	0	0	0	1	0	7-14	0-0	0	16.20	26
Mar 16	UNCG		0.2	1	0	0	1	0	0	0	0	0	0	0	0	2-7	0-0	0	11.57	21
Mar 19	at Clemson		1.0	2	0	0	0	0	0	0	0	0	0	0	0	2-8	0-0	0	8.10	-
Apr 01	BOSTON COLLEGE		0.1	0	0	0	0	0	0	0	0	0	0	0	0	3-7	0-0	0	7.36	4
Apr 06	at ETSU		1.1	3	0	0	1	2	0	0	0	0	0	0	0	15-5	1-0	0	5.40	36
Totals		0	5.0	9	5	3	3	4	1	0	0	0	0	1	0	45-59	1-0	0	5.40	-

NCAA STATS

Statistic	National Conference		Value National Leader		Value Conference Leader		
	Rank	Rank	Value	Team	Value	Team	
Base on Balls (267 ranked)	66	5	66	Texas A&M	115	Louisville	
Batting Average (267 ranked)	83	6	0.271	UMBC	0.362	Georgia Tech	
Double Plays (264 ranked)	73	6	9	Col. of Charleston Fla. Atlantic	18	Louisville	
Double Plays Per Game (264 ranked)	117	7	0.64	Northwestern	1.38	Duke	
Doubles (264 ranked)	45	4	27	Georgia Tech	43	Georgia Tech	
Doubles Per Game (266 ranked)	68	5	1.93	UMBC	3.20	Duke	
Earned Run Average (267 ranked)	97	7	4.32	LIU	0.00	Florida St.	
Fielding Percentage (267 ranked)	164	9	0.965	Nebaska	0.997	Notre Dame	
Hit Batters (265 ranked)	24	1	22	Texas Southern	35	Virginia Tech	
Hit by Pitch (266 ranked)	27	1	22	Western Caro.	39	Virginia Tech	
Hits (267 ranked)	68	4	129	Florida	186	Georgia Tech	
Hits Allowed Per Nine Innings (267 ranked)	162	12	9.22	LIU	2.00	North Carolina	
Home Runs (248 ranked)	27	2	18	LSU	33	North Carolina	
Home Runs Per Game (260 ranked)	39	4	1.29	Saint Joseph's	2.75	NC State	
On Base Percentage (267 ranked)	83	6	0.378	UMBC	0.512	Georgia Tech	
Runs (267 ranked)	35	3	103	Arizona	149	Georgia Tech	
Sacrifice Bunts (227 ranked)	227	12	1	South Alabama	16	Pittsburgh	
Sacrifice Files (231 ranked)	8	1	10	San Diego	13	Georgia Tech	
Scoring (267 ranked)	43	3	7.4	UMBC	15.8	Georgia Tech	
Shutouts (49 ranked)	49	2	1	5 teams tied	4	Miami (FL)	
Slugging Percentage (267 ranked)	42	4	0.460	UMBC	0.610	Georgia Tech	
Stolen Bases (266 ranked)	138	9	10	Jackson St. Louisville	48	Louisville	
Stolen Bases Per Game (266 ranked)	185	10	0.71	UMBC	4.20	Louisville	
Strikeout-to-Walk Ratio (267 ranked)	55	5	2.73	LIU	6.50	Clemson	
Strikeouts Per Nine Innings (267 ranked)	15	3	11.2	Mississippi St.	13.7	Wake Forest	
Triple Plays (1 ranked)				Davidson	1		
Triples (199 ranked)	46	2	4	4 teams tied	8	Georgia Tech	
Triples Per Game (240 ranked)	86	3	0.29	Bucknell	1.00	Georgia Tech	
WHIP (267 ranked)	144	12	1.50	LIU	0.44	North Carolina	
WL Pct (261 ranked)	65	6	0.643	4 teams tied	1.000	Notre Dame	
Walks Allowed Per Nine Innings (267 ranked)	117	5	4.32	UNLV	1.59	Miami (FL)	
Base on Balls (97 ranked)	Jonah Seagears	20	1	14	Elijah Nunez, TCU	20	Tres Gonzalez, Georgia Tech
Base on Balls Per Game (143 ranked)	Jonah Seagears	42	2	1.00	Giovanni Ciaccio, LIU	3.00	Jordan Lala, Miami (FL)
Batting Average (250 ranked)	T.J. Rumfield	150	16	0.396	EJ Exposito, LIU	0.800	Kevin Parada, Georgia Tech
Complete Games (3 ranked)							
Doubles (77 ranked)							
Doubles Per Game (149 ranked)							
Earned Run Average (199 ranked)							
Games Started (3 ranked)	Chris Gerard	3	1	4	Nikole Galatas, Jackson St. Ian Villers, California	5	22 players tied
Hit Batters (58 ranked)	Peyton Alford	58	2	4	Robert Gasser, Houston	8	Bryce Hubbard, Florida St.
Hit By Pitch Per Game (133 ranked)	Gavin Cross	116	2	0.36	Kyle Chmielewski, Lafayette	1.50	Jordan Lala, Miami (FL)
Hit by Pitch (92 ranked)	Gavin Cross	38	1	5	4 players tied	9	4 players tied
Hits (116 ranked)	T.J. Rumfield	41	4	22	Jaden Fein, San Diego St.	31	Kevin Parada, Georgia Tech
Hits Allowed Per Nine Innings (150 ranked)	Gavin Cross	82	9	20	Connor Norby, East Carolina	31	
Hits Per Game (150 ranked)	T.J. Rumfield	77	9	1.57	EJ Exposito, LIU	4.00	Jared Miller, Notre Dame
Home Runs (136 ranked)	Gavin Cross	62	8	4	Wes Clarke, South Carolina	9	Luca Tresh, NC State
Home Runs Per Game (132 ranked)	Gavin Cross	132	14	0.29	EJ Exposito, LIU	2.00	Luca Tresh, NC State
On Base Percentage (149 ranked)							
Pitching Appearances (142 ranked)	Shane Connolly	47	5	7	5 players tied	10	Blake Bales, Virginia
Runs (115 ranked)	Gavin Cross	12	1	19	Branden Bolesters, Arizona	26	Gavin Cross, Virginia Tech
Runs Batted In (118 ranked)	Tanner Schobel	25	1	19	Andy Garrola, Old Dominion	27	Luke Gold, Boston College
Runs Batted In Per Game (150 ranked)	Tanner Schobel	61	3	1.36	EJ Exposito, LIU	6.00	Niko Kavadas, Notre Dame
Runs Per Game (147 ranked)	Gavin Cross	41	4	1.36	Justin Grach, Lafayette	2.50	Jared Miller, Notre Dame
Sacrifice Bunts (70 ranked)							
Sacrifice Bunts Per Game (120 ranked)							
Sacrifice Files (42 ranked)	Gavin Cross	9	1	3	Josh Glenn, Northern Colo.	6	4 players tied
Saves (139 ranked)	Shane Connolly	6	2	4	5 players tied	5	Carson Palmquist, Miami (FL)
Slugging Percentage (248 ranked)	Gavin Cross	54	6	0.769	EJ Exposito, LIU	2.200	Luca Tresh, NC State
Stolen Bases (127 ranked)							
Stolen Bases Per Game (142 ranked)							
Strikeout-to-Walk Ratio (148 ranked)							
Strikeouts (137 ranked)	Chris Gerard	88	7	27	Gunnar Hoglund, Ole Miss	42	Andrew Abbott, Virginia
Strikeouts Per Nine Innings (150 ranked)	Peyton Alford	121	10	25		20.25	Griff McGarry, Virginia
Total Bases (137 ranked)	Gavin Cross	30	4	40	Connor Norby, East Carolina	54	Sal Frellick, Boston College
Toughest to Strike Out (148 ranked)	T.J. Rumfield	18	2	19	5 players tied	0.0	Luke Waddell, Georgia Tech
Triples (94 ranked)	Gavin Cross	15	1	2	14 players tied	3	Gavin Cross, Virginia Tech
Triples Per Game (150 ranked)	Gavin Cross	81	1	0.14	Joe Smourian, Navy	0.75	Gavin Cross, Virginia Tech
Victories (60 ranked)	Ryan Okuda	60	6	2	7 players tied	4	Anthony Arguelles, Miami (FL)
WHIP (149 ranked)	Matthew Silverling	60	6	2	McCade Brown, Indiana	0.36	Bryce Hubbard, Florida St.
Walks Allowed Per Nine Innings (148 ranked)	Chris Gerard	60	6	2	24 players tied	0.00	Mat Clark, Clemson

RESULTS



2021 VT Baseball
Game Results for Virginia Tech (as of Apr 08, 2021)
(All games)



Date	Opponent	Score	Inns	Overall	Conference	Pitcher of record	Attend	Time
Feb 21, 2021	KENT STATE-1	w 3-1	9	1-0-0	0-0-0	C. Gerard (W 1-0)	203	2:44
Feb 21, 2021	KENT STATE-2	w 9-2	9	2-0-0	0-0-0	A. Simonelli (W 1-0)	203	2:54
Feb 23, 2021	RADFORD	w 22-2	9	3-0-0	0-0-0	R. Okuda (W 1-0)	250	3:40
* Feb 26, 2021	at #3 Miami (FL)	w 5-3	9	4-0-0	1-0-0	M. Siverling (W 1-0)	623	2:54
* Feb 27, 2021	at #3 Miami (FL)	L 0-3	9	4-1-0	1-1-0	C. Gerard (L 1-1)	652	2:28
* Feb 28, 2021	at #3 Miami (FL)	w 9-6	9	5-1-0	2-1-0	J. Heard (W 1-0)	634	3:35
* Mar 05, 2021	#25 NORTH CAROLINA	w 10-6	9	6-1-0	3-1-0	R. Okuda (W 2-0)	1000	3:44
* Mar 06, 2021	#25 NORTH CAROLINA	w 6-4	9	7-1-0	4-1-0	G. Firoved (W 1-0)	1000	3:17
* Mar 07, 2021	#25 NORTH CAROLINA	L 6-9	9	7-2-0	4-2-0	N. Johnson (L 0-1)	1000	4:05
Mar 09, 2021	VCU	w 10-9	9	8-2-0	4-2-0	M. Siverling (W 2-0)	1000	3:56
Mar 10, 2021	VCU	L 7-10	9	8-3-0	4-2-0	J. Ritchey (L 0-1)	780	4:03
* Mar 12, 2021	FLORIDA STATE	L 4-6	9	8-4-0	4-3-0	S. Connolly (L 0-1)	739	3:25
* Mar 13, 2021	FLORIDA STATE	w 5-0	9	9-4-0	5-3-0	C. Gerard (W 2-1)	1000	3:01
* Mar 14, 2021	FLORIDA STATE	L 7-14	9	9-5-0	5-4-0	R. Metz (L 0-1)	790	4:12
Mar 16, 2021	UNCG	L 2-7	9	9-6-0	5-4-0	R. Okuda (L 2-1)	1000	3:47
* Mar 19, 2021	at Clemson	L 2-8	9	9-7-0	5-5-0	P. Alford (L 0-1)	1280	2:50
* Mar 20, 2021	at Clemson	w 11-3	9	10-7-0	6-5-0	J. Heard (W 2-0)	1280	3:35
* Mar 21, 2021	at Clemson	L 2-4	9	10-8-0	6-6-0	N. Johnson (L 0-2)	1280	2:50
* Mar 26, 2021	at #14 Pitt	w 5-1	9	11-8-0	7-6-0	P. Alford (W 1-1)	55	3:05
* Mar 27, 2021	at #14 Pitt	w 8-4	9	12-8-0	8-6-0	A. Simonelli (W 2-0)	55	3:03
* Mar 28, 2021	at #14 Pitt	w 8-4	9	13-8-0	9-6-0	M. Siverling (W 3-0)	55	3:35
* Apr 01, 2021	BOSTON COLLEGE	L 3-7	9	13-9-0	9-7-0	P. Alford (L 1-2)	201	3:13
* Apr 02, 2021	BOSTON COLLEGE	w 6-5	9	14-9-0	10-7-0	G. Green (W 1-0)	438	3:09
* Apr 03, 2021	BOSTON COLLEGE	w 4-3	9	15-9-0	11-7-0	M. Siverling (W 4-0)	967	2:53
Apr 06, 2021	at ETSU	w 15-5	9	16-9-0	11-7-0	Sakellaris (W 1-0)	761	3:25

() extra inning game

VIRGINIA TECH BASEBALL

OVERALL

Record: 16-9 Home: 9-6 Away: 7-3 Conference: 11-7

Player	avg	gp-gs	ab	r	h	2b	3b	hr	rbi	tb	slg%	bb	hp	so	gdp	ob%	sf	sh	sb-att	po	a	e	fld%	
19 Gavin Cross	.396	24-24	96	27	38	6	3	7	26	71	.740	9	5	20	0	.456	4	0	2-6	41	4	1	.978	
7 TJ Rumfield	.350	25-25	103	20	36	6	0	4	18	54	.524	12	1	10	2	.419	1	0	1-1	184	7	2	.990	
32 Lucas Donlon	.348	12-3	23	4	8	1	0	2	11	15	.652	2	1	4	2	.393	2	0	0-0	3	8	0	1.000	
31 Jack Hurley	.302	24-21	86	26	26	5	0	4	13	43	.500	10	7	27	1	.417	0	1	2-4	46	0	2	.958	
26 Kevin Madden	.295	25-25	105	14	31	4	0	2	19	41	.390	7	2	16	3	.348	1	0	4-5	10	48	5	.921	
8 Tanner Schobel	.286	25-25	98	17	28	8	1	2	19	44	.449	9	6	17	0	.374	2	0	0-1	27	52	2	.975	
23 Tanner Thomas	.245	21-13	53	9	13	4	0	1	4	20	.377	5	3	16	1	.344	0	0	0-1	15	2	1	.944	
29 Carson Jones	.238	17-9	42	7	10	3	0	1	7	16	.381	4	0	13	1	.286	3	0	2-2	14	0	1	.933	
11 Cade Swisher	.235	18-15	51	7	12	5	0	1	7	20	.392	12	1	20	0	.385	1	0	2-4	1	0	0	1.000	
41 Dayne Leonard	.225	16-12	40	7	9	3	0	1	9	15	.375	9	3	17	1	.404	0	1	0-0	127	10	1	.993	
4 Fritz Genther	.197	24-22	71	11	14	5	0	2	9	25	.352	10	1	20	1	.301	1	1	3-4	25	37	7	.899	
17 Cade Hunter	.190	14-12	42	5	8	0	0	3	9	17	.405	3	3	15	1	.286	1	0	0-0	144	8	1	.993	
37 Jonah Seagears	.158	21-14	38	8	6	1	0	0	1	7	.184	14	2	18	0	.407	0	1	2-5	11	0	0	1.000	

24 Nick Biddison	.667	1-1	3	2	2	0	0	0	1	2	.667	3	0	0	0	.833	0	0	1-1	0	1	0	1.000	
33 Nick Holesa	.333	3-0	3	1	1	0	1	0	2	3	1.000	0	0	1	0	.333	0	0	0-0	1	0	0	1.000	
5 Gehrig Ebel	.200	6-1	5	1	1	0	0	0	1	1	.200	1	0	1	0	.333	0	0	0-0	8	0	0	1.000	
99 Brennan Reback	.000	9-3	6	3	0	0	0	0	0	0	.000	2	1	4	0	.333	0	0	1-1	5	0	0	1.000	
Totals	.281	25	865	169	243	51	5	30	156	394	.455	112	36	219	13	.380	16	4	20-35	666	206	27	.970	
Opponents	.254	25	866	126	220	27	3	21	120	316	.365	101	31	287	8	.351	6	5	20-29	651	214	34	.962	

LOB - Team (214), Opp (218). DPs turned - Team (14), Opp (18). CI - Team (1), C. Hunter 1, Opp (1). IBB - Team (3), T. Rumfield 1, G. Cross 1, J. Seagears 1, Opp (7). Picked off - F. Genther 2, G. Cross 1.

(All games Sorted by Earned run avg)

Player	era	w-l	app	gs	cg	sho	sv	ip	h	r	er	bb	so	2b	3b	hr	b/avg	wp	hp	bks	sha			
47 Jonah Hurney	0.00	0-0	2	0	0	0/0	0	2.0	1	0	0	0	1	0	0	0	.143	0	0	0	0			
45 Christian Worley	0.00	0-0	2	0	0	0/0	0	1.2	1	0	0	1	3	0	0	0	.167	0	0	0	0			
10 Nolan Wilson	0.00	0-0	2	0	0	0/0	0	1.2	1	0	0	2	3	1	0	0	.143	0	1	0	0			
40 Henry Weycker	0.00	0-0	3	0	0	0/0	0	1.2	2	0	0	2	1	0	0	0	.333	1	0	0	0			
15 Nic Psimas	0.00	0-0	1	0	0	0/0	0	1.0	0	0	0	1	1	0	0	0	.000	0	0	0	0			
16 Matthew Siverling	1.71	4-0	11	0	0	0/1	2	21.0	16	5	4	9	25	1	0	2	.208	0	1	0	0			
18 Xander Hamilton	2.25	0-0	5	0	0	0/0	0	4.0	1	1	1	2	5	0	0	1	.077	4	1	0	0			
3 Chris Gerard	2.33	2-1	5	5	0	0/1	0	27.0	20	7	7	9	29	3	0	1	.204	4	4	0	0			
12 Shane Connolly	2.83	0-1	11	3	0	0/0	5	28.2	28	10	9	6	42	6	0	1	.248	5	3	0	0			
38 Jaison Heard	3.20	2-0	10	0	0	0/0	1	19.2	21	9	7	6	25	1	0	4	.269	3	0	0	1			
27 Noah Johnson	3.55	0-2	10	0	0	0/0	0	12.2	16	5	5	3	18	0	0	2	.308	3	2	0	0			
34 Anthony Simonelli	4.50	2-0	5	5	0	0/0	0	24.0	20	15	12	10	27	2	0	2	.225	0	3	0	2			
51 Graham Firoved	5.19	1-0	9	0	0	0/1	1	8.2	4	5	5	6	14	1	0	0	.138	2	2	0	0			
39 Peter Sakellaris	5.40	1-0	7	0	0	0/0	0	5.0	9	5	3	3	4	1	0	0	.360	0	1	0	0			
20 Grant Umberger	5.40	0-0	4	0	0	0/0	0	1.2	2	1	1	4	3	0	0	0	.333	2	1	0	1			
30 Peyton Alford	5.65	1-2	7	6	0	0/0	0	28.2	26	24	18	19	47	3	1	4	.239	3	5	1	2			
22 Ryan Okuda	6.88	2-1	9	2	0	0/0	0	17.0	24	15	13	5	19	1	0	1	.312	3	1	0	1			
44 Jackson Ritchey	8.10	0-1	3	2	0	0/0	0	3.1	4	4	3	4	2	2	1	0	.308	3	2	0	1			
46 Griffin Green	8.53	1-0	4	1	0	0/0	0	6.1	9	6	6	2	10	1	0	0	.333	1	2	0	1			
35 Ryan Metz	8.53	0-1	5	1	0	0/0	0	6.1	12	10	6	3	8	4	1	2	.429	1	2	0	1			
25 Samuel Rochard	99.00	0-0	3	0	0	0/0	0	0.0	2	2	2	3	0	0	0	0	1.000	0	0	0	0			
42 Ryan Gleason	99.00	0-0	1	0	0	0/0	0	0.0	1	2	2	1	0	0	0	0	1.000	1	0	0	0			
Totals	4.22	16-9	25	25	0	1/1	9	222.0	220	126	104	101	287	27	3	21	.254	36	31	1	6	5		
Opponents	5.52	9-16	25	25	0	1/1	2	217.0	243	169	133	112	219	51	5	30	.281	33	36	1	16	4		

Player	c	po	a	e	fld%	dp	sba	csb	sba%	pb	ci													
37 Jonah Seagears	11	11	0	0	1.000	0	0	0	---	0	0													
32 Lucas Donlon	11	3	8	0	1.000	1	0	0	---	0	0													
5 Gehrig Ebel	8	8	0	0	1.000	0	0	0	---	2	0													
3 Chris Gerard	6	0	6	0	1.000	0	0	2	.000	0	0													
22 Ryan Okuda	5	0	5	0	1.000	0	3	0	1.000	0	0													
99 Brennan Reback	5	5	0	0	1.000	0	0	0	---	0	0													
16 Matthew Siverling	4	0	4	0	1.000	0	2	1	.667	0	0													
12 Shane Connolly	4	0	4	0	1.000	0	2	0	1.000	0	0													
35 Ryan Metz	3	0	3	0	1.000	0	3	1	.750	0	0													
34 Anthony Simonelli	3	1	2	0	1.000	0	2	3	.400	0	0													
24 Nick Biddison	1	0	1	0	1.000	0	0	0	---	0	0													
27 Noah Johnson	1	0	1	0	1.000	0	1	0	1.000	0	0													
47 Jonah Hurney	1	1	0	0	1.000	0	0	0	---	0	0													
33 Nick Holesa	1	1	0	0	1.000	0	0	0	---	0	0													
11 Cade Swisher	1	1	0	0	1.000	0	0	0	---	0	0													
17 Cade Hunter	153	144	8	1	.993	1	12	1	.923	2	1													
41 Dayne Leonard	138	127	10	1	.993	0	6	3	.667	2	0													
7 TJ Rumfield	193	184	7	2	.990	12	0	0	---	0	0													
19 Gavin Cross	46	41	4	1	.978	3	0	0	---	0	0													
8 Tanner Schobel	81	27	52	2	.975	9	0	0	---	0	0													
31 Jack Hurley	48	46	0	2	.958	0	0	0	---	0	0													
23 Tanner Thomas	18	15	2	1	.944	0	0	0	---	0	0													
29 Carson Jones	15	14	0	1	.933	0	0	0	---	0	0													
26 Kevin Madden	63	10	48	5	.921	6	0	0	---	0	0													
4 Fritz Genther	69	25	37	7	.899	3	0	0	---	0	0													
30 Peyton Alford	4	1	2	1	.750	0	2	1	.667	0	0													
38 Jaison Heard	5	1	2	2	.600	0	1	0	1.000	0	0													
20 Grant Umberger	1	0	0	1	.000	0	0	0	---	0	0													
18 Xander Hamilton	0	0	0	0	.000	0	1	0	1.000	0	0													
42 Ryan Gleason	0	0	0	0	.000	0	0	0	---	0	0													
39 Peter Sakellaris	0	0	0	0	.000	0	0	0	---	0	0													
15 Nic Psimas	0	0	0	0	.000	0	0	0	---	0	0													
51 Graham Firoved	0	0	0	0	.000	0	1	1	.500	0	0													
44 Jackson Ritchey	0	0	0	0	.000	0	0	0	---	0	0													
46 Griffin Green	0	0	0	0	.000	0	1	0	1.000	0	0													
45 Christian Worley	0	0	0	0	.000	0	0	0	---	0	0													
10 Nolan Wilson	0	0	0	0	.000	0	0	0	---	0	0													
40 Henry Weycker	0	0	0	0	.000	0	0	0	---	0	0													
25 Samuel Rochard	0	0	0	0	.000	0	0	0	---	0	0													
Totals	899	666	206	27	.970	14	20	9	.690	6	1													
Opponents	899	651	214	34	.967	18	20	15	.571	4	1													

CONFERENCE STATS

Record: 11-7 Home: 5-4 Away: 6-3 Conference: 11-7

Player	avg	gp-gs	ab	r	h	2b	3b	hr	rbi	tb	slg%	bb	hp	so	gdp	ob%	sf	sh	sb-att	po	a	e	fld%	
19 Gavin Cross	.368	18-18	68	17	25	3	1	5	14	45	.662	8	4	17	0	.451	2	0	0-3	27	3	1	.968	
7 TJ Rumfield	.365	18-18	74	10	27	3	0	2	10	36	.486	9	0	8	1	.429	1	0	1-1	129	5	1	.993	
31 Jack Hurley	.313	18-16	64	19	20	3	0	4	13	35	.547	9	5	18	1	.436	0	0	2-3	33	0	1	.971	
26 Kevin Madden	.308	18-18	78	9	24	4	0	2	17	34	.436	3	1	14	1	.337	1	0	3-4	7	32	5	.886	
8 Tanner Schobel	.267	18-18	75	11	20	5	1	2	10	33	.440	4	3	13	0	.329	0	0	0-0	22	42	2	.970	
23 Tanner Thomas	.225	15-11	40	4	9	2	0	1	2	14	.350	5	2	13	1	.340	0	0	0-1	11	2	0	1.000	
41 Dayne Leonard	.219	13-10	32	4	7	1	0	1	5	11	.344	8	2	13	0	.405	0	1	0-0	110	8	1	.992	
29 Carson Jones	.212	12-8	33	5	7	2	0	1	5	12	.364	3	0	11	1	.256	3	0	2-2	8	0	1	.889	
11 Cade Swisher	.189	11-9	37	4	7	2	0	1	1	12	.324	5	1	16	0	.302	0	0	2-3	1	0	0	1.000	
4 Fritz Genther	.182	17-17	55	7	10	4	0	2	8	20	.364	7	1	18	1	.281	1	1	1-2	21	30	5	.911	
37 Jonah Seagears	.160	14-9	25	5	4	1	0	0	1	5	.200	8	2	11	0	.400	0	1	2-3	8	0	0	1.000	
17 Cade Hunter	.148	9-8	27	3	4	0	0	2	5	10	.370	1	2	11	0	.226	1	0	0-0	96	4	0	1.000	

33 Nick Holesa	1.000	1-0	1	1	1	0	1	0	2	3	3.000	0	0	0	0	1.000	0	0	0-0	0	0	0	.000	
32 Lucas Donlon	.273	7-1	11	1	3	0	0	0	1	3	.273	0	1	4	1	.333	0	0	0-0	1	5	0	1.000	
99 Brennan Reback	.000	4-1	3	0	0	0	0	0	0	0	.000	0	0	3	0	.000	0	0	0-0	0	0	0	.000	
5 Gehrig Ebel	.000	3-0	0	1	0	0	0	0	0	0	.000	1	0	0	0	1.000	0	0	0-0	0	0	0	.000	
Totals	.270	18	623	101	168	30	3	23	94	273	.438	71	24	170	7	.362	9	3	13-22	477	154	20	.969	
Opponents	.247	18	620	90	153	14	1	19	89	226	.365	71	20	211	5	.341	4	4	12-18	473	159	22	.966	

LOB - Team (157), Opp (152). DPs turned - Team (9), Opp (11). CI - Team (0), Opp (1). IBB - Team (2), G. Cross 1, J. Seagears 1, Opp (4). Picked off - F. Genther 2, G. Cross 1.

(Conference games only Sorted by Earned run avg)

Player	era	w-l	app	gs	cg	sho	sv	ip	h	r	er	bb	so	2b	3b	hr	b/avg	wp	hp	bk	sfa	sha
46 Griffin Green	0.00	1-0	2	0	0	0/0	0	3.2	3	0	0	0	6	0	0	0	.214	1	0	0	0	0
18 Xander Hamilton	0.00	0-0	2	0	0	0/0	0	1.1	0	0	0	0	1	0	0	0	.000	0	1	0	0	0
15 Nic Psimas	0.00	0-0	1	0	0	0/0	0	1.0	0	0	0	1	1	0	0	0	.000	0	0	0	0	0
10 Nolan Wilson	0.00	0-0	1	0	0	0/0	0	0.1	0	0	0	1	1	0	0	0	.000	0	1	0	0	0
40 Henry Weycker	0.00	0-0	1	0	0	0/0	0	0.1	1	0	0	0	0	0	0	0	.500	0	0	0	0	0
20 Grant Umberger	0.00	0-0	2	0	0	0/0	0	0.1	0	0	0	2	0	0	0	0	.000	1	1	0	0	1
16 Matthew Siverling	1.65	3-0	8	0	0	0/1	2	16.1	14	4	3	8	19	0	0	1	.226	0	0	0	0	0
3 Chris Gerard	2.57	1-1	4	4	0	0/1	0	21.0	16	6	6	7	22	0	0	1	.211	3	4	0	0	1
12 Shane Connolly	3.12	0-1	10	3	0	0/0	4	26.0	27	10	9	6	39	6	0	1	.257	5	3	0	0	0
22 Ryan Okuda	3.12	1-0	5	0	0	0/0	0	8.2	9	3	3	2	11	0	0	1	.257	2	0	0	0	1
38 Jaison Heard	3.32	2-0	9	0	0	0/0	0	19.0	21	9	7	5	25	1	0	4	.276	3	0	0	0	1
39 Peter Sakellaris	3.38	0-0	4	0	0	0/0	0	2.2	4	3	1	0	1	1	0	0	.286	0	1	0	0	0
34 Anthony Simonelli	5.30	1-0	4	4	0	0/0	0	18.2	17	14	11	10	23	2	0	2	.239	0	1	0	2	0
30 Peyton Alford	5.53	1-2	6	6	0	0/0	0	27.2	24	23	17	18	46	3	1	4	.231	3	4	1	2	0
51 Graham Firoved	7.94	1-0	6	0	0	0/1	1	5.2	2	5	5	6	11	0	0	0	.105	1	2	0	0	0
27 Noah Johnson	8.44	0-2	6	0	0	0/0	0	5.1	9	5	5	2	5	0	0	2	.375	1	1	0	0	0
35 Ryan Metz	18.00	0-1	2	1	0	0/0	0	1.0	3	4	2	0	0	1	0	2	.429	0	1	0	0	0
25 Samuel Rochard	99.00	0-0	2	0	0	0/0	0	0.0	2	2	2	2	0	0	0	0	1.000	0	0	0	0	0
42 Ryan Gleason	99.00	0-0	1	0	0	0/0	0	0.0	1	2	2	1	0	0	0	1	1.000	1	0	0	0	0
Totals	4.13	11-7	18	18	0	1/1	7	159.0	153	90	73	71	211	14	1	19	.247	21	20	1	4	4
Opponents	5.02	7-11	18	18	0	1/1	2	157.2	168	101	88	71	170	30	3	23	.270	25	24	0	9	3

Player	c	po	a	e	fld%	dp	sba	csb	sba%	pb	ci
17 Cade Hunter	100	96	4	0	1.000	0	4	0	1.000	2	0
23 Tanner Thomas	13	11	2	0	1.000	0	0	0	---	0	0
37 Jonah Seagears	8	8	0	0	1.000	0	0	0	---	0	0
32 Lucas Donlon	6	1	5	0	1.000	1	0	0	---	0	0
3 Chris Gerard	6	0	6	0	1.000	0	0	2	.000	0	0
12 Shane Connolly	4	0	4	0	1.000	0	2	0	1.000	0	0
34 Anthony Simonelli	3	1	2	0	1.000	0	2	2	.500	0	0
16 Matthew Siverling	3	0	3	0	1.000	0	1	1	.500	0	0
22 Ryan Okuda	2	0	2	0	1.000	0	0	0	---	0	0
35 Ryan Metz	1	0	1	0	1.000	0	1	0	1.000	0	0
27 Noah Johnson	1	0	1	0	1.000	0	0	0	---	0	0
11 Cade Swisher	1	1	0	0	1.000	0	0	0	---	0	0
7 TJ Rumfield	135	129	5	1	.993	8	0	0	---	0	0
41 Dayne Leonard	119	110	8	1	.992	0	6	2	.750	2	0
31 Jack Hurley	34	33	0	1	.971	0	0	0	---	0	0
8 Tanner Schobel	66	22	42	2	.970	7	0	0	---	0	0
19 Gavin Cross	31	27	3	1	.968	2	0	0	---	0	0
4 Fritz Genther	56	21	30	5	.911	3	0	0	---	0	0
29 Carson Jones	9	8	0	1	.889	0	0	0	---	0	0
26 Kevin Madden	44	7	32	5	.886	3	0	0	---	0	0
30 Peyton Alford	4	1	2	1	.750	0	2	1	.667	0	0
38 Jaison Heard	5	1	2	2	.600	0	1	0	1.000	0	0
42 Ryan Gleason	0	0	0	0	.000	0	0	0	---	0	0
46 Griffin Green	0	0	0	0	.000	0	0	0	---	0	0
33 Nick Holesa	0	0	0	0	.000	0	0	0	---	0	0
15 Nic Psimas	0	0	0	0	.000	0	0	0	---	0	0
10 Nolan Wilson	0	0	0	0	.000	0	0	0	---	0	0
40 Henry Weycker	0	0	0	0	.000	0	0	0	---	0	0
20 Grant Umberger	0	0	0	0	.000	0	0	0	---	0	0
5 Gehrig Ebel	0	0	0	0	.000	0	0	0	---	0	0
39 Peter Sakellaris	0	0	0	0	.000	0	0	0	---	0	0
99 Brennan Reback	0	0	0	0	.000	0	0	0	---	0	0
18 Xander Hamilton	0	0	0	0	.000	0	1	0	1.000	0	0
51 Graham Firoved	0	0	0	0	.000	0	1	0	1.000	0	0
25 Samuel Rochard	0	0	0	0	.000	0	0	0	---	0	0
Totals	651	477	154	20	.969	9	12	6	.667	4	0
Opponents	654	473	159	22	.966	11	13	9	.591	4	1

HEADSHOT ROSTER



2
Sam TACKETT
IF | 6-0 | 195 | Fr.
Lexington, Ky.



3
Chris GERARD
P | 5-10 | 175 | So.
Wayne, N.J.




4
Fritz GENTHER
IF | 5-8 | 165 | Fr.
Kingston, N.Y.



5
Gehrig EBEL
C | 6-0 | 190 | Fr.
Ooltewah, Tenn.



7
TJ RUMFIELD
IF | 6-5 | 225 | r-Fr.
Temple, Texas



8
Tanner SCHOBEL
IF | 5-10 | 170 | Fr.
Williamsburg, Va.



9
Brennan REBACK
OF | 6-0 | 195 | Jr.
Vernon Hills, Ill.



10
Nolan WILSON
P | 6-3 | 210 | r-So.
Atlanta, Ga.




11
Cade SWISHER
OF | 5-11 | 190 | Fr.
Chesterfield, Va.



12
Shane CONNOLLY
P | 6-2 | 175 | Jr.
Huntersville, N.C.



15
Nic PSIMAS
P | 6-6 | 225 | Fr.
Chesapeake, Va.



16
Matthew SIVERLING
P | 6-4 | 190 | Fr.
Matthews, N.C.



17
Cade HUNTER
C | 6-2 | 200 | Fr.
Mount Laurel, N.J.



18
Xander HAMILTON
P | 6-4 | 220 | Fr.
Raleigh, N.C.



19
Gavin CROSS
P/OF | 6-3 | 210 | Fr.
Bristol, Tenn.



20
Grant UMBERGER
P | 6-4 | 225 | Fr.
Chester Springs, Pa.



21
Kyle MCKERNAN
P | 6-5 | 200 | Fr.
Waxhaw, N.C.



22
Ryan OKUDA
P | 6-1 | 170 | Jr.
Gibsonia, Pa.




23
Tanner THOMAS
OF | 5-11 | 190 | Sr.
Jacksonville, Fla.



24
Nick BIDDISON
IF | 5-10 | 190
Glen Allen, Va.



25
Samuel ROCHARD
P | 6-1 | 205 | Fr.
Williamsburg, Va.



26
Kevin MADDEN
IF | 6-1 | 215 | So.
Glenwood, Md.



27
Noah JOHNSON
P | 6-5 | 195 | Fr.
Toledo, Ohio



28
Brayden MERRICK
IF | 6-3 | 210 | Fr.
Wirtz, Va.




29
Carson JONES
OF | 6-2 | 190 | Fr.
Glen Allen, Va.



30
Peyton ALFORD
P | 6-0 | 190 | Sr.
Knoxville, Tenn.



31
Jack HURLEY
OF | 6-0 | 185 | Fr.
Boalsburg, Pa.



32
Lucas DONLON
IF | 6-0 | 205 | Fr.
McLean, Va.



33
Nick HOLSEA
IF | 6-2 | 205 | So.
Huntingdon, Pa.



34
Anthony SIMONELLI
P | 6-2 | 200 | Jr.
Winchester, Va.



35
Ryan METZ
P | 6-1 | 190 | Jr.
Fishers, Ind.



37
Jonah SEAGERS
OF | 5-11 | 184 | So.
Gainesville, Va.



38
Jaison HEARD
P | 6-1 | 205 | Sr.
Maitland, Fla.



39
Peter SAKELLARIS
P | 6-0 | 185 | Fr.
Milton, Mass.



40
Henry WEYCKER
P | 5-11 | 205 | Fr.
Wellesley, Mass.



41
Dayne LEONARD
C | 6-0 | 195 | Fr.
Spring Green, Wis.



42
Ryan GLEASON
P | 6-5 | 210 | Fr.
Laytonville, Md.



43
Dusty MERCER
OF | 6-1 | 215 | Fr.
Matthews, N.C.



44
Jackson RITCHEY
P | 6-5 | 190 | Fr.
Huntingdon, Pa.



45
Parker STALLARD
OF | 5-11 | 190 | Fr.
Salem, Va.



46
Griffin GREEN
P | 6-3 | 205 | Fr.
Chelmsford, Mass.




47
Jonah HURNEY
P | 5-8 | 180 | So.
Kamuela, Hawai'i




48
Brady KIRTNER
P | 5-11 | 170 | Fr.
Christiansburg, Va.



49
Ethan FIROVED
P | 6-1 | 185 | Fr.
Virginia Beach, Va.



50
Christian WORLEY
P | 6-1 | 170 | Fr.
Alton, Va.



51
Graham FIROVED
P | 6-1 | 185 | So.
Virginia Beach, Va.



53
Jenner KEHE
P | 6-1 | 165 | Fr.
Golden, Colo.



55
Mike GRUPÉ
P | 6-1 | 195 | Fr.
Purcellville, Va.



John SZEFC
Head Coach
Fourth season



Kurt ELBIN
AC/Rec. Coord.
Fourth Season



Ryan FECTEAU
Assistant Coach
Fourth season



Tyler HANSON
Volunteer AC
Third season



Corey HAINES
Director of Ops
Fourth season



Kyle SARAZIN
Director, Player Dev.
Second season



Tyson PETERSHEIM
Consultant
Second season