



VIRGINIA TECH

2021 BASEBALL



20 MLB PLAYERS • 23 ALL-AMERICANS • 10 NCAA APPEARANCES • 102 DRAFT SELECTIONS

GAMES 37

THE MATCHUP

GAMES 37 | APRIL 27 | ENGLISH FIELD AT ATLANTIC UNION BANK PARK | BLACKSBURG, VA.

VIRGINIA TECH HOKIES (21-15, 15-12 ACC)



Head Coach:
John Szefc
Record at VT:
77-80 (4th Year)
Career Record:
469-339-3 (16th Year)



ETSU BUCCANEERS (15-12, 8-9)



Head Coach:
Joe Pennucci
Record at NCST:
92-66 (4th Year)
Career Record:
92-66 (4th Year)

2021 TEAM STATS

	No.	NCAA	ACC
Batting Average	.279	74	4
Runs	244	51	2
Hits	348	53	3
Home Runs	46	28	4
Stolen Bases	30	150	7
ERA	5.05	142	11
WHIP	1.51	146	12
Fielding Pct	0.974	61	7

* Rankings as of April 27, 2021

2021 TEAM STATS

	No.	NCAA	ACC
Batting Average	.235	258	8
Runs	180	160	6
Hits	268	180	8
Home Runs	36	69	2
Stolen Bases	29	159	8
ERA	3.86	39	1
WHIP	1.33	53	2
Fielding Pct	0.968	142	3

* Rankings as of April 27, 2021

SERIES HISTORY: VIRGINIA TECH - ETSU

Overall: 10-4
In Blacksburg: 5-2
In Johnson City: 5-1
At Neutral Sites: 0-1
Last Meeting: April 6, 2021 - W, 15-5 - Johnson City, TN

Last Five Meetings (4-1)

Date	Result	Location
April 6, 2021	W, 15-5	Johnson City, TN
February 18, 2020	W, 10-3	Blacksburg, Va.
April 10, 2019	W, 4-2	Johnson City, TN
February 19, 2019	W, 9-3	Blacksburg, Va.
April 18, 2017	L, 4-7	Johnson City, TN


KEY STORYLINES

AT THE PLATE

- Coming off its ACC series against North Carolina State, Virginia Tech Baseball is looking for its second win of the season against ETSU on Tuesday at English Field at Atlantic Union Bank Park with the game being broadcast on ACC Network Extra.
- The Hokies (21-15, 15-12 ACC) and Buccaneers (18-17, 8-9, SoCon) will meet for the second time this season. Tech lead the all-time series 10-4 and have won four out of the last five matchups.
- The Hokies beat ETSU 15-5 earlier this season. Gavin Cross had 7 RBIs and hit for the cycle in his home state of Tennessee.

WHO TO WATCH

- Tanner Schobel has been one freshman earning his spot as a starter this season.
- The Williamsburg, Virginia native has collected 39 hits for the Hokies this season and is currently batting .279 in 36 games.
- Schobel has brought in 27 runs for Tech this year.



STANDINGS

ATLANTIC DIVISION

TEAM	OVERALL	ACC	PCT
Louisville	23-11	14-6	0.700
Notre Dame	20-8	18-8	0.692
Florida State	20-15	15-12	0.556
NC State	19-13	12-12	0.500
Clemson	17-18	11-12	0.478
Wake Forest	13-19	6-16	0.273
Boston College	16-21	6-18	0.250

COASTAL DIVISION

TEAM	OVERALL	ACC	PCT
Pitt	20-11	14-10	0.583
Virginia Tech	21-15	15-12	0.556
Georgia Tech	19-16	15-12	0.556
Miami	22-13	14-12	0.538
North Carolina	20-17	14-13	0.519
Virginia	19-19	11-16	0.407
Duke	18-18	9-15	0.375

2021 SCHEDULE

RECORD	21-15
ACC	15-12
NON-CONFERENCE	6-3
HOME	11-8
AWAY	10-7
NEUTRAL	0-0

Date	Opponent	TV	Time/Result
2/21	Kent State (DH)	ACCNX	W, 3-1; W, 9-2
2/23	Radford	ACCNX	W, 22-2
2/26	at Miami*	ACCNX	W, 5-3
2/27	at Miami*	ACCNX	L, 3-0
2/28	at Miami*	ACCNX	W, 9-6
3/5	North Carolina*	ACCNX	W, 10-6
3/6	North Carolina*	ACCNX	W, 6-4
3/7	North Carolina*	ACCNX	L, 9-6
3/9	VCU	ACCNX	W, 10-9
3/10	VCU	ACCNX	L, 7-10
3/12	Florida State*	ACCNX	L, 6-4
3/13	Florida State*	ACCNX	W, 5-0
3/14	Florida State*	ACCNX	L, 14-7
3/16	UNC Greensboro	ACCNX	L, 7-2
3/19	at Clemson*		L, 8-2
3/20	at Clemson*		W, 11-3
3/21	at Clemson*		L, 4-2
3/26	at Pitt*		W, 5-1
3/27	at Pitt*		W, 8-4
3/28	at Pitt*		W, 8-4
4/1	Boston College*	ACCNX	L, 7-3
4/2	Boston College*	ACCNX	W, 6-5
4/3	Boston College*	ACCNX	W, 4-3
4/6	at East Tennessee State		W, 15-5
4/9	at Wake Forest*		W, 8-4
4/10	at Wake Forest*		W, 16-4
4/11	at Wake Forest*		W, 10-9
4/13	at Liberty		L, 8-2
4/16	Georgia Tech*	ACCNX	L, 15-11
4/17	Georgia Tech*	ACCNX	W, 7-0
4/18	Georgia Tech*	ACCNX	L, 11-4
4/20	VMI	ACCNX	W, 7-5
4/23	at NC State*		L, 3-1
4/25	at NC State*		L, 11-3
4/25	at NC State*		L, 7-6
4/27	East Tennessee State	ACCNX	6 PM
4/30	Virginia*	ACCN	7 PM
5/1	Virginia*	ACCN	7 PM
5/2	Virginia*	ACCN	6 PM
5/4	Georgetown	ACCNX	6 PM
5/8	Toledo (DH)	ACCNX	2 PM
5/9	Toledo	ACCNX	2 PM
5/12	Liberty	ACCN	6 PM
5/14	at Duke*		TBD
5/15	at Duke*		TBD
5/16	at Duke*		TBD
5/20	Notre Dame*	ACCNX	6 PM
5/21	Notre Dame*	ACCNX	6 PM
5/22	Notre Dame*	ACCNX	1 PM
5/25-5/30	ACC Championship ¹		TBA

* - ACC Game
1 - Played at TBD

All Times Eastern & Subject to Change

QUICK FACTS

THE BASICS

University Name: Virginia Tech
 Location: Blacksburg, Va.
 Founded: 1872
 Enrollment: 36,000
 President: Dr. Timothy Sands
 Director of Athletics: Whit Babcock
 Nickname: Hokies
 Mascot: Hokie Bird
 Colors: Chicago Maroon and Burnt Orange
 Affiliation: NCAA Division I
 Conference: Atlantic Coast

FIELD FACTS

English Field at Atlantic Union Bank Park
 Normal Capacity: 4,000
 2021 Capacity: 250
 Record at Ballpark: 514-298-3 (.633) 33rd Season
 Dimensions: 330-375-400-375-330
 Surface: AstroTurf

TEAM INFORMATION

2020 Record: 11-5
 Home/Away/Neutral: 8-0/3-3/0-2
 Conference Record: 1-2
 Home/Away: -1/2
 Conference Finish: n/a
 Conference Tournament: n/a
 Starters Returning: Pos. Players: 6, Pitchers: 2
 Starters Lost: Pos. Players: 3, Pitchers: 1
 Lettermen Returning/Lost: 26/8
 Newcomers: 20

Total seasons: 128th
 All-Time Record: 2,202-1,608-26
 College World Series Appearances: none
 NCAA Regional Appearances: 10
 Last NCAA Appearance/Regional: 2013/Blacksburg
 NCAA Record (Overall): 2-2 (9-20)
 Conference Titles: 11
 Last Conference Title: 2002 (BIG EAST reg.)

MEDIA INFORMATION

CREDENTIALS

Outlets interested in obtaining credentials to cover Virginia Tech baseball home games must apply for credentials via email:

taylorso1@vt.edu

All credentials for Virginia Tech home games this season will be issued on a single-game basis, and media seating is extremely limited.

INTERVIEW POLICY

Gamedays: Coach John Szefc and requested players will be available to the media after the game and following a 10-minute cooling off period. For home games, both player interviews and Coach Szefc will be conducted online via Zoom.

Non-Gamedays: All coach and player interview requests need to be arranged through the Virginia Tech Strategic Communications Office - contact Taylor Seay (c: 540-748-9774; e: taylorso1@vt.edu). Players and coaches should not be contacted directly under any circumstances.

COACHING & SUPPORT STAFF

Head Coach: John Szefc (Drexel, 1989)
Record at VT (Years): 77-75 (4th)
Overall Record (Years): 466-334-3 (16th)
Assistant Coach: Ryan Fecteau (4th Season)
Assistant Coach: Kurt Elbin (4th Season)
Volunteer Assistant Coach: Tyler Hanson (3rd Season)
Director of Operations: Corey Haines (4th Season)
Director of Player Development: Kyle Sarazin (2nd Season)
Baseball Consultant: Tyson Petersheim (1st Season)
Strength & Conditioning: Brian Neal (3rd Season)
Athletic Trainer: Kyle Staggers (3rd Season)
Equipment: Daniel Mervos (4th Season)
Nutritionist: Alyson Onyon (4th Season)
Academics: Mike Swanhart (13th Season)

2021 VIRGINIA TECH NUMERICAL ROSTER

No.	Name	Pos.	Cl.	B/T	Ht.	Wt.	Hometown/Previous School
2	Sam Tackett	IF	Fr.	R/R	6-0	195	Lexington, Ky./Lafayette
3	Chris Gerard	P	So.	R/L	5-10	175	Wayne, N.J./Bergen Catholic
4	Fritz Genter	IF	Fr.	R/R	5-8	165	Kingston, N.Y./Kingston
5	Gehrig Ebel	C	Fr.	R/R	6-0	190	Ooltewah, Tenn./Baylor School
7	TJ Rumfield	IF	R-Fr.	L/R	6-5	225	Temple, Texas/Texas Tech
8	Tanner Schobel	IF	Fr.	R/R	5-10	170	Williamsburg, Va./Walsingham Academy
9	Brennan Reback	OF	Jr.	L/L	6-0	195	Vernon Hills, Ill./Central Arizona JC
10	Nolan Wilson	P	R-So.	R/R	6-3	210	Atlanta, Ga./Lakeside
11	Cade Swisher	OF	Fr.	L/R	5-11	190	Chesterfield, Va./Cosby
12	Shane Connolly	P	Jr.	L/L	6-2	175	Huntersville, N.C./The Citadel
15	Nic Psimas	P	Fr.	R/R	6-6	225	Chesapeake, Va./Nansemond-Suffolk Academy
16	Matthew Siverling	P	Fr.	L/L	6-4	190	Matthews, N.C./Charlotte Christian
17	Cade Hunter	C	Fr.	L/R	6-2	200	Mount Laurel, N.J./Lenape
18	Xander Hamilton	P	Fr.	L/R	6-4	220	Raleigh, N.C./Needham Broughton
19	Gavin Cross	P/OF	Fr.	L/L	6-3	210	Bristol, Tenn./Tennessee
20	Grant Umberger	P	Fr.	R/L	6-4	225	Chester Springs, Pa./Downingtown East
21	Kyle McKernan	P	Fr.	R/R	6-5	200	Waxhaw, N.C./Marvin Ridge
22	Ryan Okuda	P	Jr.	L/L	6-1	170	Gibsonia, Pa./Pine-Richland
23	Tanner Thomas	OF	Sr.	L/R	5-11	190	Jacksonville, Fla./Tallahassee CC
24	Nick Biddison	IF	So.	R/R	5-10	190	Glen Allen, Va./St. Christopher's
25	Samuel Rochard	P	Fr.	R/R	6-1	205	Williamsburg, Va./Warhill
26	Kevin Madden	IF	So.	R/R	6-1	215	Glenwood, Md./St. Paul's
27	Noah Johnson	P	Fr.	L/L	6-5	195	Toledo, Ohio/St. Francis De Sales
28	Brayden Merrick	IF	Fr.	R/R	6-3	210	Wirtz, Va./Franklin County
29	Carson Jones	OF	Fr.	L/L	6-2	190	Glen Allen, Va./Deep Run
30	Peyton Alford	P	Sr.	L/L	6-0	190	Knoxville, Tenn./Walters State CC
31	Jack Hurley	OF	Fr.	L/R	6-0	185	Boalsburg, Pa./State College
32	Lucas Donlon	IF	Fr.	R/R	6-0	205	McLean, Va./Georgetown Prep
33	Nick Holesa	IF	So.	L/R	6-2	205	Huntingdon, Pa./Huntingdon Area
34	Anthony Simonelli	P	Jr.	R/R	6-2	200	Winchester, Va./St. John's River SC
35	Ryan Metz	P	Jr.	R/R	6-1	190	Fishers, Ind./Fishers
37	Jonah Seagears	OF	So.	R/R	5-11	184	Gainesville, Va./Battlefield
38	Jaison Heard	P	Sr.	R/R	6-1	205	Maitland, Fla./St. John's River SC
39	Peter Sakellaris	P	Fr.	R/R	6-0	185	Milton, Mass./Milton Academy
40	Henry Weycker	P	Fr.	L/L	5-11	205	Wellesley, Mass./Wellesley
41	Dayne Leonard	C	Fr.	R/R	6-0	195	Spring Green, Wis./Des Moines Area CC
42	Ryan Gleason	P	Fr.	L/L	6-5	210	Laytonsville, Md./Georgetown Prep
43	Dusty Mercer	OF	Fr.	L/L	6-1	215	Matthews, N.C./Weddington
44	Jackson Ritchey	P	Fr.	R/R	6-5	190	Huntingdon, Pa./Huntingdon Area
46	Griffin Green	P	Fr.	R/R	6-3	205	Chelmsford, Mass./Phillips Academy
47	Jonah Hurney	P	So.	L/L	5-8	180	Kamuela, Hawaii/Southwestern Oregon CC
48	Brady Kirtner	P	Fr.	R/R	5-11	170	Christiansburg, Va./Christiansburg
49	Ethan Firoved	P	Fr.	L/L	6-1	185	Virginia Beach, Va./First Colonial
50	Christian Worley	P	Fr.	R/R	6-1	170	Alton, Va./Halifax County
51	Graham Firoved	P	So.	R/R	6-1	185	Virginia Beach, Va./Northwest Florida JC
53	Jenner Kehe	P	Fr.	R/R	6-1	165	Golden, Colo./Lakewood
55	Mike Grupé	P	Fr.	R/R	6-1	195	Purcellville, Va./Loudoun Valley

PRONUNCIATION GUIDE

Chris Gerard	Jur-ARD
Gehrig Ebel	Gair-ig Ee-bull
Tanner Schobel	SHOW-bull
Nic Psimas	SIM-is
Grant Umberger	UHM-bur-ger
Kyle McKernan	Muh-ker-nin
Matthew Siverling	SIV-er-ling
Ryan Okuda	OH-koo-duh
Brayden Merrick	MAIR-ick
Samuel Rochard	ROW-shard

PRONUNCIATION GUIDE

Peyton Alford	ALL-ferd
Anthony Simonelli	SY-MON-eil-ee
Jonah Seagears	SEE-gers
Jaison Heard	JAY-sin
Peter Sakellaris	SACK-uh-lair-is
Ethan & Graham Firoved	FEAR-oh-ved
Henry Weycker	WHY-ker
Mike Grupé	grew-PAY
John Szefc	SHEFF
Ryan Fecteau	FECK-toe
Nick Holesa	Ho-LEE-suh



THE SZEFFC FILE

Record at Tech

Seasons: Fourth Season
Record: 79-80 (.497)
ACC Record: 33-57 (.367)
vs. Nonconference: 46-23 (.667)
vs. Ranked Teams: 13-29 (.256)
Record at Home: 43-35 (.551)
Record on Road: 29-39 (.426)
Record at Neutral: 7-6 (.538)

Career Record

Seasons: 16th Season
Record: 471-339-3 (.581)
ACC Record: 59-90 (.396)
vs. Ranked Teams: 39-62 (.386)

Personal

Hometown: Middletown, New York
Wife: Barbara
Children: Anna, John Michael, Sam

Education

College: Drexel (corporate communications, 1989)
 Temple (MA sports administration)

Playing Experience

Connecticut (1986-87)
 Drexel (1988-89)

Fast Facts

- Has led his teams to seven NCAA postseason berths – Maryland (3), Marist (4).
- Advanced to back-to-back NCAA Super Regionals in 2014 and 2015 at Maryland.
- Only coach in Maryland program history to post five consecutive 30-win seasons.
- Only coach at Maryland to post back-to-back 40- win seasons and advance to a Super Regional.
- Maryland made three NCAA appearances in the first 120 years in program history. Szeffc led the Terps to three berths in five seasons.
- His .596 winning percentage at Maryland is the best ever in school history.
- Owns 10 overall 30-win seasons, which includes three 40-win seasons – Maryland (2), Marist (1).
- Has won two conference regular-season titles and four tournament titles at Marist – Metro Atlantic Athletic Conference (3), Northeast Conference (1).
- Has coached 107 players that have been drafted or signed pro contracts since 1997, including 34 over the last seven drafts (as a head coach).
- Was NEC Coach of the Year in 1997 and ABCA Northeast Coach of the Year in 2001.
- Has developed 23 All-Americans, including 10 at Maryland.

Virginia Tech Director of Athletics Whit Babcock announced the hiring of Tech's 25th head baseball coach on June 9, 2017 and formally introduced John Szeffc as the head coach of the baseball program at a press conference a few days later on June 15. The 2020 season will mark his third as the Hokies' head coach.

Szeffc (pronounced SHEFF), who won his 400th career game on March 10, 2018 guiding the Hokies to a 3-1 victory over Pitt, accepted the position at Tech after leading Maryland to three NCAA appearances and a 180-122 (.596) overall record as the Terrapins' head coach. Before arriving in Blacksburg, Szeffc owned a 392-259-3 (.602) career record in 12 seasons as an NCAA head coach, producing 10 campaigns with 30 or more wins.

In addition to ending a 43-year NCAA tournament drought and becoming the fastest coach to 100 career wins at Maryland, Szeffc spent seven seasons (1996-2002) at the helm of the Marist College baseball program, where he led the team to four conference championships, four NCAA Regional appearances and a 212-137-3 (.607) overall mark. Szeffc earned Northeastern Conference Coach of the Year honors in 1997 and was the American Baseball Coaches Associate Northeast Region Coach of the Year in 2001.

The first coach in Maryland history to ever take the Terrapins to an NCAA Super Regional, Szeffc accomplished the feat twice in 2014 and 2015 as he guided the program to the first two 40-win seasons in school history and claimed Maryland's first two NCAA Regional crowns. Maryland achieved a final No. 14 ranking both seasons, the highest finishes in school history.

He guided the Terrapins to the ACC Tournament final for the first time in 38 years in 2014 and then took Maryland to the Big Ten tournament final in the school's initial season in that conference, winning a program-best 42 games in 2015.

Szeffc has coached 107 players that have been drafted or signed professional contracts since 1997, including four in 2018 and five in 2019. Over the last seven drafts, 34 of his players have been selected, including the 45th pick of the 2014 draft Jake Stinnett, the highest pick of a Maryland player in almost a decade. Almost a dozen have gone on to play in the Major Leagues, including most recently, Mike Shawaryn (Red Sox) and Lamonte Wade (Twins) in 2019. He has also helped develop 23 All-Americans, including 10 of the 20 players in Maryland history to earn that distinction.

The Middletown, N.Y. native arrived at Maryland after a two-year stint as associate head coach and recruiting coordinator at Kansas State (2011-12) and a two-season stay as assistant head coach and recruiting coordinator at Kansas (2009-10). He also enjoyed a six-season tenure as an assistant coach and recruiting coordinator at Louisiana (2003-08). Szeffc began his coaching career as an assistant at Sacred Heart (1995) and at Drexel (1990-93).

Szeffc managed the New York Generals in the Atlantic College Baseball League during the summers of 1995 and 1996. He led the club to a 47-28 record, earned two consecutive division titles and took the Generals to the ACBL title game in 1996.

Collegiately, he played two years at Connecticut before transferring in 1987 to Drexel. During his senior campaign for the Dragons, he was tabbed an All-East Coast Conference outfielder.

He graduated from Drexel University with a degree in corporate communications in 1989. He also holds a master's degree in sports administration from Temple University.

Szeffc and his wife, Barbara, have a daughter, Anna, and two sons, John Michael and Sam.

SZEFFC'S YEAR-BY-YEAR HEAD COACHING RECORD

YEAR	SCHOOL	OVERALL	CONFERENCE	CONFERENCE	POSTSEASON
		RECORD	RECORD	FINISH	
1996	Marist	16-24	8-13	7th Northeast	
1997	Marist	32-19	14-7	T-1st Northeast	NCAA Regional
1998	Marist	30-17	18-8	2nd MAAC North	
1999	Marist	27-23	14-12	3rd MAAC North	
2000	Marist	33-19-2	16-11	4th MAAC	NCAA Regional
2001	Marist	33-21-1	17-10	3rd MAAC	NCAA Regional
2002	Marist	41-14	22-5	1st MAAC	NCAA Regional
2013	Maryland	30-25	11-19	4th ACC Atlantic	
2014	Maryland	40-23	15-14	2nd ACC Atlantic	NCAA Super Regional
2015	Maryland	42-24	14-10	T-3rd Big Ten	NCAA Super Regional
2016	Maryland	30-27	13-11	T-6th Big Ten	
2017	Maryland	38-23	15-9	5th Big Ten	NCAA Regional
2018	Virginia Tech	21-33	8-22	7th ACC Coastal	
2019	Virginia Tech	26-27	9-21	6th ACC Coastal	
2020	Virginia Tech	11-5	1-2		
2021	Virginia Tech	21-12	15-9		
At Marist (7 seasons)		212-137-3	(.607)	4 MAAC Tourney Titles; 4 NCAA Regionals	
At Maryland (5 seasons)		180-122	(.596)	3 NCAA Regionals; 2 Super Regionals	
At Tech (4 seasons)		79-80	(.497)		
Overall (16 seasons)		471-339-3	(.581)	7 NCAA Regionals, 2 Super Regionals	

BY THE NUMBERS

2

Freshman Tanner Schobel hit two home runs in Game 3 on Sunday. The Williamsburg, Virginia native has 27 RBIs on the season and moved his home run total to 6 on the year.

10

Gavin Cross now has 10 home runs this season. The freshman is leading the ACC in batting average (.412) and hits (54). The Bristol, Tennessee native also leads the ACC in runs scored (38).

5

Virginia Tech baseball currently has 5 ACC series wins this season. The Hokies have swept Pitt and Wake Forest this season and have won two series over ranked ACC opponents in Miami and North Carolina.

NOTEWORTHY

NONCONFERENCE MATCHUPS

- The Hokies have now won 6 nonconference matchups this season.
- Tech beat Kent State to start the season followed by a 22-2 win over Radford.
- The Hokies defeated their recent opponent, VMI, on Tuesday 7-5.

SPRING CLEANING

- The Hokies have now swept two ACC opponents this season, Pitt and Wake Forest.
- Tech's sweep against the Demon Deacons was the first time in school history sweeping Wake Forest.
- The Hokies had 10 home runs on the weekend, six of those coming against

ACC Player of the Week

- Gavin Cross continues to be a standout for the Hokies after being recognized as the Atlantic Coast Conference Player of the Week on Monday.
- The Freshman hit for the cycle on Tuesday against ETSU and went 10-for-20 (.500) in the last four games.
- Cross had an extra-base hit in every game against Wake Forest.

HOMETOWN HERO

- Gavin Cross was right in his element against ETSU on Tuesday.
- Cross' dad, Adam, was a standout at ETSU himself.
- The Bristol native brought in seven runs against his dad's former team and hit the first grand slam of his career.
- The freshman also hit for the cycle on Tuesday, the first time a Hokie has hit for the cycle since 2010 when Tim Smalling went 5-for-5 against Columbia.

GREEN MEANS A LITTLE MORE TO TECH

- Starting against Florida State, a number of Hokies started wearing green wristbands with "Living the Dash" and "Tobin" during games.
- Freshman Noah Johnson's friend, Brady Tobin, from back home in Ohio started the campaign in honor of his mom.
- Kathy Tobin, Brady's mom, was diagnosed with Stage 4 liver and lung cancer this year. The campaign was started in her honor to raise awareness for the disease.
- The Hokies continue to wear the bracelets in her honor this season.

BRING OUT THE BROOMS

- The sweep last weekend at Pitt marks the 11th time the Hokies have swept an ACC opponent, the first time since 2017.
- It also marks the second time in history that Tech has swept an ACC ranked opponent. The last time was in 2015 when the Hokies swept No. 1 Virginia.
- The Hokies have now swept Pitt twice since joining the ACC.
- Tech is looking to face Boston College this weekend and have swept the Eagles four times since joining the ACC.

FRESHMAN YEAR PT. 2

- Freshman Gavin Cross has proven himself to be one of the leaders for the Hokies this season after having his true freshman season cut short.
- The Bristol, Tennessee native is currently batting .359 for Tech, ranking 10th in the ACC.
- Cross was recently recognized as the No. 25 outfielder in the nation by D1 Baseball.

ACC FOES

- Tech is coming into this ACC series with a 5-4 record in ACC play.
- The Hokies have won two ACC series this season so far against opponents Miami and UNC.
- The series win in Miami was the first ever win at Miami and the win against UNC was the first in Tech history since joining the ACC.
- The Hokies are still set to play eight more ACC series following Clemson this weekend.

RANKINGS GALORE

- For the past three weeks, Virginia Tech baseball has been ranked on at least two polls around the NCAA.
- Tech currently sits at No. 25 on the D1 Baseball Poll, dropping from it's No. 18 position last week.
- The Hokies also rank No. 13 this week on the Baseball America poll after being ranked No. 12 last week.

RECORD BREAKDOWN

	Overall	ACC
Overall	21-15	15-12
Home	11-8	6-6
Away	10-7	9-6
Neutral	--	--
Non-Conference	6-3	--
vs. Ranked Opponent	7-2	7-2
Day Games	19-12	14-9
Night Games	2-3	1-3
vs. Left-Handed Starter	4-3	2-3
vs. Right-Handed Starter	17-12	13-9
1-Run Games	4-1	3-1
2-Run Games	4-3	2-3
5+ Run Games	7-6	4-4
Extra Innings	--	--
Shutouts	2-1	2-1
Scoring 0-2 Runs	0-6	0-4
Scoring 3-5 Runs	5-4	4-4
Scoring 6-9 Runs	9-4	7-3
Scoring 10+ Runs	7-1	4-1
Opp. 0-2 Runs	6-0	3-0
Opp. 3-5 Runs	11-3	9-3
Opp. 6-9 Runs	4-7	3-5
Opp. 10+ Runs	0-5	0-4
Score in 1st Inning	9-3	4-2
Opp. Score in 1st Inning	10-6	8-5
Score First	12-5	8-4
Opp. Score First	9-10	7-8
After 6 Innings:		
Leading	16-3	12-3
Trailing	2-10	2-7
Tied	3-2	1-2
After 7 Innings:		
Leading	17-1	12-1
Trailing	1-13	1-10
Tied	3-1	2-1
After 8 Innings:		
Leading	19-0	14-0
Trailing	1-15	1-12
Tied	1-0	--
Hit 0 Home Runs	3-8	2-5
Hit 1 Home Run	8-3	6-3
Hit 2+ Home Runs	10-4	7-4
Opp. 0 Home Runs	12-2	7-1
Opp. 1 Home Run	7-6	6-4
Opp. 2+ Home Runs	2-7	2-7
Made 0 Errors	13-4	10-4
Made 1 Error	4-4	2-2
Made 2+ Errors	4-7	3-6
Opp. 0 Errors	8-5	5-4
Opp. 1 Error	3-7	3-6
Opp. 2+ Errors	10-3	7-2
Out-Hit Opp.	15-3	11-3
Out-Hit by Opp.	4-10	2-7
Hits are tied	2-2	2-2
BY MONTH		
February	5-1	2-1
March	8-7	7-5
April	8-7	6-6
May	--	--
BY UNIFORM		
All Whites	3-0	2-0
Maroon Top	2-1	1-0
Orange Top	--	--
Black Top	1-2	1-2

RING THE SCHO-BELL

- Freshman Tanner Schobel continues to shine for the Hokies in his first year as a Hokie.
- He currently leads Tech with 17 RBIs, eight of those against ACC opponents.
- He had two doubles in Game 1 against UNC and against VCU.
- He is currently fourth on the Hokies' roster in hits (13).

FRESHMAN PHENOMS

- Freshman starters Jack Hurley and Tanner Schobel have been dominating for the Hokies since the beginning of the season.
- Schobel currently leads the team with 14 RBIs in nine games.
- Hurley and Schobel both hit home runs against UNC over the weekend.
- Hurley is currently batting .296 with 27 at bats.

SUNSHINE NATIVES

- Tanner Thomas showed up in his home state of Florida.
- The Jacksonville native had four hits in Miami and scored two runs.
- Maitland native Jaison Heard also shined for the Hokies against Miami.
- Heard earned the win for Tech on Sunday striking out five batters and allowing just two hits all weekend.

FEELING 22

- The Hokies scored 22 runs against the Radford Highlanders on Tuesday, the most runs ever scored in the series.
- The Hokies had 17 hits, including three home runs from TJ Rumfield and Cade Hunter.
- Virginia Tech pitchers tossed 12 strikeouts and only gave up two runs.

HOKIES STRIKE FIRST

- In both games on Sunday, Tech scored at least one run in the first inning.
- The Hokies were able to maintain their lead in both games, leading to a sweep of the Golden Flashes.
- Since 2017, Tech has scored first in 3 of 5 opening games and won four of those games.

YEAR FOUR

- Virginia Tech head coach John Szefc begins his fourth year with the Hokies and, as history says under Szefc, it should be the best season for Tech in recent memory.
- In his fourth season at his previous stops, Szefc won 27 games at Marist (1999) and 30 at Maryland (2016).
- The last time the Hokies won 30 or more games was in 2013 (won 40). So, it's looking like good things are brewing for Tech now, with the foundation build, and that hasn't happened in some time.

DEPTH WILL BE A STRONG SUIT

- Tech should be feeling pretty good about the quality of depth it has on this team coming back from a season ago, with it returning 26 letterwinners.
- The Hokies have six starters coming back that are position players and two starting pitchers, as well.
- That's something that hasn't happened in some time, with over the last few years there being quite a flip of the roster year-over-year.

HOME SWEET HOME

- Tech will play a 51-game regular season in 2021 and of those 51 contests, 33 will be played at the friendly confines of English Field at Atlantic Union Bank Stadium.
- That marks the most games at home over the last 20 seasons, with the second most being back in 2008 when the team played 31 home contests.
- Look for the Hokies to capitalize on that with their home-field advantage, owning a .542 home winning percentage in the Szefc era (32-27).

BUNCH OF ROADRUNNERS

- Tech was one of the better teams on the base paths last season, ranking 13th nationally in steals per game (2.25), which was good for third in the ACC.
- The Hokies racked up the 10th most in the land (36) behind Fritz Genther and Brennan Reback owning eight steals apiece, and they both return for the maroon and orange.
- Outfielder Gavin Cross had seven himself, for the three to account for 23 of the 36 swipes (63.9%).

THROW 'EM A CHAIR

- Tech also was very effective at striking its opponents out at the plate regularly last season, taking pressure off the defense to make play after play for outs.
- The Hokies ranked ninth in the country in strikeouts per nine innings (11.9), which was fourth in the ACC.
- However, a big part of them ranking so high was behind the arm of Ian Seymour, who is no longer playing ball at Tech after being selected in the second round of the MLB Draft last summer to the Tampa Bay Rays, with his ridiculous 17.7 average that ranked fourth nationally.
- So, for the Hokies to be one of the top teams in that department again, look for the likes of Chris Gerard (29 Ks in '20), Anthony Simonelli (26 Ks in '20) and others to carry the load in the 2021 season.



PREDICTED ORDER OF FINISH

ATLANTIC DIVISION

TEAM (FIRST-PLACE VOTES)	POINTS
1. Louisville (11)	95
2. NC State (1)	74
3. Florida State (1)	73
4. Clemson (1)	48
5. Wake Forest	45
6. Boston College	39
7. Notre Dame	18

COASTAL DIVISION

TEAM (FIRST-PLACE VOTES)	POINTS
1. Miami (7)	89
2. Virginia (5)	85
3. Georgia Tech (2)	71
4. Duke	59
5. North Carolina	40
6. Virginia Tech	31
7. Pitt	17

SMALL BALL WINS

- Tech, which won 11 of its first 16 games last year before the season being put on the shelf due to COVID-19 implications, was getting it done with small ball as one of its staples to its success.
- Having three players in the top eight of the ACC for sacrifice bunts, the Hokies' Brennan Reback and Tanner Thomas each had three last season and Fritz Genther had two.
- The Hokies had 10 sacrifice bunts on the year to rank second in the ACC and sixth among Power Five teams.

BIDDISON, WHAT'S NOT TO LOVE?

- The player who really took a step forward last year for the Hokies was Nick Biddison, improving his batting average from .281 his freshman year in 2019 to .344 last season.
- He also improved his slugging percentage from .500 to .557, respectively.
- The infielder, who has dabbled as a catcher and outfielder as well since his arrival to Blacksburg, is riding a 14-game hitting streak into this weekend, as well as a 23-game on-base streak that dates way back to April 30, 2019 against Old Dominion.
- He got on base the last seven games of the season in 2019 and made it to first base in all of last year's 16 games for a total of 23.
- Lastly, he also has started every game he's played in for Tech, owning a 62-game start streak. He had 52 starts his freshman year and 16 last season.

CROSS READY FOR NEXT STEP

- As mentioned on the first page, outfielder Gavin Cross had himself quite a freshman season in Blacksburg last year.
- Now, looking to make strides off that, expect the Tennessee native to take a step forward and be one of the key contributors for Tech and to be thought of as a leader as well.
- Cross, who was a Freshman All-American, stacked up pretty well to other ACC freshmen at the dish, owning the third best batting average among the league's freshies.

Name	H	SLG	BA
Chris Newell (UVA)	24	.729	.407
Dylan Simmons (FSU)	14	.486	.378
Gavin Cross (VT)	24	.385	.369

VIRGINIA TECH BASEBALL

No.	Player	G#	Date	Opponent	Pitcher	On base	Inn	Outs	Count	Score
1	Gavin Cross	2	Feb. 21	Kent State	C. Romel	1	2	1	0-1	3-0
2	TJ Rumfield	3	Feb. 23	Radford	T. Bowes	0	3	2	1-0	3-1
3	Cade Hunter	3	Feb. 23	Radford	L. Higginson	2	7	2	2-1	8-2
4	TJ Rumfield	3	Feb. 23	Radford	L. Higginson	3	7	2	0-0	12-2
5	Cade Hunter	4	Feb. 26	@ Miami	D. Federman	1	2	2	0-2	1-2
6	TJ Rumfield	4	Feb. 26	@ Miami	D. Federman	1	3	1	0-0	3-2
7	Fritz Genther	6	Feb. 28	@ Miami	V. Mederos	0	3	0	0-0	1-2
8	Gavin Cross	6	Feb. 28	@ Miami	J. Dubberly	1	8	1	0-1	7-6
9	Cade Hunter	7	March 5	UNC	Pry	1	5	2	0-1	6-6
10	Jack Hurley	7	March 5	UNC	O'Brien	0	6	0	2-1	8-6
11	Tanner Schobel	8	March 6	UNC	Carlson	0	2	1	1-1	0-1
12	Tanner Schobel	9	March 7	UNC	Alba	0	2	1	2-0	0-4
13	Jack Hurley	9	March 7	UNC	Ollio	2	2	2	3-1	1-4
14	Lucas Donlon	10	March 9	VCU	M. Delane	1	2	2	1-1	0-5
15	Gavin Cross	12	March 12	Florida State	P. Messick	0	1	1	2-1	0-0
16	Kevin Madden	12	March 12	Florida State	C. Haney	0	8	0	1-2	3-5
17	Jack Hurley	13	March 13	Florida State	B. Hubbart	0	5	0	1-2	2-0
18	Gavin Cross	14	March 14	Florida State	C. Grady	1	5	2	0-0	1-7
19	Cade Swisher	17	March 20	@ Clemson	Olenchuk	0	2	1	-	0-0
20	Fritz Genther	17	March 20	@ Clemson	Pandia	0	4	1	-	2-0
21	Tanner Thomas	17	March 20	@ Clemson	Williams	0	9	1	-	10-2
22	Dayne Leonard	18	March 21	@ Clemson	Gilbert	0	8	0	-	1-1
23	Gavin Cross	19	March 26	@ Pitt	Lester	0	7	0	0-0	2-1
24	Carson Jones	21	March 28	@ Pitt	Hansen	0	4	2	2-1	1-1
25	Jack Hurley	22	April 1	Boston College	Pelio	0	3	2	0-1	0-6
26	Kevin Madden	22	April 1	Boston College	Pelio	0	6	2	1-0	2-7
27	Gavin Cross	24	April 3	Boston College	Stiegler	1	6	0	1-2	0-3
28	TJ Rumfield	24	April 3	Boston College	Stiegler	0	6	0	0-0	2-3
29	Gavin Cross	25	April 6	@ ETSU	Rogers	3	2	2	1-0	2-2
30	Lucas Donlon	25	April 6	@ ETSU	Jones	1	5	1	0-0	10-5
31	Gavin Cross	26	April 9	@ Wake Forest	Furtado	0	7	2	0-0	5-4
32	Nick Biddison	27	April 10	@ Wake Forest	Fleming	0	4	0	2-1	0-1
33	TJ Rumfield	27	April 10	@ Wake Forest	Fleming	1	5	2	1-0	5-1
34	Kevin Madden	27	April 10	@ Wake Forest	Fleming	0	5	2	1-0	7-1
35	Jack Hurley	27	April 10	@ Wake Forest	McNamee	1	6	1	0-0	9-1
36	Gavin Cross	27	April 10	@ Wake Forest	McNamee	0	6	2	1-1	11-1
37	Kevin Madden	27	April 10	@ Wake Forest	Wade	3	8	1	0-1	12-4
38	Nick Biddison	28	April 11	@ Wake Forest	Lowder	0	1	1	2-0	0-0
39	Tanner Schobel	28	April 11	@ Wake Forest	Lowder	2	4	1	1-2	2-2
40	Tanner Thomas	28	April 11	@ Wake Forest	Furtado	1	6	1	1-0	8-5
41	Tanner Schobel	30	April 16	Georgia Tech	Archer	1	5	1	3-1	4-2
42	Cade Swisher	31	April 17	Georgia Tech	Chapman	1	6	0	1-0	4-0
43	Gavin Cross	33	April 20	VMI	Inskeep	0	1	2	1-2	0-0
44	TJ Rumfield	33	April 20	VMI	Jewell	2	7	1	2-0	4-5

SITUATIONAL GAME-BY-GAME

2021 VT Baseball Team Game-by-Game for Virginia Tech (as of Apr 25, 2021) Batting (All games)

Date	Opponent	Total h/ab	vs Left	vs Right	With Runners	Bases Empty	Bases Loaded	With 2-outs	With RBI-op	Reach as Leadoff	3rd and LT 2out	LOB
Feb 21	KENT STATE	3-27	2-11	1-16	1-13	2-14	0-2	0-8	0-9	3-8	2-3	7
Feb 21	KENT STATE	8-28	6-15	2-13	5-14	3-14	1-1	2-9	3-8	4-8	2-3	5
Feb 23	RADFORD	16-39	4-9	12-30	12-26	4-13	1-5	6-14	8-17	6-8	6-11	8
*Feb 26	at Miami (FL)	6-32	0-0	6-32	3-9	3-23	0-0	1-10	3-9	2-9	2-2	3
*Feb 27	at Miami (FL)	5-30	1-3	4-27	1-10	4-20	0-0	1-8	0-1	1-9	0-0	4
*Feb 28	at Miami (FL)	11-39	0-0	11-39	6-17	5-22	2-4	4-14	4-10	2-9	2-2	9
*Mar 05	NORTH CAROLINA	15-36	6-15	9-21	9-20	6-16	1-3	3-9	8-16	3-8	3-4	7
*Mar 06	NORTH CAROLINA	7-27	0-0	7-27	3-12	4-15	0-0	2-9	2-7	2-8	2-3	6
*Mar 07	NORTH CAROLINA	6-32	3-19	3-13	4-18	2-14	0-0	4-13	2-8	3-9	0-1	8
Mar 09	VCU	15-41	4-14	11-27	10-27	5-14	0-5	4-13	6-19	4-9	4-5	13
Mar 10	VCU	11-37	6-22	5-15	7-19	4-18	0-1	3-11	6-15	2-9	2-3	9
*Mar 12	FLORIDA STATE	11-38	5-21	6-17	4-18	7-20	0-0	2-12	1-13	3-9	1-3	10
*Mar 13	FLORIDA STATE	4-29	4-23	0-6	1-16	3-13	0-1	1-8	0-9	4-8	3-5	8
*Mar 14	FLORIDA STATE	10-37	5-13	5-24	8-24	2-13	0-0	3-13	1-17	5-9	3-6	11
Mar 16	UNCG	7-27	3-9	4-18	2-15	5-12	0-0	2-8	1-7	5-9	0-0	6
*Mar 19	at Clemson	9-37	3-22	6-15	5-21	4-16	0-5	1-11	3-9	4-9	1-4	11
*Mar 20	at Clemson	15-43	0-3	15-40	8-24	7-19	1-4	5-14	5-17	3-9	4-6	14
*Mar 21	at Clemson	7-32	6-22	1-10	1-10	6-22	0-0	2-11	0-4	2-9	0-0	5
*Mar 26	at Pitt	8-34	0-0	8-34	3-21	5-13	0-3	0-9	2-12	4-9	2-3	13
*Mar 27	at Pitt	9-35	2-2	7-33	6-20	3-15	1-2	1-10	6-19	5-9	5-7	8
*Mar 28	at Pitt	13-40	0-0	13-40	4-18	9-22	1-2	5-14	3-13	3-9	1-1	12
*Apr 01	BOSTON COLLEGE	11-34	3-10	8-24	2-16	9-18	0-0	4-11	0-8	4-9	1-2	8
*Apr 02	BOSTON COLLEGE	10-36	2-7	8-29	8-19	2-17	1-1	3-11	5-11	3-9	2-3	8
*Apr 03	BOSTON COLLEGE	11-32	4-7	7-25	5-21	6-11	0-2	1-5	2-11	5-8	1-2	8
Apr 06	at ETSU	15-43	0-3	15-40	10-27	5-16	1-1	3-12	7-20	4-9	2-4	7
*Apr 09	at Wake Forest	10-37	1-7	9-30	5-18	5-19	0-0	5-12	3-11	3-9	2-3	5
*Apr 10	at Wake Forest	15-42	3-7	12-35	9-21	6-21	3-3	3-10	6-11	5-9	4-5	3
*Apr 11	at Wake Forest	10-36	2-6	8-30	4-15	6-21	1-1	1-11	3-9	3-9	4-5	5
Apr 13	at Liberty	6-32	1-10	5-22	4-15	2-17	1-4	1-9	2-8	3-9	2-4	7
*Apr 16	GEORGIA TECH	13-39	2-9	11-30	9-23	4-16	1-4	6-14	6-20	4-9	2-4	12
*Apr 17	GEORGIA TECH	10-29	9-21	1-8	5-14	5-15	0-1	2-7	4-11	4-8	4-5	8
*Apr 18	GEORGIA TECH	7-32	4-15	3-17	5-17	2-15	1-1	1-9	4-8	2-9	1-2	8
Apr 20	VMI	9-32	0-0	9-32	4-14	5-18	1-3	4-12	2-8	2-8	2-3	8

Date	Opponent	Score	Total h/ab	Left	Right	Runners	Empty	2-outs	Leadoff	Out	Out	ERA
Feb 21	KENT STATE	3-1	6-33	2-11	4-22	1-10	5-23	3-12	0-9	11	6	1.00
Feb 21	KENT STATE	9-2	7-32	3-6	4-26	3-14	4-18	2-10	3-9	6	11	1.50
Feb 23	RADFORD	22-2	8-34	3-15	5-19	2-17	6-17	3-12	3-9	8	5	1.33
*Feb 26	at Miami (FL)	5-3	6-29	5-15	1-14	2-14	4-15	2-8	4-9	8	4	1.50
*Feb 27	at Miami (FL)	0-3	7-29	4-18	3-11	4-18	3-11	0-6	3-8	10	5	1.84
*Feb 28	at Miami (FL)	9-6	11-37	9-26	2-11	7-21	4-16	3-13	5-9	11	6	2.21
*Mar 05	NORTH CAROLINA	10-6	10-37	7-14	3-23	5-18	5-19	4-13	2-9	3	3	2.61
*Mar 06	NORTH CAROLINA	6-4	9-38	4-16	5-22	4-24	5-14	3-13	5-9	11	1	2.66
*Mar 07	NORTH CAROLINA	6-9	9-36	4-20	5-16	5-24	4-12	1-9	4-9	4	8	3.04
Mar 09	VCU	10-9	12-35	6-15	6-20	7-21	5-14	1-7	3-9	4	7	3.64
Mar 10	VCU	7-10	13-40	3-16	10-24	8-24	5-16	9-17	3-9	6	8	4.04
*Mar 12	FLORIDA STATE	4-6	9-37	4-16	5-21	4-16	5-21	3-12	3-9	3	9	4.12
*Mar 13	FLORIDA STATE	5-0	3-29	1-13	2-16	0-10	3-19	1-10	2-9	10	7	3.80
*Mar 14	FLORIDA STATE	7-14	18-45	10-21	8-24	8-24	10-21	4-13	5-9	10	9	4.32
Mar 16	UNCG	2-7	11-36	6-20	5-16	5-21	6-15	1-9	4-9	7	9	4.43
*Mar 19	at Clemson	2-8	10-33	2-11	8-22	4-13	6-20	4-10	3-8	7	6	4.44
*Mar 20	at Clemson	11-3	7-32	2-12	5-20	3-9	4-23	5-12	0-9	10	7	4.35
*Mar 21	at Clemson	2-4	4-28	0-11	4-17	3-6	1-22	3-11	0-8	6	5	4.36
*Mar 26	at Pitt	5-1	6-33	1-11	5-22	1-12	5-21	4-13	0-9	4	9	4.18
*Mar 27	at Pitt	8-4	8-33	4-14	4-19	4-12	4-21	1-9	2-9	7	4	4.17
*Mar 28	at Pitt	8-4	8-35	4-15	4-20	3-18	5-17	2-11	2-9	7	7	4.16
*Apr 01	BOSTON COLLEGE	3-7	11-38	5-24	6-14	7-19	4-19	8-17	2-9	8	5	4.29
*Apr 02	BOSTON COLLEGE	6-5	7-36	6-20	1-16	5-16	2-20	2-12	1-9	11	5	4.28
*Apr 03	BOSTON COLLEGE	4-3	10-35	4-17	6-18	5-20	5-15	3-11	4-9	13	7	4.23
Apr 06	at ETSU	15-5	10-36	1-6	9-30	7-20	3-16	2-10	3-9	4	11	4.22
*Apr 09	at Wake Forest	8-4	8-34	1-11	7-23	4-16	4-18	2-11	2-9	6	9	4.21
*Apr 10	at Wake Forest	16-4	4-31	0-11	4-20	3-8	1-23	2-11	0-9	7	9	4.20
*Apr 11	at Wake Forest	10-9	13-39	4-10	9-29	5-12	8-27	5-14	4-9	6	10	4.37
Apr 13	at Liberty	2-8	13-37	9-20	4-17	9-22	4-15	0-7	3-8	5	10	4.48
*Apr 16	GEORGIA TECH	11-15	14-38	4-12	10-26	8-24	6-14	6-14	7-9	11	6	4.80
*Apr 17	GEORGIA TECH	7-0	4-30	2-11	2-19	2-10	2-20	1-9	0-9	8	7	4.65
*Apr 18	GEORGIA TECH	4-11	13-39	2-10	11-29	6-16	7-23	7-16	3-9	12	6	4.85
Apr 20	VMI	7-5	10-34	4-12	6-22	6-14	4-20	5-13	2-9	8	5	4.85
*Apr 23	at NC State	1-3	4-27	3-9	1-18	1-13	3-14	1-9	4-8	5	10	4.78
*Apr 25	at NC State	3-11	14-37	10-16	4-21	9-25	5-12	7-15	4-8	7	9	4.98
*Apr 25	at NC State	6-7	11-32	0-10	11-22	5-17	6-15	1-8	5-8	7	7	5.05

LEADERS



2021 VT Baseball
 Batting Leaders for Virginia Tech (as of Apr 25, 2021)
 (All games)

Hitting minimums - 5 Games 5% of Games 20 AB 10 TPA
 Pitching minimums - 1 Games

<p>Batting avg</p> <p>1. 19 Gavin Cross .394 2. 7 TJ Rumfield .358 3. 32 Lucas Donlon .300 4. 26 Kevin Madden .299 5. 8 Tanner Schobel .279</p>	<p>Slugging pct</p> <p>1. 19 Gavin Cross .718 2. 7 TJ Rumfield .547 3. 32 Lucas Donlon .533 4. 24 Nick Biddison .500 5. 8 Tanner Schobel .493</p>	<p>On base pct</p> <p>1. 19 Gavin Cross .458 2. 7 TJ Rumfield .425 3. 37 Jonah Seagears .411 4. 11 Cade Swisher .396 5. 41 Dayne Leonard .391</p>
<p>Runs scored</p> <p>1. 19 Gavin Cross 40 2. 31 Jack Hurley 35 3. 7 TJ Rumfield 30 4. 8 Tanner Schobel 27 5. 26 Kevin Madden 21</p>	<p>Hits</p> <p>1. 19 Gavin Cross 56 2. 7 TJ Rumfield 53 3. 26 Kevin Madden 43 4. 8 Tanner Schobel 39 5. 31 Jack Hurley 34</p>	<p>Runs batted in</p> <p>1. 7 TJ Rumfield 32 2. 19 Gavin Cross 31 3. 26 Kevin Madden 27 8 Tanner Schobel 27 5. 31 Jack Hurley 20</p>
<p>Doubles</p> <p>1. 7 TJ Rumfield 10 8 Tanner Schobel 10 19 Gavin Cross 10 4. 31 Jack Hurley 9 5. 11 Cade Swisher 7</p>	<p>Triples</p> <p>1. 19 Gavin Cross 3 2. 23 Tanner Thomas 1 8 Tanner Schobel 1 24 Nick Biddison 1 33 Nick Holesa 1</p>	<p>Home runs</p> <p>1. 19 Gavin Cross 10 2. 8 Tanner Schobel 6 7 TJ Rumfield 6 4. 31 Jack Hurley 5 5. 26 Kevin Madden 4</p>
<p>Total bases</p> <p>1. 19 Gavin Cross 102 2. 7 TJ Rumfield 81 3. 8 Tanner Schobel 69 4. 26 Kevin Madden 61 5. 31 Jack Hurley 58</p>	<p>Walks</p> <p>1. 7 TJ Rumfield 16 2. 11 Cade Swisher 15 37 Jonah Seagears 15 4. 19 Gavin Cross 14 8 Tanner Schobel 14</p>	<p>Hit by pitch</p> <p>1. 31 Jack Hurley 8 2. 41 Dayne Leonard 7 8 Tanner Schobel 7 4. 19 Gavin Cross 6 5. 2 tied at..... 5</p>
<p>Sac bunts</p> <p>1. 26 Kevin Madden 1 4 Fritz Genter 1 37 Jonah Seagears 1 41 Dayne Leonard 1 31 Jack Hurley 1</p>	<p>Sac flies</p> <p>1. 19 Gavin Cross 4 2. 29 Carson Jones 3 3. 5 tied at..... 2</p>	<p>Stolen bases</p> <p>1. 24 Nick Biddison 6 2. 19 Gavin Cross 5 3. 26 Kevin Madden 4 4. 4 Fritz Genter 3 5. 4 tied at..... 2</p>
<p>Caught stealing</p> <p>1. 19 Gavin Cross 4 2. 11 Cade Swisher 3 37 Jonah Seagears 3 4. 31 Jack Hurley 2 5. 5 tied at..... 1</p>	<p>Steal attempts</p> <p>1. 19 Gavin Cross 9 2. 24 Nick Biddison 6 3. 11 Cade Swisher 5 26 Kevin Madden 5 37 Jonah Seagears 5</p>	<p>Stolen base pct</p> <p>1. 7 TJ Rumfield 1.000 29 Carson Jones 1.000 24 Nick Biddison 1.000 4. 26 Kevin Madden .800 5. 4 Fritz Genter .750</p>
<p>Strikeouts</p> <p>1. 31 Jack Hurley 49 2. 19 Gavin Cross 29 3. 41 Dayne Leonard 28 4. 23 Tanner Thomas 25 11 Cade Swisher 25</p>	<p>Grounded into DP</p> <p>1. 26 Kevin Madden 6 2. 32 Lucas Donlon 2 29 Carson Jones 2 7 TJ Rumfield 2 5. 7 tied at..... 1</p>	<p>Total plate appearances</p> <p>1. 7 TJ Rumfield 167 2. 19 Gavin Cross 166 3. 8 Tanner Schobel 163 4. 26 Kevin Madden 160 5. 31 Jack Hurley 157</p>
<p>At bats</p> <p>1. 7 TJ Rumfield 148 2. 26 Kevin Madden 144 3. 19 Gavin Cross 142 4. 8 Tanner Schobel 140 5. 31 Jack Hurley 133</p>	<p>Games played</p> <p>1. 26 Kevin Madden 36 8 Tanner Schobel 36 7 TJ Rumfield 36 4. 19 Gavin Cross 35 31 Jack Hurley 35</p>	<p>Game starts</p> <p>1. 8 Tanner Schobel 36 7 TJ Rumfield 36 3. 19 Gavin Cross 35 26 Kevin Madden 35 5. 31 Jack Hurley 32</p>
<p>Games as sub</p> <p>1. 29 Carson Jones 14 2. 32 Lucas Donlon 12 3. 5 Gehrig Ebel 10 4. 37 Jonah Seagears 9 5. 2 tied at..... 8</p>		

LEADERS

<p>Earned run avg</p> <table border="0" style="width: 100%;"> <tr><td>1. 40 Henry Weycker</td><td style="text-align: right;">0.00</td></tr> <tr><td>15 Nic Psimas</td><td style="text-align: right;">0.00</td></tr> <tr><td>3. 47 Jonah Hurney</td><td style="text-align: right;">1.69</td></tr> <tr><td>4. 45 Christian Worley</td><td style="text-align: right;">2.70</td></tr> <tr><td>5. 51 Graham Firoved</td><td style="text-align: right;">2.87</td></tr> </table>	1. 40 Henry Weycker	0.00	15 Nic Psimas	0.00	3. 47 Jonah Hurney	1.69	4. 45 Christian Worley	2.70	5. 51 Graham Firoved	2.87	<p>Opposing bat avg</p> <table border="0" style="width: 100%;"> <tr><td>1. 15 Nic Psimas</td><td style="text-align: right;">.000</td></tr> <tr><td>2. 51 Graham Firoved</td><td style="text-align: right;">.120</td></tr> <tr><td>3. 34 Anthony Simonelli</td><td style="text-align: right;">.204</td></tr> <tr><td>4. 18 Xander Hamilton</td><td style="text-align: right;">.211</td></tr> <tr><td>5. 45 Christian Worley</td><td style="text-align: right;">.231</td></tr> </table>	1. 15 Nic Psimas	.000	2. 51 Graham Firoved	.120	3. 34 Anthony Simonelli	.204	4. 18 Xander Hamilton	.211	5. 45 Christian Worley	.231	<p>Won-loss pct</p> <table border="0" style="width: 100%;"> <tr><td>1. 16 Matthew Siverling</td><td style="text-align: right;">1.000</td></tr> <tr><td>51 Graham Firoved</td><td style="text-align: right;">1.000</td></tr> <tr><td>46 Griffin Green</td><td style="text-align: right;">1.000</td></tr> <tr><td>39 Peter Sakellaris</td><td style="text-align: right;">1.000</td></tr> <tr><td>5. 34 Anthony Simonelli</td><td style="text-align: right;">.800</td></tr> </table>	1. 16 Matthew Siverling	1.000	51 Graham Firoved	1.000	46 Griffin Green	1.000	39 Peter Sakellaris	1.000	5. 34 Anthony Simonelli	.800
1. 40 Henry Weycker	0.00																															
15 Nic Psimas	0.00																															
3. 47 Jonah Hurney	1.69																															
4. 45 Christian Worley	2.70																															
5. 51 Graham Firoved	2.87																															
1. 15 Nic Psimas	.000																															
2. 51 Graham Firoved	.120																															
3. 34 Anthony Simonelli	.204																															
4. 18 Xander Hamilton	.211																															
5. 45 Christian Worley	.231																															
1. 16 Matthew Siverling	1.000																															
51 Graham Firoved	1.000																															
46 Griffin Green	1.000																															
39 Peter Sakellaris	1.000																															
5. 34 Anthony Simonelli	.800																															
<p>Wins</p> <table border="0" style="width: 100%;"> <tr><td>1. 16 Matthew Siverling</td><td style="text-align: right;">4</td></tr> <tr><td>34 Anthony Simonelli</td><td style="text-align: right;">4</td></tr> <tr><td>3. 38 Jaison Heard</td><td style="text-align: right;">3</td></tr> <tr><td>4. 3 tied at.....</td><td style="text-align: right;">2</td></tr> </table>	1. 16 Matthew Siverling	4	34 Anthony Simonelli	4	3. 38 Jaison Heard	3	4. 3 tied at.....	2	<p>Losses</p> <table border="0" style="width: 100%;"> <tr><td>1. 30 Peyton Alford</td><td style="text-align: right;">3</td></tr> <tr><td>38 Jaison Heard</td><td style="text-align: right;">3</td></tr> <tr><td>3. 22 Ryan Okuda</td><td style="text-align: right;">2</td></tr> <tr><td>27 Noah Johnson</td><td style="text-align: right;">2</td></tr> <tr><td>5. 5 tied at.....</td><td style="text-align: right;">1</td></tr> </table>	1. 30 Peyton Alford	3	38 Jaison Heard	3	3. 22 Ryan Okuda	2	27 Noah Johnson	2	5. 5 tied at.....	1	<p>Saves</p> <table border="0" style="width: 100%;"> <tr><td>1. 12 Shane Connolly</td><td style="text-align: right;">5</td></tr> <tr><td>2. 51 Graham Firoved</td><td style="text-align: right;">3</td></tr> <tr><td>3. 38 Jaison Heard</td><td style="text-align: right;">2</td></tr> <tr><td>16 Matthew Siverling</td><td style="text-align: right;">2</td></tr> </table>	1. 12 Shane Connolly	5	2. 51 Graham Firoved	3	3. 38 Jaison Heard	2	16 Matthew Siverling	2				
1. 16 Matthew Siverling	4																															
34 Anthony Simonelli	4																															
3. 38 Jaison Heard	3																															
4. 3 tied at.....	2																															
1. 30 Peyton Alford	3																															
38 Jaison Heard	3																															
3. 22 Ryan Okuda	2																															
27 Noah Johnson	2																															
5. 5 tied at.....	1																															
1. 12 Shane Connolly	5																															
2. 51 Graham Firoved	3																															
3. 38 Jaison Heard	2																															
16 Matthew Siverling	2																															
<p>Innings pitched</p> <table border="0" style="width: 100%;"> <tr><td>1. 12 Shane Connolly</td><td style="text-align: right;">45.0</td></tr> <tr><td>30 Peyton Alford</td><td style="text-align: right;">45.0</td></tr> <tr><td>3. 34 Anthony Simonelli</td><td style="text-align: right;">39.0</td></tr> <tr><td>4. 3 Chris Gerard</td><td style="text-align: right;">31.2</td></tr> <tr><td>5. 38 Jaison Heard</td><td style="text-align: right;">26.1</td></tr> </table>	1. 12 Shane Connolly	45.0	30 Peyton Alford	45.0	3. 34 Anthony Simonelli	39.0	4. 3 Chris Gerard	31.2	5. 38 Jaison Heard	26.1	<p>Batters struck out</p> <table border="0" style="width: 100%;"> <tr><td>1. 30 Peyton Alford</td><td style="text-align: right;">66</td></tr> <tr><td>2. 12 Shane Connolly</td><td style="text-align: right;">61</td></tr> <tr><td>3. 34 Anthony Simonelli</td><td style="text-align: right;">43</td></tr> <tr><td>4. 3 Chris Gerard</td><td style="text-align: right;">34</td></tr> <tr><td>5. 38 Jaison Heard</td><td style="text-align: right;">30</td></tr> </table>	1. 30 Peyton Alford	66	2. 12 Shane Connolly	61	3. 34 Anthony Simonelli	43	4. 3 Chris Gerard	34	5. 38 Jaison Heard	30	<p>Appearances</p> <table border="0" style="width: 100%;"> <tr><td>1. 16 Matthew Siverling</td><td style="text-align: right;">17</td></tr> <tr><td>2. 38 Jaison Heard</td><td style="text-align: right;">16</td></tr> <tr><td>3. 12 Shane Connolly</td><td style="text-align: right;">15</td></tr> <tr><td>27 Noah Johnson</td><td style="text-align: right;">15</td></tr> <tr><td>5. 51 Graham Firoved</td><td style="text-align: right;">13</td></tr> </table>	1. 16 Matthew Siverling	17	2. 38 Jaison Heard	16	3. 12 Shane Connolly	15	27 Noah Johnson	15	5. 51 Graham Firoved	13
1. 12 Shane Connolly	45.0																															
30 Peyton Alford	45.0																															
3. 34 Anthony Simonelli	39.0																															
4. 3 Chris Gerard	31.2																															
5. 38 Jaison Heard	26.1																															
1. 30 Peyton Alford	66																															
2. 12 Shane Connolly	61																															
3. 34 Anthony Simonelli	43																															
4. 3 Chris Gerard	34																															
5. 38 Jaison Heard	30																															
1. 16 Matthew Siverling	17																															
2. 38 Jaison Heard	16																															
3. 12 Shane Connolly	15																															
27 Noah Johnson	15																															
5. 51 Graham Firoved	13																															
<p>Games started</p> <table border="0" style="width: 100%;"> <tr><td>1. 30 Peyton Alford</td><td style="text-align: right;">9</td></tr> <tr><td>2. 34 Anthony Simonelli</td><td style="text-align: right;">8</td></tr> <tr><td>3. 3 Chris Gerard</td><td style="text-align: right;">6</td></tr> <tr><td>4. 12 Shane Connolly</td><td style="text-align: right;">5</td></tr> <tr><td>5. 22 Ryan Okuda</td><td style="text-align: right;">4</td></tr> </table>	1. 30 Peyton Alford	9	2. 34 Anthony Simonelli	8	3. 3 Chris Gerard	6	4. 12 Shane Connolly	5	5. 22 Ryan Okuda	4	<p>Games finished</p> <table border="0" style="width: 100%;"> <tr><td>1. 12 Shane Connolly</td><td style="text-align: right;">7</td></tr> <tr><td>2. 16 Matthew Siverling</td><td style="text-align: right;">6</td></tr> <tr><td>3. 51 Graham Firoved</td><td style="text-align: right;">4</td></tr> <tr><td>4. 3 tied at.....</td><td style="text-align: right;">3</td></tr> </table>	1. 12 Shane Connolly	7	2. 16 Matthew Siverling	6	3. 51 Graham Firoved	4	4. 3 tied at.....	3	<p>Games in relief</p> <table border="0" style="width: 100%;"> <tr><td>1. 16 Matthew Siverling</td><td style="text-align: right;">17</td></tr> <tr><td>2. 38 Jaison Heard</td><td style="text-align: right;">16</td></tr> <tr><td>3. 27 Noah Johnson</td><td style="text-align: right;">15</td></tr> <tr><td>4. 51 Graham Firoved</td><td style="text-align: right;">13</td></tr> <tr><td>5. 39 Peter Sakellaris</td><td style="text-align: right;">11</td></tr> </table>	1. 16 Matthew Siverling	17	2. 38 Jaison Heard	16	3. 27 Noah Johnson	15	4. 51 Graham Firoved	13	5. 39 Peter Sakellaris	11		
1. 30 Peyton Alford	9																															
2. 34 Anthony Simonelli	8																															
3. 3 Chris Gerard	6																															
4. 12 Shane Connolly	5																															
5. 22 Ryan Okuda	4																															
1. 12 Shane Connolly	7																															
2. 16 Matthew Siverling	6																															
3. 51 Graham Firoved	4																															
4. 3 tied at.....	3																															
1. 16 Matthew Siverling	17																															
2. 38 Jaison Heard	16																															
3. 27 Noah Johnson	15																															
4. 51 Graham Firoved	13																															
5. 39 Peter Sakellaris	11																															
<p>Wild pitches</p> <table border="0" style="width: 100%;"> <tr><td>1. 30 Peyton Alford</td><td style="text-align: right;">6</td></tr> <tr><td>2. 18 Xander Hamilton</td><td style="text-align: right;">5</td></tr> <tr><td>38 Jaison Heard</td><td style="text-align: right;">5</td></tr> <tr><td>12 Shane Connolly</td><td style="text-align: right;">5</td></tr> <tr><td>5. 2 tied at.....</td><td style="text-align: right;">4</td></tr> </table>	1. 30 Peyton Alford	6	2. 18 Xander Hamilton	5	38 Jaison Heard	5	12 Shane Connolly	5	5. 2 tied at.....	4	<p>Balks</p> <table border="0" style="width: 100%;"> <tr><td>1. 30 Peyton Alford</td><td style="text-align: right;">1</td></tr> </table>	1. 30 Peyton Alford	1	<p>Hit batters</p> <table border="0" style="width: 100%;"> <tr><td>1. 30 Peyton Alford</td><td style="text-align: right;">7</td></tr> <tr><td>2. 3 Chris Gerard</td><td style="text-align: right;">5</td></tr> <tr><td>3. 22 Ryan Okuda</td><td style="text-align: right;">3</td></tr> <tr><td>12 Shane Connolly</td><td style="text-align: right;">3</td></tr> <tr><td>34 Anthony Simonelli</td><td style="text-align: right;">3</td></tr> </table>	1. 30 Peyton Alford	7	2. 3 Chris Gerard	5	3. 22 Ryan Okuda	3	12 Shane Connolly	3	34 Anthony Simonelli	3								
1. 30 Peyton Alford	6																															
2. 18 Xander Hamilton	5																															
38 Jaison Heard	5																															
12 Shane Connolly	5																															
5. 2 tied at.....	4																															
1. 30 Peyton Alford	1																															
1. 30 Peyton Alford	7																															
2. 3 Chris Gerard	5																															
3. 22 Ryan Okuda	3																															
12 Shane Connolly	3																															
34 Anthony Simonelli	3																															
<p>Intentional BB allowed</p> <table border="0" style="width: 100%;"> <tr><td>1. 35 Ryan Metz</td><td style="text-align: right;">2</td></tr> <tr><td>2. 5 tied at.....</td><td style="text-align: right;">1</td></tr> </table>	1. 35 Ryan Metz	2	2. 5 tied at.....	1	<p>Runners picked off</p> <table border="0" style="width: 100%;"> <tr><td>1. 35 Ryan Metz</td><td style="text-align: right;">2</td></tr> <tr><td>2. 3 Chris Gerard</td><td style="text-align: right;">1</td></tr> <tr><td>16 Matthew Siverling</td><td style="text-align: right;">1</td></tr> <tr><td>30 Peyton Alford</td><td style="text-align: right;">1</td></tr> </table>	1. 35 Ryan Metz	2	2. 3 Chris Gerard	1	16 Matthew Siverling	1	30 Peyton Alford	1	<p>Batters SO out looking</p> <table border="0" style="width: 100%;"> <tr><td>1. 12 Shane Connolly</td><td style="text-align: right;">17</td></tr> <tr><td>2. 30 Peyton Alford</td><td style="text-align: right;">14</td></tr> <tr><td>3. 34 Anthony Simonelli</td><td style="text-align: right;">12</td></tr> <tr><td>3 Chris Gerard</td><td style="text-align: right;">12</td></tr> <tr><td>5. 2 tied at.....</td><td style="text-align: right;">8</td></tr> </table>	1. 12 Shane Connolly	17	2. 30 Peyton Alford	14	3. 34 Anthony Simonelli	12	3 Chris Gerard	12	5. 2 tied at.....	8								
1. 35 Ryan Metz	2																															
2. 5 tied at.....	1																															
1. 35 Ryan Metz	2																															
2. 3 Chris Gerard	1																															
16 Matthew Siverling	1																															
30 Peyton Alford	1																															
1. 12 Shane Connolly	17																															
2. 30 Peyton Alford	14																															
3. 34 Anthony Simonelli	12																															
3 Chris Gerard	12																															
5. 2 tied at.....	8																															
<p>Sac bunts allowed</p> <table border="0" style="width: 100%;"> <tr><td>1. 38 Jaison Heard</td><td style="text-align: right;">2</td></tr> <tr><td>30 Peyton Alford</td><td style="text-align: right;">2</td></tr> <tr><td>3. 5 tied at....</td><td style="text-align: right;">1</td></tr> </table>	1. 38 Jaison Heard	2	30 Peyton Alford	2	3. 5 tied at....	1	<p>Sac flies allowed</p> <table border="0" style="width: 100%;"> <tr><td>1. 30 Peyton Alford</td><td style="text-align: right;">2</td></tr> <tr><td>34 Anthony Simonelli</td><td style="text-align: right;">2</td></tr> <tr><td>3. 5 tied at.....</td><td style="text-align: right;">1</td></tr> </table>	1. 30 Peyton Alford	2	34 Anthony Simonelli	2	3. 5 tied at.....	1	<p>Hits allowed</p> <table border="0" style="width: 100%;"> <tr><td>1. 15 Nic Psimas</td><td style="text-align: right;">0</td></tr> <tr><td>2. 42 Ryan Gleason</td><td style="text-align: right;">1</td></tr> <tr><td>3. 40 Henry Weycker</td><td style="text-align: right;">2</td></tr> <tr><td>20 Grant Umberger</td><td style="text-align: right;">2</td></tr> <tr><td>25 Samuel Richard</td><td style="text-align: right;">2</td></tr> </table>	1. 15 Nic Psimas	0	2. 42 Ryan Gleason	1	3. 40 Henry Weycker	2	20 Grant Umberger	2	25 Samuel Richard	2								
1. 38 Jaison Heard	2																															
30 Peyton Alford	2																															
3. 5 tied at....	1																															
1. 30 Peyton Alford	2																															
34 Anthony Simonelli	2																															
3. 5 tied at.....	1																															
1. 15 Nic Psimas	0																															
2. 42 Ryan Gleason	1																															
3. 40 Henry Weycker	2																															
20 Grant Umberger	2																															
25 Samuel Richard	2																															
<p>Runs allowed</p> <table border="0" style="width: 100%;"> <tr><td>1. 15 Nic Psimas</td><td style="text-align: right;">0</td></tr> <tr><td>40 Henry Weycker</td><td style="text-align: right;">0</td></tr> <tr><td>3. 20 Grant Umberger</td><td style="text-align: right;">1</td></tr> <tr><td>47 Jonah Hurney</td><td style="text-align: right;">1</td></tr> <tr><td>10 Nolan Wilson</td><td style="text-align: right;">1</td></tr> </table>	1. 15 Nic Psimas	0	40 Henry Weycker	0	3. 20 Grant Umberger	1	47 Jonah Hurney	1	10 Nolan Wilson	1	<p>Earned runs allowed</p> <table border="0" style="width: 100%;"> <tr><td>1. 15 Nic Psimas</td><td style="text-align: right;">0</td></tr> <tr><td>40 Henry Weycker</td><td style="text-align: right;">0</td></tr> <tr><td>3. 45 Christian Worley</td><td style="text-align: right;">1</td></tr> <tr><td>10 Nolan Wilson</td><td style="text-align: right;">1</td></tr> <tr><td>47 Jonah Hurney</td><td style="text-align: right;">1</td></tr> </table>	1. 15 Nic Psimas	0	40 Henry Weycker	0	3. 45 Christian Worley	1	10 Nolan Wilson	1	47 Jonah Hurney	1	<p>Walks allowed</p> <table border="0" style="width: 100%;"> <tr><td>1. 47 Jonah Hurney</td><td style="text-align: right;">0</td></tr> <tr><td>2. 15 Nic Psimas</td><td style="text-align: right;">1</td></tr> <tr><td>42 Ryan Gleason</td><td style="text-align: right;">1</td></tr> <tr><td>4. 40 Henry Weycker</td><td style="text-align: right;">2</td></tr> <tr><td>45 Christian Worley</td><td style="text-align: right;">2</td></tr> </table>	1. 47 Jonah Hurney	0	2. 15 Nic Psimas	1	42 Ryan Gleason	1	4. 40 Henry Weycker	2	45 Christian Worley	2
1. 15 Nic Psimas	0																															
40 Henry Weycker	0																															
3. 20 Grant Umberger	1																															
47 Jonah Hurney	1																															
10 Nolan Wilson	1																															
1. 15 Nic Psimas	0																															
40 Henry Weycker	0																															
3. 45 Christian Worley	1																															
10 Nolan Wilson	1																															
47 Jonah Hurney	1																															
1. 47 Jonah Hurney	0																															
2. 15 Nic Psimas	1																															
42 Ryan Gleason	1																															
4. 40 Henry Weycker	2																															
45 Christian Worley	2																															
<p>Doubles allowed</p> <table border="0" style="width: 100%;"> <tr><td>1. 20 Grant Umberger</td><td style="text-align: right;">0</td></tr> <tr><td>18 Xander Hamilton</td><td style="text-align: right;">0</td></tr> <tr><td>15 Nic Psimas</td><td style="text-align: right;">0</td></tr> <tr><td>42 Ryan Gleason</td><td style="text-align: right;">0</td></tr> <tr><td>40 Henry Weycker</td><td style="text-align: right;">0</td></tr> </table>	1. 20 Grant Umberger	0	18 Xander Hamilton	0	15 Nic Psimas	0	42 Ryan Gleason	0	40 Henry Weycker	0	<p>Triples allowed</p> <table border="0" style="width: 100%;"> <tr><td>1. 20 Grant Umberger</td><td style="text-align: right;">0</td></tr> <tr><td>18 Xander Hamilton</td><td style="text-align: right;">0</td></tr> <tr><td>15 Nic Psimas</td><td style="text-align: right;">0</td></tr> <tr><td>42 Ryan Gleason</td><td style="text-align: right;">0</td></tr> <tr><td>40 Henry Weycker</td><td style="text-align: right;">0</td></tr> </table>	1. 20 Grant Umberger	0	18 Xander Hamilton	0	15 Nic Psimas	0	42 Ryan Gleason	0	40 Henry Weycker	0	<p>Home runs allowed</p> <table border="0" style="width: 100%;"> <tr><td>1. 46 Griffin Green</td><td style="text-align: right;">0</td></tr> <tr><td>51 Graham Firoved</td><td style="text-align: right;">0</td></tr> <tr><td>10 Nolan Wilson</td><td style="text-align: right;">0</td></tr> <tr><td>20 Grant Umberger</td><td style="text-align: right;">0</td></tr> <tr><td>15 Nic Psimas</td><td style="text-align: right;">0</td></tr> </table>	1. 46 Griffin Green	0	51 Graham Firoved	0	10 Nolan Wilson	0	20 Grant Umberger	0	15 Nic Psimas	0
1. 20 Grant Umberger	0																															
18 Xander Hamilton	0																															
15 Nic Psimas	0																															
42 Ryan Gleason	0																															
40 Henry Weycker	0																															
1. 20 Grant Umberger	0																															
18 Xander Hamilton	0																															
15 Nic Psimas	0																															
42 Ryan Gleason	0																															
40 Henry Weycker	0																															
1. 46 Griffin Green	0																															
51 Graham Firoved	0																															
10 Nolan Wilson	0																															
20 Grant Umberger	0																															
15 Nic Psimas	0																															
<p>Fielding pct</p> <table border="0" style="width: 100%;"> <tr><td>1. 5 Gehrig Ebel</td><td style="text-align: right;">1.000</td></tr> <tr><td>24 Nick Biddison</td><td style="text-align: right;">1.000</td></tr> <tr><td>32 Lucas Donlon</td><td style="text-align: right;">1.000</td></tr> <tr><td>37 Jonah Seagears</td><td style="text-align: right;">1.000</td></tr> <tr><td>99 Brennan Reback</td><td style="text-align: right;">1.000</td></tr> </table>	1. 5 Gehrig Ebel	1.000	24 Nick Biddison	1.000	32 Lucas Donlon	1.000	37 Jonah Seagears	1.000	99 Brennan Reback	1.000	<p>Chances</p> <table border="0" style="width: 100%;"> <tr><td>1. 7 TJ Rumfield</td><td style="text-align: right;">280</td></tr> <tr><td>2. 41 Dayne Leonard</td><td style="text-align: right;">225</td></tr> <tr><td>3. 17 Cade Hunter</td><td style="text-align: right;">153</td></tr> <tr><td>4. 8 Tanner Schobel</td><td style="text-align: right;">117</td></tr> <tr><td>5. 26 Kevin Madden</td><td style="text-align: right;">93</td></tr> </table>	1. 7 TJ Rumfield	280	2. 41 Dayne Leonard	225	3. 17 Cade Hunter	153	4. 8 Tanner Schobel	117	5. 26 Kevin Madden	93	<p>Putouts</p> <table border="0" style="width: 100%;"> <tr><td>1. 7 TJ Rumfield</td><td style="text-align: right;">265</td></tr> <tr><td>2. 41 Dayne Leonard</td><td style="text-align: right;">208</td></tr> <tr><td>3. 17 Cade Hunter</td><td style="text-align: right;">144</td></tr> <tr><td>4. 31 Jack Hurley</td><td style="text-align: right;">68</td></tr> <tr><td>5. 19 Gavin Cross</td><td style="text-align: right;">56</td></tr> </table>	1. 7 TJ Rumfield	265	2. 41 Dayne Leonard	208	3. 17 Cade Hunter	144	4. 31 Jack Hurley	68	5. 19 Gavin Cross	56
1. 5 Gehrig Ebel	1.000																															
24 Nick Biddison	1.000																															
32 Lucas Donlon	1.000																															
37 Jonah Seagears	1.000																															
99 Brennan Reback	1.000																															
1. 7 TJ Rumfield	280																															
2. 41 Dayne Leonard	225																															
3. 17 Cade Hunter	153																															
4. 8 Tanner Schobel	117																															
5. 26 Kevin Madden	93																															
1. 7 TJ Rumfield	265																															
2. 41 Dayne Leonard	208																															
3. 17 Cade Hunter	144																															
4. 31 Jack Hurley	68																															
5. 19 Gavin Cross	56																															
<p>Assists</p> <table border="0" style="width: 100%;"> <tr><td>1. 8 Tanner Schobel</td><td style="text-align: right;">75</td></tr> <tr><td>2. 26 Kevin Madden</td><td style="text-align: right;">66</td></tr> <tr><td>3. 4 Fritz Genther</td><td style="text-align: right;">39</td></tr> <tr><td>4. 41 Dayne Leonard</td><td style="text-align: right;">16</td></tr> <tr><td>5. 24 Nick Biddison</td><td style="text-align: right;">15</td></tr> </table>	1. 8 Tanner Schobel	75	2. 26 Kevin Madden	66	3. 4 Fritz Genther	39	4. 41 Dayne Leonard	16	5. 24 Nick Biddison	15	<p>Errors</p> <table border="0" style="width: 100%;"> <tr><td>1. 4 Fritz Genther</td><td style="text-align: right;">7</td></tr> <tr><td>26 Kevin Madden</td><td style="text-align: right;">7</td></tr> <tr><td>3. 8 Tanner Schobel</td><td style="text-align: right;">4</td></tr> <tr><td>4. 4 tied at.....</td><td style="text-align: right;">2</td></tr> </table>	1. 4 Fritz Genther	7	26 Kevin Madden	7	3. 8 Tanner Schobel	4	4. 4 tied at.....	2	<p>Fielding double plays</p> <table border="0" style="width: 100%;"> <tr><td>1. 7 TJ Rumfield</td><td style="text-align: right;">16</td></tr> <tr><td>2. 8 Tanner Schobel</td><td style="text-align: right;">13</td></tr> <tr><td>3. 26 Kevin Madden</td><td style="text-align: right;">6</td></tr> <tr><td>4. 4 Fritz Genther</td><td style="text-align: right;">3</td></tr> <tr><td>19 Gavin Cross</td><td style="text-align: right;">3</td></tr> </table>	1. 7 TJ Rumfield	16	2. 8 Tanner Schobel	13	3. 26 Kevin Madden	6	4. 4 Fritz Genther	3	19 Gavin Cross	3		
1. 8 Tanner Schobel	75																															
2. 26 Kevin Madden	66																															
3. 4 Fritz Genther	39																															
4. 41 Dayne Leonard	16																															
5. 24 Nick Biddison	15																															
1. 4 Fritz Genther	7																															
26 Kevin Madden	7																															
3. 8 Tanner Schobel	4																															
4. 4 tied at.....	2																															
1. 7 TJ Rumfield	16																															
2. 8 Tanner Schobel	13																															
3. 26 Kevin Madden	6																															
4. 4 Fritz Genther	3																															
19 Gavin Cross	3																															
<p>Stolen bases against</p> <table border="0" style="width: 100%;"> <tr><td>1. 17 Cade Hunter</td><td style="text-align: right;">12</td></tr> <tr><td>2. 41 Dayne Leonard</td><td style="text-align: right;">9</td></tr> <tr><td>3. 30 Peyton Alford</td><td style="text-align: right;">4</td></tr> <tr><td>35 Ryan Metz</td><td style="text-align: right;">4</td></tr> <tr><td>5. 3 tied at....</td><td style="text-align: right;">3</td></tr> </table>	1. 17 Cade Hunter	12	2. 41 Dayne Leonard	9	3. 30 Peyton Alford	4	35 Ryan Metz	4	5. 3 tied at....	3	<p>Caught stealing by</p> <table border="0" style="width: 100%;"> <tr><td>1. 41 Dayne Leonard</td><td style="text-align: right;">4</td></tr> <tr><td>2. 34 Anthony Simonelli</td><td style="text-align: right;">3</td></tr> <tr><td>30 Peyton Alford</td><td style="text-align: right;">3</td></tr> <tr><td>4. 3 Chris Gerard</td><td style="text-align: right;">2</td></tr> <tr><td>5. 6 tied at.....</td><td style="text-align: right;">1</td></tr> </table>	1. 41 Dayne Leonard	4	2. 34 Anthony Simonelli	3	30 Peyton Alford	3	4. 3 Chris Gerard	2	5. 6 tied at.....	1	<p>Steal attempts against</p> <table border="0" style="width: 100%;"> <tr><td>1. 41 Dayne Leonard</td><td style="text-align: right;">13</td></tr> <tr><td>17 Cade Hunter</td><td style="text-align: right;">13</td></tr> <tr><td>3. 30 Peyton Alford</td><td style="text-align: right;">7</td></tr> <tr><td>4. 34 Anthony Simonelli</td><td style="text-align: right;">6</td></tr> <tr><td>5. 35 Ryan Metz</td><td style="text-align: right;">5</td></tr> </table>	1. 41 Dayne Leonard	13	17 Cade Hunter	13	3. 30 Peyton Alford	7	4. 34 Anthony Simonelli	6	5. 35 Ryan Metz	5
1. 17 Cade Hunter	12																															
2. 41 Dayne Leonard	9																															
3. 30 Peyton Alford	4																															
35 Ryan Metz	4																															
5. 3 tied at....	3																															
1. 41 Dayne Leonard	4																															
2. 34 Anthony Simonelli	3																															
30 Peyton Alford	3																															
4. 3 Chris Gerard	2																															
5. 6 tied at.....	1																															
1. 41 Dayne Leonard	13																															
17 Cade Hunter	13																															
3. 30 Peyton Alford	7																															
4. 34 Anthony Simonelli	6																															
5. 35 Ryan Metz	5																															
<p>Passed balls</p> <table border="0" style="width: 100%;"> <tr><td>1. 41 Dayne Leonard</td><td style="text-align: right;">5</td></tr> <tr><td>2. 5 Gehrig Ebel</td><td style="text-align: right;">2</td></tr> <tr><td>17 Cade Hunter</td><td style="text-align: right;">2</td></tr> </table>	1. 41 Dayne Leonard	5	2. 5 Gehrig Ebel	2	17 Cade Hunter	2	<p>Catchers interference</p> <table border="0" style="width: 100%;"> <tr><td>1. 17 Cade Hunter</td><td style="text-align: right;">1</td></tr> </table>	1. 17 Cade Hunter	1																							
1. 41 Dayne Leonard	5																															
2. 5 Gehrig Ebel	2																															
17 Cade Hunter	2																															
1. 17 Cade Hunter	1																															

MISCELLANEOUS



2021 VT Baseball
Miscellaneous Stats for Virginia Tech (as of Apr 25, 2021)
(All games)



Multiple Hit Games	2	3	4	5+	Total
7 TJ Rumfield	19	2	-	-	21
19 Gavin Cross	13	4	2	-	19
26 Kevin Madden	12	1	1	-	14
8 Tanner Schobel	10	1	-	-	11
31 Jack Hurley	6	3	-	-	9
11 Cade Swisher	4	1	-	-	5
23 Tanner Thomas	5	-	-	-	5
41 Dayne Leonard	4	-	-	-	4
24 Nick Biddison	3	1	-	-	4
4 Fritz Genther	1	2	-	-	3
29 Carson Jones	2	-	-	-	2
17 Cade Hunter	2	-	-	-	2
32 Lucas Donlon	1	-	-	-	1
TEAM	82	15	3	0	100

Multiple RBI Games	2	3	4	5+	Total
8 Tanner Schobel	6	2	1	-	9
7 TJ Rumfield	4	2	-	2	8
19 Gavin Cross	3	2	1	1	7
26 Kevin Madden	4	1	-	1	6
31 Jack Hurley	3	1	1	-	5
11 Cade Swisher	2	-	1	-	3
41 Dayne Leonard	1	2	-	-	3
32 Lucas Donlon	1	1	1	-	3
17 Cade Hunter	2	1	-	-	3
24 Nick Biddison	2	-	-	-	2
4 Fritz Genther	1	-	1	-	2
29 Carson Jones	1	-	-	-	1
23 Tanner Thomas	1	-	-	-	1
33 Nick Holesa	1	-	-	-	1
TEAM	32	12	6	4	54

Hitting Streaks	Longest	Current
19 Gavin Cross	15	2
7 TJ Rumfield	10	5
26 Kevin Madden	8	3
31 Jack Hurley	8	-
8 Tanner Schobel	8	1
41 Dayne Leonard	7	-
23 Tanner Thomas	7	-
11 Cade Swisher	5	2
32 Lucas Donlon	4	1
17 Cade Hunter	3	-
4 Fritz Genther	2	-

Reached Base Streaks	Longest	Current
7 TJ Rumfield	18	5
19 Gavin Cross	15	2
31 Jack Hurley	13	-
41 Dayne Leonard	11	-
8 Tanner Schobel	10	1
24 Nick Biddison	8	2
23 Tanner Thomas	8	-
11 Cade Swisher	8	7
26 Kevin Madden	8	3
17 Cade Hunter	6	-
37 Jonah Seagears	5	1

STARTERS SUMMARY

Player	GS	Position											Batting Order															
		p	c	1b	2b	3b	ss	lf	cf	rf	of	dh	1st	2nd	3rd	4th	5th	6th	7th	8th	9th							
7 TJ Rumfield	36	.	.	34	2	.	.	12	24	
8 Tanner Schobel	36	.	.	.	22	.	14	13	.	5	1	10	7	
19 Gavin Cross	35	.	.	2	28	.	5	.	.	.	14	21	
26 Kevin Madden	35	35	3	7	17	5	3	
31 Jack Hurley	32	32	28	4	
11 Cade Swisher	25	2	.	23	8	7	3	4	3	
23 Tanner Thoma	24	19	5	7	5	11	.	1	
4 Fritz Genther	22	22	1	.	21
41 Dayne Leonard	21	.	21	16	5
37 Jonah Seagear	14	11	.	3	3	.	.	.	3	4	3	1	
17 Cade Hunter	12	.	12	1	11
24 Nick Biddison	11	.	.	.	11	9	1	1
29 Carson Jones	10	6	1	3	3	1	6
30 Peyton Alford	9	9
34 Anthony Simon	8	8
3 Chris Gerard	6	6
12 Shane Connoll	5	5
32 Lucas Donlon	5	.	.	.	3	1	1	2	3
?? Ryan Okuda	4	4

GAME HIGHS



2021 VT Baseball
Season Game Highs for Virginia Tech (as of Apr 25, 2021)
(All games)

TEAM GAME HIGHS

Batting

At bats:	43	-	at Clemson (Mar 20, 2021)
	43	-	at ETSU (Apr 06, 2021)
Runs scored:	22	-	vs Radford (Feb 23, 2021)
Hits:	16	-	vs Radford (Feb 23, 2021)
RBIs:	18	-	vs Radford (Feb 23, 2021)
Doubles:	6	-	vs Georgia Tech (Apr 16, 2021)
Triples:	1	-	(7 times)
Home runs:	6	-	at Wake Forest (Apr 10, 2021)
Total bases:	35	-	at Wake Forest (Apr 10, 2021)
Walks:	8	-	vs VCU (Mar 09, 2021)
	8	-	at Clemson (Mar 20, 2021)
Strikeouts:	15	-	vs Boston College (Apr 02, 2021)
Sac hits:	1	-	(5 times)
Sac flies:	3	-	vs Radford (Feb 23, 2021)
Stolen bases:	6	-	at Clemson (Mar 20, 2021)
Hit by pitch:	6	-	vs Radford (Feb 23, 2021)
Caught stealing:	4	-	vs UNCG (Mar 16, 2021)
Runners LOB:	15	-	vs VCU (Mar 09, 2021)
	15	-	at Clemson (Mar 20, 2021)
Hit into DP:	4	-	vs Boston College (Apr 03, 2021)

Fielding

Putouts:	27	-	(29 times)
Assists:	15	-	at Miami (FL) (Feb 26, 2021)
	15	-	vs Georgia Tech (Apr 16, 2021)
Errors:	3	-	vs North Carolina (Mar 07, 2021)
	3	-	vs Florida State (Mar 14, 2021)
	3	-	vs Boston College (Apr 02, 2021)
Passed balls:	2	-	vs VCU (Mar 10, 2021)
	2	-	vs Georgia Tech (Apr 16, 2021)
DPs turned:	2	-	vs Radford (Feb 23, 2021)
	2	-	vs Boston College (Apr 03, 2021)

Pitching

Innings pitched:	9.0	-	(29 times)
Runs allowed:	15	-	vs Georgia Tech (Apr 16, 2021)
Earned runs:	14	-	vs Georgia Tech (Apr 16, 2021)
Walks allowed:	9	-	vs Georgia Tech (Apr 16, 2021)
Strikeouts:	21	-	vs North Carolina (Mar 05, 2021)
Hits allowed:	18	-	vs Florida State (Mar 14, 2021)
Doubles allowed:	5	-	vs Georgia Tech (Apr 18, 2021)
Triples allowed:	1	-	(4 times)
Homers allowed:	5	-	at Wake Forest (Apr 11, 2021)
Wild pitches:	7	-	vs UNCG (Mar 16, 2021)
Hit batters:	3	-	vs Kent State (Feb 21, 2021)
	3	-	vs North Carolina (Mar 07, 2021)
	3	-	vs Florida State (Mar 14, 2021)

SUMMARY



2021 VT Baseball
Games Summary for Virginia Tech (as of Apr 25, 2021)
(All games)



Score by innings	1	2	3	4	5	6	7	8	9	Total
Virginia Tech	16	30	25	14	42	35	31	29	22	244
Opponents	30	27	17	23	18	26	30	16	16	203

Record when ...

Overall	21-15	After 6 leading	16-3
Conference	15-12 trailing	2-10
Non-Conference	6-3 tied	3-2
Home games	11-8	After 7 leading	17-1
Away games	10-7 trailing	1-13
Neutral site	0-0 tied	3-1
Day games	19-12	After 8 leading	19-0
Night games	2-3 trailing	1-15
vs Left starter	4-3 tied	1-0
vs Right starter	17-12		
1-Run games	4-1	Hit 0 home runs	3-8
2-Run games	4-3	... 1 home run	8-3
5+Run games	7-6	... 2+ home runs	10-4
Extra innings	0-0		
Shutouts	2-1	Opponent 0 home runs	12-2
	 1 home run	7-6
Scoring 0-2 runs	0-6 2+ HRS	2-7
..... 3-5 runs	5-4		
..... 6-9 runs	9-4	Made 0 errors	13-4
..... 10+ runs	7-1	... 1 error	4-4
		... 2+ errors	4-7
Opponent 0-2 runs	6-0		
..... 3-5 runs	11-3	Opp. made 0 errors	8-5
..... 6-9 runs	4-7 1 error	3-7
..... 10+ runs	0-5 2+ errors	10-3
Scored in 1st inning	9-3	Out-hit opponent	15-3
Opp. scored in 1st	10-6	Out-hit by opponent	4-10
Scores first	12-5	Hits are tied	2-2
Opp. scores first	9-10		

Record when team scores:

Runs	0	1	2	3	4	5	6	7	8	9	10+
W-L	0-1	0-1	0-4	1-2	1-2	3-0	2-2	2-2	3-0	2-0	7-1

Record when opponent scores:

Runs	0	1	2	3	4	5	6	7	8	9	10+
W-L	2-0	2-0	2-0	3-2	5-1	3-0	2-1	0-3	0-2	2-1	0-5

Record when leading after:

Inn.	1	2	3	4	5	6	7	8
W-L	6-2	10-3	12-4	11-4	14-4	16-3	17-1	19-0

Record when trailing after:

Inn.	1	2	3	4	5	6	7	8
W-L	7-6	5-8	5-7	5-8	4-8	2-10	1-13	1-15

Record when tied after:

Inn.	1	2	3	4	5	6	7	8
W-L	8-7	6-4	4-4	5-3	3-3	3-2	3-1	1-0

Current losing streak: 3
Longest winning streak: 6
Longest losing streak: 3

Home attendance : 14165 (19 dates avg = 745)
Away attendance : 10207 (17 dates avg = 600)
Total attendance: 24372 (36 dates avg = 677)

PLAYER STATS

#34 Anthony Simonelli - 4 games (All games)

Date	Opponent	Pos	AB	R	H	RBI	2B	3B	HR	BB	SB	CS	HBP	SAC	SF	GDP	K	PO	A	E	Avg
Apr 02	BOSTON COLLEGE	*p	0	0	0	0	0	0	0	0	0	0	0	0	0	0	0	1	2	0	.000
Apr 10	at Wake Forest	*p	0	0	0	0	0	0	0	0	0	0	0	0	0	0	0	1	1	0	.000
Apr 17	GEORGIA TECH	*p	0	0	0	0	0	0	0	0	0	0	0	0	0	0	0	1	0	0	.000
Apr 25	at NC State-1	*p	0	0	0	0	0	0	0	0	0	0	0	0	0	0	0	0	1	0	.000
Totals		4gs	0	0	0	0	0	0	0	0	0	0	0	0	0	0	0	3	4	0	.000

On base pct. .000 • Slugging pct. .000

#34 Anthony Simonelli - 8 appearances (All games)

Date	Opponent	GS	IP	H	R	ER	BB	SO	2B	3B	HR	WP	BK	HBP	IBB	Score	W-L	Sv	ERA	NP
Feb 21	KENT STATE-2	*	5.1	3	1	1	0	4	0	0	0	0	0	2	0	9-2	1-0	0	1.69	85
Feb 28	at Miami (FL)	*	4.2	4	4	2	5	4	0	0	1	0	0	0	1	9-6	1-0	0	2.70	94
Mar 07	NORTH CAROLINA	*	4.0	6	5	5	2	6	2	0	0	0	0	1	0	6-9	1-0	0	5.14	79
Mar 27	at Pitt	*	5.0	3	1	1	1	7	0	0	0	0	0	0	0	8-4	2-0	0	4.26	88
Apr 02	BOSTON COLLEGE	*	5.0	4	4	3	2	6	0	0	1	0	0	0	0	6-5	2-0	0	4.50	91
Apr 10	at Wake Forest	*	6.1	1	2	2	4	7	1	0	0	0	0	0	0	16-4	3-0	0	4.15	106
Apr 17	GEORGIA TECH	*	6.0	2	0	0	2	6	0	0	0	0	0	0	0	7-0	4-0	0	3.47	107
Apr 25	at NC State-1	*	2.2	6	8	8	5	3	1	0	0	0	0	0	0	3-11	4-1	0	5.08	76
Totals		8	39.0	29	25	22	21	43	4	0	2	0	0	3	1	64-41	4-1	0	5.08	-

#9 Brennan Reback - 9 games (All games)

Date	Opponent	Pos	AB	R	H	RBI	2B	3B	HR	BB	SB	CS	HBP	SAC	SF	GDP	K	PO	A	E	Avg
Feb 21	KENT STATE-1	*of	3	1	0	0	0	0	0	1	1	0	0	0	0	0	1	2	0	0	.000
Feb 21	KENT STATE-2	of	0	0	0	0	0	0	0	0	0	0	0	0	0	0	0	0	0	0	.000
Feb 23	RADFORD	ph/of	0	2	0	0	0	0	0	1	0	0	1	0	0	0	0	2	0	0	.000
Feb 26	at Miami (FL)	*of	3	0	0	0	0	0	0	0	0	0	0	0	0	0	3	0	0	0	.000
Feb 28	at Miami (FL)	of	0	0	0	0	0	0	0	0	0	0	0	0	0	0	0	0	0	0	.000
Mar 05	NORTH CAROLINA	of	0	0	0	0	0	0	0	0	0	0	0	0	0	0	0	0	0	0	.000
Mar 07	NORTH CAROLINA	of	0	0	0	0	0	0	0	0	0	0	0	0	0	0	0	0	0	0	.000
Mar 09	VCU	pr	0	0	0	0	0	0	0	0	0	0	0	0	0	0	0	0	0	0	.000
Mar 10	VCU	*of	0	0	0	0	0	0	0	0	0	0	0	0	0	0	0	1	0	0	.000
Totals		3gs	6	3	0	0	0	0	0	2	1	0	1	0	0	0	4	5	0	0	.000

On base pct. .333 • Slugging pct. .000

#3 Chris Gerard - 5 games (All games)

Date	Opponent	Pos	AB	R	H	RBI	2B	3B	HR	BB	SB	CS	HBP	SAC	SF	GDP	K	PO	A	E	Avg
Feb 27	at Miami (FL)	*p	0	0	0	0	0	0	0	0	0	0	0	0	0	0	0	0	1	0	.000
Mar 06	NORTH CAROLINA	*p	0	0	0	0	0	0	0	0	0	0	0	0	0	0	0	0	2	0	.000
Mar 13	FLORIDA STATE	*p	0	0	0	0	0	0	0	0	0	0	0	0	0	0	0	0	2	0	.000
Mar 20	at Clemson	*p	0	0	0	0	0	0	0	0	0	0	0	0	0	0	0	0	1	0	.000
Apr 11	at Wake Forest	*p	0	0	0	0	0	0	0	0	0	0	0	0	0	0	0	0	1	0	.000
Totals		5gs	0	0	0	0	0	0	0	0	0	0	0	0	0	0	0	0	7	0	.000

On base pct. .000 • Slugging pct. .000

#3 Chris Gerard - 6 appearances (All games)

Date	Opponent	GS	IP	H	R	ER	BB	SO	2B	3B	HR	WP	BK	HBP	IBB	Score	W-L	Sv	ERA	NP
Feb 21	KENT STATE-1	*	6.0	4	1	1	2	7	3	0	0	1	0	0	0	3-1	1-0	0	1.50	85
Feb 27	at Miami (FL)	*	6.0	6	3	3	2	4	0	0	0	2	0	1	0	0-3	1-1	0	3.00	97
Mar 06	NORTH CAROLINA	*	5.0	8	3	3	2	8	0	0	1	1	0	1	0	6-4	1-1	0	3.71	102
Mar 13	FLORIDA STATE	*	7.0	2	0	0	2	8	0	0	0	0	0	1	0	5-0	2-1	0	2.62	112
Mar 20	at Clemson	*	3.0	0	0	0	1	2	0	0	0	0	0	1	0	11-3	2-1	0	2.33	-
Apr 11	at Wake Forest	*	4.2	8	5	5	1	5	1	0	3	0	0	1	0	10-9	2-1	0	3.41	77
Totals		6	31.2	28	12	12	10	34	4	0	4	4	0	5	0	35-20	2-1	0	3.41	-

PLAYER STATS

#17 Cade Hunter - 14 games (All games)

Date	Opponent	Pos	AB	R	H	RBI	2B	3B	HR	BB	SB	CS	HBP	SAC	SF	GDP	K	PO	A	E	Avg
Feb 21	KENT STATE-1	*c	3	0	0	0	0	0	0	0	0	0	0	0	0	0	2	9	1	0	.000
Feb 23	RADFORD	*c	3	1	1	3	0	0	1	0	0	0	1	0	0	0	0	10	0	0	.167
Feb 26	at Miami (FL)	*c	4	1	1	2	0	0	1	0	0	0	0	0	0	0	2	11	1	0	.200
Feb 27	at Miami (FL)	*c	3	0	0	0	0	0	0	0	0	0	0	0	0	0	1	7	0	0	.154
Feb 28	at Miami (FL)	ph/c	2	0	0	0	0	0	0	0	0	0	1	0	0	0	0	4	0	0	.133
Mar 05	NORTH CAROLINA	*c	4	1	2	2	0	0	1	0	0	0	0	0	0	0	1	21	0	0	.211
Mar 06	NORTH CAROLINA	*c	3	0	0	1	0	0	0	0	0	0	0	0	1	0	0	14	1	0	.182
Mar 09	VCU	*c	4	1	2	1	0	0	0	1	0	0	0	0	0	0	1	13	1	1	.231
Mar 10	VCU	c	2	0	1	0	0	0	0	0	0	0	0	0	0	0	0	7	1	0	.250
Mar 12	FLORIDA STATE	*c	4	0	1	0	0	0	0	0	0	0	0	0	0	0	3	14	1	0	.250
Mar 13	FLORIDA STATE	*c	3	0	0	0	0	0	0	0	0	0	1	0	0	0	2	10	0	0	.229
Mar 14	FLORIDA STATE	*c	2	1	0	0	0	0	0	1	0	0	0	0	0	0	0	7	0	0	.216
Mar 16	UNCG	*c	3	0	0	0	0	0	0	1	0	0	0	0	0	1	1	9	1	0	.200
Mar 19	at Clemson	*c	2	0	0	0	0	0	0	0	0	0	0	0	0	0	2	8	1	0	.190
Totals		12gs	42	5	8	9	0	0	3	3	0	0	3	0	1	1	15	144	8	1	.190

On base pct. .286 • Slugging pct. .405

#29 Carson Jones - 24 games (All games)

Date	Opponent	Pos	AB	R	H	RBI	2B	3B	HR	BB	SB	CS	HBP	SAC	SF	GDP	K	PO	A	E	Avg
Feb 21	KENT STATE-2	ph	1	0	1	1	0	0	0	0	0	0	0	0	0	0	0	0	0	0	1.000
Feb 23	RADFORD	pr/dh	2	2	2	1	1	0	0	1	0	0	0	0	0	0	0	0	0	0	1.000
Mar 10	VCU	of	1	0	0	0	0	0	0	0	0	0	0	0	0	0	1	2	0	0	.750
Mar 12	FLORIDA STATE	ph	1	0	0	0	0	0	0	0	0	0	0	0	0	0	0	0	0	0	.600
Mar 13	FLORIDA STATE	ph/of	1	0	0	1	0	0	0	0	0	0	0	0	1	1	0	0	0	0	.500
Mar 14	FLORIDA STATE	*of	3	1	2	0	2	0	0	1	0	0	0	0	0	0	0	1	0	0	.556
Mar 16	UNCG	*of	4	0	0	0	0	0	0	0	0	0	0	0	0	0	0	1	0	0	.385
Mar 19	at Clemson	*of	5	1	1	0	0	0	0	0	0	0	0	0	0	0	2	0	0	0	.333
Mar 20	at Clemson	*of/of	5	1	1	0	0	0	0	1	2	0	0	0	0	0	3	3	0	0	.304
Mar 21	at Clemson	*of	3	0	0	0	0	0	0	0	0	0	0	0	0	0	1	0	0	0	.269
Mar 26	at Pitt	of	1	0	0	0	0	0	0	0	0	0	0	0	0	0	1	1	0	0	.259
Mar 27	at Pitt	*of	3	0	1	2	0	0	0	1	0	0	0	0	1	0	0	0	0	0	.267
Mar 28	at Pitt	*of	5	1	1	1	0	0	1	0	0	0	0	0	0	0	2	1	0	0	.257
Apr 01	BOSTON COLLEGE	*of	2	0	0	1	0	0	0	0	0	0	0	0	1	0	0	1	0	0	.243
Apr 02	BOSTON COLLEGE	*of	4	1	1	0	0	0	0	0	0	0	0	0	0	0	2	1	0	1	.244
Apr 03	BOSTON COLLEGE	pr/of	0	0	0	0	0	0	0	0	0	0	0	0	0	0	0	0	0	0	.244
Apr 06	at ETSU	ph/of	1	0	0	0	0	0	0	0	0	0	0	0	0	0	1	3	0	0	.238
Apr 09	at Wake Forest	pr/of	0	1	0	0	0	0	0	0	0	0	0	0	0	0	0	0	0	0	.238
Apr 10	at Wake Forest	pr/of	1	0	0	0	0	0	0	0	0	0	0	0	0	0	1	0	0	0	.233
Apr 11	at Wake Forest	of	0	0	0	0	0	0	0	0	0	0	0	0	0	0	0	1	0	0	.233
Apr 13	at Liberty	*of	2	0	0	0	0	0	0	0	0	0	0	0	0	1	0	1	0	0	.222
Apr 23	at NC State	pr	0	1	0	0	0	0	0	0	0	0	0	0	0	0	0	0	0	0	.222
Apr 25	at NC State-1	of	1	0	0	0	0	0	0	0	0	0	0	0	0	0	1	0	0	0	.217
Apr 25	at NC State-2	pr	0	0	0	0	0	0	0	0	0	0	0	0	0	0	0	0	0	0	.217
Totals		10gs	46	9	10	7	3	0	1	4	2	0	0	0	3	2	15	16	0	1	.217

On base pct. .264 • Slugging pct. .348

PLAYER STATS

#11 Cade Swisher - 29 games (All games)

Date	Opponent	Pos	AB	R	H	RBI	2B	3B	HR	BB	SB	CS	HBP	SAC	SF	GDP	K	PO	A	E	Avg
Feb 21	KENT STATE-1	*dh	1	1	0	1	0	0	0	3	0	0	0	0	0	0	0	0	0	0	.000
Feb 21	KENT STATE-2	*dh	2	0	0	2	0	0	0	1	0	0	0	0	1	0	0	0	0	0	.000
Feb 23	RADFORD	*dh	2	0	0	0	0	0	0	0	0	0	0	0	0	0	1	0	0	0	.000
Mar 07	NORTH CAROLINA	ph/dh	3	0	0	0	0	0	0	0	0	0	0	0	0	0	2	0	0	0	.000
Mar 09	VCU	*dh	4	1	2	2	1	0	0	1	0	0	0	0	0	0	2	0	0	0	.167
Mar 10	VCU	*dh	1	0	0	0	0	0	0	1	0	0	0	0	0	0	0	0	0	0	.154
Mar 12	FLORIDA STATE	*dh	3	0	0	0	0	0	0	0	0	0	0	0	0	0	1	0	0	0	.125
Mar 14	FLORIDA STATE	ph/of	2	0	2	0	1	0	0	0	0	0	0	0	0	0	0	0	0	0	.222
Mar 16	UNCG	*dh	3	0	2	1	1	0	0	1	0	1	0	0	0	0	1	0	0	0	.286
Mar 19	at Clemson	*dh	4	0	1	0	0	0	0	0	0	0	0	0	0	0	3	0	0	0	.280
Mar 20	at Clemson	*of	3	2	1	1	0	0	1	2	1	0	0	0	0	0	0	0	0	0	.286
Mar 21	at Clemson	*of	4	0	1	0	0	0	0	0	0	1	0	0	0	0	2	1	0	0	.281
Mar 26	at Pitt	*dh	4	0	0	0	0	0	0	0	0	0	1	0	0	0	2	0	0	0	.250
Mar 27	at Pitt	*dh	4	1	1	0	1	0	0	1	1	0	0	0	0	0	1	0	0	0	.250
Mar 28	at Pitt	*dh	4	1	1	0	0	0	0	1	0	0	0	0	0	0	2	0	0	0	.250
Apr 01	BOSTON COLLEGE	*dh	3	0	0	0	0	0	0	0	0	0	0	0	0	0	2	0	0	0	.234
Apr 03	BOSTON COLLEGE	*dh	3	0	0	0	0	0	0	1	0	0	0	0	0	0	1	0	0	0	.220
Apr 06	at ETSU	ph	1	1	1	0	1	0	0	0	0	0	0	0	0	0	0	0	0	0	.235
Apr 09	at Wake Forest	*dh	3	0	1	1	0	0	0	0	0	1	0	0	0	0	0	0	0	0	.241
Apr 10	at Wake Forest	*dh	4	1	1	1	0	0	0	0	0	0	0	0	0	0	0	0	0	0	.241
Apr 11	at Wake Forest	*dh	3	1	0	0	0	0	0	1	0	0	0	0	0	0	0	0	0	0	.230
Apr 13	at Liberty	of	2	0	0	1	0	0	0	0	0	0	0	0	0	0	1	1	0	0	.222
Apr 16	GEORGIA TECH	*dh	4	0	1	1	0	0	0	0	0	0	0	0	0	1	0	0	0	0	.224
Apr 17	GEORGIA TECH	*dh	3	1	3	4	0	0	1	1	0	0	0	0	0	0	0	0	0	0	.257
Apr 18	GEORGIA TECH	*dh	3	0	0	0	0	0	0	0	0	0	1	0	0	0	2	0	0	0	.247
Apr 20	VMI	*dh	2	1	1	0	0	0	0	0	0	0	2	0	0	0	0	0	0	0	.253
Apr 23	at NC State	*dh	3	0	0	0	0	0	0	0	0	0	1	0	0	0	1	0	0	0	.244
Apr 25	at NC State-1	*dh	3	0	1	1	1	0	0	1	0	0	0	0	0	0	1	0	0	0	.247
Apr 25	at NC State-2	*dh	4	1	2	1	1	0	0	0	0	0	0	0	0	0	0	0	0	0	.259
Totals		25gs	85	12	22	17	7	0	2	15	2	3	5	0	1	1	25	2	0	0	.259

On base pct. .396 • Slugging pct. .412

#45 Christian Worley - 4 appearances (All games)

Date	Opponent	GS	IP	H	R	ER	BB	SO	2B	3B	HR	WP	BK	HBP	IBB	Score	W-L	Sv	ERA	NP
Mar 16	UNCG		0.2	0	0	0	0	2	0	0	0	0	0	0	0	2-7	0-0	0	0.00	6
Apr 06	at ETSU		1.0	1	0	0	1	1	0	0	0	0	0	0	0	15-5	0-0	0	0.00	22
Apr 18	GEORGIA TECH		0.2	1	0	0	0	0	0	0	0	1	0	0	0	4-11	0-0	0	0.00	8
Apr 25	at NC State-1		1.0	1	1	1	1	1	0	0	1	0	0	0	0	3-11	0-0	0	2.70	25
Totals		0	3.1	3	1	1	2	4	0	0	1	1	0	0	0	24-34	0-0	0	2.70	-

PLAYER STATS

#19 Gavin Cross - 35 games (All games)

Date	Opponent	Pos	AB	R	H	RBI	2B	3B	HR	BB	SB	CS	HBP	SAC	SF	GDP	K	PO	A	E	Avg
Feb 21	KENT STATE-1	*of	4	0	0	0	0	0	0	0	0	0	0	0	0	0	1	3	0	0	.000
Feb 21	KENT STATE-2	*of	4	2	2	3	0	0	1	0	0	0	0	0	1	0	1	7	0	0	.250
Feb 23	RADFORD	*of	4	2	2	2	1	0	0	0	0	0	1	0	1	0	0	1	0	0	.333
Feb 26	at Miami (FL)	*1b	4	1	1	0	0	1	0	0	0	0	0	0	0	0	0	6	1	0	.312
Feb 27	at Miami (FL)	*of	4	0	0	0	0	0	0	0	0	0	0	0	0	0	2	0	0	0	.250
Feb 28	at Miami (FL)	*of	4	2	2	2	0	0	1	1	0	0	0	0	0	0	0	3	0	0	.292
Mar 05	NORTH CAROLINA	*1b	5	2	3	1	2	0	0	0	0	0	0	0	0	0	1	2	1	0	.345
Mar 06	NORTH CAROLINA	*of	2	1	0	0	0	0	0	2	0	1	0	0	0	0	0	0	0	0	.323
Mar 07	NORTH CAROLINA	*of	2	2	0	0	0	0	0	1	0	0	2	0	0	0	1	3	1	0	.303
Mar 09	VCU	*of	5	1	1	0	1	0	0	1	0	1	0	0	0	0	0	1	1	0	.289
Mar 10	VCU	*of	5	3	4	0	0	1	0	0	2	0	0	0	0	0	0	1	0	0	.349
Mar 12	FLORIDA STATE	*of	5	1	2	1	0	0	1	0	0	0	0	0	0	0	1	4	0	0	.354
Mar 13	FLORIDA STATE	*dh	2	1	1	0	0	0	0	0	0	0	2	0	0	0	1	0	0	0	.360
Mar 14	FLORIDA STATE	*dh	2	1	2	3	0	0	1	1	0	1	0	0	1	0	0	0	0	0	.385
Mar 19	at Clemson	*of	4	0	1	0	0	0	0	0	0	0	0	0	0	0	0	1	0	0	.375
Mar 20	at Clemson	*dh	4	0	2	1	0	0	0	1	0	0	0	0	0	0	0	0	0	0	.383
Mar 21	at Clemson	*dh	4	0	0	0	0	0	0	0	0	0	0	0	0	0	3	0	0	0	.359
Mar 26	at Pitt	*of	3	1	3	4	1	0	1	1	0	0	0	0	1	0	0	2	0	0	.388
Mar 27	at Pitt	*of	5	2	2	0	0	0	0	0	0	0	0	0	0	0	0	4	0	0	.389
Mar 28	at Pitt	*of	4	0	1	0	0	0	0	1	0	0	0	0	0	0	2	1	0	0	.382
Apr 01	BOSTON COLLEGE	*of	5	0	1	0	0	0	0	0	0	1	0	0	0	0	2	0	0	0	.370
Apr 02	BOSTON COLLEGE	*of	5	2	2	0	0	0	0	0	0	0	0	0	0	0	3	0	0	1	.372
Apr 03	BOSTON COLLEGE	*of	4	1	2	2	0	0	1	0	0	0	0	0	0	0	1	1	0	0	.378
Apr 06	at ETSU	*of	6	2	4	7	1	1	1	0	0	0	0	0	0	0	1	1	0	0	.396
Apr 09	at Wake Forest	*of	5	1	3	1	0	0	1	0	0	0	0	0	0	0	2	2	0	0	.406
Apr 10	at Wake Forest	*of	5	2	2	1	0	0	1	0	0	0	0	0	0	0	1	2	0	0	.406
Apr 11	at Wake Forest	*of	4	2	1	0	1	0	0	1	0	0	0	0	0	0	1	0	0	0	.400
Apr 13	at Liberty	*dh	4	1	2	0	0	0	0	0	0	0	0	0	0	0	0	0	0	0	.404
Apr 16	GEORGIA TECH	*of	5	1	3	1	2	0	0	1	1	0	0	0	0	0	1	2	0	0	.412
Apr 17	GEORGIA TECH	*of	3	0	1	0	0	0	0	1	1	0	1	0	0	0	1	1	0	0	.410
Apr 18	GEORGIA TECH	*of	4	2	2	1	0	0	0	1	1	0	0	0	0	1	1	2	0	0	.413
Apr 20	VMI	*of	5	2	2	1	0	0	1	0	0	0	0	0	0	0	0	1	0	0	.412
Apr 23	at NC State	*of	4	0	0	0	0	0	0	0	0	0	0	0	0	0	1	2	0	0	.400
Apr 25	at NC State-1	*of	3	1	1	0	1	0	0	0	0	0	0	0	0	0	0	3	0	0	.399
Apr 25	at NC State-2	*of	4	1	1	0	0	0	0	1	0	0	0	0	0	0	1	0	0	0	.394
Totals		35gs	142	40	56	31	10	3	10	14	5	4	6	0	4	1	29	56	4	1	.394

On base pct. .458 • Slugging pct. .718

#5 Gehrig Ebel - 13 games (All games)

Date	Opponent	Pos	AB	R	H	RBI	2B	3B	HR	BB	SB	CS	HBP	SAC	SF	GDP	K	PO	A	E	Avg
Feb 23	RADFORD	ph/c	2	0	1	1	0	0	0	0	0	0	0	0	0	0	1	3	0	0	.500
Mar 05	NORTH CAROLINA	pr	0	0	0	0	0	0	0	0	0	0	0	0	0	0	0	0	0	0	.500
Mar 10	VCU	*c	2	0	0	0	0	0	0	0	0	0	0	0	0	0	0	4	0	0	.250
Mar 12	FLORIDA STATE	pr	0	0	0	0	0	0	0	0	0	0	0	0	0	0	0	0	0	0	.250
Mar 14	FLORIDA STATE	ph	0	1	0	0	0	0	0	1	0	0	0	0	0	0	0	0	0	0	.250
Apr 06	at ETSU	c	1	0	0	0	0	0	0	0	0	0	0	0	0	0	0	1	0	0	.200
Apr 10	at Wake Forest	c	0	0	0	0	0	0	0	0	0	0	0	0	0	0	0	1	0	0	.200
Apr 13	at Liberty	*c	2	0	0	0	0	0	0	0	0	0	0	0	0	0	2	6	1	0	.143
Apr 16	GEORGIA TECH	c	0	1	0	0	0	0	0	1	0	0	0	0	0	0	0	0	0	0	.143
Apr 18	GEORGIA TECH	c	0	0	0	0	0	0	0	0	0	0	0	0	0	0	0	1	0	0	.143
Apr 20	VMI	*c	3	0	1	0	0	0	0	1	0	1	0	0	0	0	0	10	2	0	.200
Apr 25	at NC State-1	c	2	0	0	0	0	0	0	0	0	0	0	0	0	0	1	4	0	0	.167
Apr 25	at NC State-2	c	0	0	0	0	0	0	0	0	0	0	0	0	0	0	0	2	0	0	.167
Totals		3gs	12	2	2	1	0	0	0	3	0	1	0	0	0	0	4	32	3	0	.167

On base pct. .333 • Slugging pct. .167

PLAYER STATS

#51 Graham Firoved - 13 appearances (All games)

Date	Opponent	GS	IP	H	R	ER	BB	SO	2B	3B	HR	WP	BK	HBP	IBB	Score	W-L	Sv	ERA	NP
Feb 21	KENT STATE-2		0.0	1	0	0	0	0	0	0	0	0	0	0	0	9-2	0-0	0	0.00	4
Mar 06	NORTH CAROLINA		2.0	0	0	0	2	6	0	0	0	0	0	0	0	6-4	1-0	0	0.00	43
Mar 09	VCU		2.0	1	0	0	0	2	1	0	0	1	0	0	0	10-9	1-0	0	0.00	26
Mar 13	FLORIDA STATE		0.0	0	0	0	0	0	0	0	0	0	0	1	0	5-0	1-0	0	0.00	1
Mar 14	FLORIDA STATE		0.2	0	1	1	1	0	0	0	0	0	0	0	0	7-14	1-0	0	1.93	17
Mar 21	at Clemson		0.2	0	1	1	1	1	0	0	0	0	0	0	0	2-4	1-0	0	3.38	-
Mar 28	at Pitt		2.0	2	3	3	2	4	0	0	0	1	0	1	0	8-4	1-0	0	6.14	42
Apr 03	BOSTON COLLEGE		0.1	0	0	0	0	0	0	0	0	0	0	0	0	4-3	1-0	1	5.87	3
Apr 06	at ETSU		1.0	0	0	0	0	1	0	0	0	0	0	0	0	15-5	1-0	1	5.19	12
Apr 11	at Wake Forest		1.0	0	0	0	0	2	0	0	0	0	0	0	0	10-9	1-0	2	4.66	14
Apr 17	GEORGIA TECH		3.0	2	0	0	1	5	1	0	0	0	0	0	0	7-0	1-0	3	3.55	53
Apr 20	VMI		1.1	0	0	0	3	3	0	0	0	0	0	0	0	7-5	2-0	3	3.21	39
Apr 25	at NC State-2		1.2	0	0	0	1	2	0	0	0	1	0	0	0	6-7	2-0	3	2.87	34
Totals		0	15.2	6	5	5	11	26	2	0	0	3	0	2	0	96-66	2-0	3	2.87	-

#46 Griffin Green - 8 appearances (All games)

Date	Opponent	GS	IP	H	R	ER	BB	SO	2B	3B	HR	WP	BK	HBP	IBB	Score	W-L	Sv	ERA	NP
Mar 10	VCU		1.2	5	4	4	0	3	1	0	0	0	0	1	0	7-10	0-0	0	21.60	42
Mar 14	FLORIDA STATE		1.0	2	0	0	0	2	0	0	0	1	0	0	0	7-14	0-0	0	13.50	18
Apr 02	BOSTON COLLEGE		2.2	1	0	0	0	4	0	0	0	0	0	0	0	6-5	1-0	0	6.75	38
Apr 06	at ETSU	*	1.0	1	2	2	2	1	0	0	0	0	0	1	0	15-5	1-0	0	8.53	25
Apr 10	at Wake Forest		2.1	0	0	0	1	3	0	0	0	0	0	0	0	16-4	1-0	0	6.23	31
Apr 16	GEORGIA TECH		0.1	1	3	3	2	0	0	0	0	1	0	0	0	11-15	1-0	0	9.00	16
Apr 18	GEORGIA TECH		0.0	1	1	1	0	0	1	0	0	0	0	0	0	4-11	1-0	0	10.00	2
Apr 20	VMI		2.1	3	1	1	1	2	1	0	0	0	0	0	0	7-5	1-0	0	8.74	41
Totals		1	11.1	14	11	11	6	15	3	0	0	2	0	2	0	73-69	1-0	0	8.74	-

#20 Grant Umberger - 1 game (All games)

Date	Opponent	Pos	AB	R	H	RBI	2B	3B	HR	BB	SB	CS	HBP	SAC	SF	GDP	K	PO	A	E	Avg
Mar 16	UNCG	p	0	0	0	0	0	0	0	0	0	0	0	0	0	0	0	0	0	1	.000
Totals		ogs	0	0	0	0	0	0	0	0	0	0	0	0	0	0	0	0	0	1	.000

On base pct. .000 • Slugging pct. .000

#20 Grant Umberger - 4 appearances (All games)

Date	Opponent	GS	IP	H	R	ER	BB	SO	2B	3B	HR	WP	BK	HBP	IBB	Score	W-L	Sv	ERA	NP
Feb 23	RADFORD		1.0	1	0	0	1	2	0	0	0	1	0	0	0	22-2	0-0	0	0.00	25
Feb 27	at Miami (FL)		0.0	0	0	0	1	0	0	0	0	0	0	0	0	0-3	0-0	0	0.00	4
Mar 07	NORTH CAROLINA		0.1	0	0	0	1	0	0	0	0	1	0	1	1	6-9	0-0	0	0.00	7
Mar 16	UNCG		0.1	1	1	1	1	1	0	0	0	0	0	0	0	2-7	0-0	0	5.40	17
Totals		0	1.2	2	1	1	4	3	0	0	0	2	0	1	1	30-21	0-0	0	5.40	-

#40 Henry Weycker - 3 appearances (All games)

Date	Opponent	GS	IP	H	R	ER	BB	SO	2B	3B	HR	WP	BK	HBP	IBB	Score	W-L	Sv	ERA	NP
Feb 21	KENT STATE-1		0.1	1	0	0	0	0	0	0	0	0	0	0	0	3-1	0-0	0	0.00	5
Feb 23	RADFORD		1.0	0	0	0	2	1	0	0	0	1	0	0	0	22-2	0-0	0	0.00	25
Feb 28	at Miami (FL)		0.1	1	0	0	0	0	0	0	0	0	0	0	0	9-6	0-0	0	0.00	7
Totals		0	1.2	2	0	0	2	1	0	0	0	1	0	0	0	34-9	0-0	0	0.00	-

PLAYER STATS

#38 Jaison Heard - 5 games (All games)

Date	Opponent	Pos	AB	R	H	RBI	2B	3B	HR	BB	SB	CS	HBP	SAC	SF	GDP	K	PO	A	E	Avg
Feb 28	at Miami (FL)	p	0	0	0	0	0	0	0	0	0	0	0	0	0	0	0	0	1	0	.000
Mar 12	FLORIDA STATE	p	0	0	0	0	0	0	0	0	0	0	0	0	0	0	0	0	0	1	.000
Mar 14	FLORIDA STATE	p	0	0	0	0	0	0	0	0	0	0	0	0	0	0	0	0	0	1	.000
Mar 20	at Clemson	p	0	0	0	0	0	0	0	0	0	0	0	0	0	0	0	1	1	0	.000
Apr 16	GEORGIA TECH	p	0	0	0	0	0	0	0	0	0	0	0	0	0	0	0	2	0	0	.000
Totals		0gs	0	0	0	0	0	0	0	0	0	0	0	0	0	0	0	3	2	2	.000

On base pct. .000 • Slugging pct. .000

#38 Jaison Heard - 16 appearances (All games)

Date	Opponent	GS	IP	H	R	ER	BB	SO	2B	3B	HR	WP	BK	HBP	IBB	Score	W-L	Sv	ERA	NP
Feb 21	KENT STATE-1		0.2	0	0	0	1	0	0	0	0	0	0	0	0	3-1	0-0	1	0.00	10
Feb 27	at Miami (FL)		1.0	1	0	0	0	2	0	0	0	0	0	0	0	0-3	0-0	1	0.00	11
Feb 28	at Miami (FL)		2.0	2	0	0	0	5	0	0	0	1	0	0	0	9-6	1-0	1	0.00	44
Mar 05	NORTH CAROLINA		2.1	4	0	0	0	5	0	0	0	0	0	0	0	10-6	1-0	1	0.00	44
Mar 07	NORTH CAROLINA		0.1	2	1	0	0	1	0	0	0	0	0	0	0	6-9	1-0	1	0.00	11
Mar 12	FLORIDA STATE		1.0	1	1	1	1	1	0	0	1	0	0	0	0	4-6	1-0	1	1.23	19
Mar 14	FLORIDA STATE		1.0	2	2	1	0	0	0	0	1	0	0	0	0	7-14	1-0	1	2.16	25
Mar 20	at Clemson		5.1	5	2	2	0	5	1	0	1	1	0	0	0	11-3	2-0	1	2.63	-
Mar 27	at Pitt		3.0	4	3	3	1	5	0	0	1	1	0	0	0	8-4	2-0	1	3.78	52
Apr 03	BOSTON COLLEGE		3.0	0	0	0	3	1	0	0	0	0	0	0	0	4-3	2-0	1	3.20	38
Apr 09	at Wake Forest		2.0	1	0	0	0	0	0	0	0	1	0	1	0	8-4	3-0	1	2.91	33
Apr 13	at Liberty		1.0	4	4	4	0	1	1	0	0	0	0	0	0	2-8	3-0	1	4.37	14
Apr 16	GEORGIA TECH		1.1	4	5	5	1	2	2	0	1	0	0	0	0	11-15	3-1	1	6.00	34
Apr 18	GEORGIA TECH		0.1	2	2	2	0	0	1	0	0	0	0	0	0	4-11	3-2	1	6.66	10
Apr 20	VMI		1.0	1	0	0	0	2	0	0	0	0	0	0	0	7-5	3-2	2	6.39	17
Apr 25	at NC State-2		1.0	2	2	2	1	0	0	0	0	1	0	1	0	6-7	3-3	2	6.84	21
Totals		0	26.1	35	22	20	8	30	5	0	5	5	0	2	0	100-105	3-3	2	6.84	-

PLAYER STATS

#31 Jack Hurley - 35 games (All games)

Date	Opponent	Pos	AB	R	H	RBI	2B	3B	HR	BB	SB	CS	HBP	SAC	SF	GDP	K	PO	A	E	Avg
Feb 21	KENT STATE-2	*of	4	2	2	0	0	0	0	0	0	0	0	0	0	0	2	1	0	0	.500
Feb 23	RADFORD	*of	3	2	1	0	1	0	0	0	0	0	1	0	0	0	2	1	0	0	.429
Feb 26	at Miami (FL)	ph/of	1	0	0	0	0	0	0	0	0	0	0	0	0	0	1	1	0	0	.375
Feb 27	at Miami (FL)	*of	3	0	0	0	0	0	0	0	0	0	0	0	0	0	1	2	0	0	.273
Feb 28	at Miami (FL)	*of/of	3	2	0	0	0	0	0	1	0	0	1	0	0	0	2	1	0	0	.214
Mar 05	NORTH CAROLINA	*of/of	4	2	2	2	0	0	1	1	0	0	0	0	0	0	2	0	0	0	.278
Mar 06	NORTH CAROLINA	*of	4	1	2	2	0	0	0	0	0	0	0	0	0	0	0	1	0	0	.318
Mar 07	NORTH CAROLINA	*of	5	1	1	3	0	0	1	0	0	0	0	0	0	0	1	1	0	0	.296
Mar 09	VCU	*of	6	0	1	0	0	0	0	0	0	0	0	0	0	0	2	3	0	1	.273
Mar 10	VCU	of	3	0	0	0	0	0	0	0	0	0	0	0	0	0	1	1	0	0	.250
Mar 12	FLORIDA STATE	*of	4	0	1	0	0	0	0	1	1	0	0	0	0	0	1	3	0	0	.250
Mar 13	FLORIDA STATE	*of	5	2	1	1	0	0	1	0	0	0	0	0	0	0	1	1	0	0	.244
Mar 14	FLORIDA STATE	*of	3	1	0	0	0	0	0	1	0	0	1	0	0	0	2	2	0	1	.229
Mar 16	UNCG	*of	1	0	0	0	0	0	0	1	0	1	1	1	0	0	1	2	0	0	.224
Mar 19	at Clemson	*of	2	0	0	1	0	0	0	1	0	0	1	0	0	0	2	4	0	0	.216
Mar 20	at Clemson	*of	5	3	3	0	1	0	0	0	1	0	1	0	0	0	1	2	0	0	.250
Mar 21	at Clemson	pr/of	0	0	0	0	0	0	0	0	0	0	0	0	0	0	0	0	0	0	.250
Mar 26	at Pitt	*of	4	2	1	1	1	0	0	1	0	0	0	0	0	0	0	2	0	0	.250
Mar 27	at Pitt	*of	4	2	1	0	1	0	0	1	0	0	0	0	0	0	2	0	0	0	.250
Mar 28	at Pitt	*of	6	1	3	2	0	0	0	0	0	1	0	0	0	0	0	3	0	0	.271
Apr 01	BOSTON COLLEGE	*of	4	1	2	1	0	0	1	1	0	0	0	0	0	0	1	4	0	0	.284
Apr 02	BOSTON COLLEGE	*of	4	1	2	0	0	0	0	0	0	0	1	0	0	0	1	3	0	0	.295
Apr 03	BOSTON COLLEGE	*of	3	0	1	0	0	0	0	1	0	0	0	0	0	1	0	3	0	0	.296
Apr 06	at ETSU	*of	5	3	2	0	1	0	0	0	0	0	0	0	0	0	1	5	0	0	.302
Apr 09	at Wake Forest	*of	5	0	0	0	0	0	0	0	0	0	0	0	0	0	3	1	0	0	.286
Apr 10	at Wake Forest	*of	5	3	3	4	1	0	1	0	0	0	0	0	0	0	1	5	0	0	.302
Apr 11	at Wake Forest	*of	4	1	0	0	0	0	0	1	0	0	0	0	0	0	2	3	0	0	.290
Apr 13	at Liberty	*of	4	0	0	0	0	0	0	0	0	0	0	0	0	0	2	3	0	0	.279
Apr 16	GEORGIA TECH	*of	5	1	1	1	1	0	0	0	0	0	0	0	1	0	2	0	0	0	.275
Apr 17	GEORGIA TECH	*of	3	0	1	1	0	0	0	1	0	0	0	0	1	0	2	3	0	0	.277
Apr 18	GEORGIA TECH	*of	4	2	1	0	1	0	0	0	0	0	1	0	0	0	3	2	0	0	.276
Apr 20	VMI	*of	4	2	1	1	0	0	0	1	0	0	0	0	0	0	1	0	1	0	.275
Apr 23	at NC State	*of	5	0	1	0	1	0	0	0	0	0	0	0	0	0	3	2	0	0	.272
Apr 25	at NC State-1	*of	3	0	0	0	0	0	0	0	0	0	0	0	0	0	1	2	0	0	.266
Apr 25	at NC State-2	*of	5	0	0	0	0	0	0	0	0	0	0	0	0	0	2	1	0	0	.256
Totals			32gs	133	35	34	20	9	5	13	2	2	8	1	2	1	49	68	1	2	.256

On base pct. .353 • Slugging pct. .436

#47 Jonah Hurney - 1 game (All games)

Date	Opponent	Pos	AB	R	H	RBI	2B	3B	HR	BB	SB	CS	HBP	SAC	SF	GDP	K	PO	A	E	Avg
Apr 06	at ETSU	p	0	0	0	0	0	0	0	0	0	0	0	0	0	0	0	1	0	0	.000
Totals			0gs	0	0	0	0	0	0	0	0	0	0	0	0	0	0	1	0	0	.000

On base pct. .000 • Slugging pct. .000

#47 Jonah Hurney - 4 appearances (All games)

Date	Opponent	GS	IP	H	R	ER	BB	SO	2B	3B	HR	WP	BK	HBP	IBB	Score	W-L	Sv	ERA	NP
Mar 10	VCU		1.0	0	0	0	0	1	0	0	0	0	0	0	0	7-10	0-0	0	0.00	17
Apr 06	at ETSU		1.0	1	0	0	0	0	0	0	0	0	0	0	0	15-5	0-0	0	0.00	8
Apr 16	GEORGIA TECH		1.0	0	0	0	0	0	0	0	0	0	0	0	0	11-15	0-0	0	0.00	21
Apr 25	at NC State-1		2.1	4	1	1	0	1	1	0	1	0	0	0	0	3-11	0-0	0	1.69	43
Totals		0	5.1	5	1	1	0	2	1	0	1	0	0	0	0	36-41	0-0	0	1.69	-

#44 Jackson Ritchey - 3 appearances (All games)

Date	Opponent	GS	IP	H	R	ER	BB	SO	2B	3B	HR	WP	BK	HBP	IBB	Score	W-L	Sv	ERA	NP
Feb 23	RADFORD		1.0	0	0	0	0	1	0	0	0	0	0	1	0	22-2	0-0	0	0.00	16
Mar 10	VCU	*	1.2	3	3	3	3	1	2	1	0	1	0	0	0	7-10	0-1	0	10.12	38
Mar 16	UNCG	*	0.2	1	1	0	1	0	0	0	0	2	0	1	0	2-7	0-1	0	8.10	19
Totals		2	3.1	4	4	3	4	2	2	1	0	3	0	2	0	31-19	0-1	0	8.10	-

PLAYER STATS

#32 Lucas Donlon - 17 games (All games)

Date	Opponent	Pos	AB	R	H	RBI	2B	3B	HR	BB	SB	CS	HBP	SAC	SF	GDP	K	PO	A	E	Avg
Feb 23	RADFORD	ph	1	0	0	0	0	0	0	0	0	0	0	0	0	0	0	0	0	0	.000
Mar 09	VCU	*2b	4	1	1	3	0	0	1	1	0	0	0	0	0	0	0	1	0	0	.200
Mar 10	VCU	ph/dh	1	0	1	2	0	0	0	1	0	0	0	0	1	0	0	0	0	0	.333
Mar 12	FLORIDA STATE	ph	1	0	0	0	0	0	0	0	0	0	0	0	0	0	1	0	0	0	.286
Mar 14	FLORIDA STATE	ph	1	0	0	0	0	0	0	0	0	0	0	0	0	0	1	0	0	0	.250
Mar 16	UNCG	2b	3	0	1	1	1	0	0	0	0	0	0	0	0	1	0	1	3	0	.273
Mar 19	at Clemson	ph/2b	1	0	0	0	0	0	0	0	0	0	0	0	0	0	0	1	0	0	.250
Mar 21	at Clemson	ph	1	0	0	0	0	0	0	0	0	0	0	0	0	0	1	0	0	0	.231
Apr 01	BOSTON COLLEGE	ph	1	0	1	0	0	0	0	0	0	0	0	0	0	0	0	0	0	0	.286
Apr 02	BOSTON COLLEGE	ph/2b	2	1	1	1	0	0	0	0	0	0	1	0	0	0	1	0	1	0	.312
Apr 03	BOSTON COLLEGE	*2b	4	0	1	0	0	0	0	0	0	0	0	0	0	1	0	0	4	0	.300
Apr 06	at ETSU	*dh	3	2	2	4	0	0	1	0	0	0	0	0	1	0	0	0	0	0	.348
Apr 09	at Wake Forest	ph	1	0	0	0	0	0	0	0	0	0	0	0	0	0	1	0	0	0	.333
Apr 10	at Wake Forest	ph	1	0	0	0	0	0	0	0	0	0	0	0	0	0	0	0	0	0	.320
Apr 13	at Liberty	*2b	2	0	0	0	0	0	0	0	0	0	0	0	0	0	1	1	1	0	.296
Apr 20	VMI	*3b	3	1	1	0	0	0	0	0	0	0	0	0	0	0	1	0	1	0	.300
Apr 25	at NC State-1	1b	0	0	0	0	0	0	0	1	0	0	0	0	0	0	0	1	0	0	.300
Totals		5gs	30	5	9	11	1	0	2	3	0	0	1	0	2	2	7	5	10	0	.300

On base pct. .361 • Slugging pct. .533

#16 Matthew Siverling - 5 games (All games)

Date	Opponent	Pos	AB	R	H	RBI	2B	3B	HR	BB	SB	CS	HBP	SAC	SF	GDP	K	PO	A	E	Avg
Feb 26	at Miami (FL)	p	0	0	0	0	0	0	0	0	0	0	0	0	0	0	0	0	1	0	.000
Mar 16	UNCG	p	0	0	0	0	0	0	0	0	0	0	0	0	0	0	0	0	1	0	.000
Mar 26	at Pitt	p	0	0	0	0	0	0	0	0	0	0	0	0	0	0	0	0	1	0	.000
Apr 03	BOSTON COLLEGE	p	0	0	0	0	0	0	0	0	0	0	0	0	0	0	0	0	1	0	.000
Apr 23	at NC State	p	0	0	0	0	0	0	0	0	0	0	0	0	0	0	0	0	0	1	.000
Totals		0gs	0	0	0	0	0	0	0	0	0	0	0	0	0	0	0	0	4	1	.000

On base pct. .000 • Slugging pct. .000

#16 Matthew Siverling - 17 appearances (All games)

Date	Opponent	GS	IP	H	R	ER	BB	SO	2B	3B	HR	WP	BK	HBP	IBB	Score	W-L	Sv	ERA	NP
Feb 21	KENT STATE-1		2.0	1	0	0	0	3	1	0	0	0	0	0	0	3-1	0-0	0	0.00	31
Feb 26	at Miami (FL)		4.0	1	0	0	1	6	0	0	0	0	0	0	0	5-3	1-0	0	0.00	54
Mar 05	NORTH CAROLINA		0.0	2	2	2	0	0	0	0	1	0	0	0	0	10-6	1-0	0	3.00	19
Mar 06	NORTH CAROLINA		2.0	1	1	0	0	1	0	0	0	0	0	0	0	6-4	1-0	1	2.25	25
Mar 09	VCU		1.0	0	0	0	1	2	0	0	0	0	0	0	0	10-9	2-0	1	2.00	19
Mar 13	FLORIDA STATE		2.0	1	0	0	1	2	0	0	0	0	0	0	0	5-0	2-0	1	1.64	26
Mar 16	UNCG		1.2	1	1	1	0	1	0	0	1	0	0	1	0	2-7	2-0	1	2.13	19
Mar 20	at Clemson		0.2	2	1	1	2	1	0	0	0	0	0	0	0	11-3	2-0	1	2.70	-
Mar 26	at Pitt		3.0	2	0	0	1	6	0	0	0	0	0	0	0	5-1	2-0	2	2.20	46
Mar 28	at Pitt		3.0	3	0	0	0	3	0	0	0	0	0	0	0	8-4	3-0	2	1.86	42
Apr 03	BOSTON COLLEGE		1.2	2	0	0	1	0	0	0	0	0	0	0	0	4-3	4-0	2	1.71	31
Apr 09	at Wake Forest		0.2	4	3	3	1	2	0	0	0	0	0	0	0	8-4	4-0	2	2.91	35
Apr 13	at Liberty		0.2	3	1	1	0	1	1	0	0	0	0	0	0	2-8	4-0	2	3.22	16
Apr 16	GEORGIA TECH		0.0	0	2	1	1	0	0	0	0	0	0	0	0	11-15	4-0	2	3.63	11
Apr 18	GEORGIA TECH		1.1	2	1	1	1	0	1	0	0	1	0	0	0	4-11	4-0	2	3.80	24
Apr 23	at NC State		1.0	0	0	0	1	0	0	0	0	0	0	0	0	1-3	4-0	2	3.65	13
Apr 25	at NC State-2		0.1	1	1	1	0	1	1	0	0	0	0	0	0	6-7	4-0	2	3.96	6
Totals		0	25.0	26	13	11	13	29	4	0	2	1	0	1	0	101-89	4-0	2	3.96	-

PLAYER STATS

#24 Nick Biddison - 11 games (All games)

Date	Opponent	Pos	AB	R	H	RBI	2B	3B	HR	BB	SB	CS	HBP	SAC	SF	GDP	K	PO	A	E	Avg
Apr 06	at ETSU	*2b	3	2	2	1	0	0	0	3	1	0	0	0	0	0	0	0	1	0	.667
Apr 09	at Wake Forest	*2b	4	0	0	0	0	0	0	0	0	0	1	0	0	0	3	3	0	0	.286
Apr 10	at Wake Forest	*2b/of	6	1	1	1	0	0	1	0	0	0	0	0	0	0	1	1	0	0	.231
Apr 11	at Wake Forest	*2b	5	1	2	1	0	1	1	0	0	0	0	0	0	0	2	0	1	0	.278
Apr 16	GEORGIA TECH	*2b	5	1	0	0	0	0	0	1	1	0	0	0	0	0	1	0	2	0	.217
Apr 17	GEORGIA TECH	*2b	3	0	0	1	0	0	0	1	2	0	0	0	1	0	1	2	4	0	.192
Apr 18	GEORGIA TECH	*2b	5	0	2	0	0	0	0	0	0	0	0	0	0	0	2	0	2	0	.226
Apr 20	VMI	*2b	3	0	1	0	0	0	0	1	1	0	1	0	0	0	1	3	2	0	.235
Apr 23	at NC State	*2b	4	0	0	0	0	0	0	0	0	0	0	0	0	0	1	2	0	0	.211
Apr 25	at NC State-1	*2b/of	3	0	1	2	0	0	0	0	0	0	0	0	1	0	2	1	0	0	.220
Apr 25	at NC State-2	*2b	3	0	3	2	2	0	0	1	1	0	0	0	0	0	0	2	3	0	.273
Totals		11gs	44	5	12	8	2	1	2	7	6	0	2	0	2	0	14	14	15	0	.273

On base pct. .382 • Slugging pct. .500

#33 Nick Holesa - 5 games (All games)

Date	Opponent	Pos	AB	R	H	RBI	2B	3B	HR	BB	SB	CS	HBP	SAC	SF	GDP	K	PO	A	E	Avg
Feb 23	RADFORD	1b	1	0	0	0	0	0	0	0	0	0	0	0	0	0	1	0	0	0	.000
Mar 14	FLORIDA STATE	ph	1	1	1	2	0	1	0	0	0	0	0	0	0	0	0	0	0	0	.500
Apr 06	at ETSU	ph/1b	1	0	0	0	0	0	0	0	0	0	0	0	0	0	0	1	0	0	.333
Apr 16	GEORGIA TECH	ph	1	1	1	1	0	0	0	0	0	0	0	0	0	0	0	0	0	0	.500
Apr 18	GEORGIA TECH	ph	1	0	0	0	0	0	0	0	0	0	0	0	0	0	1	0	0	0	.400
Totals		0gs	5	2	2	3	0	1	0	0	0	0	0	0	0	0	2	1	0	0	.400

On base pct. .400 • Slugging pct. .800

#27 Noah Johnson - 1 game (All games)

Date	Opponent	Pos	AB	R	H	RBI	2B	3B	HR	BB	SB	CS	HBP	SAC	SF	GDP	K	PO	A	E	Avg
Mar 14	FLORIDA STATE	p	0	0	0	0	0	0	0	0	0	0	0	0	0	0	0	0	1	0	.000
Totals		0gs	0	0	0	0	0	0	0	0	0	0	0	0	0	0	0	0	1	0	.000

On base pct. .000 • Slugging pct. .000

#27 Noah Johnson - 15 appearances (All games)

Date	Opponent	GS	IP	H	R	ER	BB	SO	2B	3B	HR	WP	BK	HBP	IBB	Score	W-L	Sv	ERA	NP
Feb 23	RADFORD		2.0	1	0	0	0	3	0	0	0	1	0	0	0	22-2	0-0	0	0.00	33
Mar 07	NORTH CAROLINA		0.1	1	1	1	1	1	0	0	1	0	0	0	0	6-9	0-1	0	3.86	14
Mar 09	VCU		2.2	3	0	0	1	5	0	0	0	0	0	1	0	10-9	0-1	0	1.80	46
Mar 12	FLORIDA STATE		0.2	1	0	0	0	1	0	0	0	0	0	0	0	4-6	0-1	0	1.59	9
Mar 14	FLORIDA STATE		2.1	4	1	1	0	1	0	0	0	0	0	0	0	7-14	0-1	0	2.25	35
Mar 16	UNCG		0.0	1	0	0	0	0	0	0	0	1	0	0	0	2-7	0-1	0	2.25	5
Mar 19	at Clemson		0.1	0	0	0	0	0	0	0	0	0	0	0	0	2-8	0-1	0	2.16	-
Mar 21	at Clemson		0.1	1	2	2	0	1	0	0	1	0	0	1	0	2-4	0-2	0	4.15	-
Apr 02	BOSTON COLLEGE		1.1	2	1	1	1	1	0	0	0	1	0	0	0	6-5	0-2	0	4.50	28
Apr 06	at ETSU		2.2	2	0	0	0	5	0	0	0	0	0	0	0	15-5	0-2	0	3.55	44
Apr 10	at Wake Forest		0.1	3	2	2	0	1	1	0	1	0	0	0	0	16-4	0-2	0	4.85	14
Apr 16	GEORGIA TECH		0.1	0	0	0	0	0	0	0	0	0	0	0	0	11-15	0-2	0	4.72	8
Apr 18	GEORGIA TECH		0.1	0	0	0	0	0	0	0	0	0	0	0	0	4-11	0-2	0	4.61	3
Apr 20	VMI		0.0	0	0	0	2	0	0	0	0	1	0	0	0	7-5	0-2	0	4.61	13
Apr 25	at NC State-1		0.1	2	1	1	0	1	0	0	0	0	0	0	0	3-11	0-2	0	5.14	7
Totals		0	14.0	21	8	8	5	20	1	0	3	4	0	2	0	117-115	0-2	0	5.14	-

#15 Nic Psimas - 1 appearance (All games)

Date	Opponent	GS	IP	H	R	ER	BB	SO	2B	3B	HR	WP	BK	HBP	IBB	Score	W-L	Sv	ERA	NP
Mar 14	FLORIDA STATE		1.0	0	0	0	1	1	0	0	0	0	0	0	0	7-14	0-0	0	0.00	18
Totals		0	1.0	0	0	0	1	1	0	0	0	0	0	0	0	7-14	0-0	0	0.00	-

PLAYER STATS

#10 Nolan Wilson - 4 appearances (All games)

Date	Opponent	GS	IP	H	R	ER	BB	SO	2B	3B	HR	WP	BK	HBP	IBB	Score	W-L	Sv	ERA	NP
Mar 10	VCU		1.1	1	0	0	1	2	1	0	0	0	0	0	0	7-10	0-0	0	0.00	30
Mar 14	FLORIDA STATE		0.1	0	0	0	1	1	0	0	0	0	0	1	0	7-14	0-0	0	0.00	13
Apr 13	at Liberty		0.1	3	1	1	0	1	0	0	0	0	0	0	0	2-8	0-0	0	4.50	19
Apr 25	at NC State-1		1.0	0	0	0	1	1	0	0	0	0	0	0	0	3-11	0-0	0	3.00	13
Totals		0	3.0	4	1	1	3	5	1	0	0	0	0	1	1	19-43	0-0	0	3.00	-

#30 Peyton Alford - 4 games (All games)

Date	Opponent	Pos	AB	R	H	RBI	2B	3B	HR	BB	SB	CS	HBP	SAC	SF	GDP	K	PO	A	E	Avg
Mar 05	NORTH CAROLINA	*p	0	0	0	0	0	0	0	0	0	0	0	0	0	0	0	1	0	0	.000
Mar 19	at Clemson	*p	0	0	0	0	0	0	0	0	0	0	0	0	0	0	0	0	2	1	.000
Apr 16	GEORGIA TECH	*p	0	0	0	0	0	0	0	0	0	0	0	0	0	0	0	0	1	0	.000
Apr 23	at NC State	*p	0	0	0	0	0	0	0	0	0	0	0	0	0	0	0	0	4	0	.000
Totals		4gs	0	0	0	0	0	0	0	0	0	0	0	0	0	0	0	1	7	1	.000

On base pct. .000 • Slugging pct. .000

#30 Peyton Alford - 10 appearances (All games)

Date	Opponent	GS	IP	H	R	ER	BB	SO	2B	3B	HR	WP	BK	HBP	IBB	Score	W-L	Sv	ERA	NP
Feb 21	KENT STATE-2		1.0	2	1	1	1	1	0	0	0	0	0	1	0	9-2	0-0	0	9.00	35
Feb 26	at Miami (FL)	*	3.0	3	3	2	3	4	0	0	0	0	0	1	0	5-3	0-0	0	6.75	66
Mar 05	NORTH CAROLINA	*	4.1	2	4	3	3	10	1	0	1	1	0	1	0	10-6	0-0	0	6.48	86
Mar 12	FLORIDA STATE	*	5.2	3	1	1	0	10	0	0	0	0	0	1	0	4-6	0-0	0	4.50	68
Mar 19	at Clemson	*	6.2	8	8	4	3	9	0	1	3	1	0	0	0	2-8	0-1	0	4.79	-
Mar 26	at Pitt	*	6.0	4	1	1	3	8	0	0	0	1	0	1	0	5-1	1-1	0	4.05	110
Apr 01	BOSTON COLLEGE	*	2.0	4	6	6	6	5	2	0	0	0	1	0	1	3-7	1-2	0	5.65	70
Apr 09	at Wake Forest	*	4.1	3	1	1	4	7	2	0	0	2	0	1	0	8-4	1-2	0	5.18	109
Apr 16	GEORGIA TECH	*	5.0	6	3	3	3	4	1	0	0	0	0	0	0	11-15	1-2	0	5.21	105
Apr 23	at NC State	*	7.0	4	3	2	3	8	2	0	1	1	0	1	0	1-3	1-3	0	4.80	124
Totals		9	45.0	39	31	24	29	66	8	1	5	6	1	7	1	58-55	1-3	0	4.80	-

#42 Ryan Gleason - 1 appearance (All games)

Date	Opponent	GS	IP	H	R	ER	BB	SO	2B	3B	HR	WP	BK	HBP	IBB	Score	W-L	Sv	ERA	NP
Mar 14	FLORIDA STATE		0.0	1	2	2	1	0	0	0	1	1	0	0	0	7-14	0-0	0	999.00	13
Totals		0	0.0	1	2	2	1	0	0	0	1	1	0	0	0	7-14	0-0	0	999.00	-

#35 Ryan Metz - 3 games (All games)

Date	Opponent	Pos	AB	R	H	RBI	2B	3B	HR	BB	SB	CS	HBP	SAC	SF	GDP	K	PO	A	E	Avg
Mar 09	VCU	p	0	0	0	0	0	0	0	0	0	0	0	0	0	0	0	0	1	0	.000
Mar 10	VCU	p	0	0	0	0	0	0	0	0	0	0	0	0	0	0	0	0	1	0	.000
Mar 14	FLORIDA STATE	*p	0	0	0	0	0	0	0	0	0	0	0	0	0	0	0	0	1	0	.000
Totals		1gs	0	0	0	0	0	0	0	0	0	0	0	0	0	0	0	0	3	0	.000

On base pct. .000 • Slugging pct. .000

#35 Ryan Metz - 7 appearances (All games)

Date	Opponent	GS	IP	H	R	ER	BB	SO	2B	3B	HR	WP	BK	HBP	IBB	Score	W-L	Sv	ERA	NP
Feb 23	RADFORD		1.0	3	1	1	0	2	1	1	0	0	0	0	0	22-2	0-0	0	9.00	19
Mar 07	NORTH CAROLINA		0.1	0	0	0	0	0	0	0	0	0	0	0	0	6-9	0-0	0	6.75	1
Mar 09	VCU		1.0	2	2	2	1	1	2	0	0	0	0	0	0	10-9	0-0	0	11.57	18
Mar 10	VCU		3.1	4	3	1	2	5	0	0	0	1	0	1	2	7-10	0-0	0	6.35	61
Mar 14	FLORIDA STATE	*	0.2	3	4	2	0	0	1	0	2	0	0	1	0	7-14	0-1	0	8.53	32
Apr 13	at Liberty		2.0	0	0	0	1	1	0	0	0	0	0	0	0	2-8	0-1	0	6.48	30
Apr 18	GEORGIA TECH		0.0	1	2	2	1	0	0	0	0	0	0	0	0	4-11	0-1	0	8.64	9
Totals		1	8.1	13	12	8	5	9	4	1	2	1	0	2	2	58-63	0-1	0	8.64	-

PLAYER STATS

#22 Ryan Okuda - 3 games (All games)

Date	Opponent	Pos	AB	R	H	RBI	2B	3B	HR	BB	SB	CS	HBP	SAC	SF	GDP	K	PO	A	E	Avg
Feb 23	RADFORD	*p	0	0	0	0	0	0	0	0	0	0	0	0	0	0	0	0	2	0	.000
Mar 16	UNCG	p	0	0	0	0	0	0	0	0	0	0	0	0	0	0	0	0	1	0	.000
Apr 01	BOSTON COLLEGE	p	0	0	0	0	0	0	0	0	0	0	0	0	0	0	0	0	2	0	.000
Totals		1gs	0	0	0	0	0	0	0	0	0	0	0	0	0	0	0	0	5	0	.000

On base pct. .000 • Slugging pct. .000

#22 Ryan Okuda - 11 appearances (All games)

Date	Opponent	GS	IP	H	R	ER	BB	SO	2B	3B	HR	WP	BK	HBP	IBB	Score	W-L	Sv	ERA	NP
Feb 23	RADFORD	*	3.0	3	1	0	1	3	0	0	0	1	0	0	0	22-2	1-0	0	0.00	52
Feb 27	at Miami (FL)		1.0	0	0	0	0	1	0	0	0	1	0	0	0	0-3	1-0	0	0.00	13
Feb 28	at Miami (FL)		0.0	2	2	2	0	0	0	0	0	0	0	0	0	9-6	1-0	0	4.50	5
Mar 05	NORTH CAROLINA		0.2	0	0	0	1	1	0	0	0	0	0	0	0	10-6	2-0	0	3.86	15
Mar 07	NORTH CAROLINA		0.1	0	0	0	0	0	0	0	0	0	0	0	0	6-9	2-0	0	3.60	2
Mar 09	VCU	*	1.1	4	4	4	1	1	1	0	0	0	0	1	0	10-9	2-0	0	8.53	40
Mar 16	UNCG		4.0	6	4	4	0	4	0	0	0	0	0	0	0	2-7	2-1	0	8.71	69
Apr 01	BOSTON COLLEGE		6.2	7	1	1	1	9	0	0	1	1	0	0	0	3-7	2-1	0	5.82	111
Apr 06	at ETSU		0.0	2	3	2	1	0	0	0	0	0	0	0	0	15-5	2-1	0	6.88	17
Apr 13	at Liberty	*	3.1	3	2	1	1	4	1	0	1	0	0	2	0	2-8	2-2	0	6.20	60
Apr 20	VMI	*	3.2	4	3	3	0	4	1	0	0	0	0	0	0	7-5	2-2	0	6.38	46
Totals		4	24.0	31	20	17	6	27	3	0	2	3	0	3	0	86-67	2-2	0	6.38	-

#12 Shane Connolly - 4 games (All games)

Date	Opponent	Pos	AB	R	H	RBI	2B	3B	HR	BB	SB	CS	HBP	SAC	SF	GDP	K	PO	A	E	Avg
Feb 26	at Miami (FL)	p	0	0	0	0	0	0	0	0	0	0	0	0	0	0	0	0	1	0	.000
Mar 21	at Clemson	*p	0	0	0	0	0	0	0	0	0	0	0	0	0	0	0	0	2	0	.000
Mar 28	at Pitt	*p	0	0	0	0	0	0	0	0	0	0	0	0	0	0	0	0	1	0	.000
Apr 18	GEORGIA TECH	*p	0	0	0	0	0	0	0	0	0	0	0	0	0	0	0	0	1	0	.000
Totals		3gs	0	0	0	0	0	0	0	0	0	0	0	0	0	0	0	0	5	0	.000

On base pct. .000 • Slugging pct. .000

#12 Shane Connolly - 15 appearances (All games)

Date	Opponent	GS	IP	H	R	ER	BB	SO	2B	3B	HR	WP	BK	HBP	IBB	Score	W-L	Sv	ERA	NP
Feb 21	KENT STATE-2		2.2	1	0	0	0	3	0	0	0	0	0	0	0	9-2	0-0	1	0.00	30
Feb 26	at Miami (FL)		2.0	2	0	0	0	1	0	0	0	0	0	0	0	5-3	0-0	2	0.00	26
Feb 28	at Miami (FL)		2.0	2	0	0	0	0	0	0	0	1	0	0	0	9-6	0-0	3	0.00	33
Mar 05	NORTH CAROLINA		1.2	2	0	0	0	5	0	0	0	0	0	0	0	10-6	0-0	4	0.00	37
Mar 07	NORTH CAROLINA		2.1	0	0	0	2	6	0	0	0	1	0	0	0	6-9	0-0	4	0.00	41
Mar 12	FLORIDA STATE		1.2	4	4	3	1	3	1	0	1	2	0	1	0	4-6	0-1	4	2.19	43
Mar 14	FLORIDA STATE		0.1	2	1	1	0	0	2	0	0	0	0	0	0	7-14	0-1	4	2.84	11
Mar 21	at Clemson	*	7.0	3	1	1	0	11	0	0	0	0	0	1	0	2-4	0-1	4	2.29	-
Mar 27	at Pitt		1.0	1	0	0	0	3	1	0	0	0	0	0	0	8-4	0-1	5	2.18	17
Mar 28	at Pitt	*	4.0	3	1	1	2	6	0	0	0	0	0	1	1	8-4	0-1	5	2.19	59
Apr 03	BOSTON COLLEGE	*	4.0	8	3	3	1	4	2	0	0	1	0	0	0	4-3	0-1	5	2.83	62
Apr 09	at Wake Forest		2.0	0	0	0	0	3	0	0	0	0	0	0	0	8-4	0-1	5	2.64	25
Apr 11	at Wake Forest		3.1	5	4	4	1	3	1	0	2	0	0	0	0	10-9	1-1	5	3.44	65
Apr 18	GEORGIA TECH	*	6.0	6	3	3	1	7	2	0	2	0	0	0	0	4-11	1-1	5	3.60	99
Apr 25	at NC State-2	*	5.0	8	4	4	1	6	3	1	2	0	0	0	0	6-7	1-1	5	4.00	99
Totals		5	45.0	47	21	20	9	61	12	1	7	5	0	3	1	100-92	1-1	5	4.00	-

#25 Samuel Rochard - 3 appearances (All games)

Date	Opponent	GS	IP	H	R	ER	BB	SO	2B	3B	HR	WP	BK	HBP	IBB	Score	W-L	Sv	ERA	NP
Feb 21	KENT STATE-2		0.0	0	0	0	1	0	0	0	0	0	0	0	0	9-2	0-0	0	0.00	5
Mar 07	NORTH CAROLINA		0.0	0	0	0	2	0	0	0	0	0	0	0	0	6-9	0-0	0	0.00	10
Mar 14	FLORIDA STATE		0.0	2	2	2	0	0	0	0	0	0	0	0	0	7-14	0-0	0	999.00	4
Totals		0	0.0	2	2	2	3	0	0	0	0	0	0	0	0	22-25	0-0	0	999.00	-

NCAA STATS

Statistic	National Conference		Value National Leader		Value Conference Leader		
	Rank	Rank	Value	Team	Value	Team	
Base on Balls (267 ranked)	66	5	66	Texas A&M	115	Louisville	
Batting Average (267 ranked)	83	6	0.271	UMBC	0.362	Georgia Tech	
Double Plays (264 ranked)	73	6	9	Col. of Charleston Fla. Atlantic	18	Louisville	
Double Plays Per Game (264 ranked)	117	7	0.64	Northwestern	1.38	Duke	
Doubles (264 ranked)	45	4	27	Georgia Tech	43	Georgia Tech	
Doubles Per Game (266 ranked)	68	5	1.93	UMBC	3.20	Duke	
Earned Run Average (267 ranked)	97	7	4.32	LIU	0.00	Florida St.	
Fielding Percentage (267 ranked)	164	9	0.965	Nebaska	0.997	Notre Dame	
Hit Batters (265 ranked)	24	1	22	Texas Southern	35	Virginia Tech	
Hit by Pitch (266 ranked)	27	1	22	Western Caro.	39	Virginia Tech	
Hits (267 ranked)	68	4	129	Florida	186	Georgia Tech	
Hits Allowed Per Nine Innings (267 ranked)	162	12	9.22	LIU	2.00	North Carolina	
Home Runs (248 ranked)	27	2	18	LSU	33	North Carolina	
Home Runs Per Game (260 ranked)	39	4	1.29	Saint Joseph's	2.75	NC State	
On Base Percentage (267 ranked)	83	6	0.378	UMBC	0.512	Georgia Tech	
Runs (267 ranked)	35	3	103	Arizona	149	Georgia Tech	
Sacrifice Bunts (227 ranked)	227	12	1	South Alabama	16	Pittsburgh	
Sacrifice Files (231 ranked)	8	1	10	San Diego	13	Georgia Tech	
Scoring (267 ranked)	43	3	7.4	UMBC	15.8	Georgia Tech	
Shutouts (49 ranked)	49	2	1	5 teams tied	4	Miami (FL)	
Slugging Percentage (267 ranked)	42	4	0.460	UMBC	0.610	Georgia Tech	
Stolen Bases (266 ranked)	138	9	10	Jackson St. Louisville	48	Louisville	
Stolen Bases Per Game (266 ranked)	185	10	0.71	UMBC	4.20	Louisville	
Strikeout-to-Walk Ratio (267 ranked)	55	5	2.73	LIU	6.50	Clemson	
Strikeouts Per Nine Innings (267 ranked)	15	3	11.2	Mississippi St.	13.7	Wake Forest	
Triple Plays (1 ranked)				Dartmouth	1		
Triples (199 ranked)	46	2	4	4 teams tied	8	Georgia Tech	
Triples Per Game (240 ranked)	86	3	0.29	Bucknell	1.00	Georgia Tech	
WHIP (267 ranked)	144	12	1.50	LIU	0.44	North Carolina	
WL Pct (261 ranked)	65	6	0.643	4 teams tied	1.000	Notre Dame	
Walks Allowed Per Nine Innings (267 ranked)	117	5	4.32	UNLV	1.59	Miami (FL)	
Base on Balls (97 ranked)	Jonah Seagears	20	1	14	Elijah Nunez, TCU	20	Tres Gonzalez, Georgia Tech
Base on Balls Per Game (143 ranked)	Jonah Seagears	42	2	1.00	Giovanni Ciaccio, LIU	3.00	Joslyn-Henry Malloy, Georgia Tech
Batting Average (250 ranked)	T.J. Rumfield	150	16	0.396	EJ Exposito, LIU	0.800	Kevin Parada, Georgia Tech
Complete Games (3 ranked)							
Doubles (77 ranked)							
Doubles Per Game (149 ranked)							
Earned Run Average (199 ranked)							
Games Started (3 ranked)	Chris Gerard	3	1	4	Nikole Galatas, Jackson St. Ian Villers, California	5	22 players tied
Hit Batters (58 ranked)	Peyton Alford	58	2	4	Robert Gasser, Houston	8	Bryce Hubbard, Florida St.
Hit By Pitch Per Game (133 ranked)	Gavin Cross	116	2	0.36	Kyle Chmielewski, Lafayette	1.50	Jordan Lala, Miami (FL)
Hit by Pitch (92 ranked)	Gavin Cross	38	1	5	4 players tied	9	4 players tied
Hits (116 ranked)	T.J. Rumfield	41	4	22	Jaden Fein, San Diego St.	31	Kevin Parada, Georgia Tech
Hits Allowed Per Nine Innings (150 ranked)	Gavin Cross	82	9	20	Connor Norby, East Carolina	31	5 players tied
Hits Per Game (150 ranked)	T.J. Rumfield	77	9	1.57	EJ Exposito, LIU	4.00	Jared Miller, Notre Dame
Home Runs (136 ranked)	Gavin Cross	62	8	4	Wes Clarke, South Carolina	9	Luca Tresh, NC State
Home Runs Per Game (132 ranked)	Cade Hunter	135	18	3			
On Base Percentage (149 ranked)	Jack Harley	135	18	3			
Pitching Appearances (142 ranked)	T.J. Rumfield	135	18	3			
Runs (115 ranked)	Gavin Cross	132	14	0.29	EJ Exposito, LIU	2.00	Luca Tresh, NC State
Runs Batted In (118 ranked)	Gavin Cross	116	7	14	EJ Exposito, LIU	0.800	Kevin Parada, Georgia Tech
Runs Batted In Per Game (150 ranked)	Tanner Schobel	25	1	19	Andy Garrola, Old Dominion	27	Luke Gold, Boston College
Runs Per Game (147 ranked)	Tanner Schobel	61	3	1.36	EJ Exposito, LIU	6.00	Niko Kavadas, Notre Dame
Sacrifice Bunts (70 ranked)	Gavin Cross	41	4	1.36	Justin Grach, Lafayette	2.50	Jared Miller, Notre Dame
Sacrifice Bunts Per Game (120 ranked)	Gavin Cross	132	14	0.29	Justin Johnson, Lafayette	2.50	5 Brook Franks, Pittsburgh
Sacrifice Files (42 ranked)							
Saves (139 ranked)							
Slugging Percentage (248 ranked)							
Stolen Bases (127 ranked)							
Stolen Bases Per Game (142 ranked)							
Strikeout-to-Walk Ratio (148 ranked)							
Strikeouts (137 ranked)							
Strikeouts Per Nine Innings (150 ranked)							
Total Bases (137 ranked)							
Toughest to Strike Out (148 ranked)							
Triples (94 ranked)							
Triples Per Game (150 ranked)							
Victories (60 ranked)							
WHIP (149 ranked)							
Walks Allowed Per Nine Innings (148 ranked)							

RESULTS



2021 VT Baseball
Game Results for Virginia Tech (as of Apr 25, 2021)
(All games)



Date	Opponent	Score	Inns	Overall	Conference	Pitcher of record	Attend	Time
Feb 21, 2021	KENT STATE-1	w 3-1	9	1-0-0	0-0-0	C. Gerard (W 1-0)	203	2:44
Feb 21, 2021	KENT STATE-2	w 9-2	9	2-0-0	0-0-0	A. Simonelli (W 1-0)	203	2:54
Feb 23, 2021	RADFORD	w 22-2	9	3-0-0	0-0-0	R. Okuda (W 1-0)	250	3:40
* Feb 26, 2021	at #3 Miami (FL)	w 5-3	9	4-0-0	1-0-0	M. Siverling (W 1-0)	623	2:54
* Feb 27, 2021	at #3 Miami (FL)	L 0-3	9	4-1-0	1-1-0	C. Gerard (L 1-1)	652	2:28
* Feb 28, 2021	at #3 Miami (FL)	w 9-6	9	5-1-0	2-1-0	J. Heard (W 1-0)	634	3:35
* Mar 05, 2021	#25 NORTH CAROLINA	w 10-6	9	6-1-0	3-1-0	R. Okuda (W 2-0)	1000	3:44
* Mar 06, 2021	#25 NORTH CAROLINA	w 6-4	9	7-1-0	4-1-0	G. Firoved (W 1-0)	1000	3:17
* Mar 07, 2021	#25 NORTH CAROLINA	L 6-9	9	7-2-0	4-2-0	N. Johnson (L 0-1)	1000	4:05
Mar 09, 2021	VCU	w 10-9	9	8-2-0	4-2-0	M. Siverling (W 2-0)	1000	3:56
Mar 10, 2021	VCU	L 7-10	9	8-3-0	4-2-0	J. Ritchey (L 0-1)	780	4:03
* Mar 12, 2021	FLORIDA STATE	L 4-6	9	8-4-0	4-3-0	S. Connolly (L 0-1)	739	3:25
* Mar 13, 2021	FLORIDA STATE	w 5-0	9	9-4-0	5-3-0	C. Gerard (W 2-1)	1000	3:01
* Mar 14, 2021	FLORIDA STATE	L 7-14	9	9-5-0	5-4-0	R. Metz (L 0-1)	790	4:12
Mar 16, 2021	UNCG	L 2-7	9	9-6-0	5-4-0	R. Okuda (L 2-1)	1000	3:47
* Mar 19, 2021	at Clemson	L 2-8	9	9-7-0	5-5-0	P. Alford (L 0-1)	1280	2:50
* Mar 20, 2021	at Clemson	w 11-3	9	10-7-0	6-5-0	J. Heard (W 2-0)	1280	3:35
* Mar 21, 2021	at Clemson	L 2-4	9	10-8-0	6-6-0	N. Johnson (L 0-2)	1280	2:50
* Mar 26, 2021	at #14 Pitt	w 5-1	9	11-8-0	7-6-0	P. Alford (W 1-1)	55	3:05
* Mar 27, 2021	at #14 Pitt	w 8-4	9	12-8-0	8-6-0	A. Simonelli (W 2-0)	55	3:03
* Mar 28, 2021	at #14 Pitt	w 8-4	9	13-8-0	9-6-0	M. Siverling (W 3-0)	55	3:35
* Apr 01, 2021	BOSTON COLLEGE	L 3-7	9	13-9-0	9-7-0	P. Alford (L 1-2)	201	3:13
* Apr 02, 2021	BOSTON COLLEGE	w 6-5	9	14-9-0	10-7-0	G. Green (W 1-0)	438	3:09
* Apr 03, 2021	BOSTON COLLEGE	w 4-3	9	15-9-0	11-7-0	M. Siverling (W 4-0)	967	2:53
Apr 06, 2021	at ETSU	w 15-5	9	16-9-0	11-7-0	Sakellaris (W 1-0)	761	3:25
* Apr 09, 2021	at Wake Forest	w 8-4	9	17-9-0	12-7-0	J. Heard (W 2-0)	606	4:35
* Apr 10, 2021	at Wake Forest	w 16-4	9	18-9-0	13-7-0	A. Simonelli (W 3-0)	558	3:10
* Apr 11, 2021	at Wake Forest	w 10-9	9	19-9-0	14-7-0	S. Connolly (W 1-1)	521	3:21
Apr 13, 2021	at Liberty	L 2-8	9	19-10-0	14-7-0	R. Okuda (L 2-2)	591	3:06
* Apr 16, 2021	GEORGIA TECH	L 11-15	9	19-11-0	14-8-0	J. Heard (L 3-1)	731	4:36
* Apr 17, 2021	GEORGIA TECH	w 7-0	9	20-11-0	15-8-0	A. Simonelli (W 4-0)	1000	3:12
* Apr 18, 2021	GEORGIA TECH	L 4-11	9	20-12-0	15-9-0	J. Heard (L 3-2)	863	3:16
Apr 20, 2021	VMI	w 7-5	9	21-12-0	15-9-0	G. Firoved (W 2-0)	1000	3:37
* Apr 23, 2021	at NC State	L 1-3	9	21-13-0	15-10-0	P. Alford (L 1-3)	395	3:02
* Apr 25, 2021	at NC State-1	L 3-11	9	21-14-0	15-11-0	A. Simonelli (L 4-1)	380	3:20
* Apr 25, 2021	at NC State-2	L 6-7	9	21-15-0	15-12-0	J. Heard (L 3-3)	481	3:00

() extra inning game

HEADSHOT ROSTER



2

Sam TACKETT
IF | 6-0 | 195 | Fr.
Lexington, Ky.



3

Chris GERARD
P | 5-10 | 175 | So.
Wayne, N.J.



4

Fritz GENTHER
IF | 5-8 | 165 | Fr.
Kingston, N.Y.




5

Gehrig EBEL
C | 6-0 | 190 | Fr.
Ooltewah, Tenn.



7

TJ RUMFIELD
IF | 6-5 | 225 | r-Fr.
Temple, Texas



8

Tanner SCHOBEL
IF | 5-10 | 170 | Fr.
Williamsburg, Va.



9

Brennan REBACK
OF | 6-0 | 195 | Jr.
Vernon Hills, Ill.



10

Nolan WILSON
P | 6-3 | 210 | r-So.
Atlanta, Ga.



11

Cade SWISHER
OF | 5-11 | 190 | Fr.
Chesterfield, Va.



12

Shane CONNOLLY
P | 6-2 | 175 | Jr.
Huntersville, N.C.



15

Nic PSIMAS
P | 6-6 | 225 | Fr.
Chesapeake, Va.



16

Matthew SIVERLING
P | 6-4 | 190 | Fr.
Matthews, N.C.



17

Cade HUNTER
C | 6-2 | 200 | Fr.
Mount Laurel, N.J.



18

Xander HAMILTON
P | 6-4 | 220 | Fr.
Raleigh, N.C.



19

Gavin CROSS
P/OF | 6-3 | 210 | Fr.
Bristol, Tenn.



20

Grant UMBERGER
P | 6-4 | 225 | Fr.
Chester Springs, Pa.



21

Kyle MCKERNAN
P | 6-5 | 200 | Fr.
Waxhaw, N.C.



22

Ryan OKUDA
P | 6-1 | 170 | Jr.
Gibsonia, Pa.



23

Tanner THOMAS
OF | 5-11 | 190 | Sr.
Jacksonville, Fla.




24

Nick BIDDISON
IF | 5-10 | 190
Glen Allen, Va.




25

Samuel ROCHARD
P | 6-1 | 205 | Fr.
Williamsburg, Va.



26

Kevin MADDEN
IF | 6-1 | 215 | So.
Glenwood, Md.



27

Noah JOHNSON
P | 6-5 | 195 | Fr.
Toledo, Ohio



28

Brayden MERRICK
IF | 6-3 | 210 | Fr.
Wirtz, Va.



29

Carson JONES
OF | 6-2 | 190 | Fr.
Glen Allen, Va.



30

Peyton ALFORD
P | 6-0 | 190 | Sr.
Knoxville, Tenn.



31

Jack HURLEY
OF | 6-0 | 185 | Fr.
Boalsburg, Pa.



32

Lucas DONLON
IF | 6-0 | 205 | Fr.
McLean, Va.



33

Nick HOLSEA
IF | 6-2 | 205 | So.
Huntingdon, Pa.



34

Anthony SIMONELLI
P | 6-2 | 200 | Jr.
Winchester, Va.



35

Ryan METZ
P | 6-1 | 190 | Jr.
Fishers, Ind.



37

Jonah SEAGERS
OF | 5-11 | 184 | So.
Gainesville, Va.



38

Jaison HEARD
P | 6-3 | 205 | Sr.
Maitland, Fla.



39

Peter SAKELLARIS
P | 6-0 | 185 | Fr.
Milton, Mass.



40

Henry WEYCKER
P | 5-11 | 205 | Fr.
Wellesley, Mass.




41

Dayne LEONARD
C | 6-0 | 195 | Fr.
Spring Green, Wis.



42

Ryan GLEASON
P | 6-5 | 210 | Fr.
Laytonville, Md.



43

Dusty MERCER
OF | 6-1 | 215 | Fr.
Matthews, N.C.



44

Jackson RITCHEY
P | 6-5 | 190 | Fr.
Huntingdon, Pa.



45

Parker STALLARD
OF | 5-11 | 190 | Fr.
Salem, Va.



46

Griffin GREEN
P | 6-3 | 205 | Fr.
Chelmsford, Mass.



47

Jonah HURNEY
P | 5-8 | 180 | So.
Kamuela, Hawai'i



48

Brady KIRTNER
P | 5-11 | 170 | Fr.
Christiansburg, Va.




49

Ethan FIROVED
P | 6-1 | 185 | Fr.
Virginia Beach, Va.



50

Christian WORLEY
P | 6-1 | 170 | Fr.
Alton, Va.




51

Graham FIROVED
P | 6-1 | 185 | So.
Virginia Beach, Va.



53

Jenner KEHE
P | 6-1 | 165 | Fr.
Golden, Colo.



55

Mike GRUPÉ
P | 6-1 | 195 | Fr.
Purcellville, Va.



John SZEFC
Head Coach
Fourth season



Kurt ELBIN
AC/Rec. Coord.
Fourth Season



Ryan FECTEAU
Assistant Coach
Fourth season



Tyler HANSON
Volunteer AC
Third season



Corey HAINES
Director of Ops
Fourth season



Kyle SARAZIN
Director, Player Dev.
Second season



Tyson PETERSHEIM
Consultant
Second season