



VIRGINIA TECH

2021 BASEBALL



20 MLB PLAYERS • 23 ALL-AMERICANS • 10 NCAA APPEARANCES • 102 DRAFT SELECTIONS

GAMES 34-36

THE MATCHUP

GAMES 34-36 | APRIL 23-25 | DOAK FIELD AT DAIL PARK (3,000) | RALEIGH, N.C.

#22 VIRGINIA TECH HOKIES (21-12, 15-9 ACC)

VS

NC STATE WOLFPACK (16-13, 9-12)



Head Coach:
John Szefc
Record at VT:
77-75 (4th Year)
Career Record:
469-334-3 (16th Year)



Head Coach:
Elliott Avent
Record at NCST:
905-544 (25th Year)
Career Record:
1129-757 33rd Year)

2021 TEAM STATS

| | No. | NCAA | ACC |
|-----------------|-------|------|-----|
| Batting Average | 0.282 | 63 | 3 |
| Runs | 234 | 43 | 2 |
| Hits | 323 | 50 | 3 |
| Home Runs | 44 | 25 | 4 |
| Stolen Bases | 29 | 139 | 7 |
| ERA | 4.85 | 125 | 8 |
| WHIP | 1.49 | 134 | 11 |
| Fielding Pct | 0.975 | 52 | 6 |

* Rankings as of April 22, 2021

2021 TEAM STATS

| | No. | NCAA | ACC |
|-----------------|-------|------|-----|
| Batting Average | .277 | 79 | 4 |
| Runs | 194 | 90 | 7 |
| Hits | 278 | 116 | 11 |
| Home Runs | 37 | 52 | 8 |
| Stolen Bases | 34 | 105 | 5 |
| ERA | 5.21 | 150 | 11 |
| WHIP | 1.31 | 45 | 3 |
| Fielding Pct | 0.985 | 3 | 2 |

* Rankings as of April 22, 2021

SERIES HISTORY: VIRGINIA TECH - NC STATE

Overall: 8-22

In Blacksburg: 5-9

In Raleigh: 3-12

At Neutral Sites: 0-1

Last Meeting: March 31, 2018 - L, 0-1 - Blacksburg, Va.

Last Five Meetings (2-3)

| Date | Result | Location |
|----------------|---------|-----------------|
| March 31, 2018 | L, 0-1 | Blacksburg, Va. |
| March 30, 2018 | L, 2-14 | Blacksburg, Va. |
| March 29, 2018 | W, 10-2 | Blacksburg, Va. |
| April 30, 2017 | L, 2-14 | Raleigh, N.C. |
| April 29, 2017 | L, 6-8 | Raleigh, N.C. |

KEY STORYLINES

AT THE PLATE

- Coming off a midweek win against VMI, No. 22 Virginia Tech Baseball is looking to win another ACC series against North Carolina State starting on Friday at Doak Field at Dail Park with Friday's game being broadcasted on ACC Network Extra and Saturday and Sunday's games being broadcasted on the ACC Network.
- The Hokies (21-12, 15-9 ACC) and Wolfpack (16-13, 9-12) will meet for the first time since March 31, 2018. NC State leads the all-time series 22-8 and have won four of the last five matchups.

WHO TO WATCH

- Graham Firoved has been shining for the Hokies out of the bullpen.
- He currently owns a 3.21 ERA and has only allowed 7 hits in 14.0 innings.
- The Virginia Beach native has 24 strikeouts on the year, six of those against North Carolina on March 6.



STANDINGS

ATLANTIC DIVISION

| TEAM | OVERALL | ACC | PCT |
|----------------|---------|-------|-------|
| Louisville | 23-11 | 14-6 | 0.700 |
| Notre Dame | 18-7 | 16-7 | 0.696 |
| Florida State | 18-14 | 13-11 | 0.524 |
| NC State | 16-13 | 9-12 | 0.429 |
| Clemson | 15-18 | 9-12 | 0.429 |
| Wake Forest | 13-17 | 6-14 | 0.300 |
| Boston College | 15-19 | 5-16 | 0.238 |

COASTAL DIVISION

| TEAM | OVERALL | ACC | PCT |
|----------------|---------|-------|-------|
| Virginia Tech | 21-12 | 15-9 | 0.625 |
| Pitt | 20-11 | 14-10 | 0.583 |
| Georgia Tech | 18-14 | 14-10 | 0.583 |
| Miami | 21-11 | 13-10 | 0.565 |
| North Carolina | 18-16 | 12-12 | 0.500 |
| Duke | 17-16 | 8-13 | 0.381 |
| Virginia | 17-18 | 9-15 | 0.375 |

2021 SCHEDULE

RECORD

21-12

| | |
|----------------|------|
| ACC | 15-9 |
| NON-CONFERENCE | 6-3 |
| HOME | 11-8 |
| AWAY | 10-4 |
| NEUTRAL | 0-0 |

| Date | Opponent | TV | Time/Result |
|-----------|-------------------------------|-------|----------------|
| 2/21 | Kent State (DH) | ACCNX | W, 3-1; W, 9-2 |
| 2/23 | Radford | ACCNX | W, 22-2 |
| 2/26 | at Miami* | ACCNX | W, 5-3 |
| 2/27 | at Miami* | ACCNX | L, 3-0 |
| 2/28 | at Miami* | ACCNX | W, 9-6 |
| 3/5 | North Carolina* | ACCNX | W, 10-6 |
| 3/6 | North Carolina* | ACCNX | W, 6-4 |
| 3/7 | North Carolina* | ACCNX | L, 9-6 |
| 3/9 | VCU | ACCNX | W, 10-9 |
| 3/10 | VCU | ACCNX | L, 7-10 |
| 3/12 | Florida State* | ACCNX | L, 6-4 |
| 3/13 | Florida State* | ACCNX | W, 5-0 |
| 3/14 | Florida State* | ACCNX | L, 14-7 |
| 3/16 | UNC Greensboro | ACCNX | L, 7-2 |
| 3/19 | at Clemson* | | L, 8-2 |
| 3/20 | at Clemson* | | W, 11-3 |
| 3/21 | at Clemson* | | L, 4-2 |
| 3/26 | at Pitt* | | W, 5-1 |
| 3/27 | at Pitt* | | W, 8-4 |
| 3/28 | at Pitt* | | W, 8-4 |
| 4/1 | Boston College* | ACCNX | L, 7-3 |
| 4/2 | Boston College* | ACCNX | W, 6-5 |
| 4/3 | Boston College* | ACCNX | W, 4-3 |
| 4/6 | at East Tennessee State | | W, 15-5 |
| 4/9 | at Wake Forest* | | W, 8-4 |
| 4/10 | at Wake Forest* | | W, 16-4 |
| 4/11 | at Wake Forest* | | W, 10-9 |
| 4/13 | at Liberty | | L, 8-2 |
| 4/16 | Georgia Tech* | ACCNX | L, 15-11 |
| 4/17 | Georgia Tech* | ACCNX | W, 7-0 |
| 4/18 | Georgia Tech* | ACCNX | L, 11-4 |
| 4/20 | VMI | ACCNX | W, 7-5 |
| 4/23 | at NC State* | | 6:30 PM |
| 4/24 | at NC State* | | 6:30 PM |
| 4/25 | at NC State* | | 4 PM |
| 4/27 | East Tennessee State | ACCNX | 6 PM |
| 4/30 | Virginia* | ACCN | 6 PM |
| 5/1 | Virginia* | ACCN | 3 PM |
| 5/2 | Virginia* | ACCN | 1 PM |
| 5/4 | Georgetown | ACCNX | 6 PM |
| 5/8 | Toledo (DH) | ACCNX | 2 PM |
| 5/9 | Toledo | ACCNX | 2 PM |
| 5/12 | Liberty | ACCN | 6 PM |
| 5/14 | at Duke* | | TBD |
| 5/15 | at Duke* | | TBD |
| 5/16 | at Duke* | | TBD |
| 5/20 | Notre Dame* | ACCNX | 6 PM |
| 5/21 | Notre Dame* | ACCNX | 6 PM |
| 5/22 | Notre Dame* | ACCNX | 1 PM |
| 5/25-5/30 | ACC Championship ¹ | | TBA |

* - ACC Game

¹ - Played at TBD

All Times Eastern & Subject to Change

QUICK FACTS

THE BASICS

University Name: Virginia Tech
Location: Blacksburg, Va.
Founded: 1872
Enrollment: 36,000
President: Dr. Timothy Sands
Director of Athletics: Whit Babcock
Nickname: Hokies
Mascot: Hokie Bird
Colors: Chicago Maroon and Burnt Orange
Affiliation: NCAA Division I
Conference: Atlantic Coast

FIELD FACTS

English Field at Atlantic Union Bank Park
Normal Capacity: 4,000
2021 Capacity: 250
Record at Ballpark: 514-298-3 (.633) 33rd Season
Dimensions: 330-375-400-375-330
Surface: AstroTurf

TEAM INFORMATION

2020 Record: 11-5
Home/Away/Neutral: 8-0/3-3/0-2
Conference Record: 1-2
Home/Away: -1/2
Conference Finish: n/a
Conference Tournament: n/a
Starters Returning: Pos. Players: 6, Pitchers: 2
Starters Lost: Pos. Players: 3, Pitchers: 1
Lettermen Returning/Lost: 26/8
Newcomers: 20

Total seasons: 128th
All-Time Record: 2,202-1,605-26
College World Series Appearances: none
NCAA Regional Appearances: 10
Last NCAA Appearance/Regional: 2013/Blacksburg
NCAA Record (Overall): 2-2 (9-20)
Conference Titles: 11
Last Conference Title: 2002 (BIG EAST reg.)

MEDIA INFORMATION

CREDENTIALS

Outlets interested in obtaining credentials to cover Virginia Tech baseball home games must apply for credentials via email:

taylorso1@vt.edu

All credentials for Virginia Tech home games this season will be issued on a single-game basis, and media seating is extremely limited.

INTERVIEW POLICY

Gamedays: Coach John Szefc and requested players will be available to the media after the game and following a 10-minute cooling off period. For home games, both player interviews and Coach Szefc will be conducted online via Zoom.

Non-Gamedays: All coach and player interview requests need to be arranged through the Virginia Tech Strategic Communications Office - contact Taylor Seay (c: 540-748-9774; e: taylorso1@vt.edu). Players and coaches should not be contacted directly under any circumstances.

COACHING & SUPPORT STAFF

Head Coach: John Szefc (Drexel, 1989)
Record at VT (Years): 77-75 (4th)
Overall Record (Years): 466-334-3 (16th)
Assistant Coach: Ryan Fecteau (4th Season)
Assistant Coach: Kurt Elbin (4th Season)
Volunteer Assistant Coach: Tyler Hanson (3rd Season)
Director of Operations: Corey Haines (4th Season)
Director of Player Development: Kyle Sarazin (2nd Season)
Baseball Consultant: Tyson Petersheim (1st Season)
Strength & Conditioning: Brian Neal (3rd Season)
Athletic Trainer: Kyle Staggers (3rd Season)
Equipment: Daniel Mervos (4th Season)
Nutritionist: Alyson Onyon (4th Season)
Academics: Mike Swanhart (13th Season)

2021 VIRGINIA TECH NUMERICAL ROSTER

| No. | Name | Pos. | Cl. | B/T | Ht. | Wt. | Hometown/Previous School |
|-----|-------------------|------|-------|-----|------|-----|---|
| 2 | Sam Tackett | IF | Fr. | R/R | 6-0 | 195 | Lexington, Ky./Lafayette |
| 3 | Chris Gerard | P | So. | R/L | 5-10 | 175 | Wayne, N.J./Bergen Catholic |
| 4 | Fritz Genter | IF | Fr. | R/R | 5-8 | 165 | Kingston, N.Y./Kingston |
| 5 | Gehrig Ebel | C | Fr. | R/R | 6-0 | 190 | Ooltewah, Tenn./Baylor School |
| 7 | TJ Rumfield | IF | R-Fr. | L/R | 6-5 | 225 | Temple, Texas/Texas Tech |
| 8 | Tanner Schobel | IF | Fr. | R/R | 5-10 | 170 | Williamsburg, Va./Walsingham Academy |
| 9 | Brennan Reback | OF | Jr. | L/L | 6-0 | 195 | Vernon Hills, Ill./Central Arizona JC |
| 10 | Nolan Wilson | P | R-So. | R/R | 6-3 | 210 | Atlanta, Ga./Lakeside |
| 11 | Cade Swisher | OF | Fr. | L/R | 5-11 | 190 | Chesterfield, Va./Cosby |
| 12 | Shane Connolly | P | Jr. | L/L | 6-2 | 175 | Huntersville, N.C./The Citadel |
| 15 | Nic Psimas | P | Fr. | R/R | 6-6 | 225 | Chesapeake, Va./Nansemond-Suffolk Academy |
| 16 | Matthew Siverling | P | Fr. | L/L | 6-4 | 190 | Matthews, N.C./Charlotte Christian |
| 17 | Cade Hunter | C | Fr. | L/R | 6-2 | 200 | Mount Laurel, N.J./Lenape |
| 18 | Xander Hamilton | P | Fr. | L/R | 6-4 | 220 | Raleigh, N.C./Needham Broughton |
| 19 | Gavin Cross | P/OF | Fr. | L/L | 6-3 | 210 | Bristol, Tenn./Tennessee |
| 20 | Grant Umberger | P | Fr. | R/L | 6-4 | 225 | Chester Springs, Pa./Downingtown East |
| 21 | Kyle McKernan | P | Fr. | R/R | 6-5 | 200 | Waxhaw, N.C./Marvin Ridge |
| 22 | Ryan Okuda | P | Jr. | L/L | 6-1 | 170 | Gibsonia, Pa./Pine-Richland |
| 23 | Tanner Thomas | OF | Sr. | L/R | 5-11 | 190 | Jacksonville, Fla./Tallahassee CC |
| 24 | Nick Biddison | IF | So. | R/R | 5-10 | 190 | Glen Allen, Va./St. Christopher's |
| 25 | Samuel Rochard | P | Fr. | R/R | 6-1 | 205 | Williamsburg, Va./Warhill |
| 26 | Kevin Madden | IF | So. | R/R | 6-1 | 215 | Glenwood, Md./St. Paul's |
| 27 | Noah Johnson | P | Fr. | L/L | 6-5 | 195 | Toledo, Ohio/St. Francis De Sales |
| 28 | Brayden Merrick | IF | Fr. | R/R | 6-3 | 210 | Wirtz, Va./Franklin County |
| 29 | Carson Jones | OF | Fr. | L/L | 6-2 | 190 | Glen Allen, Va./Deep Run |
| 30 | Peyton Alford | P | Sr. | L/L | 6-0 | 190 | Knoxville, Tenn./Walters State CC |
| 31 | Jack Hurley | OF | Fr. | L/R | 6-0 | 185 | Boalsburg, Pa./State College |
| 32 | Lucas Donlon | IF | Fr. | R/R | 6-0 | 205 | McLean, Va./Georgetown Prep |
| 33 | Nick Holesa | IF | So. | L/R | 6-2 | 205 | Huntingdon, Pa./Huntingdon Area |
| 34 | Anthony Simonelli | P | Jr. | R/R | 6-2 | 200 | Winchester, Va./St. John's River SC |
| 35 | Ryan Metz | P | Jr. | R/R | 6-1 | 190 | Fishers, Ind./Fishers |
| 37 | Jonah Seagears | OF | So. | R/R | 5-11 | 184 | Gainesville, Va./Battlefield |
| 38 | Jaison Heard | P | Sr. | R/R | 6-1 | 205 | Maitland, Fla./St. John's River SC |
| 39 | Peter Sakellaris | P | Fr. | R/R | 6-0 | 185 | Milton, Mass./Milton Academy |
| 40 | Henry Weycker | P | Fr. | L/L | 5-11 | 205 | Wellesley, Mass./Wellesley |
| 41 | Dayne Leonard | C | Fr. | R/R | 6-0 | 195 | Spring Green, Wis./Des Moines Area CC |
| 42 | Ryan Gleason | P | Fr. | L/L | 6-5 | 210 | Laytonsville, Md./Georgetown Prep |
| 43 | Dusty Mercer | OF | Fr. | L/L | 6-1 | 215 | Matthews, N.C./Weddington |
| 44 | Jackson Ritchey | P | Fr. | R/R | 6-5 | 190 | Huntingdon, Pa./Huntingdon Area |
| 46 | Griffin Green | P | Fr. | R/R | 6-3 | 205 | Chelmsford, Mass./Phillips Academy |
| 47 | Jonah Hurney | P | So. | L/L | 5-8 | 180 | Kamuela, Hawaii/Southwestern Oregon CC |
| 48 | Brady Kirtner | P | Fr. | R/R | 5-11 | 170 | Christiansburg, Va./Christiansburg |
| 49 | Ethan Firoved | P | Fr. | L/L | 6-1 | 185 | Virginia Beach, Va./First Colonial |
| 50 | Christian Worley | P | Fr. | R/R | 6-1 | 170 | Alton, Va./Halifax County |
| 51 | Graham Firoved | P | So. | R/R | 6-1 | 185 | Virginia Beach, Va./Northwest Florida JC |
| 53 | Jenner Kehe | P | Fr. | R/R | 6-1 | 165 | Golden, Colo./Lakewood |
| 55 | Mike Grupé | P | Fr. | R/R | 6-1 | 195 | Purcellville, Va./Loudoun Valley |

PRONUNCIATION GUIDE

| | |
|-------------------|-----------------|
| Chris Gerard | Jur-ARD |
| Gehrig Ebel | Gair-ig Ee-bull |
| Tanner Schobel | SHOW-bull |
| Nic Psimas | SIM-is |
| Grant Umberger | UHM-bur-ger |
| Kyle McKernan | Muh-ker-nin |
| Matthew Siverling | SIV-er-ling |
| Ryan Okuda | OH-koo-duh |
| Brayden Merrick | MAIR-ick |
| Samuel Rochard | ROW-shard |

PRONUNCIATION GUIDE

| | |
|------------------------|-----------------|
| Peyton Alford | ALL-ferd |
| Anthony Simonelli | SY-MON-eil-ee |
| Jonah Seagears | SEE-gers |
| Jaison Heard | JAY-sin |
| Peter Sakellaris | SACK-uh-lair-is |
| Ethan & Graham Firoved | FEAR-oh-ved |
| Henry Weycker | WHY-ker |
| Mike Grupé | grew-PAY |
| John Szefc | SHEFF |
| Ryan Fecteau | FECK-toe |
| Nick Holesa | Ho-LEE-suh |



THE SZEFFC FILE

Record at Tech

Seasons: Fourth Season
Record: 79-77 (.506)
ACC Record: 33-54 (.379)
vs. Nonconference: 46-23 (.667)
vs. Ranked Teams: 13-29 (.256)
Record at Home: 43-35 (.551)
Record on Road: 29-36 (.446)
Record at Neutral: 7-6 (.538)

Career Record

Seasons: 16th Season
Record: 471-336-3 (.583)
ACC Record: 59-87 (.404)
vs. Ranked Teams: 39-62 (.386)

Personal

Hometown: Middletown, New York
Wife: Barbara
Children: Anna, John Michael, Sam

Education

College: Drexel (corporate communications, 1989)
 Temple (MA sports administration)

Playing Experience

Connecticut (1986-87)
 Drexel (1988-89)

Fast Facts

- Has led his teams to seven NCAA postseason berths – Maryland (3), Marist (4).
- Advanced to back-to-back NCAA Super Regionals in 2014 and 2015 at Maryland.
- Only coach in Maryland program history to post five consecutive 30-win seasons.
- Only coach at Maryland to post back-to-back 40- win seasons and advance to a Super Regional.
- Maryland made three NCAA appearances in the first 120 years in program history. Szeffc led the Terps to three berths in five seasons.
- His .596 winning percentage at Maryland is the best ever in school history.
- Owns 10 overall 30-win seasons, which includes three 40-win seasons – Maryland (2), Marist (1).
- Has won two conference regular-season titles and four tournament titles at Marist – Metro Atlantic Athletic Conference (3), Northeast Conference (1).
- Has coached 107 players that have been drafted or signed pro contracts since 1997, including 34 over the last seven drafts (as a head coach).
- Was NEC Coach of the Year in 1997 and ABCA Northeast Coach of the Year in 2001.
- Has developed 23 All-Americans, including 10 at Maryland.

Virginia Tech Director of Athletics Whit Babcock announced the hiring of Tech's 25th head baseball coach on June 9, 2017 and formally introduced John Szeffc as the head coach of the baseball program at a press conference a few days later on June 15. The 2020 season will mark his third as the Hokies' head coach.

Szeffc (pronounced SHEFF), who won his 400th career game on March 10, 2018 guiding the Hokies to a 3-1 victory over Pitt, accepted the position at Tech after leading Maryland to three NCAA appearances and a 180-122 (.596) overall record as the Terrapins' head coach. Before arriving in Blacksburg, Szeffc owned a 392-259-3 (.602) career record in 12 seasons as an NCAA head coach, producing 10 campaigns with 30 or more wins.

In addition to ending a 43-year NCAA tournament drought and becoming the fastest coach to 100 career wins at Maryland, Szeffc spent seven seasons (1996-2002) at the helm of the Marist College baseball program, where he led the team to four conference championships, four NCAA Regional appearances and a 212-137-3 (.607) overall mark. Szeffc earned Northeastern Conference Coach of the Year honors in 1997 and was the American Baseball Coaches Associate Northeast Region Coach of the Year in 2001.

The first coach in Maryland history to ever take the Terrapins to an NCAA Super Regional, Szeffc accomplished the feat twice in 2014 and 2015 as he guided the program to the first two 40-win seasons in school history and claimed Maryland's first two NCAA Regional crowns. Maryland achieved a final No. 14 ranking both seasons, the highest finishes in school history.

He guided the Terrapins to the ACC Tournament final for the first time in 38 years in 2014 and then took Maryland to the Big Ten tournament final in the school's initial season in that conference, winning a program-best 42 games in 2015.

Szeffc has coached 107 players that have been drafted or signed professional contracts since 1997, including four in 2018 and five in 2019. Over the last seven drafts, 34 of his players have been selected, including the 45th pick of the 2014 draft Jake Stinnett, the highest pick of a Maryland player in almost a decade. Almost a dozen have gone on to play in the Major Leagues, including most recently, Mike Shawaryn (Red Sox) and Lamonte Wade (Twins) in 2019. He has also helped develop 23 All-Americans, including 10 of the 20 players in Maryland history to earn that distinction.

The Middletown, N.Y. native arrived at Maryland after a two-year stint as associate head coach and recruiting coordinator at Kansas State (2011-12) and a two-season stay as assistant head coach and recruiting coordinator at Kansas (2009-10). He also enjoyed a six-season tenure as an assistant coach and recruiting coordinator at Louisiana (2003-08). Szeffc began his coaching career as an assistant at Sacred Heart (1995) and at Drexel (1990-93).

Szeffc managed the New York Generals in the Atlantic College Baseball League during the summers of 1995 and 1996. He led the club to a 47-28 record, earned two consecutive division titles and took the Generals to the ACBL title game in 1996.

Collegiately, he played two years at Connecticut before transferring in 1987 to Drexel. During his senior campaign for the Dragons, he was tabbed an All-East Coast Conference outfielder.

He graduated from Drexel University with a degree in corporate communications in 1989. He also holds a master's degree in sports administration from Temple University.

Szeffc and his wife, Barbara, have a daughter, Anna, and two sons, John Michael and Sam.

SZEFFC'S YEAR-BY-YEAR HEAD COACHING RECORD

| YEAR | SCHOOL | OVERALL RECORD | CONFERENCE RECORD | CONFERENCE FINISH | POSTSEASON |
|-----------------------------|---------------|------------------|-------------------|--|---------------------|
| 1996 | Marist | 16-24 | 8-13 | 7th Northeast | |
| 1997 | Marist | 32-19 | 14-7 | T-1st Northeast | NCAA Regional |
| 1998 | Marist | 30-17 | 18-8 | 2nd MAAC North | |
| 1999 | Marist | 27-23 | 14-12 | 3rd MAAC North | |
| 2000 | Marist | 33-19-2 | 16-11 | 4th MAAC | NCAA Regional |
| 2001 | Marist | 33-21-1 | 17-10 | 3rd MAAC | NCAA Regional |
| 2002 | Marist | 41-14 | 22-5 | 1st MAAC | NCAA Regional |
| 2013 | Maryland | 30-25 | 11-19 | 4th ACC Atlantic | |
| 2014 | Maryland | 40-23 | 15-14 | 2nd ACC Atlantic | NCAA Super Regional |
| 2015 | Maryland | 42-24 | 14-10 | T-3rd Big Ten | NCAA Super Regional |
| 2016 | Maryland | 30-27 | 13-11 | T-6th Big Ten | |
| 2017 | Maryland | 38-23 | 15-9 | 5th Big Ten | NCAA Regional |
| 2018 | Virginia Tech | 21-33 | 8-22 | 7th ACC Coastal | |
| 2019 | Virginia Tech | 26-27 | 9-21 | 6th ACC Coastal | |
| 2020 | Virginia Tech | 11-5 | 1-2 | | |
| 2021 | Virginia Tech | 21-12 | 15-9 | | |
| At Marist (7 seasons) | | 212-137-3 | (.607) | 4 MAAC Tourny Titles; 4 NCAA Regionals | |
| At Maryland (5 seasons) | | 180-122 | (.596) | 3 NCAA Regionals; 2 Super Regionals | |
| At Tech (4 seasons) | | 79-77 | (.506) | | |
| Overall (16 seasons) | | 471-336-3 | (.583) | 7 NCAA Regionals, 2 Super Regionals | |

BY THE NUMBERS

22

The Hokies ranked No. 22 on the D1 Baseball poll this week following their series against Georgia Tech. The Hokies also ranked No. 15 on the Baseball America poll.

10

Gavin Cross now has 10 home runs this season. The freshman is leading the ACC in batting average (.412) and hits (54). The Bristol, Tennessee native also leads the ACC in runs scored (38).

5

Virginia Tech baseball currently has 5 ACC series wins this season. The Hokies have swept Pitt and Wake Forest this season and have won two series over ranked ACC opponents in Miami and North Carolina.

NOTEWORTHY

NONCONFERENCE MATCHUPS

- The Hokies have now won 6 nonconference matchups this season.
- Tech beat Kent State to start the season followed by a 22-2 win over Radford.
- The Hokies defeated their recent opponent, VMI, on Tuesday 7-5.

SPRING CLEANING

- The Hokies have now swept two ACC opponents this season, Pitt and Wake Forest.
- Tech's sweep against the Demon Deacons was the first time in school history sweeping Wake Forest.
- The Hokies had 10 home runs on the weekend, six of those coming against

ACC Player of the Week

- Gavin Cross continues to be a standout for the Hokies after being recognized as the Atlantic Coast Conference Player of the Week on Monday.
- The Freshman hit for the cycle on Tuesday against ETSU and went 10-for-20 (.500) in the last four games.
- Cross had an extra-base hit in every game against Wake Forest.

HOMETOWN HERO

- Gavin Cross was right in his element against ETSU on Tuesday.
- Cross' dad, Adam, was a standout at ETSU himself.
- The Bristol native brought in seven runs against his dad's former team and hit the first grand slam of his career.
- The freshman also hit for the cycle on Tuesday, the first time a Hokie has hit for the cycle since 2010 when Tim Smalling went 5-for-5 against Columbia.

GREEN MEANS A LITTLE MORE TO TECH

- Starting against Florida State, a number of Hokies started wearing green wristbands with "Living the Dash" and "Tobin" during games.
- Freshman Noah Johnson's friend, Brady Tobin, from back home in Ohio started the campaign in honor of his mom.
- Kathy Tobin, Brady's mom, was diagnosed with Stage 4 liver and lung cancer this year. The campaign was started in her honor to raise awareness for the disease.
- The Hokies continue to wear the bracelets in her honor this season.

BRING OUT THE BROOMS

- The sweep last weekend at Pitt marks the 11th time the Hokies have swept an ACC opponent, the first time since 2017.
- It also marks the second time in history that Tech has swept an ACC ranked opponent. The last time was in 2015 when the Hokies swept No. 1 Virginia.
- The Hokies have now swept Pitt twice since joining the ACC.
- Tech is looking to face Boston College this weekend and have swept the Eagles four times since joining the ACC.

FRESHMAN YEAR PT. 2

- Freshman Gavin Cross has proven himself to be one of the leaders for the Hokies this season after having his true freshman season cut short.
- The Bristol, Tennessee native is currently batting .359 for Tech, ranking 10th in the ACC.
- Cross was recently recognized as the No. 25 outfielder in the nation by D1 Baseball.

ACC FOES

- Tech is coming into this ACC series with a 5-4 record in ACC play.
- The Hokies have won two ACC series this season so far against opponents Miami and UNC.
- The series win in Miami was the first ever win at Miami and the win against UNC was the first in Tech history since joining the ACC.
- The Hokies are still set to play eight more ACC series following Clemson this weekend.

RANKINGS GALORE

- For the past three weeks, Virginia Tech baseball has been ranked on at least two polls around the NCAA.
- Tech currently sits at No. 25 on the D1 Baseball Poll, dropping from it's No. 18 position last week.
- The Hokies also rank No. 13 this week on the Baseball America poll after being ranked No. 12 last week.

RECORD BREAKDOWN

| | Overall | ACC |
|--------------------------|---------|------|
| Overall | 21-12 | 15-9 |
| Home | 11-8 | 6-6 |
| Away | 10-4 | 9-3 |
| Neutral | -- | -- |
| Non-Conference | 6-3 | -- |
| vs. Ranked Opponent | 7-2 | 7-2 |
| Day Games | 19-9 | 14-6 |
| Night Games | 2-3 | 1-3 |
| vs. Left-Handed Starter | 4-3 | 2-3 |
| vs. Right-Handed Starter | 17-9 | 13-6 |
| 1-Run Games | 4-0 | 3-0 |
| 2-Run Games | 4-2 | 2-2 |
| 5+ Run Games | 7-5 | 4-3 |
| Extra Innings | -- | -- |
| Shutouts | 2-1 | 2-1 |
| Scoring 0-2 Runs | 0-5 | 0-3 |
| Scoring 3-5 Runs | 5-3 | 4-3 |
| Scoring 6-9 Runs | 9-3 | 7-2 |
| Scoring 10+ Runs | 7-1 | 4-1 |
| Opp. 0-2 Runs | 6-0 | 3-0 |
| Opp. 3-5 Runs | 11-2 | 9-2 |
| Opp. 6-9 Runs | 4-6 | 3-4 |
| Opp. 10+ Runs | 0-4 | 0-3 |
| Score in 1st Inning | 9-3 | 4-2 |
| Opp. Score in 1st Inning | 10-5 | 8-4 |
| Score First | 12-4 | 8-3 |
| Opp. Score First | 9-8 | 7-6 |
| After 6 Innings: | | |
| Leading | 16-2 | 12-2 |
| Trailing | 2-8 | 2-5 |
| Tied | 3-2 | 1-2 |
| After 7 Innings: | | |
| Leading | 17-1 | 12-1 |
| Trailing | 1-10 | 1-7 |
| Tied | 3-1 | 2-1 |
| After 8 Innings: | | |
| Leading | 19-0 | 14-0 |
| Trailing | 1-12 | 1-9 |
| Tied | 1-0 | -- |
| Hit 0 Home Runs | 3-6 | 2-3 |
| Hit 1 Home Run | 8-3 | 6-3 |
| Hit 2+ Home Runs | 10-3 | 7-3 |
| Opp. 0 Home Runs | 12-2 | 7-1 |
| Opp. 1 Home Run | 7-5 | 6-3 |
| Opp. 2+ Home Runs | 2-5 | 2-5 |
| Made 0 Errors | 13-3 | 10-3 |
| Made 1 Error | 4-3 | 2-1 |
| Made 2+ Errors | 4-6 | 3-5 |
| Opp. 0 Errors | 8-2 | 5-1 |
| Opp. 1 Error | 3-7 | 3-6 |
| Opp. 2+ Errors | 10-3 | 7-2 |
| Out-Hit Opp. | 15-2 | 11-2 |
| Out-Hit by Opp. | 4-9 | 2-6 |
| Hits are tied | 2-1 | 2-1 |
| BY MONTH | | |
| February | 5-1 | 2-1 |
| March | 8-7 | 7-5 |
| April | 8-4 | 6-3 |
| May | -- | -- |
| BY UNIFORM | | |
| All Whites | 3-0 | 2-0 |
| Maroon Top | 2-1 | 1-0 |
| Orange Top | -- | -- |
| Black Top | 1-2 | 1-2 |

RING THE SCHO-BELL

- Freshman Tanner Schobel continues to shine for the Hokies in his first year as a Hokie.
- He currently leads Tech with 17 RBIs, eight of those against ACC opponents.
- He had two doubles in Game 1 against UNC and against VCU.
- He is currently fourth on the Hokies' roster in hits (13).

FRESHMAN PHENOMS

- Freshman starters Jack Hurley and Tanner Schobel have been dominating for the Hokies since the beginning of the season.
- Schobel currently leads the team with 14 RBIs in nine games.
- Hurley and Schobel both hit home runs against UNC over the weekend.
- Hurley is currently batting .296 with 27 at bats.

SUNSHINE NATIVES

- Tanner Thomas showed up in his home state of Florida.
- The Jacksonville native had four hits in Miami and scored two runs.
- Maitland native Jaison Heard also shined for the Hokies against Miami.
- Heard earned the win for Tech on Sunday striking out five batters and allowing just two hits all weekend.

FEELING 22

- The Hokies scored 22 runs against the Radford Highlanders on Tuesday, the most runs ever scored in the series.
- The Hokies had 17 hits, including three home runs from TJ Rumfield and Cade Hunter.
- Virginia Tech pitchers tossed 12 strikeouts and only gave up two runs.

HOKIES STRIKE FIRST

- In both games on Sunday, Tech scored at least one run in the first inning.
- The Hokies were able to maintain their lead in both games, leading to a sweep of the Golden Flashes.
- Since 2017, Tech has scored first in 3 of 5 opening games and won four of those games.

YEAR FOUR

- Virginia Tech head coach John Szefc begins his fourth year with the Hokies and, as history says under Szefc, it should be the best season for Tech in recent memory.
- In his fourth season at his previous stops, Szefc won 27 games at Marist (1999) and 30 at Maryland (2016).
- The last time the Hokies won 30 or more games was in 2013 (won 40). So, it's looking like good things are brewing for Tech now, with the foundation build, and that hasn't happened in some time.

DEPTH WILL BE A STRONG SUIT

- Tech should be feeling pretty good about the quality of depth it has on this team coming back from a season ago, with it returning 26 letterwinners.
- The Hokies have six starters coming back that are position players and two starting pitchers, as well.
- That's something that hasn't happened in some time, with over the last few years there being quite a flip of the roster year-over-year.

HOME SWEET HOME

- Tech will play a 51-game regular season in 2021 and of those 51 contests, 33 will be played at the friendly confines of English Field at Atlantic Union Bank Stadium.
- That marks the most games at home over the last 20 seasons, with the second most being back in 2008 when the team played 31 home contests.
- Look for the Hokies to capitalize on that with their home-field advantage, owning a .542 home winning percentage in the Szefc era (32-27).

BUNCH OF ROADRUNNERS

- Tech was one of the better teams on the base paths last season, ranking 13th nationally in steals per game (2.25), which was good for third in the ACC.
- The Hokies racked up the 10th most in the land (36) behind Fritz Genther and Brennan Reback owning eight steals apiece, and they both return for the maroon and orange.
- Outfielder Gavin Cross had seven himself, for the three to account for 23 of the 36 swipes (63.9%).

THROW 'EM A CHAIR

- Tech also was very effective at striking its opponents out at the plate regularly last season, taking pressure off the defense to make play after play for outs.
- The Hokies ranked ninth in the country in strikeouts per nine innings (11.9), which was fourth in the ACC.
- However, a big part of them ranking so high was behind the arm of Ian Seymour, who is no longer playing ball at Tech after being selected in the second round of the MLB Draft last summer to the Tampa Bay Rays, with his ridiculous 17.7 average that ranked fourth nationally.
- So, for the Hokies to be one of the top teams in that department again, look for the likes of Chris Gerard (29 Ks in '20), Anthony Simonelli (26 Ks in '20) and others to carry the load in the 2021 season.



PREDICTED ORDER OF FINISH

ATLANTIC DIVISION

| TEAM (FIRST-PLACE VOTES) | POINTS |
|--------------------------|--------|
| 1. Louisville (11) | 95 |
| 2. NC State (1) | 74 |
| 3. Florida State (1) | 73 |
| 4. Clemson (1) | 48 |
| 5. Wake Forest | 45 |
| 6. Boston College | 39 |
| 7. Notre Dame | 18 |

COASTAL DIVISION

| TEAM (FIRST-PLACE VOTES) | POINTS |
|--------------------------|--------|
| 1. Miami (7) | 89 |
| 2. Virginia (5) | 85 |
| 3. Georgia Tech (2) | 71 |
| 4. Duke | 59 |
| 5. North Carolina | 40 |
| 6. Virginia Tech | 31 |
| 7. Pitt | 17 |

SMALL BALL WINS

- Tech, which won 11 of its first 16 games last year before the season being put on the shelf due to COVID-19 implications, was getting it done with small ball as one of its staples to its success.
- Having three players in the top eight of the ACC for sacrifice bunts, the Hokies' Brennan Reback and Tanner Thomas each had three last season and Fritz Genther had two.
- The Hokies had 10 sacrifice bunts on the year to rank second in the ACC and sixth among Power Five teams.

BIDDISON, WHAT'S NOT TO LOVE?

- The player who really took a step forward last year for the Hokies was Nick Biddison, improving his batting average from .281 his freshman year in 2019 to .344 last season.
- He also improved his slugging percentage from .500 to .557, respectively.
- The infielder, who has dabbled as a catcher and outfielder as well since his arrival to Blacksburg, is riding a 14-game hitting streak into this weekend, as well as a 23-game on-base streak that dates way back to April 30, 2019 against Old Dominion.
- He got on base the last seven games of the season in 2019 and made it to first base in all of last year's 16 games for a total of 23.
- Lastly, he also has started every game he's played in for Tech, owning a 62-game start streak. He had 52 starts his freshman year and 16 last season.

CROSS READY FOR NEXT STEP

- As mentioned on the first page, outfielder Gavin Cross had himself quite a freshman season in Blacksburg last year.
- Now, looking to make strides off that, expect the Tennessee native to take a step forward and be one of the key contributors for Tech and to be thought of as a leader as well.
- Cross, who was a Freshman All-American, stacked up pretty well to other ACC freshmen at the dish, owning the third best batting average among the league's freshies.

| Name | H | SLG | BA |
|---------------------|----------|------------|-----------|
| Chris Newell (UVA) | 24 | .729 | .407 |
| Dylan Simmons (FSU) | 14 | .486 | .378 |
| Gavin Cross (VT) | 24 | .385 | .369 |

VIRGINIA TECH BASEBALL

| No. | Player | G# | Date | Opponent | Pitcher | On base | Inn | Outs | Count | Score |
|-----|----------------|----|----------|----------------|--------------|---------|-----|------|-------|-------|
| 1 | Gavin Cross | 2 | Feb. 21 | Kent State | C. Romel | 1 | 2 | 1 | 0-1 | 3-0 |
| 2 | TJ Rumfield | 3 | Feb. 23 | Radford | T. Bowes | 0 | 3 | 2 | 1-0 | 3-1 |
| 3 | Cade Hunter | 3 | Feb. 23 | Radford | L. Higginson | 2 | 7 | 2 | 2-1 | 8-2 |
| 4 | TJ Rumfield | 3 | Feb. 23 | Radford | L. Higginson | 3 | 7 | 2 | 0-0 | 12-2 |
| 5 | Cade Hunter | 4 | Feb. 26 | @ Miami | D. Federman | 1 | 2 | 2 | 0-2 | 1-2 |
| 6 | TJ Rumfield | 4 | Feb. 26 | @ Miami | D. Federman | 1 | 3 | 1 | 0-0 | 3-2 |
| 7 | Fritz Genther | 6 | Feb. 28 | @ Miami | V. Mederos | 0 | 3 | 0 | 0-0 | 1-2 |
| 8 | Gavin Cross | 6 | Feb. 28 | @ Miami | J. Dubberly | 1 | 8 | 1 | 0-1 | 7-6 |
| 9 | Cade Hunter | 7 | March 5 | UNC | Pry | 1 | 5 | 2 | 0-1 | 6-6 |
| 10 | Jack Hurley | 7 | March 5 | UNC | O'Brien | 0 | 6 | 0 | 2-1 | 8-6 |
| 11 | Tanner Schobel | 8 | March 6 | UNC | Carlson | 0 | 2 | 1 | 1-1 | 0-1 |
| 12 | Tanner Schobel | 9 | March 7 | UNC | Alba | 0 | 2 | 1 | 2-0 | 0-4 |
| 13 | Jack Hurley | 9 | March 7 | UNC | Ollio | 2 | 2 | 2 | 3-1 | 1-4 |
| 14 | Lucas Donlon | 10 | March 9 | VCU | M. Delane | 1 | 2 | 2 | 1-1 | 0-5 |
| 15 | Gavin Cross | 12 | March 12 | Florida State | P. Messick | 0 | 1 | 1 | 2-1 | 0-0 |
| 16 | Kevin Madden | 12 | March 12 | Florida State | C. Haney | 0 | 8 | 0 | 1-2 | 3-5 |
| 17 | Jack Hurley | 13 | March 13 | Florida State | B. Hubbart | 0 | 5 | 0 | 1-2 | 2-0 |
| 18 | Gavin Cross | 14 | March 14 | Florida State | C. Grady | 1 | 5 | 2 | 0-0 | 1-7 |
| 19 | Cade Swisher | 17 | March 20 | @ Clemson | Olenchuk | 0 | 2 | 1 | - | 0-0 |
| 20 | Fritz Genther | 17 | March 20 | @ Clemson | Pandia | 0 | 4 | 1 | - | 2-0 |
| 21 | Tanner Thomas | 17 | March 20 | @ Clemson | Williams | 0 | 9 | 1 | - | 10-2 |
| 22 | Dayne Leonard | 18 | March 21 | @ Clemson | Gilbert | 0 | 8 | 0 | - | 1-1 |
| 23 | Gavin Cross | 19 | March 26 | @ Pitt | Lester | 0 | 7 | 0 | 0-0 | 2-1 |
| 24 | Carson Jones | 21 | March 28 | @ Pitt | Hansen | 0 | 4 | 2 | 2-1 | 1-1 |
| 25 | Jack Hurley | 22 | April 1 | Boston College | Pelio | 0 | 3 | 2 | 0-1 | 0-6 |
| 26 | Kevin Madden | 22 | April 1 | Boston College | Pelio | 0 | 6 | 2 | 1-0 | 2-7 |
| 27 | Gavin Cross | 24 | April 3 | Boston College | Stiegler | 1 | 6 | 0 | 1-2 | 0-3 |
| 28 | TJ Rumfield | 24 | April 3 | Boston College | Stiegler | 0 | 6 | 0 | 0-0 | 2-3 |
| 29 | Gavin Cross | 25 | April 6 | @ ETSU | Rogers | 3 | 2 | 2 | 1-0 | 2-2 |
| 30 | Lucas Donlon | 25 | April 6 | @ ETSU | Jones | 1 | 5 | 1 | 0-0 | 10-5 |
| 31 | Gavin Cross | 26 | April 9 | @ Wake Forest | Furtado | 0 | 7 | 2 | 0-0 | 5-4 |
| 32 | Nick Biddison | 27 | April 10 | @ Wake Forest | Fleming | 0 | 4 | 0 | 2-1 | 0-1 |
| 33 | TJ Rumfield | 27 | April 10 | @ Wake Forest | Fleming | 1 | 5 | 2 | 1-0 | 5-1 |
| 34 | Kevin Madden | 27 | April 10 | @ Wake Forest | Fleming | 0 | 5 | 2 | 1-0 | 7-1 |
| 35 | Jack Hurley | 27 | April 10 | @ Wake Forest | McNamee | 1 | 6 | 1 | 0-0 | 9-1 |
| 36 | Gavin Cross | 27 | April 10 | @ Wake Forest | McNamee | 0 | 6 | 2 | 1-1 | 11-1 |
| 37 | Kevin Madden | 27 | April 10 | @ Wake Forest | Wade | 3 | 8 | 1 | 0-1 | 12-4 |
| 38 | Nick Biddison | 28 | April 11 | @ Wake Forest | Lowder | 0 | 1 | 1 | 2-0 | 0-0 |
| 39 | Tanner Schobel | 28 | April 11 | @ Wake Forest | Lowder | 2 | 4 | 1 | 1-2 | 2-2 |
| 40 | Tanner Thomas | 28 | April 11 | @ Wake Forest | Furtado | 1 | 6 | 1 | 1-0 | 8-5 |
| 41 | Tanner Schobel | 30 | April 16 | Georgia Tech | Archer | 1 | 5 | 1 | 3-1 | 4-2 |
| 42 | Cade Swisher | 31 | April 17 | Georgia Tech | Chapman | 1 | 6 | 0 | 1-0 | 4-0 |
| 43 | Gavin Cross | 33 | April 20 | VMI | Inskeep | 0 | 1 | 2 | 1-2 | 0-0 |
| 44 | TJ Rumfield | 33 | April 20 | VMI | Jewell | 2 | 7 | 1 | 2-0 | 4-5 |

VIRGINIA TECH BASEBALL

TEAM GAME-BY-GAME

2021 VT Baseball Team Game-by-Game for Virginia Tech (as of Apr 20, 2021) Batting (All games)

| Date | Opponent | ab | r | h | rbi | 2b | 3b | hr | tb | bb | ibb | sb | cs | hbp | sac | sf | gdp | k | po | a | e | lob | avg |
|---------|----------------|-------|-----|-----|-----|-----|-----|----|-----|-----|-----|----|----|-----|-----|---------|-------|-----|------|-----|------|-----|------|
| Feb 21 | KENT STATE | 27 | 3 | 3 | 3 | 1 | 0 | 0 | 4 | 6 | 0 | 2 | 0 | 1 | 0 | 0 | 0 | 10 | 27 | 11 | 0 | 7 | .111 |
| Feb 21 | KENT STATE | 28 | 9 | 8 | 9 | 2 | 0 | 1 | 13 | 7 | 0 | 2 | 1 | 1 | 0 | 2 | 0 | 8 | 27 | 5 | 0 | 5 | .200 |
| Feb 23 | RADFORD | 39 | 22 | 16 | 18 | 5 | 0 | 3 | 30 | 6 | 0 | 0 | 0 | 6 | 0 | 3 | 1 | 7 | 27 | 9 | 1 | 8 | .287 |
| *Feb 26 | at Miami (FL) | 32 | 5 | 6 | 5 | 1 | 1 | 2 | 15 | 1 | 0 | 2 | 0 | 1 | 1 | 0 | 0 | 12 | 27 | 15 | 2 | 3 | .262 |
| *Feb 27 | at Miami (FL) | 30 | 0 | 5 | 0 | 0 | 0 | 0 | 5 | 1 | 0 | 0 | 0 | 0 | 0 | 0 | 0 | 9 | 24 | 11 | 0 | 4 | .244 |
| *Feb 28 | at Miami (FL) | 39 | 9 | 11 | 9 | 0 | 0 | 2 | 17 | 4 | 1 | 0 | 1 | 2 | 0 | 0 | 0 | 9 | 27 | 11 | 1 | 9 | .251 |
| *Mar 05 | NORTH CAROLINA | 36 | 10 | 15 | 10 | 3 | 1 | 2 | 26 | 4 | 0 | 0 | 1 | 1 | 0 | 0 | 1 | 8 | 27 | 3 | 1 | 7 | .277 |
| *Mar 06 | NORTH CAROLINA | 27 | 6 | 7 | 6 | 1 | 0 | 1 | 11 | 7 | 0 | 0 | 2 | 1 | 0 | 1 | 0 | 4 | 27 | 11 | 2 | 6 | .275 |
| *Mar 07 | NORTH CAROLINA | 32 | 6 | 6 | 5 | 0 | 0 | 2 | 12 | 6 | 0 | 0 | 0 | 3 | 0 | 0 | 0 | 11 | 27 | 5 | 3 | 8 | .266 |
| Mar 09 | VCU | 41 | 10 | 15 | 8 | 3 | 0 | 1 | 21 | 8 | 1 | 0 | 1 | 1 | 0 | 0 | 0 | 7 | 27 | 6 | 2 | 15 | .278 |
| Mar 10 | VCU | 37 | 7 | 11 | 7 | 3 | 1 | 0 | 16 | 5 | 0 | 2 | 0 | 0 | 0 | 1 | 1 | 4 | 27 | 7 | 1 | 9 | .280 |
| *Mar 12 | FLORIDA STATE | 38 | 4 | 11 | 3 | 3 | 0 | 2 | 20 | 2 | 0 | 1 | 0 | 0 | 0 | 1 | 0 | 14 | 27 | 4 | 2 | 10 | .281 |
| *Mar 13 | FLORIDA STATE | 29 | 5 | 4 | 4 | 2 | 0 | 1 | 9 | 3 | 0 | 1 | 0 | 4 | 0 | 1 | 1 | 10 | 27 | 8 | 0 | 8 | .271 |
| *Mar 14 | FLORIDA STATE | 37 | 7 | 10 | 7 | 3 | 1 | 1 | 18 | 5 | 0 | 0 | 1 | 1 | 0 | 1 | 0 | 10 | 27 | 9 | 3 | 11 | .271 |
| Mar 16 | UNCG | 27 | 2 | 7 | 2 | 2 | 0 | 0 | 9 | 5 | 0 | 0 | 4 | 2 | 1 | 0 | 2 | 6 | 27 | 10 | 2 | 6 | .271 |
| *Mar 19 | at Clemson | 37 | 2 | 9 | 2 | 1 | 0 | 0 | 10 | 1 | 0 | 0 | 0 | 2 | 0 | 0 | 0 | 12 | 24 | 10 | 1 | 11 | .269 |
| *Mar 20 | at Clemson | 43 | 11 | 15 | 10 | 2 | 0 | 3 | 26 | 8 | 0 | 6 | 0 | 1 | 1 | 0 | 0 | 9 | 27 | 12 | 0 | 15 | .275 |
| *Mar 21 | at Clemson | 32 | 2 | 7 | 1 | 1 | 0 | 1 | 11 | 1 | 0 | 0 | 1 | 1 | 0 | 0 | 0 | 13 | 24 | 7 | 0 | 5 | .272 |
| *Mar 26 | at Pitt | 34 | 5 | 8 | 5 | 3 | 0 | 1 | 14 | 7 | 0 | 0 | 0 | 2 | 1 | 1 | 0 | 8 | 27 | 5 | 0 | 13 | .270 |
| *Mar 27 | at Pitt | 35 | 8 | 9 | 7 | 3 | 0 | 0 | 12 | 5 | 0 | 2 | 0 | 1 | 0 | 2 | 0 | 5 | 27 | 10 | 0 | 8 | .269 |
| *Mar 28 | at Pitt | 40 | 8 | 13 | 7 | 3 | 0 | 1 | 19 | 6 | 1 | 0 | 1 | 1 | 0 | 0 | 0 | 9 | 27 | 6 | 0 | 12 | .272 |
| *Apr 01 | BOSTON COLLEGE | 34 | 3 | 11 | 3 | 2 | 0 | 2 | 19 | 4 | 0 | 0 | 2 | 0 | 0 | 1 | 1 | 8 | 27 | 5 | 2 | 9 | .275 |
| *Apr 02 | BOSTON COLLEGE | 36 | 6 | 10 | 6 | 0 | 0 | 0 | 10 | 3 | 0 | 0 | 0 | 2 | 0 | 1 | 0 | 15 | 27 | 8 | 3 | 10 | .275 |
| *Apr 03 | BOSTON COLLEGE | 32 | 4 | 11 | 4 | 2 | 0 | 0 | 19 | 3 | 0 | 1 | 0 | 1 | 0 | 0 | 4 | 4 | 27 | 14 | 0 | 8 | .277 |
| Apr 06 | at ETSU | 43 | 15 | 15 | 15 | 5 | 1 | 2 | 28 | 4 | 0 | 1 | 0 | 1 | 0 | 1 | 2 | 7 | 27 | 4 | 1 | 7 | .281 |
| *Apr 09 | at Wake Forest | 37 | 8 | 10 | 5 | 1 | 0 | 1 | 14 | 2 | 0 | 0 | 1 | 1 | 0 | 0 | 0 | 14 | 27 | 6 | 0 | 5 | .280 |
| *Apr 10 | at Wake Forest | 42 | 16 | 15 | 14 | 2 | 0 | 6 | 35 | 3 | 0 | 0 | 0 | 2 | 0 | 0 | 1 | 7 | 27 | 6 | 0 | 4 | .284 |
| *Apr 11 | at Wake Forest | 36 | 10 | 10 | 10 | 4 | 1 | 3 | 25 | 5 | 1 | 0 | 0 | 0 | 0 | 1 | 1 | 9 | 27 | 6 | 0 | 5 | .284 |
| Apr 13 | at Liberty | 32 | 2 | 6 | 2 | 0 | 0 | 0 | 6 | 3 | 0 | 0 | 0 | 1 | 0 | 0 | 2 | 9 | 24 | 4 | 1 | 7 | .281 |
| *Apr 16 | GEORGIA TECH | 39 | 11 | 13 | 9 | 6 | 0 | 1 | 22 | 7 | 0 | 3 | 0 | 3 | 0 | 1 | 1 | 7 | 27 | 15 | 2 | 12 | .283 |
| *Apr 17 | GEORGIA TECH | 29 | 7 | 10 | 7 | 1 | 1 | 1 | 16 | 7 | 0 | 4 | 0 | 2 | 0 | 2 | 0 | 4 | 27 | 7 | 0 | 9 | .284 |
| *Apr 18 | GEORGIA TECH | 32 | 4 | 7 | 3 | 1 | 0 | 0 | 8 | 5 | 0 | 1 | 0 | 2 | 0 | 0 | 1 | 12 | 27 | 12 | 0 | 8 | .282 |
| Apr 20 | VMI | 32 | 7 | 9 | 7 | 0 | 0 | 2 | 15 | 4 | 0 | 1 | 1 | 3 | 0 | 0 | 0 | 4 | 27 | 10 | 0 | 8 | .282 |
| Totals | | 1144 | 234 | 323 | 213 | 66 | 7 | 44 | 535 | 148 | 4 | 29 | 17 | 50 | 4 | 20 | 19 | 285 | 879 | 272 | 30 | 272 | .282 |
| Feb 21 | KENT STATE | 9.0 | 6 | 1 | 1 | 3 | 10 | 4 | 0 | 0 | 1 | 0 | 0 | 0 | 0 | 0 | 0 | 3-1 | 1-0 | 1 | 1.00 | | |
| Feb 21 | KENT STATE | 9.0 | 7 | 2 | 2 | 2 | 8 | 0 | 0 | 0 | 0 | 0 | 3 | 1 | 0 | 9-2 | 2-0 | 2 | 1.50 | | | | |
| Feb 23 | RADFORD | 9.0 | 8 | 2 | 1 | 4 | 12 | 1 | 1 | 0 | 4 | 0 | 1 | 2 | 0 | 22-2 | 3-0 | 2 | 1.33 | | | | |
| *Feb 26 | at Miami (FL) | 9.0 | 6 | 3 | 2 | 4 | 11 | 0 | 0 | 0 | 0 | 0 | 1 | 1 | 0 | 5-3 | 4-0 | 3 | 1.50 | | | | |
| *Feb 27 | at Miami (FL) | 8.0 | 7 | 3 | 3 | 3 | 7 | 0 | 0 | 0 | 3 | 0 | 1 | 1 | 0 | 0-3 | 4-1 | 3 | 1.84 | | | | |
| *Feb 28 | at Miami (FL) | 9.0 | 11 | 6 | 4 | 5 | 9 | 0 | 0 | 1 | 2 | 0 | 0 | 1 | 1 | 9-6 | 5-1 | 4 | 2.21 | | | | |
| *Mar 05 | NORTH CAROLINA | 9.0 | 10 | 6 | 5 | 6 | 21 | 1 | 0 | 2 | 1 | 0 | 1 | 0 | 0 | 10-6 | 6-1 | 5 | 2.61 | | | | |
| *Mar 06 | NORTH CAROLINA | 9.0 | 9 | 4 | 3 | 4 | 15 | 0 | 0 | 1 | 1 | 0 | 1 | 0 | 0 | 6-4 | 7-1 | 6 | 2.66 | | | | |
| *Mar 07 | NORTH CAROLINA | 9.0 | 9 | 9 | 6 | 8 | 14 | 2 | 0 | 1 | 2 | 0 | 3 | 1 | 1 | 6-9 | 7-2 | 6 | 3.04 | | | | |
| Mar 09 | VCU | 9.0 | 12 | 9 | 9 | 6 | 13 | 4 | 0 | 1 | 1 | 0 | 2 | 1 | 0 | 10-9 | 8-2 | 6 | 3.64 | | | | |
| Mar 10 | VCU | 9.0 | 13 | 10 | 8 | 6 | 12 | 4 | 1 | 0 | 2 | 0 | 2 | 0 | 3 | 7-10 | 8-3 | 6 | 4.04 | | | | |
| *Mar 12 | FLORIDA STATE | 9.0 | 9 | 6 | 5 | 2 | 15 | 1 | 0 | 2 | 2 | 0 | 2 | 0 | 0 | 4-6 | 8-4 | 6 | 4.12 | | | | |
| *Mar 13 | FLORIDA STATE | 9.0 | 3 | 0 | 0 | 3 | 10 | 0 | 0 | 0 | 0 | 0 | 2 | 0 | 0 | 5-0 | 9-4 | 6 | 3.80 | | | | |
| *Mar 14 | FLORIDA STATE | 9.0 | 18 | 14 | 11 | 4 | 7 | 4 | 0 | 4 | 2 | 0 | 3 | 1 | 0 | 7-14 | 9-5 | 6 | 4.32 | | | | |
| Mar 16 | UNCG | 9.0 | 11 | 7 | 6 | 4 | 10 | 0 | 0 | 1 | 7 | 0 | 2 | 0 | 0 | 2-7 | 9-6 | 6 | 4.43 | | | | |
| *Mar 19 | at Clemson | 8.0 | 10 | 8 | 4 | 3 | 9 | 0 | 1 | 3 | 1 | 0 | 0 | 1 | 0 | 2-8 | 9-7 | 6 | 4.44 | | | | |
| *Mar 20 | at Clemson | 9.0 | 7 | 3 | 3 | 3 | 8 | 1 | 0 | 1 | 1 | 0 | 1 | 1 | 0 | 11-3 | 10-7 | 6 | 4.35 | | | | |
| *Mar 21 | at Clemson | 8.0 | 4 | 4 | 4 | 1 | 13 | 0 | 0 | 1 | 0 | 0 | 2 | 0 | 0 | 2-4 | 10-8 | 6 | 4.36 | | | | |
| *Mar 26 | at Pitt | 9.0 | 6 | 1 | 1 | 4 | 14 | 0 | 0 | 0 | 1 | 0 | 1 | 0 | 0 | 5-1 | 11-8 | 7 | 4.18 | | | | |
| *Mar 27 | at Pitt | 9.0 | 8 | 4 | 4 | 2 | 15 | 1 | 0 | 1 | 1 | 0 | 0 | 0 | 0 | 8-4 | 12-8 | 8 | 4.17 | | | | |
| *Mar 28 | at Pitt | 9.0 | 8 | 4 | 4 | 4 | 13 | 0 | 0 | 0 | 1 | 0 | 2 | 0 | 1 | 8-4 | 13-8 | 8 | 4.16 | | | | |
| *Apr 01 | BOSTON COLLEGE | 9.0 | 11 | 7 | 7 | 7 | 14 | 2 | 0 | 1 | 1 | 1 | 0 | 0 | 1 | 3-7 | 13-9 | 8 | 4.29 | | | | |
| *Apr 02 | BOSTON COLLEGE | 9.0 | 7 | 5 | 4 | 3 | 11 | 0 | 0 | 1 | 1 | 0 | 0 | 0 | 0 | 6-5 | 14-9 | 8 | 4.28 | | | | |
| *Apr 03 | BOSTON COLLEGE | 9.0 | 10 | 3 | 3 | 5 | 5 | 2 | 0 | 0 | 1 | 0 | 0 | 2 | 0 | 4-3 | 15-9 | 9 | 4.23 | | | | |
| Apr 06 | at ETSU | 9.0 | 10 | 5 | 4 | 5 | 11 | 0 | 0 | 0 | 0 | 0 | 1 | 1 | 0 | 15-5 | 16-9 | 9 | 4.22 | | | | |
| *Apr 09 | at Wake Forest | 9.0 | 8 | 4 | 4 | 5 | 12 | 2 | 0 | 0 | 3 | 0 | 2 | 0 | 0 | 8-4 | 17-9 | 9 | 4.21 | | | | |
| *Apr 10 | at Wake Forest | 9.0 | 4 | 4 | 4 | 5 | 11 | 2 | 0 | 1 | 0 | 0 | 0 | 0 | 0 | 16-4 | 18-9 | 9 | 4.20 | | | | |
| *Apr 11 | at Wake Forest | 9.0 | 13 | 9 | 9 | 2 | 10 | 2 | 0 | 5 | 0 | 0 | 1 | 1 | 0 | 10-9 | 19-9 | 10 | 4.37 | | | | |
| Apr 13 | at Liberty | 8.0 | 13 | 8 | 7 | 2 | 8 | 3 | 0 | 1 | 0 | 0 | 2 | 0 | 0 | 2-8 | 19-10 | 10 | 4.48 | | | | |
| *Apr 16 | GEORGIA TECH | 9.0 | 14 | 15 | 14 | 9 | 7 | 3 | 0 | 2 | 3 | 0 | 0 | 0 | 0 | 11-15 | 19-11 | 10 | 4.80 | | | | |
| *Apr 17 | GEORGIA TECH | 9.0 | 4 | 0 | 0 | 3 | 11 | 1 | 0 | 0 | 0 | 0 | 0 | 1 | 0 | 7-0 | 20-11 | 11 | 4.65 | | | | |
| *Apr 18 | GEORGIA TECH | 9.0 | 13 | 11 | 11 | 4 | 8 | 5 | 0 | 2 | 2 | 0 | 1 | 0 | 0 | 4-11 | 20-12 | 11 | 4.85 | | | | |
| Apr 20 | VMI | 9.0 | 10 | 5 | 5 | 7 | 11 | 2 | 0 | 0 | 1 | 0 | 0 | 1 | 0 | 7-5 | 21-12 | 12 | 4.85 | | | | |
| Totals | | 293.0 | 299 | 182 | 158 | 138 | 365 | 47 | 3 | 32 | 45 | 1 | 37 | 17 | 7 | 234-182 | 21-12 | 12 | 4.85 | | | | |

VIRGINIA TECH BASEBALL

OPPONENT GAME-BY-GAME

| Date | Opponent | ab | r | h | rbi | 2b | 3b | hr | tb | bb | ibb | sb | cs | hbp | sac | sf | gdp | k | po | a | e | lob | avg |
|---------------|----------------|--------------|------------|------------|------------|------------|------------|-----------|------------|------------|-----------|-----------|-----------|-----------|----------|------------|------------|------------|------------|------------|-----------|-------------|-------------|
| Feb 21 | KENT STATE | 33 | 1 | 6 | 1 | 4 | 0 | 0 | 10 | 3 | 0 | 0 | 0 | 0 | 0 | 0 | 0 | 10 | 24 | 4 | 0 | 8 | .182 |
| Feb 21 | KENT STATE | 32 | 2 | 7 | 2 | 0 | 0 | 0 | 7 | 2 | 0 | 0 | 1 | 3 | 0 | 0 | 1 | 8 | 24 | 6 | 0 | 8 | .200 |
| Feb 23 | RADFORD | 34 | 2 | 8 | 2 | 1 | 1 | 0 | 11 | 4 | 0 | 1 | 0 | 1 | 0 | 0 | 1 | 12 | 24 | 9 | 3 | 10 | .212 |
| *Feb 26 | at Miami (FL) | 29 | 3 | 6 | 3 | 0 | 0 | 0 | 6 | 4 | 0 | 1 | 1 | 1 | 0 | 1 | 0 | 11 | 27 | 8 | 0 | 5 | .211 |
| *Feb 27 | at Miami (FL) | 29 | 3 | 7 | 3 | 0 | 0 | 0 | 7 | 3 | 0 | 0 | 1 | 1 | 0 | 0 | 1 | 7 | 27 | 4 | 0 | 6 | .217 |
| *Feb 28 | at Miami (FL) | 37 | 6 | 11 | 6 | 0 | 0 | 1 | 14 | 5 | 1 | 0 | 1 | 0 | 1 | 0 | 1 | 9 | 27 | 10 | 2 | 10 | .232 |
| *Mar 05 | NORTH CAROLINA | 37 | 6 | 10 | 6 | 1 | 0 | 2 | 17 | 6 | 0 | 0 | 0 | 1 | 0 | 1 | 0 | 21 | 24 | 12 | 0 | 12 | .238 |
| *Mar 06 | NORTH CAROLINA | 38 | 4 | 9 | 4 | 0 | 0 | 1 | 12 | 4 | 0 | 0 | 0 | 1 | 0 | 0 | 0 | 15 | 24 | 11 | 0 | 12 | .238 |
| *Mar 07 | NORTH CAROLINA | 36 | 9 | 9 | 9 | 2 | 0 | 1 | 14 | 8 | 1 | 1 | 0 | 3 | 1 | 1 | 0 | 14 | 27 | 7 | 1 | 13 | .239 |
| Mar 09 | VCU | 35 | 9 | 12 | 9 | 4 | 0 | 1 | 19 | 6 | 0 | 1 | 2 | 2 | 1 | 0 | 0 | 13 | 25 | 10 | 3 | 9 | .250 |
| Mar 10 | VCU | 40 | 10 | 13 | 6 | 4 | 1 | 0 | 19 | 6 | 3 | 2 | 0 | 2 | 0 | 0 | 0 | 12 | 27 | 7 | 2 | 11 | .258 |
| *Mar 12 | FLORIDA STATE | 37 | 6 | 9 | 6 | 1 | 0 | 2 | 16 | 2 | 0 | 1 | 0 | 2 | 0 | 0 | 0 | 15 | 27 | 6 | 2 | 8 | .257 |
| *Mar 13 | FLORIDA STATE | 29 | 0 | 3 | 0 | 0 | 0 | 0 | 3 | 3 | 0 | 0 | 0 | 2 | 1 | 0 | 0 | 10 | 24 | 10 | 3 | 8 | .247 |
| *Mar 14 | FLORIDA STATE | 45 | 14 | 18 | 14 | 4 | 0 | 4 | 34 | 4 | 0 | 3 | 0 | 3 | 0 | 0 | 0 | 7 | 27 | 13 | 3 | 11 | .261 |
| Mar 16 | UNCG | 36 | 7 | 11 | 6 | 0 | 0 | 1 | 14 | 4 | 0 | 4 | 0 | 2 | 0 | 1 | 0 | 10 | 27 | 11 | 0 | 9 | .264 |
| *Mar 19 | at Clemson | 33 | 8 | 10 | 8 | 0 | 1 | 3 | 21 | 3 | 0 | 1 | 1 | 0 | 0 | 0 | 1 | 9 | 27 | 5 | 1 | 4 | .266 |
| *Mar 20 | at Clemson | 32 | 3 | 7 | 3 | 1 | 0 | 1 | 11 | 3 | 0 | 0 | 1 | 1 | 0 | 0 | 1 | 8 | 27 | 11 | 3 | 6 | .264 |
| *Mar 21 | at Clemson | 28 | 4 | 4 | 4 | 0 | 0 | 1 | 7 | 1 | 0 | 0 | 0 | 2 | 0 | 0 | 0 | 13 | 27 | 6 | 1 | 3 | .258 |
| *Mar 26 | at Pitt | 33 | 1 | 6 | 1 | 0 | 0 | 0 | 6 | 4 | 0 | 0 | 0 | 1 | 0 | 0 | 0 | 14 | 27 | 8 | 1 | 10 | .254 |
| *Mar 27 | at Pitt | 33 | 4 | 8 | 4 | 1 | 0 | 1 | 12 | 2 | 0 | 0 | 1 | 0 | 0 | 1 | 0 | 15 | 27 | 13 | 1 | 5 | .254 |
| *Mar 28 | at Pitt | 35 | 4 | 8 | 4 | 0 | 0 | 0 | 8 | 4 | 1 | 2 | 0 | 2 | 0 | 0 | 0 | 13 | 27 | 11 | 2 | 10 | .252 |
| *Apr 01 | BOSTON COLLEGE | 38 | 7 | 11 | 6 | 2 | 0 | 1 | 16 | 7 | 1 | 1 | 0 | 0 | 1 | 0 | 0 | 14 | 27 | 11 | 1 | 12 | .254 |
| *Apr 02 | BOSTON COLLEGE | 36 | 5 | 7 | 5 | 0 | 0 | 1 | 10 | 3 | 0 | 1 | 0 | 0 | 0 | 0 | 0 | 11 | 26 | 4 | 1 | 7 | .252 |
| *Apr 03 | BOSTON COLLEGE | 35 | 3 | 10 | 3 | 2 | 0 | 0 | 12 | 5 | 0 | 1 | 0 | 0 | 0 | 0 | 1 | 5 | 24 | 9 | 0 | 10 | .253 |
| Apr 06 | at ETSU | 36 | 5 | 10 | 5 | 0 | 0 | 0 | 10 | 5 | 0 | 0 | 0 | 1 | 0 | 1 | 1 | 11 | 27 | 8 | 4 | 11 | .254 |
| *Apr 09 | at Wake Forest | 34 | 4 | 8 | 4 | 2 | 0 | 0 | 10 | 5 | 0 | 0 | 0 | 2 | 0 | 1 | 0 | 12 | 27 | 6 | 3 | 11 | .253 |
| *Apr 10 | at Wake Forest | 31 | 4 | 4 | 4 | 2 | 0 | 1 | 9 | 5 | 0 | 0 | 0 | 0 | 0 | 0 | 0 | 11 | 27 | 6 | 3 | 5 | .249 |
| *Apr 11 | at Wake Forest | 39 | 9 | 13 | 9 | 2 | 0 | 5 | 30 | 2 | 0 | 0 | 1 | 0 | 0 | 1 | 10 | 27 | 10 | 2 | 6 | .253 | |
| Apr 13 | at Liberty | 37 | 8 | 13 | 8 | 3 | 0 | 1 | 19 | 2 | 0 | 1 | 1 | 2 | 0 | 0 | 0 | 8 | 27 | 10 | 1 | 9 | .256 |
| *Apr 16 | GEORGIA TECH | 38 | 15 | 14 | 13 | 3 | 0 | 2 | 23 | 9 | 0 | 0 | 2 | 0 | 1 | 1 | 0 | 7 | 27 | 6 | 1 | 7 | .260 |
| *Apr 17 | GEORGIA TECH | 30 | 0 | 4 | 0 | 1 | 0 | 0 | 5 | 3 | 0 | 1 | 0 | 0 | 0 | 0 | 1 | 11 | 24 | 10 | 0 | 6 | .257 |
| *Apr 18 | GEORGIA TECH | 39 | 11 | 13 | 10 | 5 | 0 | 2 | 24 | 4 | 0 | 0 | 0 | 1 | 0 | 0 | 0 | 8 | 27 | 8 | 1 | 6 | .259 |
| Apr 20 | VMI | 34 | 5 | 10 | 5 | 2 | 0 | 0 | 12 | 7 | 0 | 1 | 0 | 0 | 0 | 0 | 1 | 11 | 24 | 8 | 0 | 9 | .260 |
| Totals | | 1148 | 182 | 299 | 173 | 47 | 3 | 32 | 448 | 138 | 7 | 23 | 12 | 37 | 6 | 8 | 11 | 365 | 861 | 278 | 45 | 277 | .260 |
| Date | Opponent | ip | h | r | er | bb | so | 2b | 3b | hr | wp | bk | hbp | dp | ibb | score | w-l | sv | era | | | | |
| Feb 21 | Kent State | 8.0 | 3 | 3 | 3 | 6 | 10 | 1 | 0 | 0 | 0 | 0 | 1 | 0 | 0 | 1-3 | 0-1 | 0 | 3.38 | | | | |
| Feb 21 | Kent State | 8.0 | 8 | 9 | 9 | 7 | 8 | 2 | 0 | 1 | 1 | 0 | 1 | 1 | 0 | 2-9 | 0-2 | 0 | 6.75 | | | | |
| Feb 23 | Radford | 8.0 | 16 | 22 | 10 | 6 | 7 | 5 | 0 | 3 | 1 | 0 | 6 | 1 | 0 | 2-22 | 0-3 | 0 | 8.25 | | | | |
| *Feb 26 | at Miami (FL) | 9.0 | 6 | 5 | 5 | 1 | 12 | 1 | 1 | 2 | 1 | 0 | 1 | 0 | 0 | 3-5 | 0-4 | 0 | 7.36 | | | | |
| *Feb 27 | at Miami (FL) | 9.0 | 5 | 0 | 0 | 1 | 9 | 0 | 0 | 0 | 0 | 0 | 0 | 2 | 0 | 3-0 | 1-4 | 1 | 5.79 | | | | |
| *Feb 28 | at Miami (FL) | 9.0 | 11 | 9 | 9 | 4 | 9 | 0 | 0 | 2 | 3 | 0 | 2 | 0 | 1 | 6-9 | 1-5 | 1 | 6.35 | | | | |
| *Mar 05 | North Carolina | 8.0 | 15 | 10 | 10 | 4 | 8 | 3 | 1 | 2 | 2 | 0 | 1 | 2 | 0 | 6-10 | 1-6 | 1 | 7.02 | | | | |
| *Mar 06 | North Carolina | 8.0 | 7 | 6 | 6 | 7 | 4 | 1 | 0 | 1 | 4 | 0 | 1 | 0 | 0 | 4-6 | 1-7 | 1 | 6.99 | | | | |
| *Mar 07 | North Carolina | 9.0 | 6 | 6 | 6 | 6 | 11 | 0 | 0 | 2 | 1 | 0 | 3 | 1 | 0 | 9-6 | 2-7 | 1 | 6.87 | | | | |
| Mar 09 | VCU | 8.1 | 15 | 10 | 8 | 8 | 7 | 3 | 0 | 1 | 2 | 1 | 1 | 0 | 1 | 9-10 | 2-8 | 1 | 7.04 | | | | |
| Mar 10 | VCU | 9.0 | 11 | 7 | 6 | 5 | 4 | 3 | 1 | 0 | 1 | 0 | 0 | 1 | 0 | 10-7 | 3-8 | 1 | 6.94 | | | | |
| *Mar 12 | Florida State | 9.0 | 11 | 4 | 3 | 2 | 14 | 3 | 0 | 2 | 1 | 0 | 0 | 0 | 0 | 6-4 | 4-8 | 2 | 6.60 | | | | |
| *Mar 13 | Florida State | 8.0 | 4 | 5 | 2 | 3 | 10 | 2 | 0 | 1 | 2 | 0 | 4 | 1 | 0 | 0-5 | 4-9 | 2 | 6.28 | | | | |
| *Mar 14 | Florida State | 9.0 | 10 | 7 | 6 | 5 | 10 | 3 | 1 | 1 | 0 | 0 | 1 | 0 | 0 | 14-7 | 5-9 | 2 | 6.26 | | | | |
| Mar 16 | UNCG | 9.0 | 7 | 2 | 2 | 5 | 6 | 2 | 0 | 0 | 2 | 0 | 2 | 2 | 0 | 7-2 | 6-9 | 2 | 5.96 | | | | |
| *Mar 19 | at Clemson | 9.0 | 9 | 2 | 2 | 1 | 12 | 1 | 0 | 0 | 0 | 0 | 2 | 0 | 0 | 8-2 | 7-9 | 2 | 5.70 | | | | |
| *Mar 20 | at Clemson | 9.0 | 15 | 11 | 8 | 8 | 9 | 2 | 0 | 3 | 4 | 0 | 1 | 0 | 0 | 3-11 | 7-10 | 2 | 5.84 | | | | |
| *Mar 21 | at Clemson | 9.0 | 7 | 2 | 1 | 1 | 13 | 1 | 0 | 1 | 0 | 0 | 1 | 0 | 0 | 4-2 | 8-10 | 2 | 5.56 | | | | |
| *Mar 26 | at Pitt | 9.0 | 8 | 5 | 4 | 7 | 8 | 3 | 0 | 1 | 2 | 0 | 2 | 0 | 0 | 1-5 | 8-11 | 2 | 5.48 | | | | |
| *Mar 27 | at Pitt | 9.0 | 9 | 8 | 7 | 5 | 5 | 3 | 0 | 0 | 3 | 0 | 1 | 0 | 0 | 4-8 | 8-12 | 2 | 5.56 | | | | |
| *Mar 28 | at Pitt | 9.0 | 13 | 8 | 7 | 6 | 9 | 3 | 0 | 1 | 1 | 0 | 1 | 0 | 1 | 4-8 | 8-13 | 2 | 5.63 | | | | |
| *Apr 01 | Boston College | 9.0 | 11 | 3 | 3 | 4 | 8 | 2 | 0 | 2 | 0 | 0 | 0 | 1 | 0 | 7-3 | 9-13 | 2 | 5.50 | | | | |
| *Apr 02 | Boston College | 8.2 | 10 | 6 | 5 | 3 | 15 | 0 | 0 | 0 | 0 | 0 | 2 | 0 | 0 | 5-6 | 9-14 | 2 | 5.49 | | | | |
| *Apr 03 | Boston College | 8.0 | 11 | 4 | 4 | 3 | 4 | 2 | 0 | 2 | 1 | 0 | 1 | 4 | 0 | 3-4 | 9-15 | 2 | 5.45 | | | | |
| Apr 06 | at ETSU | 9.0 | 15 | 15 | 7 | 4 | 7 | 5 | 1 | 2 | 1 | 0 | 1 | 2 | 0 | 5-15 | 9-16 | 2 | 5.52 | | | | |
| *Apr 09 | at Wake Forest | 9.0 | 10 | 8 | 3 | 2 | 14 | 1 | 0 | 1 | 2 | 1 | 1 | 1 | 0 | 4-8 | 9-17 | 2 | 5.42 | | | | |
| *Apr 10 | at Wake Forest | 9.0 | 15 | 16 | 14 | 3 | 7 | 2 | 0 | 6 | 3 | 0 | 2 | 1 | 0 | 4-16 | 9-18 | 2 | 5.74 | | | | |
| *Apr 11 | at Wake Forest | 9.0 | 10 | 10 | 9 | 5 | 9 | 4 | 1 | 3 | 0 | 0 | 0 | 1 | 1 | 9-10 | 9-19 | 2 | 5.86 | | | | |
| Apr 13 | at Liberty | 9.0 | 6 | 2 | 2 | 3 | 9 | 0 | 0 | 0 | 0 | 0 | 1 | 2 | 0 | 8-2 | 10-19 | 3 | 5.73 | | | | |
| *Apr 16 | Georgia Tech | 9.0 | 13 | 11 | 10 | 7 | 7 | 6 | 0 | 1 | 2 | 0 | 3 | 1 | 0 | 15-11 | 11-19 | 3 | 5.87 | | | | |
| *Apr 17 | Georgia Tech | 8.0 | 10 | 7 | 7 | 7 | 4 | 1 | 1 | 1 | 0 | 0 | 2 | 1 | 0 | 0-7 | 11-20 | 3 | 5.93 | | | | |
| *Apr 18 | Georgia Tech | 9.0 | 7 | 4 | 3 | 5 | 12 | 1 | 0 | 0 | 1 | 0 | 2 | 1 | 0 | 11-4 | 12-20 | 4 | 5.84 | | | | |
| Apr 20 | VMI | 8.0 | 9 | 7 | 7 | 4 | 4 | 0 | 0 | 2 | 2 | 0 | 3 | 0 | 0 | 5-7 | 12-21 | 4 | 5.90 | | | | |
| Totals | | 207.0 | 222 | 224 | 109 | 110 | 205 | 66 | 7 | 11 | 12 | 0 | 50 | 26 | 4 | 102 | 224 | 12 | 21 | 4 | 5 | 6.00 | |

VIRGINIA TECH BASEBALL

SITUATIONAL GAME-BY-GAME

2021 VT Baseball Team Game-by-Game for Virginia Tech (as of Apr 20, 2021) Batting (All games)

| Date | Opponent | Total h/ab | vs Left | vs Right | With Runners | Bases Empty | Bases Loaded | With 2-outs | With RBI-op | Reach as Leadoff | 3rd and LT 2out | LOB |
|---------|----------------|------------|---------|----------|--------------|-------------|--------------|-------------|-------------|------------------|-----------------|-----|
| Feb 21 | KENT STATE | 3-27 | 2-11 | 1-16 | 1-13 | 2-14 | 0-2 | 0-8 | 0-9 | 3-8 | 2-3 | 7 |
| Feb 21 | KENT STATE | 8-28 | 6-15 | 2-13 | 5-14 | 3-14 | 1-1 | 2-9 | 3-8 | 4-8 | 2-3 | 5 |
| Feb 23 | RADFORD | 16-39 | 4-9 | 12-30 | 12-26 | 4-13 | 1-5 | 6-14 | 8-17 | 6-8 | 6-11 | 8 |
| *Feb 26 | at Miami (FL) | 6-32 | 0-0 | 6-32 | 3-9 | 3-23 | 0-0 | 1-10 | 3-9 | 2-9 | 2-2 | 3 |
| *Feb 27 | at Miami (FL) | 5-30 | 1-3 | 4-27 | 1-10 | 4-20 | 0-0 | 1-8 | 0-1 | 1-9 | 0-0 | 4 |
| *Feb 28 | at Miami (FL) | 11-39 | 0-0 | 11-39 | 6-17 | 5-22 | 2-4 | 4-14 | 4-10 | 2-9 | 2-2 | 9 |
| *Mar 05 | NORTH CAROLINA | 15-36 | 6-15 | 9-21 | 9-20 | 6-16 | 1-3 | 3-9 | 8-16 | 3-8 | 3-4 | 7 |
| *Mar 06 | NORTH CAROLINA | 7-27 | 0-0 | 7-27 | 3-12 | 4-15 | 0-0 | 2-9 | 2-7 | 2-8 | 2-3 | 6 |
| *Mar 07 | NORTH CAROLINA | 6-32 | 3-19 | 3-13 | 4-18 | 2-14 | 0-0 | 4-13 | 2-8 | 3-9 | 0-1 | 8 |
| Mar 09 | VCU | 15-41 | 4-14 | 11-27 | 10-27 | 5-14 | 0-5 | 4-13 | 6-19 | 4-9 | 4-5 | 13 |
| Mar 10 | VCU | 11-37 | 6-22 | 5-15 | 7-19 | 4-18 | 0-1 | 3-11 | 6-15 | 2-9 | 2-3 | 9 |
| *Mar 12 | FLORIDA STATE | 11-38 | 5-21 | 6-17 | 4-18 | 7-20 | 0-0 | 2-12 | 1-13 | 3-9 | 1-3 | 10 |
| *Mar 13 | FLORIDA STATE | 4-29 | 4-23 | 0-6 | 1-16 | 3-13 | 0-1 | 1-8 | 0-9 | 4-8 | 3-5 | 8 |
| *Mar 14 | FLORIDA STATE | 10-37 | 5-13 | 5-24 | 8-24 | 2-13 | 0-0 | 3-13 | 1-17 | 5-9 | 3-6 | 11 |
| Mar 16 | UNCG | 7-27 | 3-9 | 4-18 | 2-15 | 5-12 | 0-0 | 2-8 | 1-7 | 5-9 | 0-0 | 6 |
| *Mar 19 | at Clemson | 9-37 | 3-22 | 6-15 | 5-21 | 4-16 | 0-5 | 1-11 | 3-9 | 4-9 | 1-4 | 11 |
| *Mar 20 | at Clemson | 15-43 | 0-3 | 15-40 | 8-24 | 7-19 | 1-4 | 5-14 | 5-17 | 3-9 | 4-6 | 14 |
| *Mar 21 | at Clemson | 7-32 | 6-22 | 1-10 | 1-10 | 6-22 | 0-0 | 2-11 | 0-4 | 2-9 | 0-0 | 5 |
| *Mar 26 | at Pitt | 8-34 | 0-0 | 8-34 | 3-21 | 5-13 | 0-3 | 0-9 | 2-12 | 4-9 | 2-3 | 13 |
| *Mar 27 | at Pitt | 9-35 | 2-2 | 7-33 | 6-20 | 3-15 | 1-2 | 1-10 | 6-19 | 5-9 | 5-7 | 8 |
| *Mar 28 | at Pitt | 13-40 | 0-0 | 13-40 | 4-18 | 9-22 | 1-2 | 5-14 | 3-13 | 3-9 | 1-1 | 12 |
| *Apr 01 | BOSTON COLLEGE | 11-34 | 3-10 | 8-24 | 2-16 | 9-18 | 0-0 | 4-11 | 0-8 | 4-9 | 1-2 | 8 |
| *Apr 02 | BOSTON COLLEGE | 10-36 | 2-7 | 8-29 | 8-19 | 2-17 | 1-1 | 3-11 | 5-11 | 3-9 | 2-3 | 8 |
| *Apr 03 | BOSTON COLLEGE | 11-32 | 4-7 | 7-25 | 5-21 | 6-11 | 0-2 | 1-5 | 2-11 | 5-8 | 1-2 | 8 |
| Apr 06 | at ETSU | 15-43 | 0-3 | 15-40 | 10-27 | 5-16 | 1-1 | 3-12 | 7-20 | 4-9 | 2-4 | 7 |
| *Apr 09 | at Wake Forest | 10-37 | 1-7 | 9-30 | 5-18 | 5-19 | 0-0 | 5-12 | 3-11 | 3-9 | 2-3 | 5 |
| *Apr 10 | at Wake Forest | 15-42 | 3-7 | 12-35 | 9-21 | 6-21 | 3-3 | 3-10 | 6-11 | 5-9 | 4-5 | 3 |
| *Apr 11 | at Wake Forest | 10-36 | 2-6 | 8-30 | 4-15 | 6-21 | 1-1 | 1-11 | 3-9 | 3-9 | 4-5 | 5 |
| Apr 13 | at Liberty | 6-32 | 1-10 | 5-22 | 4-15 | 2-17 | 1-4 | 1-9 | 2-8 | 3-9 | 2-4 | 7 |
| *Apr 16 | GEORGIA TECH | 13-39 | 2-9 | 11-30 | 9-23 | 4-16 | 1-4 | 6-14 | 6-20 | 4-9 | 2-4 | 12 |
| *Apr 17 | GEORGIA TECH | 10-29 | 9-21 | 1-8 | 5-14 | 5-15 | 0-1 | 2-7 | 4-11 | 4-8 | 4-5 | 8 |
| *Apr 18 | GEORGIA TECH | 7-32 | 4-15 | 3-17 | 5-17 | 2-15 | 1-1 | 1-9 | 4-8 | 2-9 | 1-2 | 8 |
| Apr 20 | VMI | 9-32 | 0-0 | 9-32 | 4-14 | 5-18 | 1-3 | 4-12 | 2-8 | 2-8 | 2-3 | 8 |

| Date | Opponent | Score | h/ab | Left | Right | Runners | Empty | 2-outs | Leadoff | Out | Out | ERA |
|---------|----------------|---------|----------|---------|---------|---------|---------|---------|---------|-----|-----|------|
| Feb 21 | KENT STATE | 3-1 | 6-33 | 2-11 | 4-22 | 1-10 | 5-23 | 3-12 | 0-9 | 11 | 6 | 1.00 |
| Feb 21 | KENT STATE | 9-2 | 7-32 | 3-6 | 4-26 | 3-14 | 4-18 | 2-10 | 3-9 | 6 | 11 | 1.50 |
| Feb 23 | RADFORD | 22-2 | 8-34 | 3-15 | 5-19 | 2-17 | 6-17 | 3-12 | 3-9 | 8 | 5 | 1.33 |
| *Feb 26 | at Miami (FL) | 5-3 | 6-29 | 5-15 | 1-14 | 2-14 | 4-15 | 2-8 | 4-9 | 8 | 4 | 1.50 |
| *Feb 27 | at Miami (FL) | 0-3 | 7-29 | 4-18 | 3-11 | 4-18 | 3-11 | 0-6 | 3-8 | 10 | 5 | 1.84 |
| *Feb 28 | at Miami (FL) | 9-6 | 11-37 | 9-26 | 2-11 | 7-21 | 4-16 | 3-13 | 5-9 | 11 | 6 | 2.21 |
| *Mar 05 | NORTH CAROLINA | 10-6 | 10-37 | 7-14 | 3-23 | 5-18 | 5-19 | 4-13 | 2-9 | 3 | 3 | 2.61 |
| *Mar 06 | NORTH CAROLINA | 6-4 | 9-38 | 4-16 | 5-22 | 4-24 | 5-14 | 3-13 | 5-9 | 11 | 1 | 2.66 |
| *Mar 07 | NORTH CAROLINA | 6-9 | 9-36 | 4-20 | 5-16 | 5-24 | 4-12 | 1-9 | 4-9 | 4 | 8 | 3.04 |
| Mar 09 | VCU | 10-9 | 12-35 | 6-15 | 6-20 | 7-21 | 5-14 | 1-7 | 3-9 | 4 | 7 | 3.64 |
| Mar 10 | VCU | 7-10 | 13-40 | 3-16 | 10-24 | 8-24 | 5-16 | 9-17 | 3-9 | 6 | 8 | 4.04 |
| *Mar 12 | FLORIDA STATE | 4-6 | 9-37 | 4-16 | 5-21 | 4-16 | 5-21 | 3-12 | 3-9 | 3 | 9 | 4.12 |
| *Mar 13 | FLORIDA STATE | 5-0 | 3-29 | 1-13 | 2-16 | 0-10 | 3-19 | 1-10 | 2-9 | 10 | 7 | 3.80 |
| *Mar 14 | FLORIDA STATE | 7-14 | 18-45 | 10-21 | 8-24 | 8-24 | 10-21 | 4-13 | 5-9 | 10 | 9 | 4.32 |
| Mar 16 | UNCG | 2-7 | 11-36 | 6-20 | 5-16 | 5-21 | 6-15 | 1-9 | 4-9 | 7 | 9 | 4.43 |
| *Mar 19 | at Clemson | 2-8 | 10-33 | 2-11 | 8-22 | 4-13 | 6-20 | 4-10 | 3-8 | 7 | 6 | 4.44 |
| *Mar 20 | at Clemson | 11-3 | 7-32 | 2-12 | 5-20 | 3-9 | 4-23 | 5-12 | 0-9 | 10 | 7 | 4.35 |
| *Mar 21 | at Clemson | 2-4 | 4-28 | 0-11 | 4-17 | 3-6 | 1-22 | 3-11 | 0-8 | 6 | 5 | 4.36 |
| *Mar 26 | at Pitt | 5-1 | 6-33 | 1-11 | 5-22 | 1-12 | 5-21 | 4-13 | 0-9 | 4 | 9 | 4.18 |
| *Mar 27 | at Pitt | 8-4 | 8-33 | 4-14 | 4-19 | 4-12 | 4-21 | 1-9 | 2-9 | 7 | 4 | 4.17 |
| *Mar 28 | at Pitt | 8-4 | 8-35 | 4-15 | 4-20 | 3-18 | 5-17 | 2-11 | 2-9 | 7 | 7 | 4.16 |
| *Apr 01 | BOSTON COLLEGE | 3-7 | 11-38 | 5-24 | 6-14 | 7-19 | 4-19 | 8-17 | 2-9 | 8 | 5 | 4.29 |
| *Apr 02 | BOSTON COLLEGE | 6-5 | 7-36 | 6-20 | 1-16 | 5-16 | 2-20 | 2-12 | 1-9 | 11 | 5 | 4.28 |
| *Apr 03 | BOSTON COLLEGE | 4-3 | 10-35 | 4-17 | 6-18 | 5-20 | 5-15 | 3-11 | 4-9 | 13 | 7 | 4.23 |
| Apr 06 | at ETSU | 15-5 | 10-36 | 1-6 | 9-30 | 7-20 | 3-16 | 2-10 | 3-9 | 4 | 11 | 4.22 |
| *Apr 09 | at Wake Forest | 8-4 | 8-34 | 1-11 | 7-23 | 4-16 | 4-18 | 2-11 | 2-9 | 6 | 9 | 4.21 |
| *Apr 10 | at Wake Forest | 16-4 | 4-31 | 0-11 | 4-20 | 3-8 | 1-23 | 2-11 | 0-9 | 7 | 9 | 4.20 |
| *Apr 11 | at Wake Forest | 10-9 | 13-39 | 4-10 | 9-29 | 5-12 | 8-27 | 5-14 | 4-9 | 6 | 10 | 4.37 |
| Apr 13 | at Liberty | 2-8 | 13-37 | 9-20 | 4-17 | 9-22 | 4-15 | 0-7 | 3-8 | 5 | 10 | 4.48 |
| *Apr 16 | GEORGIA TECH | 11-15 | 14-38 | 4-12 | 10-26 | 8-24 | 6-14 | 6-14 | 7-9 | 11 | 6 | 4.80 |
| *Apr 17 | GEORGIA TECH | 7-0 | 4-30 | 2-11 | 2-19 | 2-10 | 2-20 | 1-9 | 0-9 | 8 | 7 | 4.65 |
| *Apr 18 | GEORGIA TECH | 4-11 | 13-39 | 2-10 | 11-29 | 6-16 | 7-23 | 7-16 | 3-9 | 12 | 6 | 4.85 |
| Apr 20 | VMI | 7-5 | 10-34 | 4-12 | 6-22 | 6-14 | 4-20 | 5-13 | 2-9 | 8 | 5 | 4.85 |
| Totals | | 234-182 | 299-1148 | 126-480 | 173-668 | 150-543 | 149-605 | 102-375 | 87-293 | 252 | 226 | 4.85 |
| | | | .260 | .262 | .259 | .276 | .246 | .272 | .297 | | | |

LEADERS



2021 VT Baseball
 Batting Leaders for Virginia Tech (as of Apr 20, 2021)
 (All games)

Hitting minimums - 5 Games 5% of Games 20 AB 10 TPA
 Pitching minimums - 1 Games

| | | |
|--|--|--|
| <p>Batting avg</p> <p>1. 19 Gavin Cross .412 2. 7 TJ Rumfield .346 3. 32 Lucas Donlon .300 4. 26 Kevin Madden .299 5. 8 Tanner Schobel .291</p> | <p>Slugging pct</p> <p>1. 19 Gavin Cross .756 2. 7 TJ Rumfield .544 3. 32 Lucas Donlon .533 4. 8 Tanner Schobel .480 5. 24 Nick Biddison .471</p> | <p>On base pct</p> <p>1. 19 Gavin Cross .474 2. 7 TJ Rumfield .419 3. 37 Jonah Seagears .407 4. 23 Tanner Thomas .404 5. 11 Cade Swisher .394</p> |
| <p>Runs scored</p> <p>1. 19 Gavin Cross 38 2. 31 Jack Hurley 35 3. 7 TJ Rumfield 27 4. 8 Tanner Schobel 25 5. 26 Kevin Madden 20</p> | <p>Hits</p> <p>1. 19 Gavin Cross 54 2. 7 TJ Rumfield 47 3. 26 Kevin Madden 40 4. 8 Tanner Schobel 37 5. 31 Jack Hurley 33</p> | <p>Runs batted in</p> <p>1. 7 TJ Rumfield 31 19 Gavin Cross 31 3. 26 Kevin Madden 26 4. 8 Tanner Schobel 25 5. 31 Jack Hurley 20</p> |
| <p>Doubles</p> <p>1. 8 Tanner Schobel 10 2. 19 Gavin Cross 9 7 TJ Rumfield 9 4. 31 Jack Hurley 8 5. 5 tied at..... 5</p> | <p>Triples</p> <p>1. 19 Gavin Cross 3 2. 24 Nick Biddison 1 33 Nick Holesa 1 8 Tanner Schobel 1 23 Tanner Thomas 1</p> | <p>Home runs</p> <p>1. 19 Gavin Cross 10 2. 7 TJ Rumfield 6 3. 31 Jack Hurley 5 4. 26 Kevin Madden 4 8 Tanner Schobel 4</p> |
| <p>Total bases</p> <p>1. 19 Gavin Cross 99 2. 7 TJ Rumfield 74 3. 8 Tanner Schobel 61 4. 26 Kevin Madden 57 5. 31 Jack Hurley 56</p> | <p>Walks</p> <p>1. 7 TJ Rumfield 16 2. 8 Tanner Schobel 14 37 Jonah Seagears 14 11 Cade Swisher 14 5. 2 tied at..... 13</p> | <p>Hit by pitch</p> <p>1. 31 Jack Hurley 8 2. 8 Tanner Schobel 7 3. 41 Dayne Leonard 6 19 Gavin Cross 6 5. 23 Tanner Thomas 5</p> |
| <p>Sac bunts</p> <p>1. 41 Dayne Leonard 1 37 Jonah Seagears 1 4 Fritz Genther 1 31 Jack Hurley 1</p> | <p>Sac flies</p> <p>1. 19 Gavin Cross 4 2. 29 Carson Jones 3 3. 4 tied at..... 2</p> | <p>Stolen bases</p> <p>1. 24 Nick Biddison 5 19 Gavin Cross 5 3. 26 Kevin Madden 4 4. 4 Fritz Genther 3 5. 4 tied at..... 2</p> |
| <p>Caught stealing</p> <p>1. 19 Gavin Cross 4 2. 11 Cade Swisher 3 37 Jonah Seagears 3 4. 31 Jack Hurley 2 5. 5 tied at..... 1</p> | <p>Steal attempts</p> <p>1. 19 Gavin Cross 9 2. 11 Cade Swisher 5 37 Jonah Seagears 5 26 Kevin Madden 5 24 Nick Biddison 5</p> | <p>Stolen base pct</p> <p>1. 7 TJ Rumfield 1.000 29 Carson Jones 1.000 24 Nick Biddison 1.000 4. 26 Kevin Madden .800 5. 4 Fritz Genther .750</p> |
| <p>Strikeouts</p> <p>1. 31 Jack Hurley 43 2. 19 Gavin Cross 27 3. 41 Dayne Leonard 24 4. 11 Cade Swisher 23 5. 23 Tanner Thomas 22</p> | <p>Grounded into DP</p> <p>1. 26 Kevin Madden 6 2. 29 Carson Jones 2 32 Lucas Donlon 2 7 TJ Rumfield 2 5. 7 tied at..... 1</p> | <p>Total plate appearances</p> <p>1. 7 TJ Rumfield 155 2. 19 Gavin Cross 154 3. 8 Tanner Schobel 150 4. 26 Kevin Madden 148 5. 31 Jack Hurley 144</p> |
| <p>At bats</p> <p>1. 7 TJ Rumfield 136 2. 26 Kevin Madden 134 3. 19 Gavin Cross 131 4. 8 Tanner Schobel 127 5. 31 Jack Hurley 120</p> | <p>Games played</p> <p>1. 26 Kevin Madden 33 8 Tanner Schobel 33 7 TJ Rumfield 33 4. 19 Gavin Cross 32 31 Jack Hurley 32</p> | <p>Game starts</p> <p>1. 7 TJ Rumfield 33 8 Tanner Schobel 33 3. 26 Kevin Madden 32 19 Gavin Cross 32 5. 31 Jack Hurley 29</p> |
| <p>Games as sub</p> <p>1. 32 Lucas Donlon 11 29 Carson Jones 11 3. 37 Jonah Seagears 8 23 Tanner Thomas 8 5 Gehrig Ebel 8</p> | | |

LEADERS

| | | | | | | | | | | | | | | | | | | | | | | | | | | | | | | | | |
|--|-------------------------|-------|--|-------------------------|---|------------------|---|-------------------|--|---|--|---|---------------------|--|----------------------|-------------------------|------------------------|--|----------------------|---|-------------------------|--|-------------------------|-------|------------------------|-------|-------------------------|-------|--------------------|-------|----------------------|-------|
| <p>Earned run avg</p> <table border="0" style="width: 100%;"> <tr><td>1. 47 Jonah Hurney</td><td style="text-align: right;">0.00</td></tr> <tr><td>45 Christian Worley</td><td style="text-align: right;">0.00</td></tr> <tr><td>40 Henry Weycker</td><td style="text-align: right;">0.00</td></tr> <tr><td>15 Nic Psimas</td><td style="text-align: right;">0.00</td></tr> <tr><td>5. 51 Graham Firoved</td><td style="text-align: right;">3.21</td></tr> </table> | 1. 47 Jonah Hurney | 0.00 | 45 Christian Worley | 0.00 | 40 Henry Weycker | 0.00 | 15 Nic Psimas | 0.00 | 5. 51 Graham Firoved | 3.21 | <p>Opposing bat avg</p> <table border="0" style="width: 100%;"> <tr><td>1. 15 Nic Psimas</td><td style="text-align: right;">.000</td></tr> <tr><td>2. 47 Jonah Hurney</td><td style="text-align: right;">.100</td></tr> <tr><td>3. 51 Graham Firoved</td><td style="text-align: right;">.130</td></tr> <tr><td>4. 34 Anthony Simonelli</td><td style="text-align: right;">.178</td></tr> <tr><td>5. 18 Xander Hamilton</td><td style="text-align: right;">.211</td></tr> </table> | 1. 15 Nic Psimas | .000 | 2. 47 Jonah Hurney | .100 | 3. 51 Graham Firoved | .130 | 4. 34 Anthony Simonelli | .178 | 5. 18 Xander Hamilton | .211 | <p>Won-loss pct</p> <table border="0" style="width: 100%;"> <tr><td>1. 34 Anthony Simonelli</td><td style="text-align: right;">1.000</td></tr> <tr><td>16 Matthew Siverling</td><td style="text-align: right;">1.000</td></tr> <tr><td>51 Graham Firoved</td><td style="text-align: right;">1.000</td></tr> <tr><td>46 Griffin Green</td><td style="text-align: right;">1.000</td></tr> <tr><td>39 Peter Sakellaris</td><td style="text-align: right;">1.000</td></tr> </table> | 1. 34 Anthony Simonelli | 1.000 | 16 Matthew Siverling | 1.000 | 51 Graham Firoved | 1.000 | 46 Griffin Green | 1.000 | 39 Peter Sakellaris | 1.000 |
| 1. 47 Jonah Hurney | 0.00 | | | | | | | | | | | | | | | | | | | | | | | | | | | | | | | |
| 45 Christian Worley | 0.00 | | | | | | | | | | | | | | | | | | | | | | | | | | | | | | | |
| 40 Henry Weycker | 0.00 | | | | | | | | | | | | | | | | | | | | | | | | | | | | | | | |
| 15 Nic Psimas | 0.00 | | | | | | | | | | | | | | | | | | | | | | | | | | | | | | | |
| 5. 51 Graham Firoved | 3.21 | | | | | | | | | | | | | | | | | | | | | | | | | | | | | | | |
| 1. 15 Nic Psimas | .000 | | | | | | | | | | | | | | | | | | | | | | | | | | | | | | | |
| 2. 47 Jonah Hurney | .100 | | | | | | | | | | | | | | | | | | | | | | | | | | | | | | | |
| 3. 51 Graham Firoved | .130 | | | | | | | | | | | | | | | | | | | | | | | | | | | | | | | |
| 4. 34 Anthony Simonelli | .178 | | | | | | | | | | | | | | | | | | | | | | | | | | | | | | | |
| 5. 18 Xander Hamilton | .211 | | | | | | | | | | | | | | | | | | | | | | | | | | | | | | | |
| 1. 34 Anthony Simonelli | 1.000 | | | | | | | | | | | | | | | | | | | | | | | | | | | | | | | |
| 16 Matthew Siverling | 1.000 | | | | | | | | | | | | | | | | | | | | | | | | | | | | | | | |
| 51 Graham Firoved | 1.000 | | | | | | | | | | | | | | | | | | | | | | | | | | | | | | | |
| 46 Griffin Green | 1.000 | | | | | | | | | | | | | | | | | | | | | | | | | | | | | | | |
| 39 Peter Sakellaris | 1.000 | | | | | | | | | | | | | | | | | | | | | | | | | | | | | | | |
| <p>Wins</p> <table border="0" style="width: 100%;"> <tr><td>1. 16 Matthew Siverling</td><td style="text-align: right;">4</td></tr> <tr><td>34 Anthony Simonelli</td><td style="text-align: right;">4</td></tr> <tr><td>3. 38 Jaison Heard</td><td style="text-align: right;">3</td></tr> <tr><td>4. 3 tied at.....</td><td style="text-align: right;">2</td></tr> </table> | 1. 16 Matthew Siverling | 4 | 34 Anthony Simonelli | 4 | 3. 38 Jaison Heard | 3 | 4. 3 tied at..... | 2 | <p>Losses</p> <table border="0" style="width: 100%;"> <tr><td>1. 27 Noah Johnson</td><td style="text-align: right;">2</td></tr> <tr><td>30 Peyton Alford</td><td style="text-align: right;">2</td></tr> <tr><td>22 Ryan Okuda</td><td style="text-align: right;">2</td></tr> <tr><td>38 Jaison Heard</td><td style="text-align: right;">2</td></tr> <tr><td>5. 4 tied at.....</td><td style="text-align: right;">1</td></tr> </table> | 1. 27 Noah Johnson | 2 | 30 Peyton Alford | 2 | 22 Ryan Okuda | 2 | 38 Jaison Heard | 2 | 5. 4 tied at..... | 1 | <p>Saves</p> <table border="0" style="width: 100%;"> <tr><td>1. 12 Shane Connolly</td><td style="text-align: right;">5</td></tr> <tr><td>2. 51 Graham Firoved</td><td style="text-align: right;">3</td></tr> <tr><td>3. 38 Jaison Heard</td><td style="text-align: right;">2</td></tr> <tr><td>16 Matthew Siverling</td><td style="text-align: right;">2</td></tr> </table> | 1. 12 Shane Connolly | 5 | 2. 51 Graham Firoved | 3 | 3. 38 Jaison Heard | 2 | 16 Matthew Siverling | 2 | | | | |
| 1. 16 Matthew Siverling | 4 | | | | | | | | | | | | | | | | | | | | | | | | | | | | | | | |
| 34 Anthony Simonelli | 4 | | | | | | | | | | | | | | | | | | | | | | | | | | | | | | | |
| 3. 38 Jaison Heard | 3 | | | | | | | | | | | | | | | | | | | | | | | | | | | | | | | |
| 4. 3 tied at..... | 2 | | | | | | | | | | | | | | | | | | | | | | | | | | | | | | | |
| 1. 27 Noah Johnson | 2 | | | | | | | | | | | | | | | | | | | | | | | | | | | | | | | |
| 30 Peyton Alford | 2 | | | | | | | | | | | | | | | | | | | | | | | | | | | | | | | |
| 22 Ryan Okuda | 2 | | | | | | | | | | | | | | | | | | | | | | | | | | | | | | | |
| 38 Jaison Heard | 2 | | | | | | | | | | | | | | | | | | | | | | | | | | | | | | | |
| 5. 4 tied at..... | 1 | | | | | | | | | | | | | | | | | | | | | | | | | | | | | | | |
| 1. 12 Shane Connolly | 5 | | | | | | | | | | | | | | | | | | | | | | | | | | | | | | | |
| 2. 51 Graham Firoved | 3 | | | | | | | | | | | | | | | | | | | | | | | | | | | | | | | |
| 3. 38 Jaison Heard | 2 | | | | | | | | | | | | | | | | | | | | | | | | | | | | | | | |
| 16 Matthew Siverling | 2 | | | | | | | | | | | | | | | | | | | | | | | | | | | | | | | |
| <p>Innings pitched</p> <table border="0" style="width: 100%;"> <tr><td>1. 12 Shane Connolly</td><td style="text-align: right;">40.0</td></tr> <tr><td>2. 30 Peyton Alford</td><td style="text-align: right;">38.0</td></tr> <tr><td>3. 34 Anthony Simonelli</td><td style="text-align: right;">36.1</td></tr> <tr><td>4. 3 Chris Gerard</td><td style="text-align: right;">31.2</td></tr> <tr><td>5. 38 Jaison Heard</td><td style="text-align: right;">25.1</td></tr> </table> | 1. 12 Shane Connolly | 40.0 | 2. 30 Peyton Alford | 38.0 | 3. 34 Anthony Simonelli | 36.1 | 4. 3 Chris Gerard | 31.2 | 5. 38 Jaison Heard | 25.1 | <p>Batters struck out</p> <table border="0" style="width: 100%;"> <tr><td>1. 30 Peyton Alford</td><td style="text-align: right;">58</td></tr> <tr><td>2. 12 Shane Connolly</td><td style="text-align: right;">55</td></tr> <tr><td>3. 34 Anthony Simonelli</td><td style="text-align: right;">40</td></tr> <tr><td>4. 3 Chris Gerard</td><td style="text-align: right;">34</td></tr> <tr><td>5. 38 Jaison Heard</td><td style="text-align: right;">30</td></tr> </table> | 1. 30 Peyton Alford | 58 | 2. 12 Shane Connolly | 55 | 3. 34 Anthony Simonelli | 40 | 4. 3 Chris Gerard | 34 | 5. 38 Jaison Heard | 30 | <p>Appearances</p> <table border="0" style="width: 100%;"> <tr><td>1. 38 Jaison Heard</td><td style="text-align: right;">15</td></tr> <tr><td>16 Matthew Siverling</td><td style="text-align: right;">15</td></tr> <tr><td>3. 27 Noah Johnson</td><td style="text-align: right;">14</td></tr> <tr><td>12 Shane Connolly</td><td style="text-align: right;">14</td></tr> <tr><td>5. 51 Graham Firoved</td><td style="text-align: right;">12</td></tr> </table> | 1. 38 Jaison Heard | 15 | 16 Matthew Siverling | 15 | 3. 27 Noah Johnson | 14 | 12 Shane Connolly | 14 | 5. 51 Graham Firoved | 12 |
| 1. 12 Shane Connolly | 40.0 | | | | | | | | | | | | | | | | | | | | | | | | | | | | | | | |
| 2. 30 Peyton Alford | 38.0 | | | | | | | | | | | | | | | | | | | | | | | | | | | | | | | |
| 3. 34 Anthony Simonelli | 36.1 | | | | | | | | | | | | | | | | | | | | | | | | | | | | | | | |
| 4. 3 Chris Gerard | 31.2 | | | | | | | | | | | | | | | | | | | | | | | | | | | | | | | |
| 5. 38 Jaison Heard | 25.1 | | | | | | | | | | | | | | | | | | | | | | | | | | | | | | | |
| 1. 30 Peyton Alford | 58 | | | | | | | | | | | | | | | | | | | | | | | | | | | | | | | |
| 2. 12 Shane Connolly | 55 | | | | | | | | | | | | | | | | | | | | | | | | | | | | | | | |
| 3. 34 Anthony Simonelli | 40 | | | | | | | | | | | | | | | | | | | | | | | | | | | | | | | |
| 4. 3 Chris Gerard | 34 | | | | | | | | | | | | | | | | | | | | | | | | | | | | | | | |
| 5. 38 Jaison Heard | 30 | | | | | | | | | | | | | | | | | | | | | | | | | | | | | | | |
| 1. 38 Jaison Heard | 15 | | | | | | | | | | | | | | | | | | | | | | | | | | | | | | | |
| 16 Matthew Siverling | 15 | | | | | | | | | | | | | | | | | | | | | | | | | | | | | | | |
| 3. 27 Noah Johnson | 14 | | | | | | | | | | | | | | | | | | | | | | | | | | | | | | | |
| 12 Shane Connolly | 14 | | | | | | | | | | | | | | | | | | | | | | | | | | | | | | | |
| 5. 51 Graham Firoved | 12 | | | | | | | | | | | | | | | | | | | | | | | | | | | | | | | |
| <p>Games started</p> <table border="0" style="width: 100%;"> <tr><td>1. 30 Peyton Alford</td><td style="text-align: right;">8</td></tr> <tr><td>2. 34 Anthony Simonelli</td><td style="text-align: right;">7</td></tr> <tr><td>3. 3 Chris Gerard</td><td style="text-align: right;">6</td></tr> <tr><td>4. 22 Ryan Okuda</td><td style="text-align: right;">4</td></tr> <tr><td>12 Shane Connolly</td><td style="text-align: right;">4</td></tr> </table> | 1. 30 Peyton Alford | 8 | 2. 34 Anthony Simonelli | 7 | 3. 3 Chris Gerard | 6 | 4. 22 Ryan Okuda | 4 | 12 Shane Connolly | 4 | <p>Games finished</p> <table border="0" style="width: 100%;"> <tr><td>1. 12 Shane Connolly</td><td style="text-align: right;">7</td></tr> <tr><td>2. 16 Matthew Siverling</td><td style="text-align: right;">5</td></tr> <tr><td>3. 4 tied at.....</td><td style="text-align: right;">3</td></tr> </table> | 1. 12 Shane Connolly | 7 | 2. 16 Matthew Siverling | 5 | 3. 4 tied at..... | 3 | <p>Games in relief</p> <table border="0" style="width: 100%;"> <tr><td>1. 38 Jaison Heard</td><td style="text-align: right;">15</td></tr> <tr><td>16 Matthew Siverling</td><td style="text-align: right;">15</td></tr> <tr><td>3. 27 Noah Johnson</td><td style="text-align: right;">14</td></tr> <tr><td>4. 51 Graham Firoved</td><td style="text-align: right;">12</td></tr> <tr><td>5. 2 tied at.....</td><td style="text-align: right;">10</td></tr> </table> | 1. 38 Jaison Heard | 15 | 16 Matthew Siverling | 15 | 3. 27 Noah Johnson | 14 | 4. 51 Graham Firoved | 12 | 5. 2 tied at..... | 10 | | | | |
| 1. 30 Peyton Alford | 8 | | | | | | | | | | | | | | | | | | | | | | | | | | | | | | | |
| 2. 34 Anthony Simonelli | 7 | | | | | | | | | | | | | | | | | | | | | | | | | | | | | | | |
| 3. 3 Chris Gerard | 6 | | | | | | | | | | | | | | | | | | | | | | | | | | | | | | | |
| 4. 22 Ryan Okuda | 4 | | | | | | | | | | | | | | | | | | | | | | | | | | | | | | | |
| 12 Shane Connolly | 4 | | | | | | | | | | | | | | | | | | | | | | | | | | | | | | | |
| 1. 12 Shane Connolly | 7 | | | | | | | | | | | | | | | | | | | | | | | | | | | | | | | |
| 2. 16 Matthew Siverling | 5 | | | | | | | | | | | | | | | | | | | | | | | | | | | | | | | |
| 3. 4 tied at..... | 3 | | | | | | | | | | | | | | | | | | | | | | | | | | | | | | | |
| 1. 38 Jaison Heard | 15 | | | | | | | | | | | | | | | | | | | | | | | | | | | | | | | |
| 16 Matthew Siverling | 15 | | | | | | | | | | | | | | | | | | | | | | | | | | | | | | | |
| 3. 27 Noah Johnson | 14 | | | | | | | | | | | | | | | | | | | | | | | | | | | | | | | |
| 4. 51 Graham Firoved | 12 | | | | | | | | | | | | | | | | | | | | | | | | | | | | | | | |
| 5. 2 tied at..... | 10 | | | | | | | | | | | | | | | | | | | | | | | | | | | | | | | |
| <p>Wild pitches</p> <table border="0" style="width: 100%;"> <tr><td>1. 18 Xander Hamilton</td><td style="text-align: right;">5</td></tr> <tr><td>12 Shane Connolly</td><td style="text-align: right;">5</td></tr> <tr><td>30 Peyton Alford</td><td style="text-align: right;">5</td></tr> <tr><td>4. 3 tied at.....</td><td style="text-align: right;">4</td></tr> </table> | 1. 18 Xander Hamilton | 5 | 12 Shane Connolly | 5 | 30 Peyton Alford | 5 | 4. 3 tied at..... | 4 | <p>Balks</p> <table border="0" style="width: 100%;"> <tr><td>1. 30 Peyton Alford</td><td style="text-align: right;">1</td></tr> </table> | 1. 30 Peyton Alford | 1 | <p>Hit batters</p> <table border="0" style="width: 100%;"> <tr><td>1. 30 Peyton Alford</td><td style="text-align: right;">6</td></tr> <tr><td>2. 3 Chris Gerard</td><td style="text-align: right;">5</td></tr> <tr><td>3. 22 Ryan Okuda</td><td style="text-align: right;">3</td></tr> <tr><td>34 Anthony Simonelli</td><td style="text-align: right;">3</td></tr> <tr><td>12 Shane Connolly</td><td style="text-align: right;">3</td></tr> </table> | 1. 30 Peyton Alford | 6 | 2. 3 Chris Gerard | 5 | 3. 22 Ryan Okuda | 3 | 34 Anthony Simonelli | 3 | 12 Shane Connolly | 3 | | | | | | | | | | |
| 1. 18 Xander Hamilton | 5 | | | | | | | | | | | | | | | | | | | | | | | | | | | | | | | |
| 12 Shane Connolly | 5 | | | | | | | | | | | | | | | | | | | | | | | | | | | | | | | |
| 30 Peyton Alford | 5 | | | | | | | | | | | | | | | | | | | | | | | | | | | | | | | |
| 4. 3 tied at..... | 4 | | | | | | | | | | | | | | | | | | | | | | | | | | | | | | | |
| 1. 30 Peyton Alford | 1 | | | | | | | | | | | | | | | | | | | | | | | | | | | | | | | |
| 1. 30 Peyton Alford | 6 | | | | | | | | | | | | | | | | | | | | | | | | | | | | | | | |
| 2. 3 Chris Gerard | 5 | | | | | | | | | | | | | | | | | | | | | | | | | | | | | | | |
| 3. 22 Ryan Okuda | 3 | | | | | | | | | | | | | | | | | | | | | | | | | | | | | | | |
| 34 Anthony Simonelli | 3 | | | | | | | | | | | | | | | | | | | | | | | | | | | | | | | |
| 12 Shane Connolly | 3 | | | | | | | | | | | | | | | | | | | | | | | | | | | | | | | |
| <p>Intentional BB allowed</p> <table border="0" style="width: 100%;"> <tr><td>1. 35 Ryan Metz</td><td style="text-align: right;">2</td></tr> <tr><td>2. 5 tied at.....</td><td style="text-align: right;">1</td></tr> </table> | 1. 35 Ryan Metz | 2 | 2. 5 tied at..... | 1 | <p>Runners picked off</p> <table border="0" style="width: 100%;"> <tr><td>1. 35 Ryan Metz</td><td style="text-align: right;">2</td></tr> <tr><td>2. 3 Chris Gerard</td><td style="text-align: right;">1</td></tr> <tr><td>30 Peyton Alford</td><td style="text-align: right;">1</td></tr> <tr><td>16 Matthew Siverling</td><td style="text-align: right;">1</td></tr> </table> | 1. 35 Ryan Metz | 2 | 2. 3 Chris Gerard | 1 | 30 Peyton Alford | 1 | 16 Matthew Siverling | 1 | <p>Batters SO out looking</p> <table border="0" style="width: 100%;"> <tr><td>1. 12 Shane Connolly</td><td style="text-align: right;">16</td></tr> <tr><td>2. 30 Peyton Alford</td><td style="text-align: right;">12</td></tr> <tr><td>3 Chris Gerard</td><td style="text-align: right;">12</td></tr> <tr><td>4. 34 Anthony Simonelli</td><td style="text-align: right;">11</td></tr> <tr><td>5. 2 tied at.....</td><td style="text-align: right;">7</td></tr> </table> | 1. 12 Shane Connolly | 16 | 2. 30 Peyton Alford | 12 | 3 Chris Gerard | 12 | 4. 34 Anthony Simonelli | 11 | 5. 2 tied at..... | 7 | | | | | | | | |
| 1. 35 Ryan Metz | 2 | | | | | | | | | | | | | | | | | | | | | | | | | | | | | | | |
| 2. 5 tied at..... | 1 | | | | | | | | | | | | | | | | | | | | | | | | | | | | | | | |
| 1. 35 Ryan Metz | 2 | | | | | | | | | | | | | | | | | | | | | | | | | | | | | | | |
| 2. 3 Chris Gerard | 1 | | | | | | | | | | | | | | | | | | | | | | | | | | | | | | | |
| 30 Peyton Alford | 1 | | | | | | | | | | | | | | | | | | | | | | | | | | | | | | | |
| 16 Matthew Siverling | 1 | | | | | | | | | | | | | | | | | | | | | | | | | | | | | | | |
| 1. 12 Shane Connolly | 16 | | | | | | | | | | | | | | | | | | | | | | | | | | | | | | | |
| 2. 30 Peyton Alford | 12 | | | | | | | | | | | | | | | | | | | | | | | | | | | | | | | |
| 3 Chris Gerard | 12 | | | | | | | | | | | | | | | | | | | | | | | | | | | | | | | |
| 4. 34 Anthony Simonelli | 11 | | | | | | | | | | | | | | | | | | | | | | | | | | | | | | | |
| 5. 2 tied at..... | 7 | | | | | | | | | | | | | | | | | | | | | | | | | | | | | | | |
| <p>Sac bunts allowed</p> <table border="0" style="width: 100%;"> <tr><td>1. 6 tied at...</td><td style="text-align: right;">1</td></tr> </table> | 1. 6 tied at... | 1 | <p>Sac flies allowed</p> <table border="0" style="width: 100%;"> <tr><td>1. 34 Anthony Simonelli</td><td style="text-align: right;">2</td></tr> <tr><td>30 Peyton Alford</td><td style="text-align: right;">2</td></tr> <tr><td>3. 4 tied at.....</td><td style="text-align: right;">1</td></tr> </table> | 1. 34 Anthony Simonelli | 2 | 30 Peyton Alford | 2 | 3. 4 tied at..... | 1 | <p>Hits allowed</p> <table border="0" style="width: 100%;"> <tr><td>1. 15 Nic Psimas</td><td style="text-align: right;">0</td></tr> <tr><td>2. 42 Ryan Gleason</td><td style="text-align: right;">1</td></tr> <tr><td>47 Jonah Hurney</td><td style="text-align: right;">1</td></tr> <tr><td>4. 45 Christian Worley</td><td style="text-align: right;">2</td></tr> <tr><td>25 Samuel Rochard</td><td style="text-align: right;">2</td></tr> </table> | 1. 15 Nic Psimas | 0 | 2. 42 Ryan Gleason | 1 | 47 Jonah Hurney | 1 | 4. 45 Christian Worley | 2 | 25 Samuel Rochard | 2 | | | | | | | | | | | | |
| 1. 6 tied at... | 1 | | | | | | | | | | | | | | | | | | | | | | | | | | | | | | | |
| 1. 34 Anthony Simonelli | 2 | | | | | | | | | | | | | | | | | | | | | | | | | | | | | | | |
| 30 Peyton Alford | 2 | | | | | | | | | | | | | | | | | | | | | | | | | | | | | | | |
| 3. 4 tied at..... | 1 | | | | | | | | | | | | | | | | | | | | | | | | | | | | | | | |
| 1. 15 Nic Psimas | 0 | | | | | | | | | | | | | | | | | | | | | | | | | | | | | | | |
| 2. 42 Ryan Gleason | 1 | | | | | | | | | | | | | | | | | | | | | | | | | | | | | | | |
| 47 Jonah Hurney | 1 | | | | | | | | | | | | | | | | | | | | | | | | | | | | | | | |
| 4. 45 Christian Worley | 2 | | | | | | | | | | | | | | | | | | | | | | | | | | | | | | | |
| 25 Samuel Rochard | 2 | | | | | | | | | | | | | | | | | | | | | | | | | | | | | | | |
| <p>Runs allowed</p> <table border="0" style="width: 100%;"> <tr><td>1. 15 Nic Psimas</td><td style="text-align: right;">0</td></tr> <tr><td>40 Henry Weycker</td><td style="text-align: right;">0</td></tr> <tr><td>47 Jonah Hurney</td><td style="text-align: right;">0</td></tr> <tr><td>45 Christian Worley</td><td style="text-align: right;">0</td></tr> <tr><td>5. 10 Nolan Wilson</td><td style="text-align: right;">1</td></tr> </table> | 1. 15 Nic Psimas | 0 | 40 Henry Weycker | 0 | 47 Jonah Hurney | 0 | 45 Christian Worley | 0 | 5. 10 Nolan Wilson | 1 | <p>Earned runs allowed</p> <table border="0" style="width: 100%;"> <tr><td>1. 15 Nic Psimas</td><td style="text-align: right;">0</td></tr> <tr><td>40 Henry Weycker</td><td style="text-align: right;">0</td></tr> <tr><td>47 Jonah Hurney</td><td style="text-align: right;">0</td></tr> <tr><td>45 Christian Worley</td><td style="text-align: right;">0</td></tr> <tr><td>5. 10 Nolan Wilson</td><td style="text-align: right;">1</td></tr> </table> | 1. 15 Nic Psimas | 0 | 40 Henry Weycker | 0 | 47 Jonah Hurney | 0 | 45 Christian Worley | 0 | 5. 10 Nolan Wilson | 1 | <p>Walks allowed</p> <table border="0" style="width: 100%;"> <tr><td>1. 47 Jonah Hurney</td><td style="text-align: right;">0</td></tr> <tr><td>2. 45 Christian Worley</td><td style="text-align: right;">1</td></tr> <tr><td>15 Nic Psimas</td><td style="text-align: right;">1</td></tr> <tr><td>42 Ryan Gleason</td><td style="text-align: right;">1</td></tr> <tr><td>5. 10 Nolan Wilson</td><td style="text-align: right;">2</td></tr> </table> | 1. 47 Jonah Hurney | 0 | 2. 45 Christian Worley | 1 | 15 Nic Psimas | 1 | 42 Ryan Gleason | 1 | 5. 10 Nolan Wilson | 2 |
| 1. 15 Nic Psimas | 0 | | | | | | | | | | | | | | | | | | | | | | | | | | | | | | | |
| 40 Henry Weycker | 0 | | | | | | | | | | | | | | | | | | | | | | | | | | | | | | | |
| 47 Jonah Hurney | 0 | | | | | | | | | | | | | | | | | | | | | | | | | | | | | | | |
| 45 Christian Worley | 0 | | | | | | | | | | | | | | | | | | | | | | | | | | | | | | | |
| 5. 10 Nolan Wilson | 1 | | | | | | | | | | | | | | | | | | | | | | | | | | | | | | | |
| 1. 15 Nic Psimas | 0 | | | | | | | | | | | | | | | | | | | | | | | | | | | | | | | |
| 40 Henry Weycker | 0 | | | | | | | | | | | | | | | | | | | | | | | | | | | | | | | |
| 47 Jonah Hurney | 0 | | | | | | | | | | | | | | | | | | | | | | | | | | | | | | | |
| 45 Christian Worley | 0 | | | | | | | | | | | | | | | | | | | | | | | | | | | | | | | |
| 5. 10 Nolan Wilson | 1 | | | | | | | | | | | | | | | | | | | | | | | | | | | | | | | |
| 1. 47 Jonah Hurney | 0 | | | | | | | | | | | | | | | | | | | | | | | | | | | | | | | |
| 2. 45 Christian Worley | 1 | | | | | | | | | | | | | | | | | | | | | | | | | | | | | | | |
| 15 Nic Psimas | 1 | | | | | | | | | | | | | | | | | | | | | | | | | | | | | | | |
| 42 Ryan Gleason | 1 | | | | | | | | | | | | | | | | | | | | | | | | | | | | | | | |
| 5. 10 Nolan Wilson | 2 | | | | | | | | | | | | | | | | | | | | | | | | | | | | | | | |
| <p>Doubles allowed</p> <table border="0" style="width: 100%;"> <tr><td>1. 47 Jonah Hurney</td><td style="text-align: right;">0</td></tr> <tr><td>45 Christian Worley</td><td style="text-align: right;">0</td></tr> <tr><td>15 Nic Psimas</td><td style="text-align: right;">0</td></tr> <tr><td>42 Ryan Gleason</td><td style="text-align: right;">0</td></tr> <tr><td>18 Xander Hamilton</td><td style="text-align: right;">0</td></tr> </table> | 1. 47 Jonah Hurney | 0 | 45 Christian Worley | 0 | 15 Nic Psimas | 0 | 42 Ryan Gleason | 0 | 18 Xander Hamilton | 0 | <p>Triples allowed</p> <table border="0" style="width: 100%;"> <tr><td>1. 47 Jonah Hurney</td><td style="text-align: right;">0</td></tr> <tr><td>45 Christian Worley</td><td style="text-align: right;">0</td></tr> <tr><td>15 Nic Psimas</td><td style="text-align: right;">0</td></tr> <tr><td>42 Ryan Gleason</td><td style="text-align: right;">0</td></tr> <tr><td>18 Xander Hamilton</td><td style="text-align: right;">0</td></tr> </table> | 1. 47 Jonah Hurney | 0 | 45 Christian Worley | 0 | 15 Nic Psimas | 0 | 42 Ryan Gleason | 0 | 18 Xander Hamilton | 0 | <p>Home runs allowed</p> <table border="0" style="width: 100%;"> <tr><td>1. 47 Jonah Hurney</td><td style="text-align: right;">0</td></tr> <tr><td>45 Christian Worley</td><td style="text-align: right;">0</td></tr> <tr><td>15 Nic Psimas</td><td style="text-align: right;">0</td></tr> <tr><td>44 Jackson Ritchey</td><td style="text-align: right;">0</td></tr> <tr><td>46 Griffin Green</td><td style="text-align: right;">0</td></tr> </table> | 1. 47 Jonah Hurney | 0 | 45 Christian Worley | 0 | 15 Nic Psimas | 0 | 44 Jackson Ritchey | 0 | 46 Griffin Green | 0 |
| 1. 47 Jonah Hurney | 0 | | | | | | | | | | | | | | | | | | | | | | | | | | | | | | | |
| 45 Christian Worley | 0 | | | | | | | | | | | | | | | | | | | | | | | | | | | | | | | |
| 15 Nic Psimas | 0 | | | | | | | | | | | | | | | | | | | | | | | | | | | | | | | |
| 42 Ryan Gleason | 0 | | | | | | | | | | | | | | | | | | | | | | | | | | | | | | | |
| 18 Xander Hamilton | 0 | | | | | | | | | | | | | | | | | | | | | | | | | | | | | | | |
| 1. 47 Jonah Hurney | 0 | | | | | | | | | | | | | | | | | | | | | | | | | | | | | | | |
| 45 Christian Worley | 0 | | | | | | | | | | | | | | | | | | | | | | | | | | | | | | | |
| 15 Nic Psimas | 0 | | | | | | | | | | | | | | | | | | | | | | | | | | | | | | | |
| 42 Ryan Gleason | 0 | | | | | | | | | | | | | | | | | | | | | | | | | | | | | | | |
| 18 Xander Hamilton | 0 | | | | | | | | | | | | | | | | | | | | | | | | | | | | | | | |
| 1. 47 Jonah Hurney | 0 | | | | | | | | | | | | | | | | | | | | | | | | | | | | | | | |
| 45 Christian Worley | 0 | | | | | | | | | | | | | | | | | | | | | | | | | | | | | | | |
| 15 Nic Psimas | 0 | | | | | | | | | | | | | | | | | | | | | | | | | | | | | | | |
| 44 Jackson Ritchey | 0 | | | | | | | | | | | | | | | | | | | | | | | | | | | | | | | |
| 46 Griffin Green | 0 | | | | | | | | | | | | | | | | | | | | | | | | | | | | | | | |
| <p>Fielding pct</p> <table border="0" style="width: 100%;"> <tr><td>1. 5 Gehrig Ebel</td><td style="text-align: right;">1.000</td></tr> <tr><td>24 Nick Biddison</td><td style="text-align: right;">1.000</td></tr> <tr><td>32 Lucas Donlon</td><td style="text-align: right;">1.000</td></tr> <tr><td>37 Jonah Seagears</td><td style="text-align: right;">1.000</td></tr> <tr><td>99 Brennan Reback</td><td style="text-align: right;">1.000</td></tr> </table> | 1. 5 Gehrig Ebel | 1.000 | 24 Nick Biddison | 1.000 | 32 Lucas Donlon | 1.000 | 37 Jonah Seagears | 1.000 | 99 Brennan Reback | 1.000 | <p>Chances</p> <table border="0" style="width: 100%;"> <tr><td>1. 7 TJ Rumfield</td><td style="text-align: right;">261</td></tr> <tr><td>2. 41 Dayne Leonard</td><td style="text-align: right;">204</td></tr> <tr><td>3. 17 Cade Hunter</td><td style="text-align: right;">153</td></tr> <tr><td>4. 8 Tanner Schobel</td><td style="text-align: right;">111</td></tr> <tr><td>5. 26 Kevin Madden</td><td style="text-align: right;">84</td></tr> </table> | 1. 7 TJ Rumfield | 261 | 2. 41 Dayne Leonard | 204 | 3. 17 Cade Hunter | 153 | 4. 8 Tanner Schobel | 111 | 5. 26 Kevin Madden | 84 | <p>Putouts</p> <table border="0" style="width: 100%;"> <tr><td>1. 7 TJ Rumfield</td><td style="text-align: right;">248</td></tr> <tr><td>2. 41 Dayne Leonard</td><td style="text-align: right;">187</td></tr> <tr><td>3. 17 Cade Hunter</td><td style="text-align: right;">144</td></tr> <tr><td>4. 31 Jack Hurley</td><td style="text-align: right;">63</td></tr> <tr><td>5. 19 Gavin Cross</td><td style="text-align: right;">51</td></tr> </table> | 1. 7 TJ Rumfield | 248 | 2. 41 Dayne Leonard | 187 | 3. 17 Cade Hunter | 144 | 4. 31 Jack Hurley | 63 | 5. 19 Gavin Cross | 51 |
| 1. 5 Gehrig Ebel | 1.000 | | | | | | | | | | | | | | | | | | | | | | | | | | | | | | | |
| 24 Nick Biddison | 1.000 | | | | | | | | | | | | | | | | | | | | | | | | | | | | | | | |
| 32 Lucas Donlon | 1.000 | | | | | | | | | | | | | | | | | | | | | | | | | | | | | | | |
| 37 Jonah Seagears | 1.000 | | | | | | | | | | | | | | | | | | | | | | | | | | | | | | | |
| 99 Brennan Reback | 1.000 | | | | | | | | | | | | | | | | | | | | | | | | | | | | | | | |
| 1. 7 TJ Rumfield | 261 | | | | | | | | | | | | | | | | | | | | | | | | | | | | | | | |
| 2. 41 Dayne Leonard | 204 | | | | | | | | | | | | | | | | | | | | | | | | | | | | | | | |
| 3. 17 Cade Hunter | 153 | | | | | | | | | | | | | | | | | | | | | | | | | | | | | | | |
| 4. 8 Tanner Schobel | 111 | | | | | | | | | | | | | | | | | | | | | | | | | | | | | | | |
| 5. 26 Kevin Madden | 84 | | | | | | | | | | | | | | | | | | | | | | | | | | | | | | | |
| 1. 7 TJ Rumfield | 248 | | | | | | | | | | | | | | | | | | | | | | | | | | | | | | | |
| 2. 41 Dayne Leonard | 187 | | | | | | | | | | | | | | | | | | | | | | | | | | | | | | | |
| 3. 17 Cade Hunter | 144 | | | | | | | | | | | | | | | | | | | | | | | | | | | | | | | |
| 4. 31 Jack Hurley | 63 | | | | | | | | | | | | | | | | | | | | | | | | | | | | | | | |
| 5. 19 Gavin Cross | 51 | | | | | | | | | | | | | | | | | | | | | | | | | | | | | | | |
| <p>Assists</p> <table border="0" style="width: 100%;"> <tr><td>1. 8 Tanner Schobel</td><td style="text-align: right;">71</td></tr> <tr><td>2. 26 Kevin Madden</td><td style="text-align: right;">63</td></tr> <tr><td>3. 4 Fritz Genther</td><td style="text-align: right;">38</td></tr> <tr><td>4. 41 Dayne Leonard</td><td style="text-align: right;">16</td></tr> <tr><td>5. 24 Nick Biddison</td><td style="text-align: right;">12</td></tr> </table> | 1. 8 Tanner Schobel | 71 | 2. 26 Kevin Madden | 63 | 3. 4 Fritz Genther | 38 | 4. 41 Dayne Leonard | 16 | 5. 24 Nick Biddison | 12 | <p>Errors</p> <table border="0" style="width: 100%;"> <tr><td>1. 4 Fritz Genther</td><td style="text-align: right;">7</td></tr> <tr><td>2. 26 Kevin Madden</td><td style="text-align: right;">6</td></tr> <tr><td>3. 8 Tanner Schobel</td><td style="text-align: right;">4</td></tr> <tr><td>4. 3 tied at.....</td><td style="text-align: right;">2</td></tr> </table> | 1. 4 Fritz Genther | 7 | 2. 26 Kevin Madden | 6 | 3. 8 Tanner Schobel | 4 | 4. 3 tied at..... | 2 | <p>Fielding double plays</p> <table border="0" style="width: 100%;"> <tr><td>1. 7 TJ Rumfield</td><td style="text-align: right;">15</td></tr> <tr><td>2. 8 Tanner Schobel</td><td style="text-align: right;">12</td></tr> <tr><td>3. 26 Kevin Madden</td><td style="text-align: right;">6</td></tr> <tr><td>4. 4 Fritz Genther</td><td style="text-align: right;">3</td></tr> <tr><td>19 Gavin Cross</td><td style="text-align: right;">3</td></tr> </table> | 1. 7 TJ Rumfield | 15 | 2. 8 Tanner Schobel | 12 | 3. 26 Kevin Madden | 6 | 4. 4 Fritz Genther | 3 | 19 Gavin Cross | 3 | | |
| 1. 8 Tanner Schobel | 71 | | | | | | | | | | | | | | | | | | | | | | | | | | | | | | | |
| 2. 26 Kevin Madden | 63 | | | | | | | | | | | | | | | | | | | | | | | | | | | | | | | |
| 3. 4 Fritz Genther | 38 | | | | | | | | | | | | | | | | | | | | | | | | | | | | | | | |
| 4. 41 Dayne Leonard | 16 | | | | | | | | | | | | | | | | | | | | | | | | | | | | | | | |
| 5. 24 Nick Biddison | 12 | | | | | | | | | | | | | | | | | | | | | | | | | | | | | | | |
| 1. 4 Fritz Genther | 7 | | | | | | | | | | | | | | | | | | | | | | | | | | | | | | | |
| 2. 26 Kevin Madden | 6 | | | | | | | | | | | | | | | | | | | | | | | | | | | | | | | |
| 3. 8 Tanner Schobel | 4 | | | | | | | | | | | | | | | | | | | | | | | | | | | | | | | |
| 4. 3 tied at..... | 2 | | | | | | | | | | | | | | | | | | | | | | | | | | | | | | | |
| 1. 7 TJ Rumfield | 15 | | | | | | | | | | | | | | | | | | | | | | | | | | | | | | | |
| 2. 8 Tanner Schobel | 12 | | | | | | | | | | | | | | | | | | | | | | | | | | | | | | | |
| 3. 26 Kevin Madden | 6 | | | | | | | | | | | | | | | | | | | | | | | | | | | | | | | |
| 4. 4 Fritz Genther | 3 | | | | | | | | | | | | | | | | | | | | | | | | | | | | | | | |
| 19 Gavin Cross | 3 | | | | | | | | | | | | | | | | | | | | | | | | | | | | | | | |
| <p>Stolen bases against</p> <table border="0" style="width: 100%;"> <tr><td>1. 17 Cade Hunter</td><td style="text-align: right;">12</td></tr> <tr><td>2. 41 Dayne Leonard</td><td style="text-align: right;">7</td></tr> <tr><td>3. 35 Ryan Metz</td><td style="text-align: right;">4</td></tr> <tr><td>4. 22 Ryan Okuda</td><td style="text-align: right;">3</td></tr> <tr><td>34 Anthony Simonelli</td><td style="text-align: right;">3</td></tr> </table> | 1. 17 Cade Hunter | 12 | 2. 41 Dayne Leonard | 7 | 3. 35 Ryan Metz | 4 | 4. 22 Ryan Okuda | 3 | 34 Anthony Simonelli | 3 | <p>Caught stealing by</p> <table border="0" style="width: 100%;"> <tr><td>1. 41 Dayne Leonard</td><td style="text-align: right;">4</td></tr> <tr><td>2. 34 Anthony Simonelli</td><td style="text-align: right;">3</td></tr> <tr><td>30 Peyton Alford</td><td style="text-align: right;">3</td></tr> <tr><td>4. 3 Chris Gerard</td><td style="text-align: right;">2</td></tr> <tr><td>5. 6 tied at.....</td><td style="text-align: right;">1</td></tr> </table> | 1. 41 Dayne Leonard | 4 | 2. 34 Anthony Simonelli | 3 | 30 Peyton Alford | 3 | 4. 3 Chris Gerard | 2 | 5. 6 tied at..... | 1 | <p>Steal attempts against</p> <table border="0" style="width: 100%;"> <tr><td>1. 17 Cade Hunter</td><td style="text-align: right;">13</td></tr> <tr><td>2. 41 Dayne Leonard</td><td style="text-align: right;">11</td></tr> <tr><td>3. 34 Anthony Simonelli</td><td style="text-align: right;">6</td></tr> <tr><td>4. 35 Ryan Metz</td><td style="text-align: right;">5</td></tr> <tr><td>30 Peyton Alford</td><td style="text-align: right;">5</td></tr> </table> | 1. 17 Cade Hunter | 13 | 2. 41 Dayne Leonard | 11 | 3. 34 Anthony Simonelli | 6 | 4. 35 Ryan Metz | 5 | 30 Peyton Alford | 5 |
| 1. 17 Cade Hunter | 12 | | | | | | | | | | | | | | | | | | | | | | | | | | | | | | | |
| 2. 41 Dayne Leonard | 7 | | | | | | | | | | | | | | | | | | | | | | | | | | | | | | | |
| 3. 35 Ryan Metz | 4 | | | | | | | | | | | | | | | | | | | | | | | | | | | | | | | |
| 4. 22 Ryan Okuda | 3 | | | | | | | | | | | | | | | | | | | | | | | | | | | | | | | |
| 34 Anthony Simonelli | 3 | | | | | | | | | | | | | | | | | | | | | | | | | | | | | | | |
| 1. 41 Dayne Leonard | 4 | | | | | | | | | | | | | | | | | | | | | | | | | | | | | | | |
| 2. 34 Anthony Simonelli | 3 | | | | | | | | | | | | | | | | | | | | | | | | | | | | | | | |
| 30 Peyton Alford | 3 | | | | | | | | | | | | | | | | | | | | | | | | | | | | | | | |
| 4. 3 Chris Gerard | 2 | | | | | | | | | | | | | | | | | | | | | | | | | | | | | | | |
| 5. 6 tied at..... | 1 | | | | | | | | | | | | | | | | | | | | | | | | | | | | | | | |
| 1. 17 Cade Hunter | 13 | | | | | | | | | | | | | | | | | | | | | | | | | | | | | | | |
| 2. 41 Dayne Leonard | 11 | | | | | | | | | | | | | | | | | | | | | | | | | | | | | | | |
| 3. 34 Anthony Simonelli | 6 | | | | | | | | | | | | | | | | | | | | | | | | | | | | | | | |
| 4. 35 Ryan Metz | 5 | | | | | | | | | | | | | | | | | | | | | | | | | | | | | | | |
| 30 Peyton Alford | 5 | | | | | | | | | | | | | | | | | | | | | | | | | | | | | | | |
| <p>Passed balls</p> <table border="0" style="width: 100%;"> <tr><td>1. 41 Dayne Leonard</td><td style="text-align: right;">4</td></tr> <tr><td>2. 5 Gehrig Ebel</td><td style="text-align: right;">2</td></tr> <tr><td>17 Cade Hunter</td><td style="text-align: right;">2</td></tr> </table> | 1. 41 Dayne Leonard | 4 | 2. 5 Gehrig Ebel | 2 | 17 Cade Hunter | 2 | <p>Catchers interference</p> <table border="0" style="width: 100%;"> <tr><td>1. 17 Cade Hunter</td><td style="text-align: right;">1</td></tr> </table> | 1. 17 Cade Hunter | 1 | | | | | | | | | | | | | | | | | | | | | | | |
| 1. 41 Dayne Leonard | 4 | | | | | | | | | | | | | | | | | | | | | | | | | | | | | | | |
| 2. 5 Gehrig Ebel | 2 | | | | | | | | | | | | | | | | | | | | | | | | | | | | | | | |
| 17 Cade Hunter | 2 | | | | | | | | | | | | | | | | | | | | | | | | | | | | | | | |
| 1. 17 Cade Hunter | 1 | | | | | | | | | | | | | | | | | | | | | | | | | | | | | | | |

GAME HIGHS



2021 VT Baseball
Season Game Highs for Virginia Tech (as of Apr 20, 2021)
(All games)

TEAM GAME HIGHS

Batting

| | | | |
|------------------|----|---|----------------------------------|
| At bats: | 43 | - | at Clemson (Mar 20, 2021) |
| | 43 | - | at ETSU (Apr 06, 2021) |
| Runs scored: | 22 | - | vs Radford (Feb 23, 2021) |
| Hits: | 16 | - | vs Radford (Feb 23, 2021) |
| RBIs: | 18 | - | vs Radford (Feb 23, 2021) |
| Doubles: | 6 | - | vs Georgia Tech (Apr 16, 2021) |
| Triples: | 1 | - | (7 times) |
| Home runs: | 6 | - | at Wake Forest (Apr 10, 2021) |
| Total bases: | 35 | - | at Wake Forest (Apr 10, 2021) |
| Walks: | 8 | - | vs VCU (Mar 09, 2021) |
| | 8 | - | at Clemson (Mar 20, 2021) |
| Strikeouts: | 15 | - | vs Boston College (Apr 02, 2021) |
| Sac hits: | 1 | - | (4 times) |
| Sac flies: | 3 | - | vs Radford (Feb 23, 2021) |
| Stolen bases: | 6 | - | at Clemson (Mar 20, 2021) |
| Hit by pitch: | 6 | - | vs Radford (Feb 23, 2021) |
| Caught stealing: | 4 | - | vs UNCG (Mar 16, 2021) |
| Runners LOB: | 15 | - | vs VCU (Mar 09, 2021) |
| | 15 | - | at Clemson (Mar 20, 2021) |
| Hit into DP: | 4 | - | vs Boston College (Apr 03, 2021) |

Fielding

| | | | |
|---------------|----|---|----------------------------------|
| Putouts: | 27 | - | (29 times) |
| Assists: | 15 | - | at Miami (FL) (Feb 26, 2021) |
| | 15 | - | vs Georgia Tech (Apr 16, 2021) |
| Errors: | 3 | - | vs North Carolina (Mar 07, 2021) |
| | 3 | - | vs Florida State (Mar 14, 2021) |
| | 3 | - | vs Boston College (Apr 02, 2021) |
| Passed balls: | 2 | - | vs VCU (Mar 10, 2021) |
| | 2 | - | vs Georgia Tech (Apr 16, 2021) |
| DPs turned: | 2 | - | vs Radford (Feb 23, 2021) |
| | 2 | - | vs Boston College (Apr 03, 2021) |

Pitching

| | | | |
|------------------|-----|---|----------------------------------|
| Innings pitched: | 9.0 | - | (29 times) |
| Runs allowed: | 15 | - | vs Georgia Tech (Apr 16, 2021) |
| Earned runs: | 14 | - | vs Georgia Tech (Apr 16, 2021) |
| Walks allowed: | 9 | - | vs Georgia Tech (Apr 16, 2021) |
| Strikeouts: | 21 | - | vs North Carolina (Mar 05, 2021) |
| Hits allowed: | 18 | - | vs Florida State (Mar 14, 2021) |
| Doubles allowed: | 5 | - | vs Georgia Tech (Apr 18, 2021) |
| Triples allowed: | 1 | - | vs Radford (Feb 23, 2021) |
| | 1 | - | vs VCU (Mar 10, 2021) |
| | 1 | - | at Clemson (Mar 19, 2021) |
| Homers allowed: | 5 | - | at Wake Forest (Apr 11, 2021) |
| Wild pitches: | 7 | - | vs UNCG (Mar 16, 2021) |
| Hit batters: | 3 | - | vs Kent State (Feb 21, 2021) |
| | 3 | - | vs North Carolina (Mar 07, 2021) |

SUMMARY



2021 VT Baseball
Games Summary for Virginia Tech (as of Apr 20, 2021)
(All games)



| Score by innings | 1 | 2 | 3 | 4 | 5 | 6 | 7 | 8 | 9 | Total |
|------------------|----|----|----|----|----|----|----|----|----|-------|
| Virginia Tech | 16 | 27 | 24 | 13 | 41 | 35 | 29 | 29 | 20 | 234 |
| Opponents | 27 | 23 | 14 | 20 | 16 | 24 | 27 | 15 | 16 | 182 |

Record when ...

| | | | |
|----------------------|-------|----------------------|------|
| Overall | 21-12 | After 6 leading | 16-2 |
| Conference | 15-9 | trailing | 2-8 |
| Non-Conference | 6-3 | tied | 3-2 |
| Home games | 11-8 | After 7 leading | 17-1 |
| Away games | 10-4 | trailing | 1-10 |
| Neutral site | 0-0 | tied | 3-1 |
| Day games | 19-9 | After 8 leading | 19-0 |
| Night games | 2-3 | trailing | 1-12 |
| vs Left starter | 4-3 | tied | 1-0 |
| vs Right starter | 17-9 | | |
| 1-Run games | 4-0 | Hit 0 home runs | 3-6 |
| 2-Run games | 4-2 | ... 1 home run | 8-3 |
| 5+Run games | 7-5 | ... 2+ home runs | 10-3 |
| Extra innings | 0-0 | | |
| Shutouts | 2-1 | Opponent 0 home runs | 12-2 |
| | | 1 home run | 7-5 |
| Scoring 0-2 runs | 0-5 | 2+ HRs | 2-5 |
| 3-5 runs | 5-3 | | |
| 6-9 runs | 9-3 | Made 0 errors | 13-3 |
| 10+ runs | 7-1 | 1 error | 4-3 |
| | | 2+ errors | 4-6 |
| Opponent 0-2 runs | 6-0 | | |
| 3-5 runs | 11-2 | Opp. made 0 errors | 8-2 |
| 6-9 runs | 4-6 | 1 error | 3-7 |
| 10+ runs | 0-4 | 2+ errors | 10-3 |
| Scored in 1st inning | 9-3 | Out-hit opponent | 15-2 |
| Opp. scored in 1st | 10-5 | Out-hit by opponent | 4-9 |
| Scores first | 12-4 | Hits are tied | 2-1 |
| Opp. scores first | 9-8 | | |

Record when team scores:

| | | | | | | | | | | | |
|------|-----|-----|-----|-----|-----|-----|-----|-----|-----|-----|-----|
| Runs | 0 | 1 | 2 | 3 | 4 | 5 | 6 | 7 | 8 | 9 | 10+ |
| W-L | 0-1 | 0-0 | 0-4 | 1-1 | 1-2 | 3-0 | 2-1 | 2-2 | 3-0 | 2-0 | 7-1 |

Record when opponent scores:

| | | | | | | | | | | | |
|------|-----|-----|-----|-----|-----|-----|-----|-----|-----|-----|-----|
| Runs | 0 | 1 | 2 | 3 | 4 | 5 | 6 | 7 | 8 | 9 | 10+ |
| W-L | 2-0 | 2-0 | 2-0 | 3-1 | 5-1 | 3-0 | 2-1 | 0-2 | 0-2 | 2-1 | 0-4 |

Record when leading after:

| | | | | | | | | |
|------|-----|------|------|------|------|------|------|------|
| Inn. | 1 | 2 | 3 | 4 | 5 | 6 | 7 | 8 |
| W-L | 6-2 | 10-2 | 12-3 | 11-3 | 14-3 | 16-2 | 17-1 | 19-0 |

Record when trailing after:

| | | | | | | | | |
|------|-----|-----|-----|-----|-----|-----|------|------|
| Inn. | 1 | 2 | 3 | 4 | 5 | 6 | 7 | 8 |
| W-L | 7-5 | 5-7 | 5-6 | 5-6 | 4-6 | 2-8 | 1-10 | 1-12 |

Record when tied after:

| | | | | | | | | |
|------|-----|-----|-----|-----|-----|-----|-----|-----|
| Inn. | 1 | 2 | 3 | 4 | 5 | 6 | 7 | 8 |
| W-L | 8-5 | 6-3 | 4-3 | 5-3 | 3-3 | 3-2 | 3-1 | 1-0 |

Current winning streak: 1
Longest winning streak: 6
Longest losing streak: 3

Home attendance : 14165 (19 dates avg = 745)
Away attendance : 8951 (14 dates avg = 639)
Total attendance: 23116 (33 dates avg = 700)

PLAYER STATS

#34 Anthony Simonelli - 3 games (All games)

| Date | Opponent | Pos | AB | R | H | RBI | 2B | 3B | HR | BB | SB | CS | HBP | SAC | SF | GDP | K | PO | A | E | Avg |
|--------|----------------|-----|----|---|---|-----|----|----|----|----|----|----|-----|-----|----|-----|---|----|---|---|------|
| Apr 02 | BOSTON COLLEGE | *p | 0 | 0 | 0 | 0 | 0 | 0 | 0 | 0 | 0 | 0 | 0 | 0 | 0 | 0 | 0 | 1 | 2 | 0 | .000 |
| Apr 10 | at Wake Forest | *p | 0 | 0 | 0 | 0 | 0 | 0 | 0 | 0 | 0 | 0 | 0 | 0 | 0 | 0 | 0 | 1 | 1 | 0 | .000 |
| Apr 17 | GEORGIA TECH | *p | 0 | 0 | 0 | 0 | 0 | 0 | 0 | 0 | 0 | 0 | 0 | 0 | 0 | 0 | 0 | 1 | 0 | 0 | .000 |
| Totals | | 3gs | 0 | 0 | 0 | 0 | 0 | 0 | 0 | 0 | 0 | 0 | 0 | 0 | 0 | 0 | 0 | 3 | 3 | 0 | .000 |

On base pct. .000 • Slugging pct. .000

#34 Anthony Simonelli - 7 appearances (All games)

| Date | Opponent | GS | IP | H | R | ER | BB | SO | 2B | 3B | HR | WP | BK | HBP | IBB | Score | W-L | Sv | ERA | NP |
|--------|----------------|----|------|----|----|----|----|----|----|----|----|----|----|-----|-----|-------|-----|----|------|-----|
| Feb 21 | KENT STATE-2 | * | 5.1 | 3 | 1 | 1 | 0 | 4 | 0 | 0 | 0 | 0 | 0 | 2 | 0 | 9-2 | 1-0 | 0 | 1.69 | 85 |
| Feb 28 | at Miami (FL) | * | 4.2 | 4 | 4 | 2 | 5 | 4 | 0 | 0 | 1 | 0 | 0 | 0 | 1 | 9-6 | 1-0 | 0 | 2.70 | 94 |
| Mar 07 | NORTH CAROLINA | * | 4.0 | 6 | 5 | 5 | 2 | 6 | 2 | 0 | 0 | 0 | 0 | 1 | 0 | 6-9 | 1-0 | 0 | 5.14 | 79 |
| Mar 27 | at Pitt | * | 5.0 | 3 | 1 | 1 | 1 | 7 | 0 | 0 | 0 | 0 | 0 | 0 | 0 | 8-4 | 2-0 | 0 | 4.26 | 88 |
| Apr 02 | BOSTON COLLEGE | * | 5.0 | 4 | 4 | 3 | 2 | 6 | 0 | 0 | 1 | 0 | 0 | 0 | 0 | 6-5 | 2-0 | 0 | 4.50 | 91 |
| Apr 10 | at Wake Forest | * | 6.1 | 1 | 2 | 2 | 4 | 7 | 1 | 0 | 0 | 0 | 0 | 0 | 0 | 16-4 | 3-0 | 0 | 4.15 | 106 |
| Apr 17 | GEORGIA TECH | * | 6.0 | 2 | 0 | 0 | 2 | 6 | 0 | 0 | 0 | 0 | 0 | 0 | 0 | 7-0 | 4-0 | 0 | 3.47 | 107 |
| Totals | | 7 | 36.1 | 23 | 17 | 14 | 16 | 40 | 3 | 0 | 2 | 0 | 0 | 3 | 1 | 61-30 | 4-0 | 0 | 3.47 | - |

#9 Brennan Reback - 9 games (All games)

| Date | Opponent | Pos | AB | R | H | RBI | 2B | 3B | HR | BB | SB | CS | HBP | SAC | SF | GDP | K | PO | A | E | Avg |
|--------|----------------|-------|----|---|---|-----|----|----|----|----|----|----|-----|-----|----|-----|---|----|---|---|------|
| Feb 21 | KENT STATE-1 | *of | 3 | 1 | 0 | 0 | 0 | 0 | 0 | 1 | 1 | 0 | 0 | 0 | 0 | 0 | 1 | 2 | 0 | 0 | .000 |
| Feb 21 | KENT STATE-2 | of | 0 | 0 | 0 | 0 | 0 | 0 | 0 | 0 | 0 | 0 | 0 | 0 | 0 | 0 | 0 | 0 | 0 | 0 | .000 |
| Feb 23 | RADFORD | ph/of | 0 | 2 | 0 | 0 | 0 | 0 | 0 | 1 | 0 | 0 | 1 | 0 | 0 | 0 | 0 | 2 | 0 | 0 | .000 |
| Feb 26 | at Miami (FL) | *of | 3 | 0 | 0 | 0 | 0 | 0 | 0 | 0 | 0 | 0 | 0 | 0 | 0 | 0 | 3 | 0 | 0 | 0 | .000 |
| Feb 28 | at Miami (FL) | of | 0 | 0 | 0 | 0 | 0 | 0 | 0 | 0 | 0 | 0 | 0 | 0 | 0 | 0 | 0 | 0 | 0 | 0 | .000 |
| Mar 05 | NORTH CAROLINA | of | 0 | 0 | 0 | 0 | 0 | 0 | 0 | 0 | 0 | 0 | 0 | 0 | 0 | 0 | 0 | 0 | 0 | 0 | .000 |
| Mar 07 | NORTH CAROLINA | of | 0 | 0 | 0 | 0 | 0 | 0 | 0 | 0 | 0 | 0 | 0 | 0 | 0 | 0 | 0 | 0 | 0 | 0 | .000 |
| Mar 09 | VCU | pr | 0 | 0 | 0 | 0 | 0 | 0 | 0 | 0 | 0 | 0 | 0 | 0 | 0 | 0 | 0 | 0 | 0 | 0 | .000 |
| Mar 10 | VCU | *of | 0 | 0 | 0 | 0 | 0 | 0 | 0 | 0 | 0 | 0 | 0 | 0 | 0 | 0 | 0 | 1 | 0 | 0 | .000 |
| Totals | | 3gs | 6 | 3 | 0 | 0 | 0 | 0 | 0 | 2 | 1 | 0 | 1 | 0 | 0 | 0 | 4 | 5 | 0 | 0 | .000 |

On base pct. .333 • Slugging pct. .000

#3 Chris Gerard - 5 games (All games)

| Date | Opponent | Pos | AB | R | H | RBI | 2B | 3B | HR | BB | SB | CS | HBP | SAC | SF | GDP | K | PO | A | E | Avg |
|--------|----------------|-----|----|---|---|-----|----|----|----|----|----|----|-----|-----|----|-----|---|----|---|---|------|
| Feb 27 | at Miami (FL) | *p | 0 | 0 | 0 | 0 | 0 | 0 | 0 | 0 | 0 | 0 | 0 | 0 | 0 | 0 | 0 | 0 | 1 | 0 | .000 |
| Mar 06 | NORTH CAROLINA | *p | 0 | 0 | 0 | 0 | 0 | 0 | 0 | 0 | 0 | 0 | 0 | 0 | 0 | 0 | 0 | 0 | 2 | 0 | .000 |
| Mar 13 | FLORIDA STATE | *p | 0 | 0 | 0 | 0 | 0 | 0 | 0 | 0 | 0 | 0 | 0 | 0 | 0 | 0 | 0 | 0 | 2 | 0 | .000 |
| Mar 20 | at Clemson | *p | 0 | 0 | 0 | 0 | 0 | 0 | 0 | 0 | 0 | 0 | 0 | 0 | 0 | 0 | 0 | 0 | 1 | 0 | .000 |
| Apr 11 | at Wake Forest | *p | 0 | 0 | 0 | 0 | 0 | 0 | 0 | 0 | 0 | 0 | 0 | 0 | 0 | 0 | 0 | 0 | 1 | 0 | .000 |
| Totals | | 5gs | 0 | 0 | 0 | 0 | 0 | 0 | 0 | 0 | 0 | 0 | 0 | 0 | 0 | 0 | 0 | 0 | 7 | 0 | .000 |

On base pct. .000 • Slugging pct. .000

#3 Chris Gerard - 6 appearances (All games)

| Date | Opponent | GS | IP | H | R | ER | BB | SO | 2B | 3B | HR | WP | BK | HBP | IBB | Score | W-L | Sv | ERA | NP |
|--------|----------------|----|------|----|----|----|----|----|----|----|----|----|----|-----|-----|-------|-----|----|------|-----|
| Feb 21 | KENT STATE-1 | * | 6.0 | 4 | 1 | 1 | 2 | 7 | 3 | 0 | 0 | 1 | 0 | 0 | 0 | 3-1 | 1-0 | 0 | 1.50 | 85 |
| Feb 27 | at Miami (FL) | * | 6.0 | 6 | 3 | 3 | 2 | 4 | 0 | 0 | 0 | 2 | 0 | 1 | 0 | 0-3 | 1-1 | 0 | 3.00 | 97 |
| Mar 06 | NORTH CAROLINA | * | 5.0 | 8 | 3 | 3 | 2 | 8 | 0 | 0 | 1 | 1 | 0 | 1 | 0 | 6-4 | 1-1 | 0 | 3.71 | 102 |
| Mar 13 | FLORIDA STATE | * | 7.0 | 2 | 0 | 0 | 2 | 8 | 0 | 0 | 0 | 0 | 0 | 1 | 0 | 5-0 | 2-1 | 0 | 2.62 | 112 |
| Mar 20 | at Clemson | * | 3.0 | 0 | 0 | 0 | 1 | 2 | 0 | 0 | 0 | 0 | 0 | 1 | 0 | 11-3 | 2-1 | 0 | 2.33 | - |
| Apr 11 | at Wake Forest | * | 4.2 | 8 | 5 | 5 | 1 | 5 | 1 | 0 | 3 | 0 | 0 | 1 | 0 | 10-9 | 2-1 | 0 | 3.41 | 77 |
| Totals | | 6 | 31.2 | 28 | 12 | 12 | 10 | 34 | 4 | 0 | 4 | 4 | 0 | 5 | 0 | 35-20 | 2-1 | 0 | 3.41 | - |

PLAYER STATS

#17 Cade Hunter - 14 games (All games)

| Date | Opponent | Pos | AB | R | H | RBI | 2B | 3B | HR | BB | SB | CS | HBP | SAC | SF | GDP | K | PO | A | E | Avg |
|--------|----------------|------|----|---|---|-----|----|----|----|----|----|----|-----|-----|----|-----|----|-----|---|---|------|
| Feb 21 | KENT STATE-1 | *c | 3 | 0 | 0 | 0 | 0 | 0 | 0 | 0 | 0 | 0 | 0 | 0 | 0 | 0 | 2 | 9 | 1 | 0 | .000 |
| Feb 23 | RADFORD | *c | 3 | 1 | 1 | 3 | 0 | 0 | 1 | 0 | 0 | 0 | 1 | 0 | 0 | 0 | 0 | 10 | 0 | 0 | .167 |
| Feb 26 | at Miami (FL) | *c | 4 | 1 | 1 | 2 | 0 | 0 | 1 | 0 | 0 | 0 | 0 | 0 | 0 | 0 | 2 | 11 | 1 | 0 | .200 |
| Feb 27 | at Miami (FL) | *c | 3 | 0 | 0 | 0 | 0 | 0 | 0 | 0 | 0 | 0 | 0 | 0 | 0 | 0 | 1 | 7 | 0 | 0 | .154 |
| Feb 28 | at Miami (FL) | ph/c | 2 | 0 | 0 | 0 | 0 | 0 | 0 | 0 | 0 | 0 | 1 | 0 | 0 | 0 | 0 | 4 | 0 | 0 | .133 |
| Mar 05 | NORTH CAROLINA | *c | 4 | 1 | 2 | 2 | 0 | 0 | 1 | 0 | 0 | 0 | 0 | 0 | 0 | 0 | 1 | 21 | 0 | 0 | .211 |
| Mar 06 | NORTH CAROLINA | *c | 3 | 0 | 0 | 1 | 0 | 0 | 0 | 0 | 0 | 0 | 0 | 0 | 1 | 0 | 0 | 14 | 1 | 0 | .182 |
| Mar 09 | VCU | *c | 4 | 1 | 2 | 1 | 0 | 0 | 0 | 1 | 0 | 0 | 0 | 0 | 0 | 0 | 1 | 13 | 1 | 1 | .231 |
| Mar 10 | VCU | c | 2 | 0 | 1 | 0 | 0 | 0 | 0 | 0 | 0 | 0 | 0 | 0 | 0 | 0 | 0 | 7 | 1 | 0 | .250 |
| Mar 12 | FLORIDA STATE | *c | 4 | 0 | 1 | 0 | 0 | 0 | 0 | 0 | 0 | 0 | 0 | 0 | 0 | 0 | 3 | 14 | 1 | 0 | .250 |
| Mar 13 | FLORIDA STATE | *c | 3 | 0 | 0 | 0 | 0 | 0 | 0 | 0 | 0 | 0 | 1 | 0 | 0 | 0 | 2 | 10 | 0 | 0 | .229 |
| Mar 14 | FLORIDA STATE | *c | 2 | 1 | 0 | 0 | 0 | 0 | 0 | 1 | 0 | 0 | 0 | 0 | 0 | 0 | 0 | 7 | 0 | 0 | .216 |
| Mar 16 | UNCG | *c | 3 | 0 | 0 | 0 | 0 | 0 | 0 | 1 | 0 | 0 | 0 | 0 | 0 | 1 | 1 | 9 | 1 | 0 | .200 |
| Mar 19 | at Clemson | *c | 2 | 0 | 0 | 0 | 0 | 0 | 0 | 0 | 0 | 0 | 0 | 0 | 0 | 0 | 2 | 8 | 1 | 0 | .190 |
| Totals | | 12gs | 42 | 5 | 8 | 9 | 0 | 0 | 3 | 3 | 0 | 0 | 3 | 0 | 1 | 1 | 15 | 144 | 8 | 1 | .190 |

On base pct. .286 • Slugging pct. .405

#29 Carson Jones - 21 games (All games)

| Date | Opponent | Pos | AB | R | H | RBI | 2B | 3B | HR | BB | SB | CS | HBP | SAC | SF | GDP | K | PO | A | E | Avg |
|--------|----------------|--------|----|---|----|-----|----|----|----|----|----|----|-----|-----|----|-----|----|----|---|---|-------|
| Feb 21 | KENT STATE-2 | ph | 1 | 0 | 1 | 1 | 0 | 0 | 0 | 0 | 0 | 0 | 0 | 0 | 0 | 0 | 0 | 0 | 0 | 0 | 1.000 |
| Feb 23 | RADFORD | pr/dh | 2 | 2 | 2 | 1 | 1 | 0 | 0 | 1 | 0 | 0 | 0 | 0 | 0 | 0 | 0 | 0 | 0 | 0 | 1.000 |
| Mar 10 | VCU | of | 1 | 0 | 0 | 0 | 0 | 0 | 0 | 0 | 0 | 0 | 0 | 0 | 0 | 0 | 1 | 2 | 0 | 0 | .750 |
| Mar 12 | FLORIDA STATE | ph | 1 | 0 | 0 | 0 | 0 | 0 | 0 | 0 | 0 | 0 | 0 | 0 | 0 | 0 | 0 | 0 | 0 | 0 | .600 |
| Mar 13 | FLORIDA STATE | ph/of | 1 | 0 | 0 | 1 | 0 | 0 | 0 | 0 | 0 | 0 | 0 | 0 | 1 | 1 | 0 | 0 | 0 | 0 | .500 |
| Mar 14 | FLORIDA STATE | *of | 3 | 1 | 2 | 0 | 2 | 0 | 0 | 1 | 0 | 0 | 0 | 0 | 0 | 0 | 0 | 1 | 0 | 0 | .556 |
| Mar 16 | UNCG | *of | 4 | 0 | 0 | 0 | 0 | 0 | 0 | 0 | 0 | 0 | 0 | 0 | 0 | 0 | 0 | 1 | 0 | 0 | .385 |
| Mar 19 | at Clemson | *of | 5 | 1 | 1 | 0 | 0 | 0 | 0 | 0 | 0 | 0 | 0 | 0 | 0 | 0 | 2 | 0 | 0 | 0 | .333 |
| Mar 20 | at Clemson | *of/of | 5 | 1 | 1 | 0 | 0 | 0 | 0 | 1 | 2 | 0 | 0 | 0 | 0 | 0 | 3 | 3 | 0 | 0 | .304 |
| Mar 21 | at Clemson | *of | 3 | 0 | 0 | 0 | 0 | 0 | 0 | 0 | 0 | 0 | 0 | 0 | 0 | 0 | 1 | 0 | 0 | 0 | .269 |
| Mar 26 | at Pitt | of | 1 | 0 | 0 | 0 | 0 | 0 | 0 | 0 | 0 | 0 | 0 | 0 | 0 | 0 | 1 | 1 | 0 | 0 | .259 |
| Mar 27 | at Pitt | *of | 3 | 0 | 1 | 2 | 0 | 0 | 0 | 1 | 0 | 0 | 0 | 0 | 1 | 0 | 0 | 0 | 0 | 0 | .267 |
| Mar 28 | at Pitt | *of | 5 | 1 | 1 | 1 | 0 | 0 | 1 | 0 | 0 | 0 | 0 | 0 | 0 | 0 | 2 | 1 | 0 | 0 | .257 |
| Apr 01 | BOSTON COLLEGE | *of | 2 | 0 | 0 | 1 | 0 | 0 | 0 | 0 | 0 | 0 | 0 | 0 | 1 | 0 | 0 | 1 | 0 | 0 | .243 |
| Apr 02 | BOSTON COLLEGE | *of | 4 | 1 | 1 | 0 | 0 | 0 | 0 | 0 | 0 | 0 | 0 | 0 | 0 | 0 | 2 | 1 | 0 | 1 | .244 |
| Apr 03 | BOSTON COLLEGE | pr/of | 0 | 0 | 0 | 0 | 0 | 0 | 0 | 0 | 0 | 0 | 0 | 0 | 0 | 0 | 0 | 0 | 0 | 0 | .244 |
| Apr 06 | at ETSU | ph/of | 1 | 0 | 0 | 0 | 0 | 0 | 0 | 0 | 0 | 0 | 0 | 0 | 0 | 0 | 1 | 3 | 0 | 0 | .238 |
| Apr 09 | at Wake Forest | pr/of | 0 | 1 | 0 | 0 | 0 | 0 | 0 | 0 | 0 | 0 | 0 | 0 | 0 | 0 | 0 | 0 | 0 | 0 | .238 |
| Apr 10 | at Wake Forest | pr/of | 1 | 0 | 0 | 0 | 0 | 0 | 0 | 0 | 0 | 0 | 0 | 0 | 0 | 0 | 1 | 0 | 0 | 0 | .233 |
| Apr 11 | at Wake Forest | of | 0 | 0 | 0 | 0 | 0 | 0 | 0 | 0 | 0 | 0 | 0 | 0 | 0 | 0 | 0 | 1 | 0 | 0 | .233 |
| Apr 13 | at Liberty | *of | 2 | 0 | 0 | 0 | 0 | 0 | 0 | 0 | 0 | 0 | 0 | 0 | 0 | 1 | 0 | 1 | 0 | 0 | .222 |
| Totals | | 10gs | 45 | 8 | 10 | 7 | 3 | 0 | 1 | 4 | 2 | 0 | 0 | 0 | 3 | 2 | 14 | 16 | 0 | 1 | .222 |

On base pct. .269 • Slugging pct. .356

PLAYER STATS

#11 Cade Swisher - 26 games (All games)

| Date | Opponent | Pos | AB | R | H | RBI | 2B | 3B | HR | BB | SB | CS | HBP | SAC | SF | GDP | K | PO | A | E | Avg |
|--------|----------------|-------|------|----|----|-----|----|----|----|----|----|----|-----|-----|----|-----|---|----|---|---|------|
| Feb 21 | KENT STATE-1 | *dh | 1 | 1 | 0 | 1 | 0 | 0 | 0 | 3 | 0 | 0 | 0 | 0 | 0 | 0 | 0 | 0 | 0 | 0 | .000 |
| Feb 21 | KENT STATE-2 | *dh | 2 | 0 | 0 | 2 | 0 | 0 | 0 | 1 | 0 | 0 | 0 | 0 | 1 | 0 | 0 | 0 | 0 | 0 | .000 |
| Feb 23 | RADFORD | *dh | 2 | 0 | 0 | 0 | 0 | 0 | 0 | 0 | 0 | 0 | 0 | 0 | 0 | 0 | 1 | 0 | 0 | 0 | .000 |
| Mar 07 | NORTH CAROLINA | ph/dh | 3 | 0 | 0 | 0 | 0 | 0 | 0 | 0 | 0 | 0 | 0 | 0 | 0 | 0 | 2 | 0 | 0 | 0 | .000 |
| Mar 09 | VCU | *dh | 4 | 1 | 2 | 2 | 1 | 0 | 0 | 1 | 0 | 0 | 0 | 0 | 0 | 0 | 2 | 0 | 0 | 0 | .167 |
| Mar 10 | VCU | *dh | 1 | 0 | 0 | 0 | 0 | 0 | 0 | 1 | 0 | 0 | 0 | 0 | 0 | 0 | 0 | 0 | 0 | 0 | .154 |
| Mar 12 | FLORIDA STATE | *dh | 3 | 0 | 0 | 0 | 0 | 0 | 0 | 0 | 0 | 0 | 0 | 0 | 0 | 0 | 1 | 0 | 0 | 0 | .125 |
| Mar 14 | FLORIDA STATE | ph/of | 2 | 0 | 2 | 0 | 1 | 0 | 0 | 0 | 0 | 0 | 0 | 0 | 0 | 0 | 0 | 0 | 0 | 0 | .222 |
| Mar 16 | UNCG | *dh | 3 | 0 | 2 | 1 | 1 | 0 | 0 | 1 | 0 | 1 | 0 | 0 | 0 | 0 | 1 | 0 | 0 | 0 | .286 |
| Mar 19 | at Clemson | *dh | 4 | 0 | 1 | 0 | 0 | 0 | 0 | 0 | 0 | 0 | 0 | 0 | 0 | 0 | 3 | 0 | 0 | 0 | .280 |
| Mar 20 | at Clemson | *of | 3 | 2 | 1 | 1 | 0 | 0 | 1 | 2 | 1 | 0 | 0 | 0 | 0 | 0 | 0 | 0 | 0 | 0 | .286 |
| Mar 21 | at Clemson | *of | 4 | 0 | 1 | 0 | 0 | 0 | 0 | 0 | 0 | 1 | 0 | 0 | 0 | 0 | 2 | 1 | 0 | 0 | .281 |
| Mar 26 | at Pitt | *dh | 4 | 0 | 0 | 0 | 0 | 0 | 0 | 0 | 0 | 0 | 1 | 0 | 0 | 0 | 2 | 0 | 0 | 0 | .250 |
| Mar 27 | at Pitt | *dh | 4 | 1 | 1 | 0 | 1 | 0 | 0 | 1 | 1 | 0 | 0 | 0 | 0 | 0 | 1 | 0 | 0 | 0 | .250 |
| Mar 28 | at Pitt | *dh | 4 | 1 | 1 | 0 | 0 | 0 | 0 | 1 | 0 | 0 | 0 | 0 | 0 | 0 | 2 | 0 | 0 | 0 | .250 |
| Apr 01 | BOSTON COLLEGE | *dh | 3 | 0 | 0 | 0 | 0 | 0 | 0 | 0 | 0 | 0 | 0 | 0 | 0 | 0 | 2 | 0 | 0 | 0 | .234 |
| Apr 03 | BOSTON COLLEGE | *dh | 3 | 0 | 0 | 0 | 0 | 0 | 0 | 1 | 0 | 0 | 0 | 0 | 0 | 0 | 1 | 0 | 0 | 0 | .220 |
| Apr 06 | at ETSU | ph | 1 | 1 | 1 | 0 | 1 | 0 | 0 | 0 | 0 | 0 | 0 | 0 | 0 | 0 | 0 | 0 | 0 | 0 | .235 |
| Apr 09 | at Wake Forest | *dh | 3 | 0 | 1 | 1 | 0 | 0 | 0 | 0 | 0 | 1 | 0 | 0 | 0 | 0 | 0 | 0 | 0 | 0 | .241 |
| Apr 10 | at Wake Forest | *dh | 4 | 1 | 1 | 1 | 0 | 0 | 0 | 0 | 0 | 0 | 0 | 0 | 0 | 0 | 0 | 0 | 0 | 0 | .241 |
| Apr 11 | at Wake Forest | *dh | 3 | 1 | 0 | 0 | 0 | 0 | 0 | 1 | 0 | 0 | 0 | 0 | 0 | 0 | 0 | 0 | 0 | 0 | .230 |
| Apr 13 | at Liberty | of | 2 | 0 | 0 | 1 | 0 | 0 | 0 | 0 | 0 | 0 | 0 | 0 | 0 | 0 | 1 | 1 | 0 | 0 | .222 |
| Apr 16 | GEORGIA TECH | *dh | 4 | 0 | 1 | 1 | 0 | 0 | 0 | 0 | 0 | 0 | 0 | 0 | 0 | 1 | 0 | 0 | 0 | 0 | .224 |
| Apr 17 | GEORGIA TECH | *dh | 3 | 1 | 3 | 4 | 0 | 0 | 1 | 1 | 0 | 0 | 0 | 0 | 0 | 0 | 0 | 0 | 0 | 0 | .257 |
| Apr 18 | GEORGIA TECH | *dh | 3 | 0 | 0 | 0 | 0 | 0 | 0 | 0 | 0 | 0 | 1 | 0 | 0 | 0 | 2 | 0 | 0 | 0 | .247 |
| Apr 20 | VMI | *dh | 2 | 1 | 1 | 0 | 0 | 0 | 0 | 0 | 0 | 0 | 2 | 0 | 0 | 0 | 0 | 0 | 0 | 0 | .253 |
| Totals | | | 22gs | 75 | 11 | 19 | 15 | 5 | 0 | 2 | 14 | 2 | 3 | 4 | 0 | 1 | 1 | 23 | 2 | 0 | .253 |

On base pct. .394 • Slugging pct. .400

#45 Christian Worley - 3 appearances (All games)

| Date | Opponent | GS | IP | H | R | ER | BB | SO | 2B | 3B | HR | WP | BK | HBP | IBB | Score | W-L | Sv | ERA | NP |
|--------|--------------|----|-----|---|---|----|----|----|----|----|----|----|----|-----|-----|-------|-----|----|------|----|
| Mar 16 | UNCG | | 0.2 | 0 | 0 | 0 | 0 | 2 | 0 | 0 | 0 | 0 | 0 | 0 | 0 | 2-7 | 0-0 | 0 | 0.00 | 6 |
| Apr 06 | at ETSU | | 1.0 | 1 | 0 | 0 | 1 | 1 | 0 | 0 | 0 | 0 | 0 | 0 | 0 | 15-5 | 0-0 | 0 | 0.00 | 22 |
| Apr 18 | GEORGIA TECH | | 0.2 | 1 | 0 | 0 | 0 | 0 | 0 | 0 | 0 | 1 | 0 | 0 | 0 | 4-11 | 0-0 | 0 | 0.00 | 8 |
| Totals | | 0 | 2.1 | 2 | 0 | 0 | 1 | 3 | 0 | 0 | 0 | 1 | 0 | 0 | 0 | 21-23 | 0-0 | 0 | 0.00 | - |

#41 Dayne Leonard - 24 games (All games)

| Date | Opponent | Pos | AB | R | H | RBI | 2B | 3B | HR | BB | SB | CS | HBP | SAC | SF | GDP | K | PO | A | E | Avg |
|--------|----------------|-------|------|----|----|-----|----|----|----|----|----|----|-----|-----|----|-----|----|-----|----|---|------|
| Feb 21 | KENT STATE-2 | *c | 3 | 1 | 0 | 0 | 0 | 0 | 0 | 1 | 0 | 0 | 0 | 0 | 0 | 0 | 2 | 8 | 1 | 0 | .000 |
| Feb 23 | RADFORD | ph/3b | 1 | 2 | 1 | 3 | 1 | 0 | 0 | 0 | 0 | 0 | 1 | 0 | 0 | 0 | 0 | 0 | 0 | 0 | .250 |
| Feb 28 | at Miami (FL) | *c | 2 | 0 | 0 | 0 | 0 | 0 | 0 | 0 | 0 | 0 | 0 | 0 | 0 | 0 | 1 | 3 | 2 | 0 | .167 |
| Mar 07 | NORTH CAROLINA | *c | 3 | 0 | 0 | 0 | 0 | 0 | 0 | 1 | 0 | 0 | 0 | 0 | 0 | 0 | 3 | 13 | 1 | 0 | .111 |
| Mar 12 | FLORIDA STATE | 2b | 0 | 0 | 0 | 0 | 0 | 0 | 0 | 0 | 0 | 0 | 0 | 0 | 0 | 0 | 0 | 1 | 0 | 0 | .111 |
| Mar 14 | FLORIDA STATE | c | 1 | 0 | 0 | 1 | 0 | 0 | 0 | 0 | 0 | 0 | 0 | 0 | 0 | 0 | 0 | 1 | 0 | 0 | .100 |
| Mar 19 | at Clemson | c | 1 | 0 | 0 | 0 | 0 | 0 | 0 | 0 | 0 | 0 | 0 | 0 | 0 | 0 | 1 | 2 | 0 | 0 | .091 |
| Mar 20 | at Clemson | *c | 4 | 0 | 0 | 2 | 0 | 0 | 0 | 1 | 0 | 0 | 0 | 1 | 0 | 0 | 2 | 8 | 0 | 0 | .067 |
| Mar 21 | at Clemson | *c | 2 | 1 | 1 | 1 | 0 | 0 | 1 | 1 | 0 | 0 | 0 | 0 | 0 | 0 | 1 | 13 | 0 | 0 | .118 |
| Mar 26 | at Pitt | *c | 2 | 1 | 0 | 0 | 0 | 0 | 0 | 2 | 0 | 0 | 1 | 0 | 0 | 0 | 1 | 13 | 1 | 0 | .105 |
| Mar 27 | at Pitt | *c | 3 | 0 | 0 | 0 | 0 | 0 | 0 | 1 | 0 | 0 | 0 | 0 | 0 | 0 | 0 | 13 | 3 | 0 | .091 |
| Mar 28 | at Pitt | *c | 3 | 2 | 1 | 0 | 0 | 0 | 0 | 1 | 0 | 0 | 1 | 0 | 0 | 0 | 2 | 13 | 0 | 0 | .120 |
| Apr 01 | BOSTON COLLEGE | *c | 3 | 0 | 2 | 0 | 1 | 0 | 0 | 1 | 0 | 0 | 0 | 0 | 0 | 0 | 0 | 14 | 0 | 1 | .179 |
| Apr 02 | BOSTON COLLEGE | *c | 4 | 0 | 1 | 1 | 0 | 0 | 0 | 0 | 0 | 0 | 0 | 0 | 0 | 0 | 2 | 11 | 1 | 0 | .188 |
| Apr 03 | BOSTON COLLEGE | *c | 4 | 0 | 2 | 0 | 0 | 0 | 0 | 0 | 0 | 0 | 0 | 0 | 0 | 0 | 0 | 5 | 0 | 0 | .222 |
| Apr 06 | at ETSU | *c | 4 | 0 | 1 | 1 | 1 | 0 | 0 | 0 | 0 | 0 | 0 | 0 | 0 | 1 | 2 | 9 | 1 | 0 | .225 |
| Apr 09 | at Wake Forest | *c | 4 | 1 | 2 | 3 | 1 | 0 | 0 | 0 | 0 | 0 | 0 | 0 | 0 | 0 | 1 | 12 | 1 | 0 | .250 |
| Apr 10 | at Wake Forest | *c | 4 | 2 | 1 | 0 | 0 | 0 | 0 | 1 | 0 | 0 | 0 | 0 | 0 | 0 | 1 | 10 | 0 | 0 | .250 |
| Apr 11 | at Wake Forest | *c | 4 | 0 | 0 | 0 | 0 | 0 | 0 | 0 | 0 | 0 | 0 | 0 | 0 | 0 | 2 | 10 | 0 | 0 | .231 |
| Apr 13 | at Liberty | ph/c | 2 | 0 | 0 | 0 | 0 | 0 | 0 | 0 | 0 | 0 | 0 | 0 | 0 | 0 | 1 | 2 | 0 | 0 | .222 |
| Apr 16 | GEORGIA TECH | *c | 2 | 0 | 1 | 0 | 1 | 0 | 0 | 0 | 0 | 0 | 2 | 0 | 0 | 0 | 6 | 4 | 0 | 0 | .232 |
| Apr 17 | GEORGIA TECH | *c | 2 | 0 | 0 | 0 | 0 | 0 | 0 | 1 | 0 | 0 | 1 | 0 | 0 | 0 | 0 | 11 | 0 | 0 | .224 |
| Apr 18 | GEORGIA TECH | *c | 3 | 0 | 0 | 0 | 0 | 0 | 0 | 0 | 0 | 0 | 0 | 0 | 0 | 0 | 2 | 7 | 1 | 0 | .213 |
| Apr 20 | VMI | c | 0 | 0 | 0 | 0 | 0 | 0 | 0 | 0 | 0 | 0 | 0 | 0 | 0 | 0 | 0 | 2 | 0 | 0 | .213 |
| Totals | | | 18gs | 61 | 10 | 13 | 12 | 5 | 0 | 1 | 11 | 0 | 6 | 1 | 0 | 1 | 24 | 187 | 16 | 1 | .213 |

On base pct. .385 • Slugging pct. .344

PLAYER STATS

#4 Fritz Genther - 28 games (All games)

| Date | Opponent | Pos | AB | R | H | RBI | 2B | 3B | HR | BB | SB | CS | HBP | SAC | SF | GDP | K | PO | A | E | Avg |
|--------|----------------|-------|----|----|----|-----|----|----|----|----|----|----|-----|-----|----|-----|----|----|----|---|------|
| Feb 21 | KENT STATE-1 | *ss | 3 | 0 | 0 | 0 | 0 | 0 | 0 | 0 | 0 | 0 | 0 | 0 | 0 | 0 | 1 | 0 | 3 | 0 | .000 |
| Feb 21 | KENT STATE-2 | *ss | 2 | 1 | 0 | 0 | 0 | 0 | 0 | 2 | 2 | 0 | 0 | 0 | 0 | 0 | 0 | 1 | 0 | 0 | .000 |
| Feb 23 | RADFORD | *ss | 5 | 3 | 3 | 0 | 0 | 0 | 0 | 1 | 0 | 0 | 0 | 0 | 0 | 0 | 1 | 0 | 2 | 1 | .300 |
| Feb 26 | at Miami (FL) | *ss | 3 | 0 | 0 | 0 | 0 | 0 | 0 | 0 | 0 | 0 | 0 | 0 | 0 | 0 | 1 | 2 | 4 | 0 | .231 |
| Feb 27 | at Miami (FL) | *ss | 3 | 0 | 0 | 0 | 0 | 0 | 0 | 0 | 0 | 0 | 0 | 0 | 0 | 0 | 2 | 4 | 4 | 0 | .188 |
| Feb 28 | at Miami (FL) | *ss | 5 | 1 | 1 | 1 | 0 | 0 | 1 | 0 | 0 | 1 | 0 | 0 | 0 | 0 | 3 | 2 | 1 | 1 | .190 |
| Mar 05 | NORTH CAROLINA | *ss | 4 | 1 | 1 | 0 | 0 | 0 | 0 | 0 | 0 | 0 | 0 | 0 | 0 | 0 | 1 | 0 | 1 | 0 | .200 |
| Mar 06 | NORTH CAROLINA | *ss | 4 | 0 | 0 | 0 | 0 | 0 | 0 | 0 | 0 | 0 | 0 | 0 | 0 | 0 | 1 | 2 | 2 | 1 | .172 |
| Mar 07 | NORTH CAROLINA | *ss | 1 | 1 | 0 | 0 | 0 | 0 | 0 | 2 | 0 | 0 | 1 | 0 | 0 | 0 | 0 | 1 | 1 | 1 | .167 |
| Mar 09 | VCU | ss | 0 | 0 | 0 | 0 | 0 | 0 | 0 | 0 | 0 | 0 | 0 | 0 | 0 | 0 | 0 | 0 | 0 | 0 | .167 |
| Mar 10 | VCU | *ss | 5 | 0 | 1 | 1 | 1 | 0 | 0 | 0 | 0 | 0 | 0 | 0 | 0 | 0 | 2 | 1 | 1 | 1 | .171 |
| Mar 12 | FLORIDA STATE | *ss | 2 | 0 | 0 | 1 | 0 | 0 | 0 | 0 | 0 | 0 | 0 | 0 | 1 | 0 | 2 | 1 | 0 | 0 | .162 |
| Mar 13 | FLORIDA STATE | *ss | 4 | 1 | 1 | 0 | 1 | 0 | 0 | 0 | 1 | 0 | 0 | 0 | 0 | 0 | 1 | 2 | 3 | 0 | .171 |
| Mar 14 | FLORIDA STATE | *ss | 5 | 0 | 1 | 0 | 0 | 0 | 0 | 0 | 0 | 0 | 0 | 0 | 0 | 0 | 2 | 2 | 3 | 0 | .174 |
| Mar 16 | UNCG | *ss | 0 | 0 | 0 | 0 | 0 | 0 | 0 | 0 | 0 | 0 | 0 | 0 | 0 | 0 | 0 | 1 | 1 | 0 | .174 |
| Mar 19 | at Clemson | *ss | 3 | 0 | 0 | 0 | 0 | 0 | 0 | 0 | 0 | 0 | 0 | 0 | 0 | 0 | 0 | 1 | 0 | 0 | .163 |
| Mar 20 | at Clemson | *ss | 4 | 2 | 3 | 4 | 1 | 0 | 1 | 1 | 0 | 0 | 0 | 0 | 0 | 0 | 1 | 2 | 1 | 0 | .208 |
| Mar 21 | at Clemson | *ss | 3 | 0 | 2 | 0 | 1 | 0 | 0 | 0 | 0 | 0 | 0 | 0 | 0 | 0 | 1 | 0 | 3 | 0 | .232 |
| Mar 26 | at Pitt | *ss | 2 | 0 | 0 | 0 | 0 | 0 | 0 | 2 | 0 | 0 | 0 | 1 | 0 | 0 | 0 | 0 | 0 | 0 | .224 |
| Mar 27 | at Pitt | *ss | 4 | 0 | 0 | 0 | 0 | 0 | 0 | 0 | 0 | 0 | 0 | 0 | 0 | 0 | 1 | 2 | 3 | 0 | .210 |
| Mar 28 | at Pitt | *ss | 3 | 1 | 1 | 2 | 1 | 0 | 0 | 2 | 0 | 0 | 0 | 0 | 0 | 0 | 0 | 0 | 2 | 0 | .215 |
| Apr 01 | BOSTON COLLEGE | *ss | 4 | 0 | 0 | 0 | 0 | 0 | 0 | 0 | 0 | 0 | 0 | 0 | 0 | 1 | 1 | 0 | 1 | 1 | .203 |
| Apr 02 | BOSTON COLLEGE | *ss | 1 | 0 | 0 | 0 | 0 | 0 | 0 | 0 | 0 | 0 | 0 | 0 | 0 | 0 | 1 | 0 | 1 | 1 | .200 |
| Apr 06 | at ETSU | ss | 1 | 0 | 0 | 0 | 0 | 0 | 0 | 0 | 0 | 0 | 0 | 0 | 0 | 0 | 0 | 0 | 0 | 0 | .197 |
| Apr 10 | at Wake Forest | ph/ss | 1 | 0 | 0 | 0 | 0 | 0 | 0 | 0 | 0 | 0 | 0 | 0 | 0 | 0 | 0 | 0 | 1 | 0 | .194 |
| Apr 13 | at Liberty | ph/ss | 1 | 0 | 0 | 0 | 0 | 0 | 0 | 1 | 0 | 0 | 0 | 0 | 0 | 0 | 1 | 0 | 0 | 0 | .192 |
| Apr 16 | GEORGIA TECH | pr | 0 | 1 | 0 | 0 | 0 | 0 | 0 | 0 | 0 | 0 | 0 | 0 | 0 | 0 | 0 | 0 | 0 | 0 | .192 |
| Apr 17 | GEORGIA TECH | pr | 0 | 0 | 0 | 0 | 0 | 0 | 0 | 0 | 0 | 0 | 0 | 0 | 0 | 0 | 0 | 0 | 0 | 0 | .192 |
| Totals | | 22gs | 73 | 12 | 14 | 9 | 5 | 0 | 2 | 11 | 3 | 1 | 1 | 1 | 1 | 1 | 21 | 25 | 38 | 7 | .192 |

On base pct. .302 • Slugging pct. .342

#19 Gavin Cross - 32 games (All games)

| Date | Opponent | Pos | AB | R | H | RBI | 2B | 3B | HR | BB | SB | CS | HBP | SAC | SF | GDP | K | PO | A | E | Avg |
|--------|----------------|------|-----|----|----|-----|----|----|----|----|----|----|-----|-----|----|-----|----|----|---|---|------|
| Feb 21 | KENT STATE-1 | *of | 4 | 0 | 0 | 0 | 0 | 0 | 0 | 0 | 0 | 0 | 0 | 0 | 0 | 0 | 1 | 3 | 0 | 0 | .000 |
| Feb 21 | KENT STATE-2 | *of | 4 | 2 | 2 | 3 | 0 | 0 | 1 | 0 | 0 | 0 | 0 | 0 | 1 | 0 | 1 | 7 | 0 | 0 | .250 |
| Feb 23 | RADFORD | *of | 4 | 2 | 2 | 2 | 1 | 0 | 0 | 0 | 0 | 0 | 1 | 0 | 1 | 0 | 0 | 1 | 0 | 0 | .333 |
| Feb 26 | at Miami (FL) | *1b | 4 | 1 | 1 | 0 | 0 | 1 | 0 | 0 | 0 | 0 | 0 | 0 | 0 | 0 | 0 | 6 | 1 | 0 | .312 |
| Feb 27 | at Miami (FL) | *of | 4 | 0 | 0 | 0 | 0 | 0 | 0 | 0 | 0 | 0 | 0 | 0 | 0 | 0 | 2 | 0 | 0 | 0 | .250 |
| Feb 28 | at Miami (FL) | *of | 4 | 2 | 2 | 2 | 0 | 0 | 1 | 1 | 0 | 0 | 0 | 0 | 0 | 0 | 0 | 3 | 0 | 0 | .292 |
| Mar 05 | NORTH CAROLINA | *1b | 5 | 2 | 3 | 1 | 2 | 0 | 0 | 0 | 0 | 0 | 0 | 0 | 0 | 0 | 1 | 2 | 1 | 0 | .345 |
| Mar 06 | NORTH CAROLINA | *of | 2 | 1 | 0 | 0 | 0 | 0 | 0 | 2 | 0 | 1 | 0 | 0 | 0 | 0 | 0 | 0 | 0 | 0 | .323 |
| Mar 07 | NORTH CAROLINA | *of | 2 | 2 | 0 | 0 | 0 | 0 | 0 | 1 | 0 | 0 | 2 | 0 | 0 | 0 | 1 | 3 | 1 | 0 | .303 |
| Mar 09 | VCU | *of | 5 | 1 | 1 | 0 | 1 | 0 | 0 | 1 | 0 | 1 | 0 | 0 | 0 | 0 | 0 | 1 | 1 | 0 | .289 |
| Mar 10 | VCU | *of | 5 | 3 | 4 | 0 | 0 | 1 | 0 | 0 | 2 | 0 | 0 | 0 | 0 | 0 | 0 | 1 | 0 | 0 | .349 |
| Mar 12 | FLORIDA STATE | *of | 5 | 1 | 2 | 1 | 0 | 0 | 1 | 0 | 0 | 0 | 0 | 0 | 0 | 0 | 1 | 4 | 0 | 0 | .354 |
| Mar 13 | FLORIDA STATE | *dh | 2 | 1 | 1 | 0 | 0 | 0 | 0 | 0 | 0 | 2 | 0 | 0 | 0 | 0 | 1 | 0 | 0 | 0 | .360 |
| Mar 14 | FLORIDA STATE | *dh | 2 | 1 | 2 | 3 | 0 | 0 | 1 | 1 | 0 | 1 | 0 | 0 | 1 | 0 | 0 | 0 | 0 | 0 | .385 |
| Mar 19 | at Clemson | *of | 4 | 0 | 1 | 0 | 0 | 0 | 0 | 0 | 0 | 0 | 0 | 0 | 0 | 0 | 0 | 1 | 0 | 0 | .375 |
| Mar 20 | at Clemson | *dh | 4 | 0 | 2 | 1 | 0 | 0 | 0 | 1 | 0 | 0 | 0 | 0 | 0 | 0 | 0 | 0 | 0 | 0 | .383 |
| Mar 21 | at Clemson | *dh | 4 | 0 | 0 | 0 | 0 | 0 | 0 | 0 | 0 | 0 | 0 | 0 | 0 | 0 | 3 | 0 | 0 | 0 | .359 |
| Mar 26 | at Pitt | *of | 3 | 1 | 3 | 4 | 1 | 0 | 1 | 1 | 0 | 0 | 0 | 0 | 1 | 0 | 0 | 2 | 0 | 0 | .388 |
| Mar 27 | at Pitt | *of | 5 | 2 | 2 | 0 | 0 | 0 | 0 | 0 | 0 | 0 | 0 | 0 | 0 | 0 | 0 | 4 | 0 | 0 | .389 |
| Mar 28 | at Pitt | *of | 4 | 0 | 1 | 0 | 0 | 0 | 0 | 1 | 0 | 0 | 0 | 0 | 0 | 0 | 2 | 1 | 0 | 0 | .382 |
| Apr 01 | BOSTON COLLEGE | *of | 5 | 0 | 1 | 0 | 0 | 0 | 0 | 0 | 0 | 1 | 0 | 0 | 0 | 0 | 2 | 0 | 0 | 0 | .370 |
| Apr 02 | BOSTON COLLEGE | *of | 5 | 2 | 2 | 0 | 0 | 0 | 0 | 0 | 0 | 0 | 0 | 0 | 0 | 0 | 3 | 0 | 0 | 1 | .372 |
| Apr 03 | BOSTON COLLEGE | *of | 4 | 1 | 2 | 2 | 0 | 0 | 1 | 0 | 0 | 0 | 0 | 0 | 0 | 0 | 1 | 1 | 0 | 0 | .378 |
| Apr 06 | at ETSU | *of | 6 | 2 | 4 | 7 | 1 | 1 | 1 | 0 | 0 | 0 | 0 | 0 | 0 | 0 | 1 | 1 | 0 | 0 | .396 |
| Apr 09 | at Wake Forest | *of | 5 | 1 | 3 | 1 | 0 | 0 | 1 | 0 | 0 | 0 | 0 | 0 | 0 | 0 | 2 | 2 | 0 | 0 | .406 |
| Apr 10 | at Wake Forest | *of | 5 | 2 | 2 | 1 | 0 | 0 | 1 | 0 | 0 | 0 | 0 | 0 | 0 | 0 | 1 | 2 | 0 | 0 | .406 |
| Apr 11 | at Wake Forest | *of | 4 | 2 | 1 | 0 | 1 | 0 | 0 | 1 | 0 | 0 | 0 | 0 | 0 | 0 | 1 | 0 | 0 | 0 | .400 |
| Apr 13 | at Liberty | *dh | 4 | 1 | 2 | 0 | 0 | 0 | 0 | 0 | 0 | 0 | 0 | 0 | 0 | 0 | 0 | 0 | 0 | 0 | .404 |
| Apr 16 | GEORGIA TECH | *of | 5 | 1 | 3 | 1 | 2 | 0 | 0 | 1 | 1 | 0 | 0 | 0 | 0 | 0 | 1 | 2 | 0 | 0 | .412 |
| Apr 17 | GEORGIA TECH | *of | 3 | 0 | 1 | 0 | 0 | 0 | 0 | 1 | 1 | 0 | 1 | 0 | 0 | 0 | 1 | 1 | 0 | 0 | .410 |
| Apr 18 | GEORGIA TECH | *of | 4 | 2 | 2 | 1 | 0 | 0 | 0 | 1 | 1 | 0 | 0 | 0 | 0 | 1 | 1 | 2 | 0 | 0 | .413 |
| Apr 20 | VMI | *of | 5 | 2 | 2 | 1 | 0 | 0 | 1 | 0 | 0 | 0 | 0 | 0 | 0 | 0 | 0 | 1 | 0 | 0 | .412 |
| Totals | | 32gs | 131 | 38 | 54 | 31 | 9 | 3 | 10 | 13 | 5 | 4 | 6 | 0 | 4 | 1 | 27 | 51 | 4 | 1 | .412 |

On base pct. .474 • Slugging pct. .756

PLAYER STATS

#5 Gehrig Ebel - 11 games (All games)

| Date | Opponent | Pos | AB | R | H | RBI | 2B | 3B | HR | BB | SB | CS | HBP | SAC | SF | GDP | K | PO | A | E | Avg |
|--------|----------------|------|----|---|---|-----|----|----|----|----|----|----|-----|-----|----|-----|----|----|---|---|------|
| Feb 23 | RADFORD | ph/c | 2 | 0 | 1 | 1 | 0 | 0 | 0 | 0 | 0 | 0 | 0 | 0 | 0 | 0 | 1 | 3 | 0 | 0 | .500 |
| Mar 05 | NORTH CAROLINA | pr | 0 | 0 | 0 | 0 | 0 | 0 | 0 | 0 | 0 | 0 | 0 | 0 | 0 | 0 | 0 | 0 | 0 | 0 | .500 |
| Mar 10 | VCU | *c | 2 | 0 | 0 | 0 | 0 | 0 | 0 | 0 | 0 | 0 | 0 | 0 | 0 | 0 | 4 | 0 | 0 | 0 | .250 |
| Mar 12 | FLORIDA STATE | pr | 0 | 0 | 0 | 0 | 0 | 0 | 0 | 0 | 0 | 0 | 0 | 0 | 0 | 0 | 0 | 0 | 0 | 0 | .250 |
| Mar 14 | FLORIDA STATE | ph | 0 | 1 | 0 | 0 | 0 | 0 | 0 | 1 | 0 | 0 | 0 | 0 | 0 | 0 | 0 | 0 | 0 | 0 | .250 |
| Apr 06 | at ETSU | c | 1 | 0 | 0 | 0 | 0 | 0 | 0 | 0 | 0 | 0 | 0 | 0 | 0 | 0 | 1 | 0 | 0 | 0 | .200 |
| Apr 10 | at Wake Forest | c | 0 | 0 | 0 | 0 | 0 | 0 | 0 | 0 | 0 | 0 | 0 | 0 | 0 | 0 | 1 | 0 | 0 | 0 | .200 |
| Apr 13 | at Liberty | *c | 2 | 0 | 0 | 0 | 0 | 0 | 0 | 0 | 0 | 0 | 0 | 0 | 0 | 0 | 2 | 6 | 1 | 0 | .143 |
| Apr 16 | GEORGIA TECH | c | 0 | 1 | 0 | 0 | 0 | 0 | 0 | 1 | 0 | 0 | 0 | 0 | 0 | 0 | 0 | 0 | 0 | 0 | .143 |
| Apr 18 | GEORGIA TECH | c | 0 | 0 | 0 | 0 | 0 | 0 | 0 | 0 | 0 | 0 | 0 | 0 | 0 | 0 | 1 | 0 | 0 | 0 | .143 |
| Apr 20 | VMI | *c | 3 | 0 | 1 | 0 | 0 | 0 | 0 | 1 | 0 | 1 | 0 | 0 | 0 | 0 | 10 | 2 | 0 | 0 | .200 |
| Totals | | 3gs | 10 | 2 | 2 | 1 | 0 | 0 | 0 | 3 | 0 | 1 | 0 | 0 | 0 | 0 | 3 | 26 | 3 | 0 | .200 |

On base pct. .385 • Slugging pct. .200

#51 Graham Firoved - 12 appearances (All games)

| Date | Opponent | GS | IP | H | R | ER | BB | SO | 2B | 3B | HR | WP | BK | HBP | IBB | Score | W-L | Sv | ERA | NP |
|--------|----------------|----|------|---|---|----|----|----|----|----|----|----|----|-----|-----|-------|-----|----|------|----|
| Feb 21 | KENT STATE-2 | | 0.0 | 1 | 0 | 0 | 0 | 0 | 0 | 0 | 0 | 0 | 0 | 0 | 0 | 9-2 | 0-0 | 0 | 0.00 | 4 |
| Mar 06 | NORTH CAROLINA | | 2.0 | 0 | 0 | 0 | 2 | 6 | 0 | 0 | 0 | 0 | 0 | 0 | 0 | 6-4 | 1-0 | 0 | 0.00 | 43 |
| Mar 09 | VCU | | 2.0 | 1 | 0 | 0 | 0 | 2 | 1 | 0 | 0 | 1 | 0 | 0 | 0 | 10-9 | 1-0 | 0 | 0.00 | 26 |
| Mar 13 | FLORIDA STATE | | 0.0 | 0 | 0 | 0 | 0 | 0 | 0 | 0 | 0 | 0 | 0 | 1 | 0 | 5-0 | 1-0 | 0 | 0.00 | 1 |
| Mar 14 | FLORIDA STATE | | 0.2 | 0 | 1 | 1 | 1 | 0 | 0 | 0 | 0 | 0 | 0 | 0 | 0 | 7-14 | 1-0 | 0 | 1.93 | 17 |
| Mar 21 | at Clemson | | 0.2 | 0 | 1 | 1 | 1 | 1 | 0 | 0 | 0 | 0 | 0 | 0 | 0 | 2-4 | 1-0 | 0 | 3.38 | - |
| Mar 28 | at Pitt | | 2.0 | 2 | 3 | 3 | 2 | 4 | 0 | 0 | 0 | 1 | 0 | 1 | 0 | 8-4 | 1-0 | 0 | 6.14 | 42 |
| Apr 03 | BOSTON COLLEGE | | 0.1 | 0 | 0 | 0 | 0 | 0 | 0 | 0 | 0 | 0 | 0 | 0 | 0 | 4-3 | 1-0 | 1 | 5.87 | 3 |
| Apr 06 | at ETSU | | 1.0 | 0 | 0 | 0 | 0 | 1 | 0 | 0 | 0 | 0 | 0 | 0 | 0 | 15-5 | 1-0 | 1 | 5.19 | 12 |
| Apr 11 | at Wake Forest | | 1.0 | 0 | 0 | 0 | 0 | 2 | 0 | 0 | 0 | 0 | 0 | 0 | 0 | 10-9 | 1-0 | 2 | 4.66 | 14 |
| Apr 17 | GEORGIA TECH | | 3.0 | 2 | 0 | 0 | 1 | 5 | 1 | 0 | 0 | 0 | 0 | 0 | 0 | 7-0 | 1-0 | 3 | 3.55 | 53 |
| Apr 20 | VMI | | 1.1 | 0 | 0 | 0 | 3 | 3 | 0 | 0 | 0 | 0 | 0 | 0 | 0 | 7-5 | 2-0 | 3 | 3.21 | 39 |
| Totals | | 0 | 14.0 | 6 | 5 | 5 | 10 | 24 | 2 | 0 | 0 | 2 | 0 | 2 | 0 | 90-59 | 2-0 | 3 | 3.21 | - |

#46 Griffin Green - 8 appearances (All games)

| Date | Opponent | GS | IP | H | R | ER | BB | SO | 2B | 3B | HR | WP | BK | HBP | IBB | Score | W-L | Sv | ERA | NP |
|--------|----------------|----|------|----|----|----|----|----|----|----|----|----|----|-----|-----|-------|-----|----|-------|----|
| Mar 10 | VCU | | 1.2 | 5 | 4 | 4 | 0 | 3 | 1 | 0 | 0 | 0 | 0 | 1 | 0 | 7-10 | 0-0 | 0 | 21.60 | 42 |
| Mar 14 | FLORIDA STATE | | 1.0 | 2 | 0 | 0 | 0 | 2 | 0 | 0 | 0 | 1 | 0 | 0 | 0 | 7-14 | 0-0 | 0 | 13.50 | 18 |
| Apr 02 | BOSTON COLLEGE | | 2.2 | 1 | 0 | 0 | 0 | 4 | 0 | 0 | 0 | 0 | 0 | 0 | 0 | 6-5 | 1-0 | 0 | 6.75 | 38 |
| Apr 06 | at ETSU | * | 1.0 | 1 | 2 | 2 | 2 | 1 | 0 | 0 | 0 | 0 | 0 | 1 | 0 | 15-5 | 1-0 | 0 | 8.53 | 25 |
| Apr 10 | at Wake Forest | | 2.1 | 0 | 0 | 0 | 1 | 3 | 0 | 0 | 0 | 0 | 0 | 0 | 0 | 16-4 | 1-0 | 0 | 6.23 | 31 |
| Apr 16 | GEORGIA TECH | | 0.1 | 1 | 3 | 3 | 2 | 0 | 0 | 0 | 0 | 1 | 0 | 0 | 0 | 11-15 | 1-0 | 0 | 9.00 | 16 |
| Apr 18 | GEORGIA TECH | | 0.0 | 1 | 1 | 1 | 0 | 0 | 1 | 0 | 0 | 0 | 0 | 0 | 0 | 4-11 | 1-0 | 0 | 10.00 | 2 |
| Apr 20 | VMI | | 2.1 | 3 | 1 | 1 | 1 | 2 | 1 | 0 | 0 | 0 | 0 | 0 | 0 | 7-5 | 1-0 | 0 | 8.74 | 41 |
| Totals | | 1 | 11.1 | 14 | 11 | 11 | 6 | 15 | 3 | 0 | 0 | 2 | 0 | 2 | 0 | 73-69 | 1-0 | 0 | 8.74 | - |

#20 Grant Umberger - 1 game (All games)

| Date | Opponent | Pos | AB | R | H | RBI | 2B | 3B | HR | BB | SB | CS | HBP | SAC | SF | GDP | K | PO | A | E | Avg |
|--------|----------|-----|----|---|---|-----|----|----|----|----|----|----|-----|-----|----|-----|---|----|---|---|------|
| Mar 16 | UNCG | p | 0 | 0 | 0 | 0 | 0 | 0 | 0 | 0 | 0 | 0 | 0 | 0 | 0 | 0 | 0 | 0 | 0 | 1 | .000 |
| Totals | | 0gs | 0 | 0 | 0 | 0 | 0 | 0 | 0 | 0 | 0 | 0 | 0 | 0 | 0 | 0 | 0 | 0 | 0 | 1 | .000 |

On base pct. .000 • Slugging pct. .000

#20 Grant Umberger - 4 appearances (All games)

| Date | Opponent | GS | IP | H | R | ER | BB | SO | 2B | 3B | HR | WP | BK | HBP | IBB | Score | W-L | Sv | ERA | NP |
|--------|----------------|----|-----|---|---|----|----|----|----|----|----|----|----|-----|-----|-------|-----|----|------|----|
| Feb 23 | RADFORD | | 1.0 | 1 | 0 | 0 | 1 | 2 | 0 | 0 | 0 | 1 | 0 | 0 | 0 | 22-2 | 0-0 | 0 | 0.00 | 25 |
| Feb 27 | at Miami (FL) | | 0.0 | 0 | 0 | 0 | 1 | 0 | 0 | 0 | 0 | 0 | 0 | 0 | 0 | 0-3 | 0-0 | 0 | 0.00 | 4 |
| Mar 07 | NORTH CAROLINA | | 0.1 | 0 | 0 | 0 | 1 | 0 | 0 | 0 | 0 | 1 | 0 | 1 | 1 | 6-9 | 0-0 | 0 | 0.00 | 7 |
| Mar 16 | UNCG | | 0.1 | 1 | 1 | 1 | 1 | 1 | 0 | 0 | 0 | 0 | 0 | 0 | 0 | 2-7 | 0-0 | 0 | 5.40 | 17 |
| Totals | | 0 | 1.2 | 2 | 1 | 1 | 4 | 3 | 0 | 0 | 0 | 2 | 0 | 1 | 1 | 30-21 | 0-0 | 0 | 5.40 | - |

PLAYER STATS

#40 Henry Weycker - 3 appearances (All games)

| Date | Opponent | GS | IP | H | R | ER | BB | SO | 2B | 3B | HR | WP | BK | HBP | IBB | Score | W-L | Sv | ERA | NP |
|--------|---------------|----|-----|---|---|----|----|----|----|----|----|----|----|-----|-----|-------|-----|----|------|----|
| Feb 21 | KENT STATE-1 | | 0.1 | 1 | 0 | 0 | 0 | 0 | 0 | 0 | 0 | 0 | 0 | 0 | 0 | 3-1 | 0-0 | 0 | 0.00 | 5 |
| Feb 23 | RADFORD | | 1.0 | 0 | 0 | 0 | 2 | 1 | 0 | 0 | 0 | 1 | 0 | 0 | 0 | 22-2 | 0-0 | 0 | 0.00 | 25 |
| Feb 28 | at Miami (FL) | | 0.1 | 1 | 0 | 0 | 0 | 0 | 0 | 0 | 0 | 0 | 0 | 0 | 0 | 9-6 | 0-0 | 0 | 0.00 | 7 |
| Totals | | 0 | 1.2 | 2 | 0 | 0 | 2 | 1 | 0 | 0 | 0 | 1 | 0 | 0 | 0 | 34-9 | 0-0 | 0 | 0.00 | - |

#38 Jaison Heard - 5 games (All games)

| Date | Opponent | Pos | AB | R | H | RBI | 2B | 3B | HR | BB | SB | CS | HBP | SAC | SF | GDP | K | PO | A | E | Avg |
|--------|---------------|-----|----|---|---|-----|----|----|----|----|----|----|-----|-----|----|-----|---|----|---|---|------|
| Feb 28 | at Miami (FL) | p | 0 | 0 | 0 | 0 | 0 | 0 | 0 | 0 | 0 | 0 | 0 | 0 | 0 | 0 | 0 | 0 | 1 | 0 | .000 |
| Mar 12 | FLORIDA STATE | p | 0 | 0 | 0 | 0 | 0 | 0 | 0 | 0 | 0 | 0 | 0 | 0 | 0 | 0 | 0 | 0 | 0 | 1 | .000 |
| Mar 14 | FLORIDA STATE | p | 0 | 0 | 0 | 0 | 0 | 0 | 0 | 0 | 0 | 0 | 0 | 0 | 0 | 0 | 0 | 0 | 0 | 1 | .000 |
| Mar 20 | at Clemson | p | 0 | 0 | 0 | 0 | 0 | 0 | 0 | 0 | 0 | 0 | 0 | 0 | 0 | 0 | 0 | 1 | 1 | 0 | .000 |
| Apr 16 | GEORGIA TECH | p | 0 | 0 | 0 | 0 | 0 | 0 | 0 | 0 | 0 | 0 | 0 | 0 | 0 | 0 | 0 | 2 | 0 | 0 | .000 |
| Totals | | ogs | 0 | 0 | 0 | 0 | 0 | 0 | 0 | 0 | 0 | 0 | 0 | 0 | 0 | 0 | 0 | 3 | 2 | 2 | .000 |

On base pct. .000 • Slugging pct. .000

#38 Jaison Heard - 15 appearances (All games)

| Date | Opponent | GS | IP | H | R | ER | BB | SO | 2B | 3B | HR | WP | BK | HBP | IBB | Score | W-L | Sv | ERA | NP |
|--------|----------------|----|------|----|----|----|----|----|----|----|----|----|----|-----|-----|-------|-----|----|------|----|
| Feb 21 | KENT STATE-1 | | 0.2 | 0 | 0 | 0 | 1 | 0 | 0 | 0 | 0 | 0 | 0 | 0 | 0 | 3-1 | 0-0 | 1 | 0.00 | 10 |
| Feb 27 | at Miami (FL) | | 1.0 | 1 | 0 | 0 | 2 | 0 | 0 | 0 | 0 | 0 | 0 | 0 | 0 | 0-3 | 0-0 | 1 | 0.00 | 11 |
| Feb 28 | at Miami (FL) | | 2.0 | 2 | 0 | 0 | 0 | 5 | 0 | 0 | 0 | 1 | 0 | 0 | 0 | 9-6 | 1-0 | 1 | 0.00 | 44 |
| Mar 05 | NORTH CAROLINA | | 2.1 | 4 | 0 | 0 | 0 | 5 | 0 | 0 | 0 | 0 | 0 | 0 | 0 | 10-6 | 1-0 | 1 | 0.00 | 44 |
| Mar 07 | NORTH CAROLINA | | 0.1 | 2 | 1 | 0 | 0 | 1 | 0 | 0 | 0 | 0 | 0 | 0 | 0 | 6-9 | 1-0 | 1 | 0.00 | 11 |
| Mar 12 | FLORIDA STATE | | 1.0 | 1 | 1 | 1 | 1 | 1 | 0 | 0 | 1 | 0 | 0 | 0 | 0 | 4-6 | 1-0 | 1 | 1.23 | 19 |
| Mar 14 | FLORIDA STATE | | 1.0 | 2 | 2 | 1 | 0 | 0 | 0 | 0 | 1 | 0 | 0 | 0 | 0 | 7-14 | 1-0 | 1 | 2.16 | 25 |
| Mar 20 | at Clemson | | 5.1 | 5 | 2 | 2 | 0 | 5 | 1 | 0 | 1 | 1 | 0 | 0 | 0 | 11-3 | 2-0 | 1 | 2.63 | - |
| Mar 27 | at Pitt | | 3.0 | 4 | 3 | 3 | 1 | 5 | 0 | 0 | 1 | 1 | 0 | 0 | 0 | 8-4 | 2-0 | 1 | 3.78 | 52 |
| Apr 03 | BOSTON COLLEGE | | 3.0 | 0 | 0 | 0 | 3 | 1 | 0 | 0 | 0 | 0 | 0 | 0 | 0 | 4-3 | 2-0 | 1 | 3.20 | 38 |
| Apr 09 | at Wake Forest | | 2.0 | 1 | 0 | 0 | 0 | 0 | 0 | 0 | 0 | 1 | 0 | 1 | 0 | 8-4 | 3-0 | 1 | 2.91 | 33 |
| Apr 13 | at Liberty | | 1.0 | 4 | 4 | 4 | 0 | 1 | 1 | 0 | 0 | 0 | 0 | 0 | 0 | 2-8 | 3-0 | 1 | 4.37 | 14 |
| Apr 16 | GEORGIA TECH | | 1.1 | 4 | 5 | 5 | 1 | 2 | 2 | 0 | 1 | 0 | 0 | 0 | 0 | 11-15 | 3-1 | 1 | 6.00 | 34 |
| Apr 18 | GEORGIA TECH | | 0.1 | 2 | 2 | 2 | 0 | 0 | 1 | 0 | 0 | 0 | 0 | 0 | 0 | 4-11 | 3-2 | 1 | 6.66 | 10 |
| Apr 20 | VMI | | 1.0 | 1 | 0 | 0 | 0 | 2 | 0 | 0 | 0 | 0 | 0 | 0 | 0 | 7-5 | 3-2 | 2 | 6.39 | 17 |
| Totals | | 0 | 25.1 | 33 | 20 | 18 | 7 | 30 | 5 | 0 | 5 | 4 | 0 | 1 | 0 | 94-98 | 3-2 | 2 | 6.39 | - |

PLAYER STATS

#31 Jack Hurley - 32 games (All games)

| Date | Opponent | Pos | AB | R | H | RBI | 2B | 3B | HR | BB | SB | CS | HBP | SAC | SF | GDP | K | PO | A | E | Avg |
|--------|----------------|--------|-----|----|----|-----|----|----|----|----|----|----|-----|-----|----|-----|----|----|---|---|------|
| Feb 21 | KENT STATE-2 | *of | 4 | 2 | 2 | 0 | 0 | 0 | 0 | 0 | 0 | 0 | 0 | 0 | 0 | 0 | 2 | 1 | 0 | 0 | .500 |
| Feb 23 | RADFORD | *of | 3 | 2 | 1 | 0 | 1 | 0 | 0 | 0 | 0 | 0 | 1 | 0 | 0 | 0 | 2 | 1 | 0 | 0 | .429 |
| Feb 26 | at Miami (FL) | ph/of | 1 | 0 | 0 | 0 | 0 | 0 | 0 | 0 | 0 | 0 | 0 | 0 | 0 | 0 | 1 | 1 | 0 | 0 | .375 |
| Feb 27 | at Miami (FL) | *of | 3 | 0 | 0 | 0 | 0 | 0 | 0 | 0 | 0 | 0 | 0 | 0 | 0 | 0 | 1 | 2 | 0 | 0 | .273 |
| Feb 28 | at Miami (FL) | *of/of | 3 | 2 | 0 | 0 | 0 | 0 | 0 | 1 | 0 | 0 | 1 | 0 | 0 | 0 | 2 | 1 | 0 | 0 | .214 |
| Mar 05 | NORTH CAROLINA | *of/of | 4 | 2 | 2 | 2 | 0 | 0 | 1 | 1 | 0 | 0 | 0 | 0 | 0 | 0 | 2 | 0 | 0 | 0 | .278 |
| Mar 06 | NORTH CAROLINA | *of | 4 | 1 | 2 | 2 | 0 | 0 | 0 | 0 | 0 | 0 | 0 | 0 | 0 | 0 | 0 | 1 | 0 | 0 | .318 |
| Mar 07 | NORTH CAROLINA | *of | 5 | 1 | 1 | 3 | 0 | 0 | 1 | 0 | 0 | 0 | 0 | 0 | 0 | 0 | 1 | 1 | 0 | 0 | .296 |
| Mar 09 | VCU | *of | 6 | 0 | 1 | 0 | 0 | 0 | 0 | 0 | 0 | 0 | 0 | 0 | 0 | 0 | 2 | 3 | 0 | 1 | .273 |
| Mar 10 | VCU | of | 3 | 0 | 0 | 0 | 0 | 0 | 0 | 0 | 0 | 0 | 0 | 0 | 0 | 0 | 1 | 1 | 0 | 0 | .250 |
| Mar 12 | FLORIDA STATE | *of | 4 | 0 | 1 | 0 | 0 | 0 | 0 | 1 | 1 | 0 | 0 | 0 | 0 | 0 | 1 | 3 | 0 | 0 | .250 |
| Mar 13 | FLORIDA STATE | *of | 5 | 2 | 1 | 1 | 0 | 0 | 1 | 0 | 0 | 0 | 0 | 0 | 0 | 0 | 1 | 1 | 0 | 0 | .244 |
| Mar 14 | FLORIDA STATE | *of | 3 | 1 | 0 | 0 | 0 | 0 | 0 | 1 | 0 | 0 | 1 | 0 | 0 | 0 | 2 | 2 | 0 | 1 | .229 |
| Mar 16 | UNCG | *of | 1 | 0 | 0 | 0 | 0 | 0 | 0 | 1 | 0 | 1 | 1 | 1 | 0 | 0 | 1 | 2 | 0 | 0 | .224 |
| Mar 19 | at Clemson | *of | 2 | 0 | 0 | 1 | 0 | 0 | 0 | 1 | 0 | 0 | 1 | 0 | 0 | 0 | 2 | 4 | 0 | 0 | .216 |
| Mar 20 | at Clemson | *of | 5 | 3 | 3 | 0 | 1 | 0 | 0 | 0 | 1 | 0 | 1 | 0 | 0 | 0 | 1 | 2 | 0 | 0 | .250 |
| Mar 21 | at Clemson | pr/of | 0 | 0 | 0 | 0 | 0 | 0 | 0 | 0 | 0 | 0 | 0 | 0 | 0 | 0 | 0 | 0 | 0 | 0 | .250 |
| Mar 26 | at Pitt | *of | 4 | 2 | 1 | 1 | 1 | 0 | 0 | 1 | 0 | 0 | 0 | 0 | 0 | 0 | 0 | 2 | 0 | 0 | .250 |
| Mar 27 | at Pitt | *of | 4 | 2 | 1 | 0 | 1 | 0 | 0 | 1 | 0 | 0 | 0 | 0 | 0 | 0 | 2 | 0 | 0 | 0 | .250 |
| Mar 28 | at Pitt | *of | 6 | 1 | 3 | 2 | 0 | 0 | 0 | 0 | 0 | 1 | 0 | 0 | 0 | 0 | 0 | 3 | 0 | 0 | .271 |
| Apr 01 | BOSTON COLLEGE | *of | 4 | 1 | 2 | 1 | 0 | 0 | 1 | 1 | 0 | 0 | 0 | 0 | 0 | 0 | 1 | 4 | 0 | 0 | .284 |
| Apr 02 | BOSTON COLLEGE | *of | 4 | 1 | 2 | 0 | 0 | 0 | 0 | 0 | 0 | 0 | 1 | 0 | 0 | 0 | 1 | 3 | 0 | 0 | .295 |
| Apr 03 | BOSTON COLLEGE | *of | 3 | 0 | 1 | 0 | 0 | 0 | 0 | 1 | 0 | 0 | 0 | 0 | 0 | 1 | 0 | 3 | 0 | 0 | .296 |
| Apr 06 | at ETSU | *of | 5 | 3 | 2 | 0 | 1 | 0 | 0 | 0 | 0 | 0 | 0 | 0 | 0 | 0 | 1 | 5 | 0 | 0 | .302 |
| Apr 09 | at Wake Forest | *of | 5 | 0 | 0 | 0 | 0 | 0 | 0 | 0 | 0 | 0 | 0 | 0 | 0 | 0 | 3 | 1 | 0 | 0 | .286 |
| Apr 10 | at Wake Forest | *of | 5 | 3 | 3 | 4 | 1 | 0 | 1 | 0 | 0 | 0 | 0 | 0 | 0 | 0 | 1 | 5 | 0 | 0 | .302 |
| Apr 11 | at Wake Forest | *of | 4 | 1 | 0 | 0 | 0 | 0 | 0 | 1 | 0 | 0 | 0 | 0 | 0 | 0 | 2 | 3 | 0 | 0 | .290 |
| Apr 13 | at Liberty | *of | 4 | 0 | 0 | 0 | 0 | 0 | 0 | 0 | 0 | 0 | 0 | 0 | 0 | 0 | 2 | 3 | 0 | 0 | .279 |
| Apr 16 | GEORGIA TECH | *of | 5 | 1 | 1 | 1 | 1 | 0 | 0 | 0 | 0 | 0 | 0 | 1 | 0 | 0 | 2 | 0 | 0 | 0 | .275 |
| Apr 17 | GEORGIA TECH | *of | 3 | 0 | 1 | 1 | 0 | 0 | 0 | 1 | 0 | 0 | 0 | 0 | 1 | 0 | 2 | 3 | 0 | 0 | .277 |
| Apr 18 | GEORGIA TECH | *of | 4 | 2 | 1 | 0 | 1 | 0 | 0 | 0 | 0 | 0 | 1 | 0 | 0 | 0 | 3 | 2 | 0 | 0 | .276 |
| Apr 20 | VMI | *of | 4 | 2 | 1 | 1 | 0 | 0 | 0 | 1 | 0 | 0 | 0 | 0 | 0 | 0 | 1 | 0 | 1 | 0 | .275 |
| Totals | | 29gs | 120 | 35 | 33 | 20 | 8 | 0 | 5 | 13 | 2 | 2 | 8 | 1 | 2 | 1 | 43 | 63 | 1 | 2 | .275 |

On base pct. .378 • Slugging pct. .467

#47 Jonah Hurney - 1 game (All games)

| Date | Opponent | Pos | AB | R | H | RBI | 2B | 3B | HR | BB | SB | CS | HBP | SAC | SF | GDP | K | PO | A | E | Avg |
|--------|----------|-----|----|---|---|-----|----|----|----|----|----|----|-----|-----|----|-----|---|----|---|---|------|
| Apr 06 | at ETSU | p | 0 | 0 | 0 | 0 | 0 | 0 | 0 | 0 | 0 | 0 | 0 | 0 | 0 | 0 | 0 | 1 | 0 | 0 | .000 |
| Totals | | 0gs | 0 | 0 | 0 | 0 | 0 | 0 | 0 | 0 | 0 | 0 | 0 | 0 | 0 | 0 | 0 | 1 | 0 | 0 | .000 |

On base pct. .000 • Slugging pct. .000

#47 Jonah Hurney - 3 appearances (All games)

| Date | Opponent | GS | IP | H | R | ER | BB | SO | 2B | 3B | HR | WP | BK | HBP | IBB | Score | W-L | Sv | ERA | NP |
|--------|--------------|----|-----|---|---|----|----|----|----|----|----|----|----|-----|-----|-------|-----|----|------|----|
| Mar 10 | VCU | | 1.0 | 0 | 0 | 0 | 0 | 1 | 0 | 0 | 0 | 0 | 0 | 0 | 0 | 7-10 | 0-0 | 0 | 0.00 | 17 |
| Apr 06 | at ETSU | | 1.0 | 1 | 0 | 0 | 0 | 0 | 0 | 0 | 0 | 0 | 0 | 0 | 0 | 15-5 | 0-0 | 0 | 0.00 | 8 |
| Apr 16 | GEORGIA TECH | | 1.0 | 0 | 0 | 0 | 0 | 0 | 0 | 0 | 0 | 0 | 0 | 0 | 0 | 11-15 | 0-0 | 0 | 0.00 | 21 |
| Totals | | 0 | 3.0 | 1 | 0 | 0 | 0 | 1 | 0 | 0 | 0 | 0 | 0 | 0 | 0 | 33-30 | 0-0 | 0 | 0.00 | - |

#44 Jackson Ritchey - 3 appearances (All games)

| Date | Opponent | GS | IP | H | R | ER | BB | SO | 2B | 3B | HR | WP | BK | HBP | IBB | Score | W-L | Sv | ERA | NP |
|--------|----------|----|-----|---|---|----|----|----|----|----|----|----|----|-----|-----|-------|-----|----|-------|----|
| Feb 23 | RADFORD | | 1.0 | 0 | 0 | 0 | 0 | 1 | 0 | 0 | 0 | 0 | 0 | 1 | 0 | 22-2 | 0-0 | 0 | 0.00 | 16 |
| Mar 10 | VCU | * | 1.2 | 3 | 3 | 3 | 3 | 1 | 2 | 1 | 0 | 1 | 0 | 0 | 0 | 7-10 | 0-1 | 0 | 10.12 | 38 |
| Mar 16 | UNCG | * | 0.2 | 1 | 1 | 0 | 1 | 0 | 0 | 0 | 0 | 2 | 0 | 1 | 0 | 2-7 | 0-1 | 0 | 8.10 | 19 |
| Totals | | 2 | 3.1 | 4 | 4 | 3 | 4 | 2 | 2 | 1 | 0 | 3 | 0 | 2 | 0 | 31-19 | 0-1 | 0 | 8.10 | - |

PLAYER STATS

#37 Jonah Seagears - 22 games (All games)

| Date | Opponent | Pos | AB | R | H | RBI | 2B | 3B | HR | BB | SB | CS | HBP | SAC | SF | GDP | K | PO | A | E | Avg |
|--------|----------------|-------|----|---|---|-----|----|----|----|----|----|----|-----|-----|----|-----|----|----|---|---|------|
| Feb 21 | KENT STATE-1 | *of | 2 | 0 | 0 | 0 | 0 | 0 | 0 | 2 | 0 | 0 | 0 | 0 | 0 | 0 | 2 | 1 | 0 | 0 | .000 |
| Feb 21 | KENT STATE-2 | *of | 0 | 1 | 0 | 0 | 0 | 0 | 0 | 2 | 0 | 1 | 0 | 0 | 0 | 0 | 0 | 1 | 0 | 0 | .000 |
| Feb 23 | RADFORD | *of | 2 | 1 | 1 | 0 | 0 | 0 | 0 | 1 | 0 | 0 | 0 | 0 | 0 | 0 | 0 | 0 | 0 | 0 | .250 |
| Feb 26 | at Miami (FL) | *of | 3 | 1 | 1 | 1 | 0 | 0 | 0 | 0 | 2 | 0 | 0 | 1 | 0 | 0 | 1 | 1 | 0 | 0 | .286 |
| Feb 27 | at Miami (FL) | *of | 4 | 0 | 0 | 0 | 0 | 0 | 0 | 0 | 0 | 0 | 0 | 0 | 0 | 0 | 2 | 0 | 0 | 0 | .182 |
| Feb 28 | at Miami (FL) | *of | 3 | 0 | 0 | 0 | 0 | 0 | 0 | 2 | 0 | 0 | 0 | 0 | 0 | 0 | 0 | 1 | 0 | 0 | .143 |
| Mar 05 | NORTH CAROLINA | *of | 2 | 0 | 0 | 0 | 0 | 0 | 0 | 1 | 0 | 0 | 1 | 0 | 0 | 0 | 1 | 1 | 0 | 0 | .125 |
| Mar 06 | NORTH CAROLINA | *of | 1 | 1 | 1 | 0 | 0 | 0 | 0 | 3 | 0 | 1 | 0 | 0 | 0 | 0 | 0 | 0 | 0 | 0 | .176 |
| Mar 07 | NORTH CAROLINA | *of | 2 | 1 | 1 | 0 | 0 | 0 | 0 | 2 | 0 | 0 | 0 | 0 | 0 | 0 | 1 | 2 | 0 | 0 | .211 |
| Mar 09 | VCU | *of | 2 | 1 | 0 | 0 | 0 | 0 | 0 | 1 | 0 | 0 | 0 | 0 | 0 | 0 | 1 | 1 | 0 | 0 | .190 |
| Mar 10 | VCU | *of | 4 | 0 | 0 | 0 | 0 | 0 | 0 | 0 | 0 | 0 | 0 | 0 | 0 | 0 | 2 | 0 | 0 | 0 | .160 |
| Mar 12 | FLORIDA STATE | *of | 3 | 1 | 1 | 0 | 1 | 0 | 0 | 0 | 0 | 0 | 0 | 0 | 0 | 0 | 1 | 0 | 0 | 0 | .179 |
| Mar 13 | FLORIDA STATE | *of | 2 | 0 | 0 | 0 | 0 | 0 | 0 | 0 | 0 | 0 | 0 | 0 | 0 | 0 | 1 | 1 | 0 | 0 | .167 |
| Mar 14 | FLORIDA STATE | ph/of | 1 | 0 | 0 | 0 | 0 | 0 | 0 | 0 | 0 | 0 | 0 | 0 | 0 | 0 | 1 | 0 | 0 | 0 | .161 |
| Mar 16 | UNCG | ph/of | 2 | 0 | 1 | 0 | 0 | 0 | 0 | 0 | 0 | 1 | 0 | 0 | 0 | 0 | 1 | 0 | 0 | 0 | .182 |
| Mar 19 | at Clemson | ph | 0 | 0 | 0 | 0 | 0 | 0 | 0 | 0 | 0 | 0 | 1 | 0 | 0 | 0 | 0 | 0 | 0 | 0 | .182 |
| Mar 20 | at Clemson | of | 1 | 0 | 0 | 0 | 0 | 0 | 0 | 0 | 0 | 0 | 0 | 0 | 0 | 0 | 1 | 1 | 0 | 0 | .176 |
| Mar 21 | at Clemson | *of | 2 | 0 | 0 | 0 | 0 | 0 | 0 | 0 | 0 | 0 | 0 | 0 | 0 | 0 | 1 | 1 | 0 | 0 | .167 |
| Mar 28 | at Pitt | pr | 0 | 1 | 0 | 0 | 0 | 0 | 0 | 0 | 0 | 0 | 0 | 0 | 0 | 0 | 0 | 0 | 0 | 0 | .167 |
| Apr 01 | BOSTON COLLEGE | ph/of | 1 | 0 | 0 | 0 | 0 | 0 | 0 | 0 | 0 | 0 | 0 | 0 | 0 | 0 | 1 | 0 | 0 | 0 | .162 |
| Apr 06 | at ETSU | of | 1 | 0 | 0 | 0 | 0 | 0 | 0 | 0 | 0 | 0 | 0 | 0 | 0 | 0 | 1 | 0 | 0 | 0 | .158 |
| Apr 10 | at Wake Forest | of | 0 | 0 | 0 | 0 | 0 | 0 | 0 | 0 | 0 | 0 | 0 | 0 | 0 | 0 | 0 | 0 | 0 | 0 | .158 |
| Totals | | 14gs | 38 | 8 | 6 | 1 | 1 | 0 | 0 | 14 | 2 | 3 | 2 | 1 | 0 | 0 | 18 | 11 | 0 | 0 | .158 |

On base pct. .407 • Slugging pct. .184

#26 Kevin Madden - 33 games (All games)

| Date | Opponent | Pos | AB | R | H | RBI | 2B | 3B | HR | BB | SB | CS | HBP | SAC | SF | GDP | K | PO | A | E | Avg |
|--------|----------------|-------|-----|----|----|-----|----|----|----|----|----|----|-----|-----|----|-----|----|----|----|---|------|
| Feb 21 | KENT STATE-1 | *3b | 4 | 1 | 2 | 1 | 0 | 0 | 0 | 0 | 1 | 0 | 0 | 0 | 0 | 0 | 1 | 1 | 6 | 0 | .500 |
| Feb 21 | KENT STATE-2 | *3b | 3 | 0 | 0 | 0 | 0 | 0 | 0 | 0 | 0 | 0 | 1 | 0 | 0 | 0 | 1 | 0 | 2 | 0 | .286 |
| Feb 23 | RADFORD | *3b | 2 | 2 | 0 | 0 | 0 | 0 | 0 | 2 | 0 | 0 | 0 | 0 | 0 | 1 | 0 | 0 | 3 | 0 | .222 |
| Feb 26 | at Miami (FL) | *3b | 4 | 1 | 2 | 0 | 1 | 0 | 0 | 0 | 0 | 0 | 0 | 0 | 0 | 0 | 1 | 1 | 2 | 1 | .308 |
| Feb 27 | at Miami (FL) | *3b | 4 | 0 | 0 | 0 | 0 | 0 | 0 | 0 | 0 | 0 | 0 | 0 | 0 | 0 | 0 | 0 | 2 | 0 | .235 |
| Feb 28 | at Miami (FL) | *3b | 5 | 2 | 2 | 2 | 0 | 0 | 0 | 0 | 0 | 0 | 0 | 0 | 0 | 0 | 0 | 0 | 4 | 0 | .273 |
| Mar 05 | NORTH CAROLINA | *3b | 5 | 1 | 2 | 2 | 0 | 0 | 0 | 0 | 0 | 0 | 0 | 0 | 0 | 1 | 1 | 0 | 1 | 1 | .296 |
| Mar 06 | NORTH CAROLINA | *3b | 4 | 0 | 2 | 2 | 1 | 0 | 0 | 0 | 0 | 0 | 0 | 0 | 0 | 0 | 2 | 1 | 1 | 1 | .323 |
| Mar 07 | NORTH CAROLINA | *3b | 5 | 0 | 1 | 1 | 0 | 0 | 0 | 0 | 0 | 0 | 0 | 0 | 0 | 0 | 1 | 1 | 0 | 2 | .306 |
| Mar 09 | VCU | *3b | 6 | 1 | 4 | 1 | 0 | 0 | 0 | 0 | 0 | 0 | 0 | 0 | 0 | 0 | 0 | 0 | 0 | 0 | .357 |
| Mar 10 | VCU | *3b | 4 | 1 | 1 | 0 | 0 | 0 | 0 | 1 | 0 | 0 | 0 | 0 | 0 | 0 | 0 | 1 | 2 | 0 | .348 |
| Mar 12 | FLORIDA STATE | *3b | 5 | 1 | 1 | 1 | 0 | 0 | 1 | 0 | 0 | 0 | 0 | 0 | 0 | 0 | 2 | 0 | 1 | 0 | .333 |
| Mar 13 | FLORIDA STATE | *3b | 3 | 0 | 0 | 0 | 0 | 0 | 0 | 0 | 0 | 0 | 1 | 0 | 0 | 0 | 0 | 1 | 1 | 0 | .315 |
| Mar 14 | FLORIDA STATE | *3b | 5 | 0 | 0 | 1 | 0 | 0 | 0 | 0 | 0 | 0 | 0 | 0 | 0 | 0 | 0 | 0 | 3 | 0 | .288 |
| Mar 16 | UNCG | *3b | 3 | 0 | 0 | 0 | 0 | 0 | 0 | 1 | 0 | 0 | 0 | 0 | 0 | 0 | 0 | 0 | 1 | 0 | .274 |
| Mar 19 | at Clemson | *3b | 4 | 0 | 0 | 0 | 0 | 0 | 0 | 0 | 0 | 0 | 0 | 0 | 0 | 0 | 2 | 0 | 3 | 0 | .258 |
| Mar 20 | at Clemson | *3b | 5 | 1 | 2 | 1 | 0 | 0 | 0 | 1 | 1 | 0 | 0 | 0 | 0 | 0 | 0 | 0 | 4 | 0 | .268 |
| Mar 21 | at Clemson | *3b | 4 | 0 | 1 | 0 | 0 | 0 | 0 | 0 | 0 | 0 | 0 | 0 | 0 | 0 | 1 | 1 | 2 | 0 | .267 |
| Mar 26 | at Pitt | *3b | 4 | 0 | 2 | 0 | 0 | 0 | 0 | 1 | 0 | 0 | 0 | 0 | 0 | 0 | 1 | 0 | 0 | 0 | .278 |
| Mar 27 | at Pitt | *3b | 4 | 0 | 1 | 2 | 0 | 0 | 0 | 0 | 1 | 0 | 0 | 0 | 1 | 0 | 1 | 0 | 1 | 0 | .277 |
| Mar 28 | at Pitt | *3b | 5 | 0 | 1 | 1 | 0 | 0 | 0 | 0 | 0 | 0 | 0 | 0 | 0 | 0 | 1 | 0 | 0 | 0 | .273 |
| Apr 01 | BOSTON COLLEGE | *3b | 4 | 1 | 2 | 1 | 1 | 0 | 1 | 0 | 0 | 1 | 0 | 0 | 0 | 0 | 0 | 0 | 1 | 0 | .283 |
| Apr 02 | BOSTON COLLEGE | *3b | 5 | 1 | 3 | 3 | 0 | 0 | 0 | 0 | 0 | 0 | 0 | 0 | 0 | 0 | 1 | 1 | 1 | 0 | .299 |
| Apr 03 | BOSTON COLLEGE | *3b | 3 | 1 | 2 | 0 | 1 | 0 | 0 | 1 | 1 | 0 | 0 | 0 | 0 | 0 | 0 | 1 | 5 | 0 | .310 |
| Apr 06 | at ETSU | *3b | 5 | 0 | 0 | 0 | 0 | 0 | 0 | 0 | 0 | 0 | 0 | 0 | 0 | 1 | 0 | 1 | 2 | 0 | .295 |
| Apr 09 | at Wake Forest | *3b | 3 | 2 | 1 | 0 | 0 | 0 | 0 | 1 | 0 | 0 | 0 | 0 | 0 | 0 | 0 | 0 | 2 | 0 | .296 |
| Apr 10 | at Wake Forest | *3b | 5 | 2 | 2 | 5 | 0 | 0 | 2 | 0 | 0 | 0 | 0 | 0 | 0 | 1 | 1 | 0 | 1 | 0 | .301 |
| Apr 11 | at Wake Forest | *3b | 4 | 1 | 2 | 1 | 1 | 0 | 0 | 0 | 0 | 0 | 0 | 0 | 1 | 1 | 0 | 2 | 1 | 0 | .308 |
| Apr 13 | at Liberty | *3b | 3 | 0 | 2 | 0 | 0 | 0 | 0 | 1 | 0 | 0 | 0 | 0 | 0 | 1 | 0 | 0 | 2 | 1 | .317 |
| Apr 16 | GEORGIA TECH | *3b | 6 | 1 | 1 | 1 | 0 | 0 | 0 | 0 | 0 | 0 | 0 | 0 | 0 | 0 | 0 | 0 | 4 | 0 | .310 |
| Apr 17 | GEORGIA TECH | *3b | 4 | 0 | 1 | 0 | 0 | 0 | 0 | 0 | 0 | 0 | 0 | 0 | 0 | 0 | 0 | 1 | 1 | 0 | .308 |
| Apr 18 | GEORGIA TECH | *3b | 3 | 0 | 0 | 0 | 0 | 0 | 0 | 1 | 0 | 0 | 0 | 0 | 0 | 0 | 1 | 2 | 4 | 0 | .301 |
| Apr 20 | VMI | ph/3b | 1 | 0 | 0 | 0 | 0 | 0 | 0 | 0 | 0 | 0 | 0 | 0 | 0 | 0 | 0 | 0 | 0 | 0 | .299 |
| Totals | | 32gs | 134 | 20 | 40 | 26 | 5 | 0 | 4 | 10 | 4 | 1 | 2 | 0 | 2 | 6 | 18 | 15 | 63 | 6 | .299 |

On base pct. .351 • Slugging pct. .425

PLAYER STATS

#32 Lucas Donlon - 16 games (All games)

| Date | Opponent | Pos | AB | R | H | RBI | 2B | 3B | HR | BB | SB | CS | HBP | SAC | SF | GDP | K | PO | A | E | Avg | |
|--------|----------------|-------|----|---|---|-----|----|----|----|----|----|----|-----|-----|----|-----|---|----|----|---|-----|------|
| Feb 23 | RADFORD | ph | 1 | 0 | 0 | 0 | 0 | 0 | 0 | 0 | 0 | 0 | 0 | 0 | 0 | 0 | 0 | 0 | 0 | 0 | 0 | .000 |
| Mar 09 | VCU | *2b | 4 | 1 | 1 | 3 | 0 | 0 | 1 | 1 | 0 | 0 | 0 | 0 | 0 | 0 | 0 | 1 | 0 | 0 | 0 | .200 |
| Mar 10 | VCU | ph/dh | 1 | 0 | 1 | 2 | 0 | 0 | 0 | 1 | 0 | 0 | 0 | 0 | 1 | 0 | 0 | 0 | 0 | 0 | 0 | .333 |
| Mar 12 | FLORIDA STATE | ph | 1 | 0 | 0 | 0 | 0 | 0 | 0 | 0 | 0 | 0 | 0 | 0 | 0 | 0 | 0 | 1 | 0 | 0 | 0 | .286 |
| Mar 14 | FLORIDA STATE | ph | 1 | 0 | 0 | 0 | 0 | 0 | 0 | 0 | 0 | 0 | 0 | 0 | 0 | 0 | 0 | 1 | 0 | 0 | 0 | .250 |
| Mar 16 | UNCG | 2b | 3 | 0 | 1 | 1 | 1 | 0 | 0 | 0 | 0 | 0 | 0 | 0 | 0 | 1 | 0 | 1 | 3 | 0 | 0 | .273 |
| Mar 19 | at Clemson | ph/2b | 1 | 0 | 0 | 0 | 0 | 0 | 0 | 0 | 0 | 0 | 0 | 0 | 0 | 0 | 0 | 1 | 0 | 0 | 0 | .250 |
| Mar 21 | at Clemson | ph | 1 | 0 | 0 | 0 | 0 | 0 | 0 | 0 | 0 | 0 | 0 | 0 | 0 | 0 | 0 | 1 | 0 | 0 | 0 | .231 |
| Apr 01 | BOSTON COLLEGE | ph | 1 | 0 | 1 | 0 | 0 | 0 | 0 | 0 | 0 | 0 | 0 | 0 | 0 | 0 | 0 | 0 | 0 | 0 | 0 | .286 |
| Apr 02 | BOSTON COLLEGE | ph/2b | 2 | 1 | 1 | 1 | 0 | 0 | 0 | 0 | 0 | 0 | 1 | 0 | 0 | 0 | 1 | 0 | 1 | 0 | 0 | .312 |
| Apr 03 | BOSTON COLLEGE | *2b | 4 | 0 | 1 | 0 | 0 | 0 | 0 | 0 | 0 | 0 | 0 | 0 | 1 | 0 | 0 | 0 | 4 | 0 | 0 | .300 |
| Apr 06 | at ETSU | *dh | 3 | 2 | 2 | 4 | 0 | 0 | 1 | 0 | 0 | 0 | 0 | 0 | 1 | 0 | 0 | 0 | 0 | 0 | 0 | .348 |
| Apr 09 | at Wake Forest | ph | 1 | 0 | 0 | 0 | 0 | 0 | 0 | 0 | 0 | 0 | 0 | 0 | 0 | 0 | 1 | 0 | 0 | 0 | 0 | .333 |
| Apr 10 | at Wake Forest | ph | 1 | 0 | 0 | 0 | 0 | 0 | 0 | 0 | 0 | 0 | 0 | 0 | 0 | 0 | 0 | 0 | 0 | 0 | 0 | .320 |
| Apr 13 | at Liberty | *2b | 2 | 0 | 0 | 0 | 0 | 0 | 0 | 0 | 0 | 0 | 0 | 0 | 0 | 0 | 1 | 1 | 1 | 0 | 0 | .296 |
| Apr 20 | VMI | *3b | 3 | 1 | 1 | 0 | 0 | 0 | 0 | 0 | 0 | 0 | 0 | 0 | 0 | 0 | 1 | 0 | 1 | 0 | 0 | .300 |
| Totals | | 5gs | 30 | 5 | 9 | 11 | 1 | 0 | 2 | 2 | 0 | 0 | 1 | 0 | 2 | 2 | 7 | 4 | 10 | 0 | 0 | .300 |

On base pct. .343 • Slugging pct. .533

#16 Matthew Siverling - 4 games (All games)

| Date | Opponent | Pos | AB | R | H | RBI | 2B | 3B | HR | BB | SB | CS | HBP | SAC | SF | GDP | K | PO | A | E | Avg | |
|--------|----------------|-----|----|---|---|-----|----|----|----|----|----|----|-----|-----|----|-----|---|----|---|---|-----|------|
| Feb 26 | at Miami (FL) | p | 0 | 0 | 0 | 0 | 0 | 0 | 0 | 0 | 0 | 0 | 0 | 0 | 0 | 0 | 0 | 0 | 1 | 0 | 0 | .000 |
| Mar 16 | UNCG | p | 0 | 0 | 0 | 0 | 0 | 0 | 0 | 0 | 0 | 0 | 0 | 0 | 0 | 0 | 0 | 0 | 1 | 0 | 0 | .000 |
| Mar 26 | at Pitt | p | 0 | 0 | 0 | 0 | 0 | 0 | 0 | 0 | 0 | 0 | 0 | 0 | 0 | 0 | 0 | 0 | 1 | 0 | 0 | .000 |
| Apr 03 | BOSTON COLLEGE | p | 0 | 0 | 0 | 0 | 0 | 0 | 0 | 0 | 0 | 0 | 0 | 0 | 0 | 0 | 0 | 0 | 1 | 0 | 0 | .000 |
| Totals | | 0gs | 0 | 0 | 0 | 0 | 0 | 0 | 0 | 0 | 0 | 0 | 0 | 0 | 0 | 0 | 0 | 0 | 4 | 0 | 0 | .000 |

On base pct. .000 • Slugging pct. .000

#16 Matthew Siverling - 15 appearances (All games)

| Date | Opponent | GS | IP | H | R | ER | BB | SO | 2B | 3B | HR | WP | BK | HBP | IBB | Score | W-L | Sv | ERA | NP |
|--------|----------------|----|------|----|----|----|----|----|----|----|----|----|----|-----|-----|-------|-----|----|------|----|
| Feb 21 | KENT STATE-1 | | 2.0 | 1 | 0 | 0 | 0 | 3 | 1 | 0 | 0 | 0 | 0 | 0 | 0 | 3-1 | 0-0 | 0 | 0.00 | 31 |
| Feb 26 | at Miami (FL) | | 4.0 | 1 | 0 | 0 | 1 | 6 | 0 | 0 | 0 | 0 | 0 | 0 | 0 | 5-3 | 1-0 | 0 | 0.00 | 54 |
| Mar 05 | NORTH CAROLINA | | 0.0 | 2 | 2 | 2 | 2 | 0 | 0 | 0 | 1 | 0 | 0 | 0 | 0 | 10-6 | 1-0 | 0 | 3.00 | 19 |
| Mar 06 | NORTH CAROLINA | | 2.0 | 1 | 1 | 0 | 0 | 1 | 0 | 0 | 0 | 0 | 0 | 0 | 0 | 6-4 | 1-0 | 1 | 2.25 | 25 |
| Mar 09 | VCU | | 1.0 | 0 | 0 | 0 | 1 | 2 | 0 | 0 | 0 | 0 | 0 | 0 | 0 | 10-9 | 2-0 | 1 | 2.00 | 19 |
| Mar 13 | FLORIDA STATE | | 2.0 | 1 | 0 | 0 | 1 | 2 | 0 | 0 | 0 | 0 | 0 | 0 | 0 | 5-0 | 2-0 | 1 | 1.64 | 26 |
| Mar 16 | UNCG | | 1.2 | 1 | 1 | 1 | 0 | 1 | 0 | 0 | 1 | 0 | 0 | 1 | 0 | 2-7 | 2-0 | 1 | 2.13 | 19 |
| Mar 20 | at Clemson | | 0.2 | 2 | 1 | 1 | 2 | 1 | 0 | 0 | 0 | 0 | 0 | 0 | 0 | 11-3 | 2-0 | 1 | 2.70 | - |
| Mar 26 | at Pitt | | 3.0 | 2 | 0 | 0 | 1 | 6 | 0 | 0 | 0 | 0 | 0 | 0 | 0 | 5-1 | 2-0 | 2 | 2.20 | 46 |
| Mar 28 | at Pitt | | 3.0 | 3 | 0 | 0 | 0 | 3 | 0 | 0 | 0 | 0 | 0 | 0 | 0 | 8-4 | 3-0 | 2 | 1.86 | 42 |
| Apr 03 | BOSTON COLLEGE | | 1.2 | 2 | 0 | 0 | 1 | 0 | 0 | 0 | 0 | 0 | 0 | 0 | 0 | 4-3 | 4-0 | 2 | 1.71 | 31 |
| Apr 09 | at Wake Forest | | 0.2 | 4 | 3 | 3 | 1 | 2 | 0 | 0 | 0 | 0 | 0 | 0 | 0 | 8-4 | 4-0 | 2 | 2.91 | 35 |
| Apr 13 | at Liberty | | 0.2 | 3 | 1 | 1 | 0 | 1 | 1 | 0 | 0 | 0 | 0 | 0 | 0 | 2-8 | 4-0 | 2 | 3.22 | 16 |
| Apr 16 | GEORGIA TECH | | 0.0 | 0 | 2 | 1 | 1 | 0 | 0 | 0 | 0 | 0 | 0 | 0 | 0 | 11-15 | 4-0 | 2 | 3.63 | 11 |
| Apr 18 | GEORGIA TECH | | 1.1 | 2 | 1 | 1 | 1 | 0 | 1 | 0 | 0 | 1 | 0 | 0 | 0 | 4-11 | 4-0 | 2 | 3.80 | 24 |
| Totals | | 0 | 23.2 | 25 | 12 | 10 | 12 | 28 | 3 | 0 | 2 | 1 | 0 | 1 | 0 | 94-79 | 4-0 | 2 | 3.80 | - |

#24 Nick Biddison - 8 games (All games)

| Date | Opponent | Pos | AB | R | H | RBI | 2B | 3B | HR | BB | SB | CS | HBP | SAC | SF | GDP | K | PO | A | E | Avg | |
|--------|----------------|--------|----|---|---|-----|----|----|----|----|----|----|-----|-----|----|-----|----|----|----|---|-----|------|
| Apr 06 | at ETSU | *2b | 3 | 2 | 2 | 1 | 0 | 0 | 0 | 3 | 1 | 0 | 0 | 0 | 0 | 0 | 0 | 0 | 1 | 0 | 0 | .667 |
| Apr 09 | at Wake Forest | *2b | 4 | 0 | 0 | 0 | 0 | 0 | 0 | 0 | 0 | 0 | 1 | 0 | 0 | 0 | 3 | 3 | 0 | 0 | 0 | .286 |
| Apr 10 | at Wake Forest | *2b/of | 6 | 1 | 1 | 1 | 0 | 0 | 1 | 0 | 0 | 0 | 0 | 0 | 0 | 0 | 1 | 1 | 0 | 0 | 0 | .231 |
| Apr 11 | at Wake Forest | *2b | 5 | 1 | 2 | 1 | 0 | 1 | 1 | 0 | 0 | 0 | 0 | 0 | 0 | 0 | 2 | 0 | 1 | 0 | 0 | .278 |
| Apr 16 | GEORGIA TECH | *2b | 5 | 1 | 0 | 0 | 0 | 0 | 0 | 1 | 1 | 0 | 0 | 0 | 0 | 0 | 1 | 0 | 2 | 0 | 0 | .217 |
| Apr 17 | GEORGIA TECH | *2b | 3 | 0 | 0 | 1 | 0 | 0 | 0 | 1 | 2 | 0 | 0 | 0 | 1 | 0 | 1 | 2 | 4 | 0 | 0 | .192 |
| Apr 18 | GEORGIA TECH | *2b | 5 | 0 | 2 | 0 | 0 | 0 | 0 | 0 | 0 | 0 | 0 | 0 | 0 | 0 | 2 | 0 | 2 | 0 | 0 | .226 |
| Apr 20 | VMI | *2b | 3 | 0 | 1 | 0 | 0 | 0 | 0 | 1 | 1 | 0 | 1 | 0 | 0 | 0 | 1 | 3 | 2 | 0 | 0 | .235 |
| Totals | | 8gs | 34 | 5 | 8 | 4 | 0 | 1 | 2 | 6 | 5 | 0 | 2 | 0 | 1 | 0 | 11 | 9 | 12 | 0 | 0 | .235 |

On base pct. .372 • Slugging pct. .471

PLAYER STATS

#33 Nick Holesa - 5 games (All games)

| Date | Opponent | Pos | AB | R | H | RBI | 2B | 3B | HR | BB | SB | CS | HBP | SAC | SF | GDP | K | PO | A | E | Avg |
|--------|---------------|-------|----|---|---|-----|----|----|----|----|----|----|-----|-----|----|-----|---|----|---|---|------|
| Feb 23 | RADFORD | 1b | 1 | 0 | 0 | 0 | 0 | 0 | 0 | 0 | 0 | 0 | 0 | 0 | 0 | 0 | 1 | 0 | 0 | 0 | .000 |
| Mar 14 | FLORIDA STATE | ph | 1 | 1 | 1 | 2 | 0 | 1 | 0 | 0 | 0 | 0 | 0 | 0 | 0 | 0 | 0 | 0 | 0 | 0 | .500 |
| Apr 06 | at ETSU | ph/1b | 1 | 0 | 0 | 0 | 0 | 0 | 0 | 0 | 0 | 0 | 0 | 0 | 0 | 0 | 0 | 1 | 0 | 0 | .333 |
| Apr 16 | GEORGIA TECH | ph | 1 | 1 | 1 | 1 | 0 | 0 | 0 | 0 | 0 | 0 | 0 | 0 | 0 | 0 | 0 | 0 | 0 | 0 | .500 |
| Apr 18 | GEORGIA TECH | ph | 1 | 0 | 0 | 0 | 0 | 0 | 0 | 0 | 0 | 0 | 0 | 0 | 0 | 0 | 1 | 0 | 0 | 0 | .400 |
| Totals | | ogs | 5 | 2 | 2 | 3 | 0 | 1 | 0 | 0 | 0 | 0 | 0 | 0 | 0 | 0 | 2 | 1 | 0 | 0 | .400 |

On base pct. .400 • Slugging pct. .800

#27 Noah Johnson - 1 game (All games)

| Date | Opponent | Pos | AB | R | H | RBI | 2B | 3B | HR | BB | SB | CS | HBP | SAC | SF | GDP | K | PO | A | E | Avg |
|--------|---------------|-----|----|---|---|-----|----|----|----|----|----|----|-----|-----|----|-----|---|----|---|---|------|
| Mar 14 | FLORIDA STATE | p | 0 | 0 | 0 | 0 | 0 | 0 | 0 | 0 | 0 | 0 | 0 | 0 | 0 | 0 | 0 | 0 | 1 | 0 | .000 |
| Totals | | ogs | 0 | 0 | 0 | 0 | 0 | 0 | 0 | 0 | 0 | 0 | 0 | 0 | 0 | 0 | 0 | 0 | 1 | 0 | .000 |

On base pct. .000 • Slugging pct. .000

#27 Noah Johnson - 14 appearances (All games)

| Date | Opponent | GS | IP | H | R | ER | BB | SO | 2B | 3B | HR | WP | BK | HBP | IBB | Score | W-L | Sv | ERA | NP |
|--------|----------------|----|------|----|---|----|----|----|----|----|----|----|----|-----|-----|---------|-----|----|------|----|
| Feb 23 | RADFORD | | 2.0 | 1 | 0 | 0 | 0 | 3 | 0 | 0 | 0 | 1 | 0 | 0 | 0 | 22-2 | 0-0 | 0 | 0.00 | 33 |
| Mar 07 | NORTH CAROLINA | | 0.1 | 1 | 1 | 1 | 1 | 1 | 0 | 0 | 1 | 0 | 0 | 0 | 0 | 6-9 | 0-1 | 0 | 3.86 | 14 |
| Mar 09 | VCU | | 2.2 | 3 | 0 | 0 | 1 | 5 | 0 | 0 | 0 | 0 | 0 | 1 | 0 | 10-9 | 0-1 | 0 | 1.80 | 46 |
| Mar 12 | FLORIDA STATE | | 0.2 | 1 | 0 | 0 | 0 | 1 | 0 | 0 | 0 | 0 | 0 | 0 | 0 | 4-6 | 0-1 | 0 | 1.59 | 9 |
| Mar 14 | FLORIDA STATE | | 2.1 | 4 | 1 | 1 | 0 | 1 | 0 | 0 | 0 | 0 | 0 | 0 | 0 | 7-14 | 0-1 | 0 | 2.25 | 35 |
| Mar 16 | UNCG | | 0.0 | 1 | 0 | 0 | 0 | 0 | 0 | 0 | 0 | 1 | 0 | 0 | 0 | 2-7 | 0-1 | 0 | 2.25 | 5 |
| Mar 19 | at Clemson | | 0.1 | 0 | 0 | 0 | 0 | 0 | 0 | 0 | 0 | 0 | 0 | 0 | 0 | 2-8 | 0-1 | 0 | 2.16 | - |
| Mar 21 | at Clemson | | 0.1 | 1 | 2 | 2 | 0 | 1 | 0 | 0 | 1 | 0 | 0 | 1 | 0 | 2-4 | 0-2 | 0 | 4.15 | - |
| Apr 02 | BOSTON COLLEGE | | 1.1 | 2 | 1 | 1 | 1 | 1 | 0 | 0 | 0 | 1 | 0 | 0 | 0 | 6-5 | 0-2 | 0 | 4.50 | 28 |
| Apr 06 | at ETSU | | 2.2 | 2 | 0 | 0 | 0 | 5 | 0 | 0 | 0 | 0 | 0 | 0 | 0 | 15-5 | 0-2 | 0 | 3.55 | 44 |
| Apr 10 | at Wake Forest | | 0.1 | 3 | 2 | 2 | 0 | 1 | 1 | 0 | 1 | 0 | 0 | 0 | 0 | 16-4 | 0-2 | 0 | 4.85 | 14 |
| Apr 16 | GEORGIA TECH | | 0.1 | 0 | 0 | 0 | 0 | 0 | 0 | 0 | 0 | 0 | 0 | 0 | 0 | 11-15 | 0-2 | 0 | 4.72 | 8 |
| Apr 18 | GEORGIA TECH | | 0.1 | 0 | 0 | 0 | 0 | 0 | 0 | 0 | 0 | 0 | 0 | 0 | 0 | 4-11 | 0-2 | 0 | 4.61 | 3 |
| Apr 20 | VMI | | 0.0 | 0 | 0 | 0 | 2 | 0 | 0 | 0 | 0 | 1 | 0 | 0 | 0 | 7-5 | 0-2 | 0 | 4.61 | 13 |
| Totals | | 0 | 13.2 | 19 | 7 | 7 | 5 | 19 | 1 | 0 | 3 | 4 | 0 | 2 | 0 | 114-104 | 0-2 | 0 | 4.61 | - |

#15 Nic Psimas - 1 appearance (All games)

| Date | Opponent | GS | IP | H | R | ER | BB | SO | 2B | 3B | HR | WP | BK | HBP | IBB | Score | W-L | Sv | ERA | NP |
|--------|---------------|----|-----|---|---|----|----|----|----|----|----|----|----|-----|-----|-------|-----|----|------|----|
| Mar 14 | FLORIDA STATE | | 1.0 | 0 | 0 | 0 | 1 | 1 | 0 | 0 | 0 | 0 | 0 | 0 | 0 | 7-14 | 0-0 | 0 | 0.00 | 18 |
| Totals | | 0 | 1.0 | 0 | 0 | 0 | 1 | 1 | 0 | 0 | 0 | 0 | 0 | 0 | 0 | 7-14 | 0-0 | 0 | 0.00 | - |

#10 Nolan Wilson - 3 appearances (All games)

| Date | Opponent | GS | IP | H | R | ER | BB | SO | 2B | 3B | HR | WP | BK | HBP | IBB | Score | W-L | Sv | ERA | NP |
|--------|---------------|----|-----|---|---|----|----|----|----|----|----|----|----|-----|-----|-------|-----|----|------|----|
| Mar 10 | VCU | | 1.1 | 1 | 0 | 0 | 1 | 2 | 1 | 0 | 0 | 0 | 0 | 0 | 1 | 7-10 | 0-0 | 0 | 0.00 | 30 |
| Mar 14 | FLORIDA STATE | | 0.1 | 0 | 0 | 0 | 1 | 1 | 0 | 0 | 0 | 0 | 0 | 1 | 0 | 7-14 | 0-0 | 0 | 0.00 | 13 |
| Apr 13 | at Liberty | | 0.1 | 3 | 1 | 1 | 0 | 1 | 0 | 0 | 0 | 0 | 0 | 0 | 0 | 2-8 | 0-0 | 0 | 4.50 | 19 |
| Totals | | 0 | 2.0 | 4 | 1 | 1 | 2 | 4 | 1 | 0 | 0 | 0 | 0 | 1 | 1 | 16-32 | 0-0 | 0 | 4.50 | - |

#30 Peyton Alford - 3 games (All games)

| Date | Opponent | Pos | AB | R | H | RBI | 2B | 3B | HR | BB | SB | CS | HBP | SAC | SF | GDP | K | PO | A | E | Avg |
|--------|----------------|-----|----|---|---|-----|----|----|----|----|----|----|-----|-----|----|-----|---|----|---|---|------|
| Mar 05 | NORTH CAROLINA | *p | 0 | 0 | 0 | 0 | 0 | 0 | 0 | 0 | 0 | 0 | 0 | 0 | 0 | 0 | 0 | 1 | 0 | 0 | .000 |
| Mar 19 | at Clemson | *p | 0 | 0 | 0 | 0 | 0 | 0 | 0 | 0 | 0 | 0 | 0 | 0 | 0 | 0 | 0 | 0 | 2 | 1 | .000 |
| Apr 16 | GEORGIA TECH | *p | 0 | 0 | 0 | 0 | 0 | 0 | 0 | 0 | 0 | 0 | 0 | 0 | 0 | 0 | 0 | 0 | 1 | 0 | .000 |
| Totals | | 3gs | 0 | 0 | 0 | 0 | 0 | 0 | 0 | 0 | 0 | 0 | 0 | 0 | 0 | 0 | 0 | 1 | 3 | 1 | .000 |

On base pct. .000 • Slugging pct. .000

PLAYER STATS

#30 Peyton Alford - 9 appearances (All games)

| Date | Opponent | GS | IP | H | R | ER | BB | SO | 2B | 3B | HR | WP | BK | HBP | IBB | Score | W-L | Sv | ERA | NP |
|--------|----------------|----|------|----|----|----|----|----|----|----|----|----|----|-----|-----|-------|-----|----|------|-----|
| Feb 21 | KENT STATE-2 | | 1.0 | 2 | 1 | 1 | 1 | 1 | 0 | 0 | 0 | 0 | 0 | 1 | 0 | 9-2 | 0-0 | 0 | 9.00 | 35 |
| Feb 26 | at Miami (FL) | * | 3.0 | 3 | 3 | 2 | 3 | 4 | 0 | 0 | 0 | 0 | 0 | 1 | 0 | 5-3 | 0-0 | 0 | 6.75 | 66 |
| Mar 05 | NORTH CAROLINA | * | 4.1 | 2 | 4 | 3 | 3 | 10 | 1 | 0 | 1 | 1 | 0 | 1 | 0 | 10-6 | 0-0 | 0 | 6.48 | 86 |
| Mar 12 | FLORIDA STATE | * | 5.2 | 3 | 1 | 1 | 0 | 10 | 0 | 0 | 0 | 0 | 0 | 1 | 0 | 4-6 | 0-0 | 0 | 4.50 | 68 |
| Mar 19 | at Clemson | * | 6.2 | 8 | 8 | 4 | 3 | 9 | 0 | 1 | 3 | 1 | 0 | 0 | 0 | 2-8 | 0-1 | 0 | 4.79 | - |
| Mar 26 | at Pitt | * | 6.0 | 4 | 1 | 1 | 3 | 8 | 0 | 0 | 0 | 1 | 0 | 1 | 0 | 5-1 | 1-1 | 0 | 4.05 | 110 |
| Apr 01 | BOSTON COLLEGE | * | 2.0 | 4 | 6 | 6 | 6 | 5 | 2 | 0 | 0 | 0 | 1 | 0 | 1 | 3-7 | 1-2 | 0 | 5.65 | 70 |
| Apr 09 | at Wake Forest | * | 4.1 | 3 | 1 | 1 | 4 | 7 | 2 | 0 | 0 | 2 | 0 | 1 | 0 | 8-4 | 1-2 | 0 | 5.18 | 109 |
| Apr 16 | GEORGIA TECH | * | 5.0 | 6 | 3 | 3 | 3 | 4 | 1 | 0 | 0 | 0 | 0 | 0 | 0 | 11-15 | 1-2 | 0 | 5.21 | 105 |
| Totals | | 8 | 38.0 | 35 | 28 | 22 | 26 | 58 | 6 | 1 | 4 | 5 | 1 | 6 | 1 | 57-52 | 1-2 | 0 | 5.21 | - |

#42 Ryan Gleason - 1 appearance (All games)

| Date | Opponent | GS | IP | H | R | ER | BB | SO | 2B | 3B | HR | WP | BK | HBP | IBB | Score | W-L | Sv | ERA | NP |
|--------|---------------|----|-----|---|---|----|----|----|----|----|----|----|----|-----|-----|-------|-----|----|--------|----|
| Mar 14 | FLORIDA STATE | | 0.0 | 1 | 2 | 2 | 1 | 0 | 0 | 0 | 1 | 1 | 0 | 0 | 0 | 7-14 | 0-0 | 0 | 999.00 | 13 |
| Totals | | 0 | 0.0 | 1 | 2 | 2 | 1 | 0 | 0 | 0 | 1 | 1 | 0 | 0 | 0 | 7-14 | 0-0 | 0 | 999.00 | - |

#35 Ryan Metz - 3 games (All games)

| Date | Opponent | Pos | AB | R | H | RBI | 2B | 3B | HR | BB | SB | CS | HBP | SAC | SF | GDP | K | PO | A | E | Avg |
|--------|---------------|-----|----|---|---|-----|----|----|----|----|----|----|-----|-----|----|-----|---|----|---|---|------|
| Mar 09 | VCU | p | 0 | 0 | 0 | 0 | 0 | 0 | 0 | 0 | 0 | 0 | 0 | 0 | 0 | 0 | 0 | 0 | 1 | 0 | .000 |
| Mar 10 | VCU | p | 0 | 0 | 0 | 0 | 0 | 0 | 0 | 0 | 0 | 0 | 0 | 0 | 0 | 0 | 0 | 0 | 1 | 0 | .000 |
| Mar 14 | FLORIDA STATE | *p | 0 | 0 | 0 | 0 | 0 | 0 | 0 | 0 | 0 | 0 | 0 | 0 | 0 | 0 | 0 | 0 | 1 | 0 | .000 |
| Totals | | 1gs | 0 | 0 | 0 | 0 | 0 | 0 | 0 | 0 | 0 | 0 | 0 | 0 | 0 | 0 | 0 | 0 | 3 | 0 | .000 |

On base pct. .000 • Slugging pct. .000

#35 Ryan Metz - 7 appearances (All games)

| Date | Opponent | GS | IP | H | R | ER | BB | SO | 2B | 3B | HR | WP | BK | HBP | IBB | Score | W-L | Sv | ERA | NP |
|--------|----------------|----|-----|----|----|----|----|----|----|----|----|----|----|-----|-----|-------|-----|----|-------|----|
| Feb 23 | RADFORD | | 1.0 | 3 | 1 | 1 | 0 | 2 | 1 | 1 | 0 | 0 | 0 | 0 | 0 | 22-2 | 0-0 | 0 | 9.00 | 19 |
| Mar 07 | NORTH CAROLINA | | 0.1 | 0 | 0 | 0 | 0 | 0 | 0 | 0 | 0 | 0 | 0 | 0 | 0 | 6-9 | 0-0 | 0 | 6.75 | 1 |
| Mar 09 | VCU | | 1.0 | 2 | 2 | 2 | 1 | 1 | 2 | 0 | 0 | 0 | 0 | 0 | 0 | 10-9 | 0-0 | 0 | 11.57 | 18 |
| Mar 10 | VCU | | 3.1 | 4 | 3 | 1 | 2 | 5 | 0 | 0 | 0 | 1 | 0 | 1 | 2 | 7-10 | 0-0 | 0 | 6.35 | 61 |
| Mar 14 | FLORIDA STATE | * | 0.2 | 3 | 4 | 2 | 0 | 0 | 1 | 0 | 2 | 0 | 0 | 1 | 0 | 7-14 | 0-1 | 0 | 8.53 | 32 |
| Apr 13 | at Liberty | | 2.0 | 0 | 0 | 0 | 1 | 1 | 0 | 0 | 0 | 0 | 0 | 0 | 0 | 2-8 | 0-1 | 0 | 6.48 | 30 |
| Apr 18 | GEORGIA TECH | | 0.0 | 1 | 2 | 2 | 1 | 0 | 0 | 0 | 0 | 0 | 0 | 0 | 0 | 4-11 | 0-1 | 0 | 8.64 | 9 |
| Totals | | 1 | 8.1 | 13 | 12 | 8 | 5 | 9 | 4 | 1 | 2 | 1 | 0 | 2 | 2 | 58-63 | 0-1 | 0 | 8.64 | - |

#22 Ryan Okuda - 3 games (All games)

| Date | Opponent | Pos | AB | R | H | RBI | 2B | 3B | HR | BB | SB | CS | HBP | SAC | SF | GDP | K | PO | A | E | Avg |
|--------|----------------|-----|----|---|---|-----|----|----|----|----|----|----|-----|-----|----|-----|---|----|---|---|------|
| Feb 23 | RADFORD | *p | 0 | 0 | 0 | 0 | 0 | 0 | 0 | 0 | 0 | 0 | 0 | 0 | 0 | 0 | 0 | 0 | 2 | 0 | .000 |
| Mar 16 | UNCG | p | 0 | 0 | 0 | 0 | 0 | 0 | 0 | 0 | 0 | 0 | 0 | 0 | 0 | 0 | 0 | 0 | 1 | 0 | .000 |
| Apr 01 | BOSTON COLLEGE | p | 0 | 0 | 0 | 0 | 0 | 0 | 0 | 0 | 0 | 0 | 0 | 0 | 0 | 0 | 0 | 0 | 2 | 0 | .000 |
| Totals | | 1gs | 0 | 0 | 0 | 0 | 0 | 0 | 0 | 0 | 0 | 0 | 0 | 0 | 0 | 0 | 0 | 0 | 5 | 0 | .000 |

On base pct. .000 • Slugging pct. .000

PLAYER STATS

#22 Ryan Okuda - 11 appearances (All games)

| Date | Opponent | GS | IP | H | R | ER | BB | SO | 2B | 3B | HR | WP | BK | HBP | IBB | Score | W-L | Sv | ERA | NP |
|--------|----------------|----|------|----|----|----|----|----|----|----|----|----|----|-----|-----|-------|-----|----|------|-----|
| Feb 23 | RADFORD | * | 3.0 | 3 | 1 | 0 | 1 | 3 | 0 | 0 | 0 | 1 | 0 | 0 | 0 | 22-2 | 1-0 | 0 | 0.00 | 52 |
| Feb 27 | at Miami (FL) | | 1.0 | 0 | 0 | 0 | 0 | 1 | 0 | 0 | 0 | 1 | 0 | 0 | 0 | 0-3 | 1-0 | 0 | 0.00 | 13 |
| Feb 28 | at Miami (FL) | | 0.0 | 2 | 2 | 2 | 0 | 0 | 0 | 0 | 0 | 0 | 0 | 0 | 0 | 9-6 | 1-0 | 0 | 4.50 | 5 |
| Mar 05 | NORTH CAROLINA | | 0.2 | 0 | 0 | 0 | 1 | 1 | 0 | 0 | 0 | 0 | 0 | 0 | 0 | 10-6 | 2-0 | 0 | 3.86 | 15 |
| Mar 07 | NORTH CAROLINA | | 0.1 | 0 | 0 | 0 | 0 | 0 | 0 | 0 | 0 | 0 | 0 | 0 | 0 | 6-9 | 2-0 | 0 | 3.60 | 2 |
| Mar 09 | VCU | * | 1.1 | 4 | 4 | 4 | 1 | 1 | 1 | 0 | 0 | 0 | 0 | 1 | 0 | 10-9 | 2-0 | 0 | 8.53 | 40 |
| Mar 16 | UNCG | | 4.0 | 6 | 4 | 4 | 0 | 4 | 0 | 0 | 0 | 0 | 0 | 0 | 0 | 2-7 | 2-1 | 0 | 8.71 | 69 |
| Apr 01 | BOSTON COLLEGE | | 6.2 | 7 | 1 | 1 | 1 | 9 | 0 | 0 | 1 | 1 | 0 | 0 | 0 | 3-7 | 2-1 | 0 | 5.82 | 111 |
| Apr 06 | at ETSU | | 0.0 | 2 | 3 | 2 | 1 | 0 | 0 | 0 | 0 | 0 | 0 | 0 | 0 | 15-5 | 2-1 | 0 | 6.88 | 17 |
| Apr 13 | at Liberty | * | 3.1 | 3 | 2 | 1 | 1 | 4 | 1 | 0 | 1 | 0 | 0 | 2 | 0 | 2-8 | 2-2 | 0 | 6.20 | 60 |
| Apr 20 | VMI | * | 3.2 | 4 | 3 | 3 | 0 | 4 | 1 | 0 | 0 | 0 | 0 | 0 | 0 | 7-5 | 2-2 | 0 | 6.38 | 46 |
| Totals | | 4 | 24.0 | 31 | 20 | 17 | 6 | 27 | 3 | 0 | 2 | 3 | 0 | 3 | 0 | 86-67 | 2-2 | 0 | 6.38 | - |

#12 Shane Connolly - 4 games (All games)

| Date | Opponent | Pos | AB | R | H | RBI | 2B | 3B | HR | BB | SB | CS | HBP | SAC | SF | GDP | K | PO | A | E | Avg |
|--------|---------------|-----|----|---|---|-----|----|----|----|----|----|----|-----|-----|----|-----|---|----|---|---|------|
| Feb 26 | at Miami (FL) | p | 0 | 0 | 0 | 0 | 0 | 0 | 0 | 0 | 0 | 0 | 0 | 0 | 0 | 0 | 0 | 0 | 1 | 0 | .000 |
| Mar 21 | at Clemson | *p | 0 | 0 | 0 | 0 | 0 | 0 | 0 | 0 | 0 | 0 | 0 | 0 | 0 | 0 | 0 | 0 | 2 | 0 | .000 |
| Mar 28 | at Pitt | *p | 0 | 0 | 0 | 0 | 0 | 0 | 0 | 0 | 0 | 0 | 0 | 0 | 0 | 0 | 0 | 0 | 1 | 0 | .000 |
| Apr 18 | GEORGIA TECH | *p | 0 | 0 | 0 | 0 | 0 | 0 | 0 | 0 | 0 | 0 | 0 | 0 | 0 | 0 | 0 | 0 | 1 | 0 | .000 |
| Totals | | 3gs | 0 | 0 | 0 | 0 | 0 | 0 | 0 | 0 | 0 | 0 | 0 | 0 | 0 | 0 | 0 | 0 | 5 | 0 | .000 |

On base pct. .000 • Slugging pct. .000

#12 Shane Connolly - 14 appearances (All games)

| Date | Opponent | GS | IP | H | R | ER | BB | SO | 2B | 3B | HR | WP | BK | HBP | IBB | Score | W-L | Sv | ERA | NP |
|--------|----------------|----|------|----|----|----|----|----|----|----|----|----|----|-----|-----|-------|-----|----|------|----|
| Feb 21 | KENT STATE-2 | | 2.2 | 1 | 0 | 0 | 0 | 3 | 0 | 0 | 0 | 0 | 0 | 0 | 0 | 9-2 | 0-0 | 1 | 0.00 | 30 |
| Feb 26 | at Miami (FL) | | 2.0 | 2 | 0 | 0 | 0 | 1 | 0 | 0 | 0 | 0 | 0 | 0 | 0 | 5-3 | 0-0 | 2 | 0.00 | 26 |
| Feb 28 | at Miami (FL) | | 2.0 | 2 | 0 | 0 | 0 | 0 | 0 | 0 | 0 | 1 | 0 | 0 | 0 | 9-6 | 0-0 | 3 | 0.00 | 33 |
| Mar 05 | NORTH CAROLINA | | 1.2 | 2 | 0 | 0 | 0 | 5 | 0 | 0 | 0 | 0 | 0 | 0 | 0 | 10-6 | 0-0 | 4 | 0.00 | 37 |
| Mar 07 | NORTH CAROLINA | | 2.1 | 0 | 0 | 0 | 2 | 6 | 0 | 0 | 0 | 1 | 0 | 0 | 0 | 6-9 | 0-0 | 4 | 0.00 | 41 |
| Mar 12 | FLORIDA STATE | | 1.2 | 4 | 4 | 3 | 1 | 3 | 1 | 0 | 1 | 2 | 0 | 1 | 0 | 4-6 | 0-1 | 4 | 2.19 | 43 |
| Mar 14 | FLORIDA STATE | | 0.1 | 2 | 1 | 1 | 0 | 0 | 2 | 0 | 0 | 0 | 0 | 0 | 0 | 7-14 | 0-1 | 4 | 2.84 | 11 |
| Mar 21 | at Clemson | * | 7.0 | 3 | 1 | 1 | 0 | 11 | 0 | 0 | 0 | 0 | 0 | 1 | 0 | 2-4 | 0-1 | 4 | 2.29 | - |
| Mar 27 | at Pitt | | 1.0 | 1 | 0 | 0 | 0 | 3 | 1 | 0 | 0 | 0 | 0 | 0 | 0 | 8-4 | 0-1 | 5 | 2.18 | 17 |
| Mar 28 | at Pitt | * | 4.0 | 3 | 1 | 1 | 2 | 6 | 0 | 0 | 0 | 0 | 0 | 1 | 1 | 8-4 | 0-1 | 5 | 2.19 | 59 |
| Apr 03 | BOSTON COLLEGE | * | 4.0 | 8 | 3 | 3 | 1 | 4 | 2 | 0 | 0 | 1 | 0 | 0 | 0 | 4-3 | 0-1 | 5 | 2.83 | 62 |
| Apr 09 | at Wake Forest | | 2.0 | 0 | 0 | 0 | 0 | 3 | 0 | 0 | 0 | 0 | 0 | 0 | 0 | 8-4 | 0-1 | 5 | 2.64 | 25 |
| Apr 11 | at Wake Forest | | 3.1 | 5 | 4 | 4 | 1 | 3 | 1 | 0 | 2 | 0 | 0 | 0 | 0 | 10-9 | 1-1 | 5 | 3.44 | 65 |
| Apr 18 | GEORGIA TECH | * | 6.0 | 6 | 3 | 3 | 1 | 7 | 2 | 0 | 2 | 0 | 0 | 0 | 0 | 4-11 | 1-1 | 5 | 3.60 | 99 |
| Totals | | 4 | 40.0 | 39 | 17 | 16 | 8 | 55 | 9 | 0 | 5 | 5 | 0 | 3 | 1 | 94-85 | 1-1 | 5 | 3.60 | - |

#25 Samuel Rochard - 3 appearances (All games)

| Date | Opponent | GS | IP | H | R | ER | BB | SO | 2B | 3B | HR | WP | BK | HBP | IBB | Score | W-L | Sv | ERA | NP |
|--------|----------------|----|-----|---|---|----|----|----|----|----|----|----|----|-----|-----|-------|-----|----|--------|----|
| Feb 21 | KENT STATE-2 | | 0.0 | 0 | 0 | 0 | 1 | 0 | 0 | 0 | 0 | 0 | 0 | 0 | 0 | 9-2 | 0-0 | 0 | 0.00 | 5 |
| Mar 07 | NORTH CAROLINA | | 0.0 | 0 | 0 | 0 | 2 | 0 | 0 | 0 | 0 | 0 | 0 | 0 | 0 | 6-9 | 0-0 | 0 | 0.00 | 10 |
| Mar 14 | FLORIDA STATE | | 0.0 | 2 | 2 | 2 | 0 | 0 | 0 | 0 | 0 | 0 | 0 | 0 | 0 | 7-14 | 0-0 | 0 | 999.00 | 4 |
| Totals | | 0 | 0.0 | 2 | 2 | 2 | 3 | 0 | 0 | 0 | 0 | 0 | 0 | 0 | 0 | 22-25 | 0-0 | 0 | 999.00 | - |

PLAYER STATS

#39 Peter Sakellaris - 10 appearances (All games)

| Date | Opponent | GS | IP | H | R | ER | BB | SO | 2B | 3B | HR | WP | BK | HBP | IBB | Score | W-L | Sv | ERA | NP |
|--------|----------------|----|-----|----|---|----|----|----|----|----|----|----|----|-----|-----|-------|-----|----|-------|----|
| Mar 07 | NORTH CAROLINA | | 0.0 | 0 | 2 | 0 | 0 | 0 | 0 | 0 | 0 | 0 | 0 | 0 | 0 | 6-9 | 0-0 | 0 | 0.00 | 3 |
| Mar 09 | VCU | | 0.1 | 1 | 2 | 2 | 1 | 1 | 0 | 0 | 0 | 0 | 0 | 0 | 0 | 10-9 | 0-0 | 0 | 54.00 | 11 |
| Mar 14 | FLORIDA STATE | | 1.1 | 2 | 1 | 1 | 0 | 1 | 1 | 0 | 0 | 0 | 0 | 1 | 0 | 7-14 | 0-0 | 0 | 16.20 | 26 |
| Mar 16 | UNCG | | 0.2 | 1 | 0 | 0 | 1 | 0 | 0 | 0 | 0 | 0 | 0 | 0 | 0 | 2-7 | 0-0 | 0 | 11.57 | 21 |
| Mar 19 | at Clemson | | 1.0 | 2 | 0 | 0 | 0 | 0 | 0 | 0 | 0 | 0 | 0 | 0 | 0 | 2-8 | 0-0 | 0 | 8.10 | - |
| Apr 01 | BOSTON COLLEGE | | 0.1 | 0 | 0 | 0 | 0 | 0 | 0 | 0 | 0 | 0 | 0 | 0 | 0 | 3-7 | 0-0 | 0 | 7.36 | 4 |
| Apr 06 | at ETSU | | 1.1 | 3 | 0 | 0 | 1 | 2 | 0 | 0 | 0 | 0 | 0 | 0 | 0 | 15-5 | 1-0 | 0 | 5.40 | 36 |
| Apr 13 | at Liberty | | 0.2 | 0 | 0 | 0 | 0 | 0 | 0 | 0 | 0 | 0 | 0 | 0 | 0 | 2-8 | 1-0 | 0 | 4.76 | 7 |
| Apr 16 | GEORGIA TECH | | 0.1 | 2 | 1 | 1 | 0 | 0 | 0 | 0 | 1 | 1 | 0 | 0 | 0 | 11-15 | 1-0 | 0 | 6.00 | 10 |
| Apr 18 | GEORGIA TECH | | 0.1 | 0 | 2 | 2 | 1 | 1 | 0 | 0 | 0 | 0 | 0 | 1 | 0 | 4-11 | 1-0 | 0 | 8.53 | 10 |
| Totals | | 0 | 6.1 | 11 | 8 | 6 | 4 | 5 | 1 | 0 | 1 | 1 | 0 | 2 | 0 | 62-93 | 1-0 | 0 | 8.53 | - |

#7 TJ Rumfield - 33 games (All games)

| Date | Opponent | Pos | AB | R | H | RBI | 2B | 3B | HR | BB | SB | CS | HBP | SAC | SF | GDP | K | PO | A | E | Avg |
|--------|----------------|------|-----|----|----|-----|----|----|----|----|----|----|-----|-----|----|-----|----|-----|----|---|------|
| Feb 21 | KENT STATE-1 | *1b | 3 | 0 | 0 | 0 | 0 | 0 | 0 | 0 | 0 | 0 | 1 | 0 | 0 | 0 | 11 | 0 | 0 | 0 | .000 |
| Feb 21 | KENT STATE-2 | *1b | 4 | 1 | 1 | 0 | 1 | 0 | 0 | 0 | 0 | 0 | 0 | 0 | 0 | 0 | 1 | 7 | 0 | 0 | .143 |
| Feb 23 | RADFORD | *1b | 5 | 4 | 3 | 5 | 1 | 0 | 2 | 0 | 0 | 0 | 0 | 0 | 0 | 0 | 9 | 0 | 0 | 0 | .333 |
| Feb 26 | at Miami (FL) | *dh | 4 | 1 | 1 | 2 | 0 | 0 | 1 | 0 | 0 | 0 | 0 | 0 | 0 | 0 | 0 | 0 | 0 | 0 | .312 |
| Feb 27 | at Miami (FL) | *1b | 3 | 0 | 2 | 0 | 0 | 0 | 0 | 1 | 0 | 0 | 0 | 0 | 0 | 0 | 9 | 1 | 0 | 0 | .368 |
| Feb 28 | at Miami (FL) | *1b | 5 | 0 | 2 | 0 | 0 | 0 | 0 | 0 | 0 | 0 | 0 | 0 | 0 | 0 | 1 | 11 | 0 | 0 | .375 |
| Mar 05 | NORTH CAROLINA | *dh | 4 | 1 | 2 | 1 | 0 | 0 | 0 | 1 | 0 | 0 | 0 | 0 | 0 | 0 | 0 | 0 | 0 | 0 | .393 |
| Mar 06 | NORTH CAROLINA | *1b | 2 | 0 | 0 | 0 | 0 | 0 | 0 | 2 | 0 | 0 | 0 | 0 | 0 | 0 | 8 | 0 | 0 | 0 | .367 |
| Mar 07 | NORTH CAROLINA | *1b | 5 | 0 | 2 | 0 | 0 | 0 | 0 | 0 | 0 | 0 | 0 | 0 | 0 | 0 | 5 | 0 | 0 | 0 | .371 |
| Mar 09 | VCU | *1b | 4 | 3 | 2 | 0 | 1 | 0 | 0 | 2 | 0 | 0 | 0 | 0 | 0 | 0 | 8 | 1 | 0 | 0 | .385 |
| Mar 10 | VCU | *1b | 5 | 1 | 1 | 2 | 0 | 0 | 0 | 0 | 0 | 0 | 0 | 0 | 0 | 1 | 8 | 0 | 0 | 0 | .364 |
| Mar 12 | FLORIDA STATE | *1b | 5 | 1 | 3 | 0 | 0 | 0 | 0 | 0 | 0 | 0 | 0 | 0 | 0 | 0 | 1 | 4 | 0 | 1 | .388 |
| Mar 13 | FLORIDA STATE | *1b | 3 | 1 | 1 | 0 | 1 | 0 | 0 | 1 | 0 | 0 | 0 | 0 | 0 | 0 | 9 | 0 | 0 | 0 | .385 |
| Mar 14 | FLORIDA STATE | *1b | 5 | 1 | 2 | 0 | 0 | 0 | 0 | 0 | 0 | 0 | 0 | 0 | 0 | 0 | 11 | 0 | 0 | 0 | .386 |
| Mar 16 | UNCG | *1b | 4 | 1 | 2 | 0 | 0 | 0 | 0 | 0 | 0 | 0 | 0 | 0 | 0 | 0 | 8 | 1 | 0 | 0 | .393 |
| Mar 19 | at Clemson | *1b | 5 | 0 | 2 | 1 | 0 | 0 | 0 | 0 | 0 | 0 | 0 | 0 | 0 | 0 | 5 | 1 | 0 | 0 | .394 |
| Mar 20 | at Clemson | *1b | 5 | 1 | 1 | 0 | 0 | 0 | 0 | 1 | 1 | 0 | 0 | 0 | 0 | 0 | 1 | 9 | 2 | 0 | .380 |
| Mar 21 | at Clemson | *1b | 4 | 0 | 1 | 0 | 0 | 0 | 0 | 0 | 0 | 0 | 0 | 0 | 0 | 0 | 1 | 6 | 0 | 0 | .373 |
| Mar 26 | at Pitt | *1b | 5 | 0 | 0 | 0 | 0 | 0 | 0 | 0 | 0 | 0 | 0 | 0 | 0 | 0 | 1 | 7 | 0 | 0 | .350 |
| Mar 27 | at Pitt | *1b | 4 | 1 | 2 | 3 | 0 | 0 | 0 | 1 | 0 | 0 | 0 | 0 | 0 | 0 | 7 | 0 | 0 | 0 | .357 |
| Mar 28 | at Pitt | *1b | 4 | 1 | 2 | 1 | 1 | 0 | 0 | 1 | 0 | 0 | 0 | 0 | 0 | 0 | 7 | 0 | 0 | 0 | .364 |
| Apr 01 | BOSTON COLLEGE | *1b | 3 | 1 | 2 | 0 | 0 | 0 | 0 | 1 | 0 | 0 | 0 | 0 | 0 | 0 | 1 | 7 | 0 | 0 | .374 |
| Apr 02 | BOSTON COLLEGE | *1b | 4 | 0 | 0 | 1 | 0 | 0 | 0 | 0 | 0 | 0 | 0 | 0 | 1 | 0 | 2 | 9 | 1 | 0 | .358 |
| Apr 03 | BOSTON COLLEGE | *1b | 4 | 1 | 2 | 1 | 1 | 0 | 1 | 0 | 0 | 0 | 0 | 0 | 0 | 1 | 15 | 0 | 0 | 0 | .364 |
| Apr 06 | at ETSU | *1b | 4 | 0 | 0 | 1 | 0 | 0 | 0 | 1 | 0 | 0 | 0 | 0 | 0 | 0 | 1 | 4 | 0 | 1 | .350 |
| Apr 09 | at Wake Forest | *1b | 5 | 1 | 1 | 0 | 0 | 0 | 0 | 0 | 0 | 0 | 0 | 0 | 0 | 0 | 1 | 7 | 0 | 0 | .343 |
| Apr 10 | at Wake Forest | *1b | 3 | 2 | 2 | 2 | 0 | 0 | 1 | 1 | 0 | 0 | 1 | 0 | 0 | 0 | 7 | 1 | 0 | 0 | .351 |
| Apr 11 | at Wake Forest | *1b | 4 | 1 | 2 | 3 | 1 | 0 | 0 | 1 | 0 | 0 | 0 | 0 | 0 | 0 | 7 | 0 | 0 | 0 | .357 |
| Apr 13 | at Liberty | *1b | 4 | 1 | 1 | 0 | 0 | 0 | 0 | 0 | 0 | 0 | 0 | 0 | 0 | 0 | 1 | 4 | 0 | 0 | .353 |
| Apr 16 | GEORGIA TECH | *1b | 5 | 1 | 2 | 2 | 2 | 0 | 0 | 1 | 0 | 0 | 0 | 0 | 0 | 0 | 1 | 12 | 2 | 0 | .355 |
| Apr 17 | GEORGIA TECH | *1b | 5 | 0 | 0 | 0 | 0 | 0 | 0 | 0 | 0 | 0 | 0 | 0 | 0 | 0 | 7 | 1 | 0 | 0 | .341 |
| Apr 18 | GEORGIA TECH | *1b | 3 | 0 | 1 | 1 | 0 | 0 | 0 | 1 | 0 | 0 | 0 | 0 | 0 | 0 | 11 | 0 | 0 | 0 | .341 |
| Apr 20 | VMI | *1b | 4 | 1 | 2 | 5 | 0 | 0 | 1 | 0 | 0 | 0 | 0 | 0 | 0 | 0 | 9 | 0 | 0 | 0 | .346 |
| Totals | | 33gs | 136 | 27 | 47 | 31 | 9 | 0 | 6 | 16 | 1 | 0 | 2 | 0 | 1 | 2 | 13 | 248 | 11 | 2 | .346 |

On base pct. .419 • Slugging pct. .544

VIRGINIA TECH BASEBALL

PLAYER STATS

#8 Tanner Schobel - 33 games (All games)

| Date | Opponent | Pos | AB | R | H | RBI | 2B | 3B | HR | BB | SB | CS | HBP | SAC | SF | GDP | K | PO | A | E | Avg |
|--------|----------------|--------|-----|----|----|-----|----|----|----|----|----|----|-----|-----|----|-----|----|----|----|---|------|
| Feb 21 | KENT STATE-1 | *2b | 4 | 0 | 1 | 1 | 1 | 0 | 0 | 0 | 0 | 0 | 0 | 0 | 0 | 0 | 2 | 0 | 1 | 0 | .250 |
| Feb 21 | KENT STATE-2 | *2b | 3 | 0 | 1 | 2 | 0 | 0 | 0 | 1 | 0 | 0 | 0 | 0 | 0 | 0 | 1 | 2 | 2 | 0 | .286 |
| Feb 23 | RADFORD | *2b | 3 | 0 | 0 | 3 | 0 | 0 | 0 | 0 | 0 | 0 | 1 | 0 | 2 | 0 | 0 | 1 | 2 | 0 | .200 |
| Feb 26 | at Miami (FL) | *2b | 4 | 0 | 0 | 0 | 0 | 0 | 0 | 0 | 0 | 0 | 0 | 0 | 0 | 0 | 2 | 3 | 3 | 1 | .143 |
| Feb 27 | at Miami (FL) | *2b | 3 | 0 | 1 | 0 | 0 | 0 | 0 | 0 | 0 | 0 | 0 | 0 | 0 | 0 | 1 | 2 | 3 | 0 | .176 |
| Feb 28 | at Miami (FL) | *2b | 5 | 0 | 2 | 4 | 0 | 0 | 0 | 0 | 0 | 0 | 0 | 0 | 0 | 0 | 1 | 2 | 3 | 0 | .227 |
| Mar 05 | NORTH CAROLINA | *2b | 3 | 2 | 2 | 2 | 0 | 1 | 0 | 1 | 0 | 0 | 0 | 0 | 0 | 0 | 0 | 1 | 0 | 0 | .280 |
| Mar 06 | NORTH CAROLINA | *2b | 3 | 2 | 1 | 1 | 0 | 0 | 1 | 0 | 0 | 0 | 1 | 0 | 0 | 0 | 0 | 1 | 5 | 0 | .286 |
| Mar 07 | NORTH CAROLINA | *2b | 4 | 1 | 1 | 1 | 0 | 0 | 1 | 0 | 0 | 0 | 0 | 0 | 0 | 0 | 1 | 1 | 2 | 0 | .281 |
| Mar 09 | VCU | *ss/2b | 4 | 1 | 2 | 1 | 0 | 0 | 0 | 1 | 0 | 0 | 1 | 0 | 0 | 0 | 0 | 0 | 2 | 0 | .306 |
| Mar 10 | VCU | *2b | 3 | 2 | 2 | 2 | 0 | 0 | 2 | 0 | 0 | 0 | 0 | 0 | 0 | 0 | 0 | 0 | 2 | 0 | .333 |
| Mar 12 | FLORIDA STATE | *2b/ss | 4 | 0 | 1 | 0 | 1 | 0 | 0 | 1 | 0 | 0 | 0 | 0 | 0 | 0 | 1 | 0 | 2 | 0 | .326 |
| Mar 13 | FLORIDA STATE | *2b | 3 | 0 | 0 | 2 | 0 | 0 | 0 | 1 | 0 | 0 | 0 | 0 | 0 | 0 | 1 | 1 | 2 | 0 | .304 |
| Mar 14 | FLORIDA STATE | *2b | 4 | 0 | 0 | 0 | 0 | 0 | 0 | 0 | 0 | 0 | 0 | 0 | 0 | 2 | 2 | 1 | 1 | 1 | .280 |
| Mar 16 | UNCG | *2b/ss | 3 | 0 | 1 | 0 | 0 | 0 | 0 | 1 | 0 | 1 | 0 | 0 | 0 | 0 | 1 | 2 | 1 | 0 | .283 |
| Mar 19 | at Clemson | *2b/ss | 5 | 1 | 3 | 0 | 1 | 0 | 0 | 0 | 0 | 0 | 0 | 0 | 0 | 0 | 0 | 2 | 3 | 0 | .310 |
| Mar 20 | at Clemson | *2b | 6 | 0 | 1 | 0 | 0 | 0 | 0 | 0 | 0 | 0 | 0 | 0 | 0 | 0 | 0 | 1 | 3 | 0 | .297 |
| Mar 21 | at Clemson | *2b | 4 | 1 | 1 | 0 | 0 | 0 | 0 | 0 | 0 | 0 | 0 | 0 | 0 | 0 | 1 | 0 | 0 | 0 | .294 |
| Mar 26 | at Pitt | *2b | 5 | 1 | 2 | 0 | 1 | 0 | 0 | 0 | 0 | 0 | 0 | 0 | 0 | 0 | 1 | 0 | 3 | 0 | .301 |
| Mar 27 | at Pitt | *2b | 4 | 2 | 1 | 0 | 1 | 0 | 0 | 0 | 0 | 0 | 1 | 0 | 0 | 0 | 0 | 1 | 3 | 0 | .299 |
| Mar 28 | at Pitt | *2b | 6 | 0 | 2 | 0 | 1 | 0 | 0 | 0 | 0 | 0 | 0 | 0 | 0 | 0 | 0 | 2 | 3 | 0 | .301 |
| Apr 01 | BOSTON COLLEGE | *2b | 4 | 0 | 1 | 0 | 0 | 0 | 0 | 1 | 0 | 0 | 0 | 0 | 0 | 0 | 0 | 1 | 1 | 0 | .299 |
| Apr 02 | BOSTON COLLEGE | *2b/ss | 5 | 0 | 0 | 0 | 0 | 0 | 0 | 0 | 0 | 0 | 0 | 0 | 0 | 0 | 1 | 1 | 1 | 0 | .283 |
| Apr 03 | BOSTON COLLEGE | *ss | 3 | 1 | 1 | 0 | 0 | 0 | 0 | 0 | 0 | 0 | 1 | 0 | 0 | 0 | 1 | 1 | 4 | 0 | .284 |
| Apr 06 | at ETSU | *ss | 3 | 3 | 1 | 0 | 0 | 0 | 0 | 0 | 0 | 0 | 1 | 0 | 0 | 0 | 0 | 0 | 0 | 0 | .286 |
| Apr 09 | at Wake Forest | *ss | 3 | 2 | 1 | 0 | 0 | 0 | 0 | 1 | 0 | 0 | 0 | 0 | 0 | 0 | 0 | 0 | 3 | 0 | .287 |
| Apr 10 | at Wake Forest | *ss/2b | 4 | 1 | 2 | 0 | 1 | 0 | 0 | 1 | 0 | 0 | 0 | 0 | 0 | 0 | 0 | 0 | 2 | 0 | .295 |
| Apr 11 | at Wake Forest | *ss | 5 | 1 | 1 | 3 | 0 | 0 | 1 | 0 | 0 | 0 | 0 | 0 | 0 | 0 | 1 | 2 | 3 | 0 | .291 |
| Apr 13 | at Liberty | *ss/2b | 3 | 0 | 0 | 0 | 0 | 0 | 0 | 0 | 0 | 0 | 1 | 0 | 0 | 0 | 0 | 2 | 0 | 0 | .283 |
| Apr 16 | GEORGIA TECH | *ss | 4 | 2 | 2 | 2 | 0 | 0 | 1 | 1 | 1 | 0 | 0 | 0 | 0 | 0 | 2 | 3 | 2 | 2 | .291 |
| Apr 17 | GEORGIA TECH | *ss | 4 | 2 | 2 | 0 | 1 | 0 | 0 | 0 | 0 | 0 | 0 | 0 | 0 | 0 | 0 | 1 | 1 | 0 | .298 |
| Apr 18 | GEORGIA TECH | *ss | 3 | 0 | 1 | 1 | 0 | 0 | 0 | 1 | 0 | 0 | 0 | 0 | 0 | 0 | 0 | 0 | 4 | 0 | .298 |
| Apr 20 | VMI | *ss | 3 | 0 | 0 | 0 | 0 | 0 | 0 | 1 | 0 | 0 | 0 | 0 | 0 | 0 | 0 | 1 | 4 | 0 | .291 |
| Totals | | 33gs | 127 | 25 | 37 | 25 | 10 | 1 | 4 | 14 | 1 | 1 | 7 | 0 | 2 | 0 | 20 | 36 | 71 | 4 | .291 |

On base pct. .387 • Slugging pct. .480

#23 Tanner Thomas - 29 games (All games)

| Date | Opponent | Pos | AB | R | H | RBI | 2B | 3B | HR | BB | SB | CS | HBP | SAC | SF | GDP | K | PO | A | E | Avg |
|--------|----------------|-------|----|----|----|-----|----|----|----|----|----|----|-----|-----|----|-----|----|----|---|---|------|
| Feb 21 | KENT STATE-2 | ph/of | 2 | 1 | 1 | 1 | 1 | 0 | 0 | 0 | 0 | 0 | 0 | 0 | 0 | 0 | 0 | 0 | 0 | 0 | .500 |
| Feb 23 | RADFORD | ph/of | 3 | 1 | 1 | 0 | 0 | 0 | 0 | 0 | 0 | 0 | 0 | 0 | 0 | 0 | 1 | 0 | 0 | 0 | .400 |
| Feb 26 | at Miami (FL) | *of | 2 | 0 | 0 | 0 | 0 | 0 | 0 | 1 | 0 | 0 | 1 | 0 | 0 | 0 | 1 | 2 | 2 | 0 | .286 |
| Feb 27 | at Miami (FL) | *dh | 3 | 0 | 2 | 0 | 0 | 0 | 0 | 0 | 0 | 0 | 0 | 0 | 0 | 0 | 0 | 0 | 0 | 0 | .400 |
| Feb 28 | at Miami (FL) | *dh | 5 | 2 | 2 | 0 | 0 | 0 | 0 | 0 | 0 | 0 | 0 | 0 | 0 | 0 | 1 | 0 | 0 | 0 | .400 |
| Mar 05 | NORTH CAROLINA | *of | 5 | 0 | 1 | 0 | 1 | 0 | 0 | 0 | 0 | 1 | 0 | 0 | 0 | 0 | 1 | 1 | 0 | 0 | .350 |
| Mar 06 | NORTH CAROLINA | *dh | 4 | 1 | 1 | 0 | 0 | 0 | 0 | 0 | 0 | 0 | 0 | 0 | 0 | 0 | 1 | 0 | 0 | 0 | .333 |
| Mar 07 | NORTH CAROLINA | *dh | 2 | 0 | 0 | 0 | 0 | 0 | 0 | 0 | 0 | 0 | 0 | 0 | 0 | 0 | 1 | 0 | 0 | 0 | .308 |
| Mar 09 | VCU | ph/of | 2 | 0 | 0 | 0 | 0 | 0 | 0 | 0 | 0 | 0 | 0 | 0 | 0 | 0 | 1 | 0 | 0 | 0 | .286 |
| Mar 10 | VCU | ph/of | 1 | 0 | 0 | 0 | 0 | 0 | 0 | 0 | 0 | 0 | 0 | 0 | 0 | 0 | 0 | 0 | 0 | 0 | .276 |
| Mar 12 | FLORIDA STATE | ph/of | 1 | 0 | 1 | 0 | 1 | 0 | 0 | 0 | 0 | 0 | 0 | 0 | 0 | 0 | 0 | 0 | 0 | 0 | .300 |
| Mar 13 | FLORIDA STATE | *of | 3 | 0 | 0 | 0 | 0 | 0 | 0 | 1 | 0 | 0 | 0 | 0 | 0 | 0 | 3 | 2 | 0 | 0 | .273 |
| Mar 14 | FLORIDA STATE | *of | 2 | 0 | 0 | 0 | 0 | 0 | 0 | 0 | 0 | 0 | 0 | 0 | 0 | 2 | 1 | 0 | 0 | 0 | .257 |
| Mar 16 | UNCG | *of | 1 | 1 | 0 | 0 | 0 | 0 | 0 | 0 | 0 | 0 | 1 | 0 | 0 | 0 | 1 | 3 | 0 | 1 | .250 |
| Mar 19 | at Clemson | ph | 1 | 0 | 1 | 0 | 0 | 0 | 0 | 0 | 0 | 0 | 0 | 0 | 0 | 0 | 0 | 0 | 0 | 0 | .270 |
| Mar 20 | at Clemson | ph/dh | 1 | 1 | 1 | 1 | 0 | 0 | 1 | 0 | 0 | 0 | 0 | 0 | 0 | 0 | 0 | 0 | 0 | 0 | .289 |
| Mar 21 | at Clemson | ph/of | 1 | 0 | 0 | 0 | 0 | 0 | 0 | 0 | 0 | 0 | 1 | 0 | 0 | 0 | 0 | 2 | 0 | 0 | .282 |
| Mar 26 | at Pitt | *of | 4 | 0 | 0 | 0 | 0 | 0 | 0 | 0 | 0 | 0 | 0 | 0 | 0 | 0 | 1 | 2 | 0 | 0 | .256 |
| Apr 02 | BOSTON COLLEGE | *dh | 2 | 0 | 0 | 0 | 0 | 0 | 0 | 3 | 0 | 0 | 0 | 0 | 0 | 0 | 1 | 0 | 0 | 0 | .244 |
| Apr 03 | BOSTON COLLEGE | *of | 4 | 0 | 0 | 1 | 0 | 0 | 0 | 0 | 0 | 0 | 0 | 0 | 0 | 1 | 1 | 1 | 0 | 0 | .224 |
| Apr 06 | at ETSU | *of | 4 | 2 | 2 | 1 | 1 | 0 | 0 | 0 | 0 | 0 | 0 | 0 | 0 | 0 | 0 | 1 | 0 | 0 | .245 |
| Apr 09 | at Wake Forest | *of | 4 | 0 | 1 | 0 | 0 | 0 | 0 | 0 | 0 | 0 | 0 | 0 | 0 | 0 | 3 | 2 | 0 | 0 | .246 |
| Apr 10 | at Wake Forest | *of | 3 | 2 | 1 | 0 | 0 | 0 | 0 | 0 | 0 | 1 | 0 | 0 | 0 | 0 | 1 | 0 | 0 | 0 | .250 |
| Apr 11 | at Wake Forest | *of | 3 | 2 | 2 | 2 | 1 | 0 | 1 | 1 | 0 | 0 | 0 | 0 | 0 | 0 | 1 | 2 | 0 | 0 | .270 |
| Apr 13 | at Liberty | *of | 3 | 0 | 1 | 1 | 0 | 0 | 0 | 1 | 0 | 0 | 0 | 0 | 0 | 0 | 0 | 4 | 0 | 0 | .273 |
| Apr 16 | GEORGIA TECH | *of | 2 | 1 | 1 | 0 | 0 | 0 | 2 | 0 | 0 | 1 | 0 | 0 | 0 | 0 | 0 | 2 | 0 | 0 | .279 |
| Apr 17 | GEORGIA TECH | *of | 2 | 4 | 2 | 1 | 0 | 1 | 0 | 2 | 1 | 0 | 0 | 0 | 0 | 0 | 0 | 0 | 0 | 0 | .300 |
| Apr 18 | GEORGIA TECH | *of | 3 | 0 | 0 | 0 | 0 | 0 | 0 | 1 | 0 | 0 | 0 | 0 | 0 | 0 | 0 | 2 | 0 | 0 | .288 |
| Apr 20 | VMI | *of | 4 | 0 | 0 | 0 | 0 | 0 | 0 | 0 | 0 | 0 | 0 | 0 | 0 | 1 | 1 | 0 | 0 | 0 | .273 |
| Totals | | 21gs | 77 | 18 | 21 | 8 | 5 | 1 | 2 | 12 | 1 | 1 | 5 | 0 | 0 | 1 | 22 | 28 | 2 | 1 | .273 |

On base pct. .404 • Slugging pct. .442

#18 Xander Hamilton - 7 appearances (All games)

| Date | Opponent | GS | IP | H | R | ER | BB | SO | 2B | 3B | HR | WP | BK | HBP | IBB | Score | W-L | Sv | ERA | NP |
|--------|----------------|----|-----|---|---|----|----|----|----|----|----|----|----|-----|-----|-------|-----|----|------|----|
| Mar 07 | NORTH CAROLINA | | 1.0 | 0 | 0 | 0 | 0 | 0 | 0 | 0 | 0 | 0 | 0 | 0 | 1 | 6-9 | 0-0 | 0 | 0.00 | 15 |
| Mar 09 | VCU | | 0.2 | 1 | 1 | 1 | 1 | 1 | 0 | 0 | 1 | 0 | 0 | 0 | 0 | 10-9 | 0-0 | 0 | 5.40 | 18 |
| Mar 14 | FLORIDA STATE | | 0.1 | 0 | 0 | 0 | 0 | 1 | 0 | 0 | 0 | 0 | 0 | 0 | 0 | 7-14 | 0-0 | 0 | 4.50 | 6 |
| Mar 16 | UNCG | | 1.0 | 0 | 0 | 0 | 1 | 2 | 0 | 0 | 0 | 4 | 0 | 0 | 0 | 2-7 | 0-0 | 0 | 3.00 | 25 |
| Apr 06 | at ETSU | | 1.0 | 0 | 0 | 0 | 0 | 1 | 0 | 0 | 0 | 0 | 0 | 0 | 0 | 15-5 | 0-0 | 0 | 2.25 | 9 |
| Apr 16 | GEORGIA TECH | | 0.2 | 1 | 1 | 1 | 2 | 1 | 0 | 0 | 0 | 1 | 0 | 0 | 0 | 11-15 | 0-0 | 0 | 3.86 | 27 |
| Apr 20 | VMI | | 0.2 | 2 | 1 | 1 | 1 | 0 | 0 | 0 | 0 | 0 | 0 | 0 | 0 | 7-5 | 0-0 | 0 | 5.06 | 17 |
| Totals | | 0 | 5.1 | 4 | 3 | 3 | 5 | 6 | 0 | 0 | 1 | 5 | 0 | 1 | 0 | 58-64 | 0-0 | 0 | 5.06 | - |

NCAA STATS

| Statistic | National Conference | | Value National Leader | | Value Conference Leader | | |
|---|---------------------|------|-----------------------|-------------------------------------|--|----------------|-------------------------------|
| | Rank | Rank | Value | Team | Value | Team | |
| Base on Balls (267 ranked) | 66 | 5 | 66 | Texas A&M | 115 | Louisville | |
| Batting Average (267 ranked) | 83 | 6 | 0.271 | UMBC | 0.362 | Georgia Tech | |
| Double Plays (264 ranked) | 73 | 6 | 9 | Col. of Charleston Fla. Atlantic | 18 | Louisville | |
| Double Plays Per Game (264 ranked) | 117 | 7 | 0.64 | Northwestern | 1.38 | Duke | |
| Doubles (264 ranked) | 45 | 4 | 27 | Georgia Tech | 43 | Georgia Tech | |
| Doubles Per Game (266 ranked) | 68 | 5 | 1.93 | UMBC | 3.20 | Duke | |
| Earned Run Average (267 ranked) | 97 | 7 | 4.32 | LIU | 0.00 | Florida St. | |
| Fielding Percentage (267 ranked) | 164 | 9 | 0.965 | Nebaska | 0.997 | Notre Dame | |
| Hit Batters (265 ranked) | 24 | 1 | 22 | Texas Southern | 35 | Virginia Tech | |
| Hit by Pitch (266 ranked) | 27 | 1 | 22 | Western Caro. | 39 | Virginia Tech | |
| Hits (267 ranked) | 68 | 4 | 129 | Florida | 186 | Georgia Tech | |
| Hits Allowed Per Nine Innings (267 ranked) | 162 | 12 | 9.22 | LIU | 2.00 | North Carolina | |
| Home Runs (248 ranked) | 27 | 2 | 18 | LSU | 33 | North Carolina | |
| Home Runs Per Game (260 ranked) | 39 | 4 | 1.29 | Saint Joseph's | 2.75 | NC State | |
| On Base Percentage (267 ranked) | 83 | 6 | 0.378 | UMBC | 0.512 | Georgia Tech | |
| Runs (267 ranked) | 35 | 3 | 103 | Arizona | 149 | Georgia Tech | |
| Sacrifice Bunts (227 ranked) | 227 | 12 | 1 | South Alabama | 16 | Pittsburgh | |
| Sacrifice Files (231 ranked) | 8 | 1 | 10 | San Diego | 13 | Georgia Tech | |
| Scoring (267 ranked) | 43 | 3 | 7.4 | UMBC | 15.8 | Georgia Tech | |
| Shutouts (49 ranked) | 49 | 2 | 1 | 5 teams tied | 4 | Miami (FL) | |
| Slugging Percentage (267 ranked) | 42 | 4 | 0.460 | UMBC | 0.610 | Georgia Tech | |
| Stolen Bases (266 ranked) | 138 | 9 | 10 | Jackson St. Louisville | 48 | Louisville | |
| Stolen Bases Per Game (266 ranked) | 185 | 10 | 0.71 | UMBC | 4.20 | Louisville | |
| Strikeout-to-Walk Ratio (267 ranked) | 55 | 5 | 2.73 | LIU | 6.50 | Clemson | |
| Strikeouts Per Nine Innings (267 ranked) | 15 | 3 | 11.2 | Mississippi St. | 13.7 | Wake Forest | |
| Triple Plays (1 ranked) | | | | Dartmouth | 1 | | |
| Triples (199 ranked) | 46 | 2 | 4 | 4 teams tied | 8 | Georgia Tech | |
| Triples Per Game (240 ranked) | 86 | 3 | 0.29 | Bucknell | 1.00 | Georgia Tech | |
| WHIP (267 ranked) | 144 | 12 | 1.50 | LIU | 0.44 | North Carolina | |
| WL Pct (261 ranked) | 65 | 6 | 0.643 | 4 teams tied | 1.000 | Notre Dame | |
| Walks Allowed Per Nine Innings (267 ranked) | 117 | 5 | 4.32 | UNLV | 1.59 | Miami (FL) | |
| Base on Balls (97 ranked) | Jonah Seagears | 20 | 1 | 14 | Elijah Nunez, TCU | 20 | Tres Gonzalez, Georgia Tech |
| Base on Balls Per Game (143 ranked) | Jonah Seagears | 42 | 2 | 1.00 | Giovanni Ciccio, LIU | 3.00 | Jordan Lala, Miami (FL) |
| Batting Average (250 ranked) | T.J. Rumfield | 150 | 16 | 0.396 | EJ Exposito, LIU | 0.800 | Kevin Parada, Georgia Tech |
| Complete Games (3 ranked) | | | | | | | |
| Doubles (77 ranked) | | | | | | | |
| Doubles Per Game (149 ranked) | | | | | | | |
| Earned Run Average (199 ranked) | | | | | | | |
| Games Started (3 ranked) | Chris Gerard | 3 | 1 | 4 | Nikole Galatas, Jackson St. Ian Villers, California | 5 | 22 players tied |
| Hit Batters (58 ranked) | Peyton Alford | 58 | 2 | 4 | Robert Gasser, Houston | 8 | Bryce Hubbard, Florida St. |
| Hit By Pitch Per Game (133 ranked) | Gavin Cross | 116 | 2 | 0.36 | Kyle Chmielewski, Lafayette | 1.50 | Jordan Lala, Miami (FL) |
| Hit by Pitch (92 ranked) | Gavin Cross | 38 | 1 | 5 | 4 players tied | 9 | 4 players tied |
| Hits (116 ranked) | T.J. Rumfield | 41 | 4 | 22 | Jaden Fein, San Diego St. | 31 | Kevin Parada, Georgia Tech |
| Hits Allowed Per Nine Innings (150 ranked) | Gavin Cross | 82 | 9 | 20 | Connor Norby, East Carolina | 31 | 5 players tied |
| Hits Per Game (150 ranked) | T.J. Rumfield | 77 | 9 | 1.57 | EJ Exposito, LIU | 4.00 | Jared Miller, Notre Dame |
| Home Runs (136 ranked) | Gavin Cross | 62 | 8 | 4 | Wes Clarke, South Carolina | 9 | Luca Tresh, NC State |
| Home Runs Per Game (132 ranked) | Cade Hunter | 135 | 18 | 3 | | | |
| On Base Percentage (149 ranked) | Jack Harley | 135 | 18 | 3 | | | |
| Pitching Appearances (142 ranked) | T.J. Rumfield | 135 | 18 | 3 | | | |
| Runs (115 ranked) | Gavin Cross | 132 | 14 | 0.29 | EJ Exposito, LIU | 2.00 | Luca Tresh, NC State |
| Runs Batted In (118 ranked) | Gavin Cross | 116 | 7 | 14 | EJ Exposito, LIU | 0.800 | Kevin Parada, Georgia Tech |
| Runs Batted In Per Game (150 ranked) | Tanner Schobel | 25 | 1 | 19 | Andy Garrola, Old Dominion | 27 | Luke Gold, Boston College |
| Runs Per Game (147 ranked) | Tanner Schobel | 61 | 3 | 1.36 | EJ Exposito, LIU | 6.00 | Niko Kavadas, Notre Dame |
| Sacrifice Bunts (70 ranked) | Gavin Cross | 41 | 4 | 1.36 | Justin Grach, Lafayette | 2.50 | Jared Miller, Notre Dame |
| Sacrifice Bunts Per Game (120 ranked) | Gavin Cross | 132 | 14 | 0.29 | Justin Johnson, Lafayette | 2.50 | |
| Sacrifice Files (42 ranked) | Gavin Cross | 41 | 4 | 1.36 | Kyle Cullen, SFA | 5 | Brook Franks, Pittsburgh |
| Saves (139 ranked) | T.J. Rumfield | 199 | 19 | 0.614 | Ryne Stanley, N.C. A&T | 5 | |
| Slugging Percentage (248 ranked) | Gavin Cross | 54 | 6 | 0.769 | Ryan Vogel, Bradley | 5 | |
| Stolen Bases (127 ranked) | Gavin Cross | 199 | 19 | 0.614 | Hunter Pasqualini, Central Conn. St. | 1.00 | Brook Franks, Pittsburgh |
| Stolen Bases Per Game (142 ranked) | Gavin Cross | 199 | 19 | 0.614 | Josh Glenn, Northern Colo. | 6 | 4 players tied |
| Strikeout-to-Walk Ratio (148 ranked) | Tanner Schobel | 42 | 5 | 2 | | | |
| Strikeouts (137 ranked) | Shane Connolly | 6 | 2 | 4 | 5 players tied | 5 | Carson Palmquist, Miami (FL) |
| Strikeouts Per Nine Innings (150 ranked) | Matthew Silverling | 139 | 11 | 1 | | | |
| Total Bases (137 ranked) | Jason Heard | 139 | 11 | 1 | | | |
| Toughest to Strike Out (148 ranked) | Gavin Cross | 54 | 6 | 0.769 | EJ Exposito, LIU | 2.200 | Luca Tresh, NC State |
| Triples (94 ranked) | Gavin Cross | 139 | 11 | 1 | | | |
| Triples Per Game (150 ranked) | T.J. Rumfield | 199 | 19 | 0.614 | Levi Usher, Louisville | 15 | Levi Usher, Louisville |
| Victories (60 ranked) | Gavin Cross | 15 | 1 | 2 | 14 players tied | 3 | Gavin Cross, Virginia Tech |
| WHIP (149 ranked) | Nick Holess | 94 | 3 | 1 | | | |
| Walks Allowed Per Nine Innings (148 ranked) | Tanner Schobel | 94 | 3 | 1 | | | |
| | Gavin Cross | 81 | 1 | 0.14 | Joe Smourian, Navy | 0.75 | Gavin Cross, Virginia Tech |
| | Ryan Okuda | 60 | 6 | 2 | 7 players tied | 4 | Anthony Arguelles, Miami (FL) |
| | Matthew Silverling | 60 | 6 | 2 | | | |
| | Chris Gerard | 60 | 6 | 2 | | | |
| | | | | | McCade Brown, Indiana | 0.36 | Bryce Hubbard, Florida St. |
| | | | | | 24 players tied | 0.00 | Mat Clark, Clemson |

RESULTS



2021 VT Baseball
Game Results for Virginia Tech (as of Apr 20, 2021)
(All games)



| Date | Opponent | Score | Inns | Overall | Conference | Pitcher of record | Attend | Time |
|----------------|--------------------|---------|------|---------|------------|----------------------|--------|------|
| Feb 21, 2021 | KENT STATE-1 | w 3-1 | 9 | 1-0-0 | 0-0-0 | C. Gerard (W 1-0) | 203 | 2:44 |
| Feb 21, 2021 | KENT STATE-2 | w 9-2 | 9 | 2-0-0 | 0-0-0 | A. Simonelli (W 1-0) | 203 | 2:54 |
| Feb 23, 2021 | RADFORD | w 22-2 | 9 | 3-0-0 | 0-0-0 | R. Okuda (W 1-0) | 250 | 3:40 |
| * Feb 26, 2021 | at #3 Miami (FL) | w 5-3 | 9 | 4-0-0 | 1-0-0 | M. Siverling (W 1-0) | 623 | 2:54 |
| * Feb 27, 2021 | at #3 Miami (FL) | L 0-3 | 9 | 4-1-0 | 1-1-0 | C. Gerard (L 1-1) | 652 | 2:28 |
| * Feb 28, 2021 | at #3 Miami (FL) | w 9-6 | 9 | 5-1-0 | 2-1-0 | J. Heard (W 1-0) | 634 | 3:35 |
| * Mar 05, 2021 | #25 NORTH CAROLINA | w 10-6 | 9 | 6-1-0 | 3-1-0 | R. Okuda (W 2-0) | 1000 | 3:44 |
| * Mar 06, 2021 | #25 NORTH CAROLINA | w 6-4 | 9 | 7-1-0 | 4-1-0 | G. Firoved (W 1-0) | 1000 | 3:17 |
| * Mar 07, 2021 | #25 NORTH CAROLINA | L 6-9 | 9 | 7-2-0 | 4-2-0 | N. Johnson (L 0-1) | 1000 | 4:05 |
| Mar 09, 2021 | VCU | w 10-9 | 9 | 8-2-0 | 4-2-0 | M. Siverling (W 2-0) | 1000 | 3:56 |
| Mar 10, 2021 | VCU | L 7-10 | 9 | 8-3-0 | 4-2-0 | J. Ritchey (L 0-1) | 780 | 4:03 |
| * Mar 12, 2021 | FLORIDA STATE | L 4-6 | 9 | 8-4-0 | 4-3-0 | S. Connolly (L 0-1) | 739 | 3:25 |
| * Mar 13, 2021 | FLORIDA STATE | w 5-0 | 9 | 9-4-0 | 5-3-0 | C. Gerard (W 2-1) | 1000 | 3:01 |
| * Mar 14, 2021 | FLORIDA STATE | L 7-14 | 9 | 9-5-0 | 5-4-0 | R. Metz (L 0-1) | 790 | 4:12 |
| Mar 16, 2021 | UNCG | L 2-7 | 9 | 9-6-0 | 5-4-0 | R. Okuda (L 2-1) | 1000 | 3:47 |
| * Mar 19, 2021 | at Clemson | L 2-8 | 9 | 9-7-0 | 5-5-0 | P. Alford (L 0-1) | 1280 | 2:50 |
| * Mar 20, 2021 | at Clemson | w 11-3 | 9 | 10-7-0 | 6-5-0 | J. Heard (W 2-0) | 1280 | 3:35 |
| * Mar 21, 2021 | at Clemson | L 2-4 | 9 | 10-8-0 | 6-6-0 | N. Johnson (L 0-2) | 1280 | 2:50 |
| * Mar 26, 2021 | at #14 Pitt | w 5-1 | 9 | 11-8-0 | 7-6-0 | P. Alford (W 1-1) | 55 | 3:05 |
| * Mar 27, 2021 | at #14 Pitt | w 8-4 | 9 | 12-8-0 | 8-6-0 | A. Simonelli (W 2-0) | 55 | 3:03 |
| * Mar 28, 2021 | at #14 Pitt | w 8-4 | 9 | 13-8-0 | 9-6-0 | M. Siverling (W 3-0) | 55 | 3:35 |
| * Apr 01, 2021 | BOSTON COLLEGE | L 3-7 | 9 | 13-9-0 | 9-7-0 | P. Alford (L 1-2) | 201 | 3:13 |
| * Apr 02, 2021 | BOSTON COLLEGE | w 6-5 | 9 | 14-9-0 | 10-7-0 | G. Green (W 1-0) | 438 | 3:09 |
| * Apr 03, 2021 | BOSTON COLLEGE | w 4-3 | 9 | 15-9-0 | 11-7-0 | M. Siverling (W 4-0) | 967 | 2:53 |
| Apr 06, 2021 | at ETSU | w 15-5 | 9 | 16-9-0 | 11-7-0 | Sakellaris (W 1-0) | 761 | 3:25 |
| * Apr 09, 2021 | at Wake Forest | w 8-4 | 9 | 17-9-0 | 12-7-0 | J. Heard (W 2-0) | 606 | 4:35 |
| * Apr 10, 2021 | at Wake Forest | w 16-4 | 9 | 18-9-0 | 13-7-0 | A. Simonelli (W 3-0) | 558 | 3:10 |
| * Apr 11, 2021 | at Wake Forest | w 10-9 | 9 | 19-9-0 | 14-7-0 | S. Connolly (W 1-1) | 521 | 3:21 |
| Apr 13, 2021 | at Liberty | L 2-8 | 9 | 19-10-0 | 14-7-0 | R. Okuda (L 2-2) | 591 | 3:06 |
| * Apr 16, 2021 | GEORGIA TECH | L 11-15 | 9 | 19-11-0 | 14-8-0 | J. Heard (L 3-1) | 731 | 4:36 |
| * Apr 17, 2021 | GEORGIA TECH | w 7-0 | 9 | 20-11-0 | 15-8-0 | A. Simonelli (W 4-0) | 1000 | 3:12 |
| * Apr 18, 2021 | GEORGIA TECH | L 4-11 | 9 | 20-12-0 | 15-9-0 | J. Heard (L 3-2) | 863 | 3:16 |
| Apr 20, 2021 | VMI | w 7-5 | 9 | 21-12-0 | 15-9-0 | G. Firoved (W 2-0) | 1000 | 3:37 |

() extra inning game

VIRGINIA TECH BASEBALL

OVERALL

Record: 21-12 Home: 11-8 Away: 10-4 Conference: 15-9

| Player | avg | gp-gs | ab | r | h | 2b | 3b | hr | rbi | tb | slg% | bb | hp | so | gdp | ob% | sf | sh | sb-att | po | a | e | fld% |
|-------------------|------|-------|------|-----|-----|----|----|----|-----|-----|------|-----|----|-----|-----|------|----|----|--------|-----|-----|----|-------|
| 19 Gavin Cross | .412 | 32-32 | 131 | 38 | 54 | 9 | 3 | 10 | 31 | 99 | .756 | 13 | 6 | 27 | 1 | .474 | 4 | 0 | 5-9 | 51 | 4 | 1 | .982 |
| 7 TJ Rumfield | .346 | 33-33 | 136 | 27 | 47 | 9 | 0 | 6 | 31 | 74 | .544 | 16 | 2 | 13 | 2 | .419 | 1 | 0 | 1-1 | 248 | 11 | 2 | .992 |
| 32 Lucas Donlon | .300 | 16-5 | 30 | 5 | 9 | 1 | 0 | 2 | 11 | 16 | .533 | 2 | 1 | 7 | 2 | .343 | 2 | 0 | 0-0 | 4 | 10 | 0 | 1.000 |
| 26 Kevin Madden | .299 | 33-32 | 134 | 20 | 40 | 5 | 0 | 4 | 26 | 57 | .425 | 10 | 2 | 18 | 6 | .351 | 2 | 0 | 4-5 | 15 | 63 | 6 | .929 |
| 8 Tanner Schobel | .291 | 33-33 | 127 | 25 | 37 | 10 | 1 | 4 | 25 | 61 | .480 | 14 | 7 | 20 | 0 | .387 | 2 | 0 | 1-2 | 36 | 71 | 4 | .964 |
| 31 Jack Hurley | .275 | 32-29 | 120 | 35 | 33 | 8 | 0 | 5 | 20 | 56 | .467 | 13 | 8 | 43 | 1 | .378 | 2 | 1 | 2-4 | 63 | 1 | 2 | .970 |
| 23 Tanner Thomas | .273 | 29-21 | 77 | 18 | 21 | 5 | 1 | 2 | 8 | 34 | .442 | 12 | 5 | 22 | 1 | .404 | 0 | 0 | 1-2 | 28 | 2 | 1 | .968 |
| 11 Cade Swisher | .253 | 26-22 | 75 | 11 | 19 | 5 | 0 | 2 | 15 | 30 | .400 | 14 | 4 | 23 | 1 | .394 | 1 | 0 | 2-5 | 2 | 0 | 0 | 1.000 |
| 24 Nick Biddison | .235 | 8-8 | 34 | 5 | 8 | 0 | 1 | 2 | 4 | 16 | .471 | 6 | 2 | 11 | 0 | .372 | 1 | 0 | 5-5 | 9 | 12 | 0 | 1.000 |
| 29 Carson Jones | .222 | 21-10 | 45 | 8 | 10 | 3 | 0 | 1 | 7 | 16 | .356 | 4 | 0 | 14 | 2 | .269 | 3 | 0 | 2-2 | 16 | 0 | 1 | .941 |
| 41 Dayne Leonard | .213 | 24-18 | 61 | 10 | 13 | 5 | 0 | 1 | 12 | 21 | .344 | 11 | 6 | 24 | 1 | .385 | 0 | 1 | 0-0 | 187 | 16 | 1 | .995 |
| 4 Fritz Genther | .192 | 28-22 | 73 | 12 | 14 | 5 | 0 | 2 | 9 | 25 | .342 | 11 | 1 | 21 | 1 | .302 | 1 | 1 | 3-4 | 25 | 38 | 7 | .900 |
| 17 Cade Hunter | .190 | 14-12 | 42 | 5 | 8 | 0 | 0 | 3 | 9 | 17 | .405 | 3 | 3 | 15 | 1 | .286 | 1 | 0 | 0-0 | 144 | 8 | 1 | .993 |
| 37 Jonah Seagears | .158 | 22-14 | 38 | 8 | 6 | 1 | 0 | 0 | 1 | 7 | .184 | 14 | 2 | 18 | 0 | .407 | 0 | 1 | 2-5 | 11 | 0 | 0 | 1.000 |
| 33 Nick Holesa | .400 | 5-0 | 5 | 2 | 2 | 0 | 1 | 0 | 3 | 4 | .800 | 0 | 0 | 2 | 0 | .400 | 0 | 0 | 0-0 | 1 | 0 | 0 | 1.000 |
| 5 Gehrig Ebel | .200 | 11-3 | 10 | 2 | 2 | 0 | 0 | 0 | 1 | 2 | .200 | 3 | 0 | 3 | 0 | .385 | 0 | 0 | 0-1 | 26 | 3 | 0 | 1.000 |
| 99 Brennan Reback | .000 | 9-3 | 6 | 3 | 0 | 0 | 0 | 0 | 0 | 0 | .000 | 2 | 1 | 4 | 0 | .333 | 0 | 0 | 1-1 | 5 | 0 | 0 | 1.000 |
| Totals | .282 | 33 | 1144 | 234 | 323 | 66 | 7 | 44 | 213 | 535 | .468 | 148 | 50 | 285 | 19 | .383 | 20 | 4 | 29-46 | 879 | 272 | 30 | .975 |
| Opponents | .260 | 33 | 1148 | 182 | 299 | 47 | 3 | 32 | 173 | 448 | .390 | 138 | 37 | 365 | 11 | .356 | 8 | 6 | 23-35 | 861 | 278 | 45 | .962 |

LOB - Team (272), Opp (277). DPs turned - Team (17), Opp (26). CI - Team (1), C. Hunter 1, Opp (1). IBB - Team (4), G. Cross 2, T. Rumfield 1, J. Seagears 1, Opp (7). Picked off - F. Genther 2, G. Cross 1.

(All games Sorted by Earned run avg)

| Player | era | w-l | app | gs | cg | sho | sv | ip | h | r | er | bb | so | 2b | 3b | hr | b/avg | wp | hp | bks | sha |
|----------------------|-------|-------|-----|----|----|-----|----|-------|-----|-----|-----|-----|-----|----|----|----|-------|----|----|-----|-----|
| 47 Jonah Hurney | 0.00 | 0-0 | 3 | 0 | 0 | 0/0 | 0 | 3.0 | 1 | 0 | 0 | 0 | 1 | 0 | 0 | 0 | .100 | 0 | 0 | 0 | 0 |
| 45 Christian Worley | 0.00 | 0-0 | 3 | 0 | 0 | 0/0 | 0 | 2.1 | 2 | 0 | 0 | 1 | 3 | 0 | 0 | 0 | .222 | 1 | 0 | 0 | 0 |
| 40 Henry Weycker | 0.00 | 0-0 | 3 | 0 | 0 | 0/0 | 0 | 1.2 | 2 | 0 | 0 | 2 | 1 | 0 | 0 | 0 | .333 | 1 | 0 | 0 | 0 |
| 15 Nic Psimas | 0.00 | 0-0 | 1 | 0 | 0 | 0/0 | 0 | 1.0 | 0 | 0 | 0 | 1 | 1 | 0 | 0 | 0 | .000 | 0 | 0 | 0 | 0 |
| 51 Graham Firoved | 3.21 | 2-0 | 12 | 0 | 0 | 0/2 | 3 | 14.0 | 6 | 5 | 5 | 10 | 24 | 2 | 0 | 0 | .130 | 2 | 2 | 0 | 0 |
| 3 Chris Gerard | 3.41 | 2-1 | 6 | 6 | 0 | 0/1 | 0 | 31.2 | 28 | 12 | 12 | 10 | 34 | 4 | 0 | 4 | .235 | 4 | 5 | 0 | 1 |
| 34 Anthony Simonelli | 3.47 | 4-0 | 7 | 7 | 0 | 0/1 | 0 | 36.1 | 23 | 17 | 14 | 16 | 40 | 3 | 0 | 2 | .178 | 0 | 3 | 0 | 2 |
| 12 Shane Connolly | 3.60 | 1-1 | 14 | 4 | 0 | 0/0 | 5 | 40.0 | 39 | 17 | 16 | 8 | 55 | 9 | 0 | 5 | .248 | 5 | 3 | 0 | 0 |
| 16 Matthew Siverling | 3.80 | 4-0 | 15 | 0 | 0 | 0/1 | 2 | 23.2 | 25 | 12 | 10 | 12 | 28 | 3 | 0 | 2 | .263 | 1 | 1 | 0 | 0 |
| 10 Nolan Wilson | 4.50 | 0-0 | 3 | 0 | 0 | 0/0 | 0 | 2.0 | 4 | 1 | 1 | 2 | 4 | 1 | 0 | 0 | .364 | 0 | 1 | 0 | 0 |
| 27 Noah Johnson | 4.61 | 0-2 | 14 | 0 | 0 | 0/0 | 0 | 13.2 | 19 | 7 | 7 | 5 | 19 | 1 | 0 | 3 | .328 | 4 | 2 | 0 | 0 |
| 18 Xander Hamilton | 5.06 | 0-0 | 7 | 0 | 0 | 0/0 | 0 | 5.1 | 4 | 3 | 3 | 5 | 6 | 0 | 0 | 1 | .211 | 5 | 1 | 0 | 1 |
| 30 Peyton Alford | 5.21 | 1-2 | 9 | 8 | 0 | 0/0 | 0 | 38.0 | 35 | 28 | 22 | 26 | 58 | 6 | 1 | 4 | .245 | 5 | 6 | 1 | 2 |
| 20 Grant Umberger | 5.40 | 0-0 | 4 | 0 | 0 | 0/0 | 0 | 1.2 | 2 | 1 | 1 | 4 | 3 | 0 | 0 | 0 | .333 | 2 | 1 | 0 | 1 |
| 22 Ryan Okuda | 6.38 | 2-2 | 11 | 4 | 0 | 0/0 | 0 | 24.0 | 31 | 20 | 17 | 6 | 27 | 3 | 0 | 2 | .295 | 3 | 3 | 0 | 1 |
| 38 Jaison Heard | 6.39 | 3-2 | 15 | 0 | 0 | 0/0 | 2 | 25.1 | 33 | 20 | 18 | 7 | 30 | 5 | 0 | 5 | .311 | 4 | 1 | 0 | 1 |
| 44 Jackson Ritchey | 8.10 | 0-1 | 3 | 2 | 0 | 0/0 | 0 | 3.1 | 4 | 4 | 3 | 4 | 2 | 2 | 1 | 0 | .308 | 3 | 2 | 0 | 1 |
| 39 Peter Sakellaris | 8.53 | 1-0 | 10 | 0 | 0 | 0/0 | 0 | 6.1 | 11 | 8 | 6 | 4 | 5 | 1 | 0 | 1 | .355 | 1 | 2 | 0 | 0 |
| 35 Ryan Metz | 8.64 | 0-1 | 7 | 1 | 0 | 0/0 | 0 | 8.1 | 13 | 12 | 8 | 5 | 9 | 4 | 1 | 2 | .371 | 1 | 2 | 0 | 1 |
| 46 Griffin Green | 8.74 | 1-0 | 8 | 1 | 0 | 0/0 | 0 | 11.1 | 14 | 11 | 11 | 6 | 15 | 3 | 0 | 0 | .318 | 2 | 2 | 0 | 1 |
| 42 Ryan Gleason | 99.00 | 0-0 | 1 | 0 | 0 | 0/0 | 0 | 0.0 | 1 | 2 | 2 | 1 | 0 | 0 | 0 | 1 | 1.000 | 1 | 0 | 0 | 0 |
| 25 Samuel Rochar | 99.00 | 0-0 | 3 | 0 | 0 | 0/0 | 0 | 0.0 | 2 | 2 | 2 | 3 | 0 | 0 | 0 | 0 | 1.000 | 0 | 0 | 0 | 0 |
| Totals | 4.85 | 21-12 | 33 | 33 | 0 | 2/2 | 12 | 293.0 | 299 | 182 | 158 | 138 | 365 | 47 | 3 | 32 | .260 | 45 | 37 | 1 | 8 |
| Opponents | 5.90 | 12-21 | 33 | 33 | 0 | 1/1 | 4 | 287.0 | 323 | 234 | 188 | 148 | 285 | 66 | 7 | 44 | .282 | 43 | 50 | 2 | 20 |

| Player | c | po | a | e | fld% | dp | sba | csb | sba% | pb | ci |
|----------------------|------|-----|-----|----|-------|----|-----|-----|-------|----|----|
| 5 Gehrig Ebel | 29 | 26 | 3 | 0 | 1.000 | 0 | 2 | 1 | .667 | 2 | 0 |
| 24 Nick Biddison | 21 | 9 | 12 | 0 | 1.000 | 2 | 0 | 0 | --- | 0 | 0 |
| 32 Lucas Donlon | 14 | 4 | 10 | 0 | 1.000 | 1 | 0 | 0 | --- | 0 | 0 |
| 37 Jonah Seagears | 11 | 11 | 0 | 0 | 1.000 | 0 | 0 | 0 | --- | 0 | 0 |
| 3 Chris Gerard | 7 | 0 | 7 | 0 | 1.000 | 1 | 0 | 2 | .000 | 0 | 0 |
| 34 Anthony Simonelli | 6 | 3 | 3 | 0 | 1.000 | 0 | 3 | 3 | .500 | 0 | 0 |
| 12 Shane Connolly | 5 | 0 | 5 | 0 | 1.000 | 0 | 2 | 0 | 1.000 | 0 | 0 |
| 22 Ryan Okuda | 5 | 0 | 5 | 0 | 1.000 | 0 | 3 | 1 | .750 | 0 | 0 |
| 99 Brennan Reback | 5 | 5 | 0 | 0 | 1.000 | 0 | 0 | 0 | --- | 0 | 0 |
| 16 Matthew Siverling | 4 | 0 | 4 | 0 | 1.000 | 0 | 2 | 1 | .667 | 0 | 0 |
| 35 Ryan Metz | 3 | 0 | 3 | 0 | 1.000 | 0 | 4 | 1 | .800 | 0 | 0 |
| 11 Cade Swisher | 2 | 2 | 0 | 0 | 1.000 | 0 | 0 | 0 | --- | 0 | 0 |
| 27 Noah Johnson | 1 | 0 | 1 | 0 | 1.000 | 0 | 1 | 0 | 1.000 | 0 | 0 |
| 33 Nick Holesa | 1 | 1 | 0 | 0 | 1.000 | 0 | 0 | 0 | --- | 0 | 0 |
| 47 Jonah Hurney | 1 | 1 | 0 | 0 | 1.000 | 0 | 0 | 0 | --- | 0 | 0 |
| 41 Dayne Leonard | 204 | 187 | 16 | 1 | .995 | 0 | 7 | 4 | .636 | 4 | 0 |
| 17 Cade Hunter | 153 | 144 | 8 | 1 | .993 | 1 | 12 | 1 | .923 | 2 | 1 |
| 7 TJ Rumfield | 261 | 248 | 11 | 2 | .992 | 15 | 0 | 0 | --- | 0 | 0 |
| 19 Gavin Cross | 56 | 51 | 4 | 1 | .982 | 3 | 0 | 0 | --- | 0 | 0 |
| 31 Jack Hurley | 66 | 63 | 1 | 2 | .970 | 0 | 0 | 0 | --- | 0 | 0 |
| 23 Tanner Thomas | 31 | 28 | 2 | 1 | .968 | 0 | 0 | 0 | --- | 0 | 0 |
| 8 Tanner Schobel | 111 | 36 | 71 | 4 | .964 | 12 | 0 | 0 | --- | 0 | 0 |
| 29 Carson Jones | 17 | 16 | 0 | 1 | .941 | 0 | 0 | 0 | --- | 0 | 0 |
| 26 Kevin Madden | 84 | 15 | 63 | 6 | .929 | 6 | 0 | 0 | --- | 0 | 0 |
| 4 Fritz Genther | 70 | 25 | 38 | 7 | .900 | 3 | 0 | 0 | --- | 0 | 0 |
| 30 Peyton Alford | 5 | 1 | 3 | 1 | .800 | 0 | 2 | 3 | .400 | 0 | 0 |
| 38 Jaison Heard | 7 | 3 | 2 | 2 | .714 | 0 | 1 | 0 | 1.000 | 0 | 0 |
| 20 Grant Umberger | 1 | 0 | 0 | 1 | .000 | 0 | 0 | 0 | --- | 0 | 0 |
| 39 Peter Sakellaris | 0 | 0 | 0 | 0 | .000 | 0 | 0 | 0 | --- | 0 | 0 |
| 42 Ryan Gleason | 0 | 0 | 0 | 0 | .000 | 0 | 0 | 0 | --- | 0 | 0 |
| 46 Griffin Green | 0 | 0 | 0 | 0 | .000 | 0 | 2 | 0 | 1.000 | 0 | 0 |
| 15 Nic Psimas | 0 | 0 | 0 | 0 | .000 | 0 | 0 | 0 | --- | 0 | 0 |
| 51 Graham Firoved | 0 | 0 | 0 | 0 | .000 | 0 | 1 | 1 | .500 | 0 | 0 |
| 45 Christian Worley | 0 | 0 | 0 | 0 | .000 | 0 | 0 | 0 | --- | 0 | 0 |
| 10 Nolan Wilson | 0 | 0 | 0 | 0 | .000 | 0 | 0 | 0 | --- | 0 | 0 |
| 40 Henry Weycker | 0 | 0 | 0 | 0 | .000 | 0 | 0 | 0 | --- | 0 | 0 |
| 18 Xander Hamilton | 0 | 0 | 0 | 0 | .000 | 0 | 1 | 0 | 1.000 | 0 | 0 |
| 25 Samuel Rochar | 0 | 0 | 0 | 0 | .000 | 0 | 0 | 0 | --- | 0 | 0 |
| 44 Jackson Ritchey | 0 | 0 | 0 | 0 | .000 | 0 | 0 | 0 | --- | 0 | 0 |
| Totals | 1181 | 879 | 272 | 30 | .975 | 17 | 23 | 12 | .657 | 8 | 1 |
| Opponents | 1184 | 861 | 278 | 45 | .967 | 26 | 29 | 18 | .630 | 7 | 1 |

VIRGINIA TECH BASEBALL

CONFERENCE STATS

Record: 15-9 Home: 6-6 Away: 9-3 Conference: 15-9

| Player | avg | gp-gs | ab | r | h | 2b | 3b | hr | rbi | tb | slg% | bb | hp | so | gdp | ob% | sf | sh | sb-att | po | a | e | fld% |
|-------------------|------|-------|-----|-----|-----|----|----|----|-----|-----|-------|-----|----|-----|-----|-------|----|----|--------|-----|-----|----|-------|
| 19 Gavin Cross | .394 | 24-24 | 94 | 25 | 37 | 6 | 1 | 7 | 18 | 66 | .702 | 12 | 5 | 24 | 1 | .478 | 2 | 0 | 3-6 | 36 | 3 | 1 | .975 |
| 7 TJ Rumfield | .354 | 24-24 | 99 | 15 | 35 | 6 | 0 | 3 | 18 | 50 | .505 | 13 | 1 | 10 | 1 | .430 | 1 | 0 | 1-1 | 180 | 9 | 1 | .995 |
| 26 Kevin Madden | .301 | 24-24 | 103 | 15 | 31 | 5 | 0 | 4 | 24 | 48 | .466 | 5 | 1 | 16 | 3 | .333 | 2 | 0 | 3-4 | 12 | 45 | 5 | .919 |
| 8 Tanner Schobel | .296 | 24-24 | 98 | 19 | 29 | 7 | 1 | 4 | 16 | 50 | .510 | 8 | 3 | 16 | 0 | .367 | 0 | 0 | 1-1 | 28 | 57 | 4 | .955 |
| 31 Jack Hurley | .289 | 24-22 | 90 | 26 | 26 | 6 | 0 | 5 | 19 | 47 | .522 | 11 | 6 | 31 | 1 | .394 | 2 | 0 | 2-3 | 47 | 0 | 1 | .979 |
| 23 Tanner Thomas | .281 | 21-17 | 57 | 13 | 16 | 3 | 1 | 2 | 5 | 27 | .474 | 11 | 4 | 18 | 1 | .431 | 0 | 0 | 1-2 | 19 | 2 | 0 | 1.000 |
| 11 Cade Swisher | .228 | 17-15 | 57 | 7 | 13 | 2 | 0 | 2 | 8 | 21 | .368 | 7 | 2 | 18 | 1 | .333 | 0 | 0 | 2-4 | 1 | 0 | 0 | 1.000 |
| 41 Dayne Leonard | .216 | 19-16 | 51 | 7 | 11 | 3 | 0 | 1 | 8 | 17 | .333 | 10 | 5 | 19 | 0 | .394 | 0 | 1 | 0-0 | 166 | 14 | 1 | .994 |
| 29 Carson Jones | .206 | 15-8 | 34 | 6 | 7 | 2 | 0 | 1 | 5 | 12 | .353 | 3 | 0 | 12 | 1 | .250 | 3 | 0 | 2-2 | 9 | 0 | 1 | .900 |
| 4 Fritz Genther | .179 | 20-17 | 56 | 8 | 10 | 4 | 0 | 2 | 8 | 20 | .357 | 7 | 1 | 18 | 1 | .277 | 1 | 1 | 1-2 | 21 | 31 | 5 | .912 |
| 24 Nick Biddison | .179 | 6-6 | 28 | 3 | 5 | 0 | 1 | 2 | 3 | 13 | .464 | 2 | 1 | 10 | 0 | .250 | 1 | 0 | 3-3 | 6 | 9 | 0 | 1.000 |
| 37 Jonah Seagears | .160 | 15-9 | 25 | 5 | 4 | 1 | 0 | 0 | 1 | 5 | .200 | 8 | 2 | 11 | 0 | .400 | 1 | 0 | 2-3 | 8 | 0 | 0 | 1.000 |
| 17 Cade Hunter | .148 | 9-8 | 27 | 3 | 4 | 0 | 0 | 2 | 5 | 10 | .370 | 1 | 2 | 11 | 0 | .226 | 1 | 0 | 0-0 | 96 | 4 | 0 | 1.000 |
| ----- | | | | | | | | | | | | | | | | | | | | | | | |
| 33 Nick Holesa | .667 | 3-0 | 3 | 2 | 2 | 0 | 1 | 0 | 3 | 4 | 1.333 | 0 | 0 | 1 | 0 | .667 | 0 | 0 | 0-0 | 0 | 0 | 0 | .000 |
| 32 Lucas Donlon | .231 | 9-1 | 13 | 1 | 3 | 0 | 0 | 0 | 1 | 3 | .231 | 0 | 1 | 5 | 1 | .286 | 0 | 0 | 0-0 | 1 | 5 | 0 | 1.000 |
| 99 Brennan Reback | .000 | 4-1 | 3 | 0 | 0 | 0 | 0 | 0 | 0 | 0 | .000 | 0 | 0 | 3 | 0 | .000 | 0 | 0 | 0-0 | 0 | 0 | 0 | .000 |
| 5 Gehrigr Ebel | .000 | 6-0 | 0 | 2 | 0 | 0 | 0 | 0 | 0 | 0 | .000 | 2 | 0 | 0 | 0 | 1.000 | 0 | 0 | 0-0 | 2 | 0 | 0 | 1.000 |
| Totals | .278 | 24 | 838 | 157 | 233 | 45 | 5 | 35 | 142 | 393 | .469 | 100 | 34 | 223 | 11 | .373 | 13 | 3 | 21-31 | 639 | 206 | 22 | .975 |
| Opponents | .252 | 24 | 831 | 133 | 209 | 29 | 1 | 29 | 129 | 327 | .394 | 99 | 24 | 270 | 7 | .346 | 6 | 5 | 13-21 | 632 | 205 | 32 | .963 |

LOB - Team (200), Opp (193). DPs turned - Team (11), Opp (17). CI - Team (0), Opp (1). IBB - Team (3), G. Cross 2, J. Seagears 1, Opp (4). Picked off - F. Genther 2, G. Cross 1.

(Conference games only Sorted by Earned run avg)

| Player | era | w-l | app | gs | cg | sho | sv | ip | h | r | er | bb | so | 2b | 3b | hr | b/avg | wp | hp | bk | sfa | sha |
|----------------------|-------|-----|-----|----|----|-----|----|------|----|----|----|----|----|----|----|----|-------|----|----|----|-----|-----|
| 47 Jonah Hurney | 0.00 | 0-0 | 1 | 0 | 0 | 0/0 | 0 | 1.0 | 0 | 0 | 0 | 0 | 0 | 0 | 0 | 0 | .000 | 0 | 0 | 0 | 0 | 0 |
| 15 Nic Psimas | 0.00 | 0-0 | 1 | 0 | 0 | 0/0 | 0 | 1.0 | 0 | 0 | 0 | 1 | 1 | 0 | 0 | 0 | .000 | 0 | 0 | 0 | 0 | 0 |
| 45 Christian Worley | 0.00 | 0-0 | 1 | 0 | 0 | 0/0 | 0 | 0.2 | 1 | 0 | 0 | 0 | 0 | 0 | 0 | 0 | .333 | 1 | 0 | 0 | 0 | 0 |
| 20 Grant Umberger | 0.00 | 0-0 | 2 | 0 | 0 | 0/0 | 0 | 0.1 | 0 | 0 | 0 | 2 | 0 | 0 | 0 | 0 | .000 | 1 | 1 | 0 | 0 | 1 |
| 10 Nolan Wilson | 0.00 | 0-0 | 1 | 0 | 0 | 0/0 | 0 | 0.1 | 0 | 0 | 0 | 1 | 1 | 0 | 0 | 0 | .000 | 0 | 1 | 0 | 0 | 0 |
| 40 Henry Weycker | 0.00 | 0-0 | 1 | 0 | 0 | 0/0 | 0 | 0.1 | 1 | 0 | 0 | 0 | 0 | 0 | 0 | 0 | .500 | 0 | 0 | 0 | 0 | 0 |
| 22 Ryan Okuda | 3.12 | 1-0 | 5 | 0 | 0 | 0/0 | 0 | 8.2 | 9 | 3 | 3 | 2 | 11 | 0 | 0 | 1 | .257 | 2 | 0 | 0 | 0 | 1 |
| 34 Anthony Simonelli | 3.77 | 3-0 | 6 | 6 | 0 | 0/1 | 0 | 31.0 | 20 | 16 | 13 | 16 | 36 | 3 | 0 | 2 | .180 | 0 | 1 | 0 | 2 | 0 |
| 12 Shane Connolly | 3.86 | 1-1 | 13 | 4 | 0 | 0/0 | 4 | 37.1 | 38 | 17 | 16 | 8 | 52 | 9 | 0 | 5 | .255 | 5 | 3 | 0 | 0 | 0 |
| 3 Chris Gerard | 3.86 | 1-1 | 5 | 5 | 0 | 0/1 | 0 | 25.2 | 24 | 11 | 11 | 8 | 27 | 1 | 0 | 4 | .247 | 3 | 5 | 0 | 0 | 1 |
| 16 Matthew Sivering | 3.93 | 3-0 | 11 | 0 | 0 | 0/1 | 2 | 18.1 | 20 | 10 | 8 | 11 | 21 | 1 | 0 | 1 | .267 | 1 | 0 | 0 | 0 | 0 |
| 18 Xander Hamilton | 4.50 | 0-0 | 3 | 0 | 0 | 0/0 | 0 | 2.0 | 1 | 1 | 1 | 2 | 2 | 0 | 0 | 0 | .167 | 1 | 1 | 0 | 1 | 0 |
| 51 Graham Firoved | 4.66 | 1-0 | 8 | 0 | 0 | 0/2 | 3 | 9.2 | 4 | 5 | 5 | 7 | 18 | 1 | 0 | 0 | .125 | 1 | 2 | 0 | 0 | 0 |
| 30 Peyton Alford | 5.11 | 1-2 | 8 | 8 | 0 | 0/0 | 0 | 37.0 | 33 | 27 | 21 | 25 | 57 | 6 | 1 | 4 | .239 | 5 | 5 | 1 | 2 | 1 |
| 38 Jaison Heard | 5.56 | 3-2 | 12 | 0 | 0 | 0/0 | 0 | 22.2 | 28 | 16 | 14 | 6 | 27 | 4 | 0 | 5 | .301 | 4 | 1 | 0 | 1 | 1 |
| 46 Griffin Green | 5.68 | 1-0 | 5 | 0 | 0 | 0/0 | 0 | 6.1 | 5 | 4 | 4 | 3 | 9 | 1 | 0 | 0 | .208 | 2 | 0 | 0 | 0 | 0 |
| 27 Noah Johnson | 9.95 | 0-2 | 9 | 0 | 0 | 0/0 | 0 | 6.1 | 12 | 7 | 7 | 2 | 6 | 1 | 0 | 3 | .400 | 1 | 1 | 0 | 0 | 0 |
| 39 Peter Sakellaris | 10.80 | 0-0 | 6 | 0 | 0 | 0/0 | 0 | 3.1 | 6 | 6 | 4 | 1 | 2 | 1 | 0 | 1 | .333 | 1 | 2 | 0 | 0 | 0 |
| 35 Ryan Metz | 36.00 | 0-1 | 3 | 1 | 0 | 0/0 | 0 | 1.0 | 4 | 6 | 4 | 1 | 0 | 1 | 0 | 2 | .500 | 0 | 1 | 0 | 0 | 0 |
| 42 Ryan Gleason | 99.00 | 0-0 | 1 | 0 | 0 | 0/0 | 0 | 0.0 | 1 | 2 | 2 | 1 | 0 | 0 | 0 | 1 | 1.000 | 0 | 1 | 0 | 0 | 0 |

| Player | c | po | a | e | fld% | dp | sba | csb | sba% | pb | ci |
|----------------------|-----|-----|----|---|-------|----|-----|-----|-------|----|----|
| 17 Cade Hunter | 100 | 96 | 4 | 0 | 1.000 | 0 | 4 | 0 | 1.000 | 2 | 0 |
| 23 Tanner Thomas | 21 | 19 | 2 | 0 | 1.000 | 0 | 0 | 0 | --- | 0 | 0 |
| 24 Nick Biddison | 15 | 6 | 9 | 0 | 1.000 | 1 | 0 | 0 | --- | 0 | 0 |
| 37 Jonah Seagears | 8 | 8 | 0 | 0 | 1.000 | 0 | 0 | 0 | --- | 0 | 0 |
| 3 Chris Gerard | 7 | 0 | 7 | 0 | 1.000 | 1 | 0 | 2 | .000 | 0 | 0 |
| 34 Anthony Simonelli | 6 | 3 | 3 | 0 | 1.000 | 0 | 3 | 2 | .600 | 0 | 0 |
| 32 Lucas Donlon | 6 | 1 | 5 | 0 | 1.000 | 1 | 0 | 0 | --- | 0 | 0 |
| 12 Shane Connolly | 5 | 0 | 5 | 0 | 1.000 | 0 | 2 | 0 | 1.000 | 0 | 0 |
| 16 Matthew Sivering | 3 | 0 | 3 | 0 | 1.000 | 0 | 1 | 1 | .500 | 0 | 0 |
| 22 Ryan Okuda | 2 | 0 | 2 | 0 | 1.000 | 0 | 0 | 0 | --- | 0 | 0 |
| 5 Gehrigr Ebel | 2 | 2 | 0 | 0 | 1.000 | 0 | 0 | 0 | --- | 0 | 0 |
| 27 Noah Johnson | 1 | 0 | 1 | 0 | 1.000 | 0 | 0 | 0 | --- | 0 | 0 |
| 35 Ryan Metz | 1 | 0 | 1 | 0 | 1.000 | 0 | 1 | 0 | 1.000 | 0 | 0 |
| 11 Cade Swisher | 1 | 1 | 0 | 0 | 1.000 | 0 | 0 | 0 | --- | 0 | 0 |
| 7 TJ Rumfield | 190 | 180 | 9 | 1 | .995 | 10 | 0 | 0 | --- | 0 | 0 |
| 41 Dayne Leonard | 181 | 166 | 14 | 1 | .994 | 0 | 7 | 3 | .700 | 4 | 0 |
| 31 Jack Hurley | 48 | 47 | 0 | 1 | .979 | 0 | 0 | 0 | --- | 0 | 0 |
| 19 Gavin Cross | 40 | 36 | 3 | 1 | .975 | 2 | 0 | 0 | --- | 0 | 0 |
| 8 Tanner Schobel | 89 | 28 | 57 | 4 | .955 | 9 | 0 | 0 | --- | 0 | 0 |
| 26 Kevin Madden | 62 | 12 | 45 | 5 | .919 | 3 | 0 | 0 | --- | 0 | 0 |
| 4 Fritz Genther | 57 | 21 | 31 | 5 | .912 | 3 | 0 | 0 | --- | 0 | 0 |
| 29 Carson Jones | 10 | 9 | 0 | 1 | .900 | 0 | 0 | 0 | --- | 0 | 0 |
| 30 Peyton Alford | 5 | 1 | 3 | 1 | .800 | 0 | 2 | 3 | .400 | 0 | 0 |
| 38 Jaison Heard | 7 | 3 | 2 | 2 | .714 | 0 | 1 | 0 | 1.000 | 0 | 0 |
| 45 Christian Worley | 0 | 0 | 0 | 0 | .000 | 0 | 0 | 0 | --- | 0 | 0 |
| 18 Xander Hamilton | 0 | 0 | 0 | 0 | .000 | 0 | 1 | 0 | 1.000 | 0 | 0 |
| 15 Nic Psimas | 0 | 0 | 0 | 0 | .000 | 0 | 0 | 0 | --- | 0 | 0 |
| 33 Nick Holesa | 0 | 0 | 0 | 0 | .000 | 0 | 0 | 0 | --- | 0 | 0 |
| 46 Griffin Green | 0 | 0 | 0 | 0 | .000 | 0 | 0 | 0 | --- | 0 | 0 |
| 42 Ryan Gleason | 0 | 0 | 0 | 0 | .000 | 0 | 0 | 0 | --- | 0 | 0 |
| 51 Graham Firoved | 0 | 0 | 0 | 0 | .000 | 0 | 1 | 0 | 1.000 | 0 | 0 |
| 39 Peter Sakellaris | 0 | 0 | 0 | 0 | .000 | 0 | 0 | 0 | --- | 0 | 0 |
| 10 Nolan Wilson | 0 | 0 | 0 | 0 | .000 | 0 | 0 | 0 | --- | 0 | 0 |
| 40 Henry Weycker | 0 | 0 | 0 | 0 | .000 | 0 | 0 | 0 | --- | 0 | 0 |
| 20 Grant Umberger | 0 | 0 | 0 | 0 | .000 | 0 | 0 | 0 | --- | 0 | 0 |
| 47 Jonah Hurney | 0 | 0 | 0 | 0 | .000 | 0 | 0 | 0 | --- | 0 | 0 |
| 99 Brennan Reback | 0 | 0 | 0 | 0 | .000 | 0 | 0 | 0 | --- | 0 | 0 |

HEADSHOT ROSTER



2
Sam TACKETT
IF | 6-0 | 195 | Fr.
Lexington, Ky.



3
Chris GERARD
P | 5-10 | 175 | So.
Wayne, N.J.




4
Fritz GENTHER
IF | 5-8 | 165 | Fr.
Kingston, N.Y.



5
Gehrig EBEL
C | 6-0 | 190 | Fr.
Ooltewah, Tenn.



7
TJ RUMFIELD
IF | 6-5 | 225 | r-Fr.
Temple, Texas



8
Tanner SCHOBEL
IF | 5-10 | 170 | Fr.
Williamsburg, Va.



9
Brennan REBACK
OF | 6-0 | 195 | Jr.
Vernon Hills, Ill.



10
Nolan WILSON
P | 6-3 | 210 | r-So.
Atlanta, Ga.



11
Cade SWISHER
OF | 5-11 | 190 | Fr.
Chesterfield, Va.



12
Shane CONNOLLY
P | 6-2 | 175 | Jr.
Huntersville, N.C.



15
Nic PSIMAS
P | 6-6 | 225 | Fr.
Chesapeake, Va.



16
Matthew SIVERLING
P | 6-4 | 190 | Fr.
Matthews, N.C.



17
Cade HUNTER
C | 6-2 | 200 | Fr.
Mount Laurel, N.J.



18
Xander HAMILTON
P | 6-4 | 220 | Fr.
Raleigh, N.C.



19
Gavin CROSS
P/OF | 6-3 | 210 | Fr.
Bristol, Tenn.



20
Grant UMBERGER
P | 6-4 | 225 | Fr.
Chester Springs, Pa.



21
Kyle MCKERNAN
P | 6-5 | 200 | Fr.
Waxhaw, N.C.



22
Ryan OKUDA
P | 6-1 | 170 | Jr.
Gibsonia, Pa.




23
Tanner THOMAS
OF | 5-11 | 190 | Sr.
Jacksonville, Fla.



24
Nick BIDDISON
IF | 5-10 | 190
Glen Allen, Va.



25
Samuel ROCHARD
P | 6-1 | 205 | Fr.
Williamsburg, Va.



26
Kevin MADDEN
IF | 6-1 | 215 | So.
Glenwood, Md.



27
Noah JOHNSON
P | 6-5 | 195 | Fr.
Toledo, Ohio



28
Brayden MERRICK
IF | 6-3 | 210 | Fr.
Wirtz, Va.




29
Carson JONES
OF | 6-2 | 190 | Fr.
Glen Allen, Va.



30
Peyton ALFORD
P | 6-0 | 190 | Sr.
Knoxville, Tenn.



31
Jack HURLEY
OF | 6-0 | 185 | Fr.
Boalsburg, Pa.



32
Lucas DONLON
IF | 6-0 | 205 | Fr.
McLean, Va.



33
Nick HOLSEA
IF | 6-2 | 205 | So.
Huntingdon, Pa.



34
Anthony SIMONELLI
P | 6-2 | 200 | Jr.
Winchester, Va.



35
Ryan METZ
P | 6-1 | 190 | Jr.
Fishers, Ind.



37
Jonah SEAGERS
OF | 5-11 | 184 | So.
Gainesville, Va.



38
Jaison HEARD
P | 6-1 | 205 | Sr.
Maitland, Fla.



39
Peter SAKELLARIS
P | 6-0 | 185 | Fr.
Milton, Mass.




40
Henry WEYCKER
P | 5-11 | 205 | Fr.
Wellesley, Mass.



41
Dayne LEONARD
C | 6-0 | 195 | Fr.
Spring Green, Wis.



42
Ryan GLEASON
P | 6-5 | 210 | Fr.
Laytonville, Md.



43
Dusty MERCER
OF | 6-1 | 215 | Fr.
Matthews, N.C.



44
Jackson RITCHEY
P | 6-5 | 190 | Fr.
Huntingdon, Pa.



45
Parker STALLARD
OF | 5-11 | 190 | Fr.
Salem, Va.



46
Griffin GREEN
P | 6-3 | 205 | Fr.
Chelmsford, Mass.




47
Jonah HURNEY
P | 5-8 | 180 | So.
Kamuela, Hawai'i



48
Brady KIRTNER
P | 5-11 | 170 | Fr.
Christiansburg, Va.



49
Ethan FIROVED
P | 6-1 | 185 | Fr.
Virginia Beach, Va.



50
Christian WORLEY
P | 6-1 | 170 | Fr.
Alton, Va.



51
Graham FIROVED
P | 6-1 | 185 | So.
Virginia Beach, Va.



53
Jenner KEHE
P | 6-1 | 165 | Fr.
Golden, Colo.




55
Mike GRUPÉ
P | 6-1 | 195 | Fr.
Purcellville, Va.



John SZEFC
Head Coach
Fourth season



Kurt ELBIN
AC/Rec. Coord.
Fourth Season



Ryan FECTEAU
Assistant Coach
Fourth season



Tyler HANSON
Volunteer AC
Third season



Corey HAINES
Director of Ops
Fourth season



Kyle SARAZIN
Director, Player Dev.
Second season



Tyson PETERSHEIM
Consultant
Second season