



VIRGINIA TECH

2020-21 MEN'S SOCCER



EIGHT NCAA APPEARANCES (FOUR CONSECUTIVE, ONE OF 12 TEAMS NATIONALLY) | 2007 COLLEGE CUP | 17 ALL-ACC SELECTIONS | ONE ALL-AMERICAN | NINE MLS DRAFT PICKS | NO. 1 PICK IN MLS SUPERDRAFT 2021 - DANIEL PEREIRA

GAME 13

THE MATCHUP

VIRGINIA TECH HOKIES

4-6-2, 0-4-0 ACC

Head Coach: Mike Brizendine (James Madison, 1999)
Record at Virginia Tech: 85-107-30 (12th Season)
Career Record: 112-131-31 (15th Season)
vs. North Carolina: 1-10-1

VS

#15 NORTH CAROLINA TAR HEELS

6-3-3, 3-0-1 ACC

Head Coach: Carlos Somoano (Eckerd College '92)
Record at North Carolina: 134-40-29 (10th Season)
Career Record: 134-40-29 (10th Season)
vs. Virginia Tech: 8-1-1

GAME 13 | VIRGINIA TECH vs. UNC - April 2, 2021 | 7 PM | ACCNX | CHAPEL HILL, N.C. | DORRANCE FIELD

QUICK COMPARISON

| 2020-21 Season | | 2020-21 Season |
|----------------|--------------------|----------------|
| 14 | Goals | 15 |
| 1.17 | Goals/Game | 1.25 |
| 1.67 | Goals Allowed/Game | .58 |
| 14.6 | Shots/Game | 9.7 |
| .080 | Shot Pct. | .129 |
| .389 | SOG Pct. | .362 |



HOKIESPORTS.COM



GOHEELS.COM

2020-21 FIXTURES

| RECORD | | 4-6-2, 3-5-2 | |
|---------|--------------------------|--------------|--------------|
| HOME | | | 0-3-2 |
| AWAY | | | 4-2-0 |
| NEUTRAL | | | 0-1-0 |
| Date | Opponent | TV | Time/Result |
| 10/10 | at Pitt* | ACCNX | L, 2-4 |
| 10/14 | Virginia* | ACCN | T, 1-1 (20T) |
| 10/24 | Syracuse* | ACCN | T, 1-1 (20T) |
| 10/30 | at Louisville* | ACCNX | W, 2-1 (0T) |
| 11/2 | at Notre Dame* | ACCN | W, 1-0 |
| 11/6 | at Virginia* | ACCN | W, 1-0 |
| 11/15 | vs. Clemson ¹ | ACCN | L, 1-4 |
| 2/28 | at #5 Coastal Carolina | | W, 2-0 |
| 3/6 | Duke* | ACCNX | L, 2-4 |
| 3/13 | #1 Clemson* | ACCNX | L, 0-1 (20T) |
| 3/19 | at #24 Virginia* | | L, 0-2 |
| 3/27 | #5 Pitt* | ACCNX | L, 1-2 (20T) |
| 4/2 | at #15 North Carolina* | ACCNX | 7 PM |
| 4/9 | at Notre Dame* | | 7 PM |

STARTING XI - LAST MATCH

VIRGINIA TECH

| Pos | # | Name | Note |
|-----|----|------------------------|------|
| GK | 25 | Matt Zambetti | |
| D | 5 | Welnilton Da Silva Jr. | |
| D | 19 | Nathan Durst | |
| D | 28 | Zane Bubb | |
| D | 24 | Kyle McDowell | |
| D | 31 | Jakob Bluemler | |
| MF | 3 | Sivert Haugli | |
| MF | 6 | Camron Joice | |
| MF | 17 | Nick Blacklock | |
| F | 15 | Kristo Strickler | |
| F | 18 | Jacob Labovitz | |

5-3-2 Formation



KEY STORYLINES

HISTORY MADE IN THE MLS DRAFT

• Daniel Pereira was drafted No. 1 overall by Austin FC in the MLS SuperDraft 2021. Pereira became the first No. 1 and the third first-round pick in program history. Kristo Strickler was selected No. 30 overall by the Houston Dynamo. Pereira and Strickler join Patrick Nyarko and Ben Nason (2008) as the only Hokies duo selected in the same year of the MLS Draft.

SHAKIN' IT UP

• In its outing against No. 1 Clemson, the Hokies started five players for the first time in the spring: Nick Blacklock, Nathan Durst, Birkir Eythorsson, Jakob Bluemler, and Matt Zambetti.

SO CLOSE!

• In two games this spring, the Hokies have fallen in double overtime against a top-five op-

ponent at home (3/13 vs. #1 Clemson & 3/27 vs. #5 Pitt).

FINISHING STRONG

• Tech tied (2007) its highest ranking in program history the fall when it finished No. 4 in the country.

DEFENSIVE STRIDES

• The Hokies have allowed more than one goal in only three games, @ then-No. 1 Pitt, vs. No. 1 Clemson, and vs. Duke.

SHOOT YOUR SHOT

• Tech has outshot its opponents in nine out of twelve games this season.

NEW FACES IN THE LINEUP

• Against then-No. 5 Coastal Carolina, Welnilton Da Silva Jr., Cameron Joice, Daniel Starr, and Zane Bubb earned their first

career starts for the Hokies. Kristo Strickler's 47-game starting streak was snapped when he missed the fixture.

SNAPPING THE STREAK

• With its win against UVA in November, Tech snapped a 16-game winless streak against the Cavaliers, earning its first victory since 2005.

CAN'T FORGET YOUR FIRST

• The Hokies have had two first-time goalscorers in the spring, juniors Sivert Haugli and Andrew Weber. Huagli buried a penalty vs. Coastal and Weber grabbed a goal against Duke.

HOT LEG LABO

• Jacob Labovitz leads the team in points (13) and goals (6).

2019 RESULTS (10-6-3, 2-4-2)

| Date | Opponent | Result |
|-------|--------------------------------|--------------------------------|
| 8/30 | at Loyola Marymount | W, 2-1 |
| 9/1 | at UC Santa Barbara | W, 3-1 |
| 9/6 | vs. Loyola (Md.) ¹ | W, 2-1 |
| 9/8 | vs. Hofstra ¹ | W, 4-3 |
| 9/13 | #18 North Carolina* | L, 1-3 |
| 9/17 | Grand Canyon | W, 4-0 |
| 9/20 | at RV Louisville* | L, 1-2 |
| 9/27 | Boston College* | T, 2-2 (20T) |
| 10/1 | Gardner-Webb | W, 4-0 |
| 10/5 | at #6 Clemson | T, 0-0 (20T) |
| 10/11 | at Pitt | L, 1-3 |
| 10/18 | Notre Dame | W, 2-1 |
| 10/22 | Longwood | PPD |
| 10/25 | #6 Virginia | L, 0-2 |
| 10/29 | at Princeton | L, 2-3 |
| 11/1 | at Duke | W, 2-1 |
| 11/6 | at Louisville ² | W, 2-0 |
| 11/10 | at Wake Forest ² | T, 2-2 (20T - Elm, 5-6 PKs) |
| 11/24 | #16 New Hampshire ³ | W, 4-1 |
| 12/1 | at #7 Stanford ³ | L, 1-2 |

All Times Eastern

* - ACC Game

1 - JMU Invitational (Harrisonburg, Va.)

2 - ACC Championship

3 - NCAA Championship

THE SERIES

Games Played:

Series: 3-16-1

Series Began: 1973

Home: 2-6-1

Away: 1-10-0

Neutral: 0-0-0

Under Brizendine: 1-10-1

Last Meeting: Sept. 13, 2019 (L, 1-3)



MIKE BRIZENDINE

THE BRIZENDINE FILE

Coaching Exp.: 21th season, 16th at Tech
 Head Coach: 15th season, 12th at Tech
 Record at Tech: 85-105-30
 Overall Record: 112-129-31
 College: James Madison (1999)
 Playing Exp: James Madison (1996-99)

| Year | School | Position |
|--------------|---------------|-----------------|
| 2009-present | Virginia Tech | Head Coach |
| 2004-09 | Virginia Tech | Assistant Coach |
| 2001-03 | Bridgewater | Head Coach |

Most NCAA Appearances

*As Head Coach at Virginia Tech

| Coach | Apps | Year(s) |
|-----------------|------|---------------|
| Oliver Weiss | 4 | 2003, 2005-07 |
| Mike Brizendine | 4 | 2016-19 |

Year-By-Year Record

CAREER RECORD

| YEAR | SCHOOL | RECORD |
|----------------|---------------|-------------------|
| 2001 | Bridgewater | 4-11 |
| 2002 | Bridgewater | 11-7 |
| 2003 | Bridgewater | 12-6 |
| 2009 | Virginia Tech | 5-12-2 |
| 2010 | Virginia Tech | 5-13-1 |
| 2011 | Virginia Tech | 4-13-2 |
| 2012 | Virginia Tech | 7-10-3 |
| 2013 | Virginia Tech | 4-8-5 |
| 2014 | Virginia Tech | 7-8-2 |
| 2015 | Virginia Tech | 5-9-3 |
| 2016 | Virginia Tech | 13-5-4 |
| 2017 | Virginia Tech | 10-10 |
| 2018 | Virginia Tech | 11-7-3 |
| 2019 | Virginia Tech | 10-6-3 |
| 2020 | Virginia Tech | 4-5-2 |
| TOTALS: | | 112-131-30 |

| SCHOOL | RECORD |
|---------------------------|-------------------|
| Bridgewater (3 years) | 27-24 |
| Virginia Tech (12 years) | 85-107-30 |
| TOTALS (15 years): | 112-131-30 |



Taking over the reins of a program that faced strict recruiting restrictions, head coach Mike Brizendine has rebuilt the men's soccer team and has seen the most success in program history. Brizendine has made it his mission to lead the Virginia Tech program to new heights and make the Hokies into one of the top programs in the Atlantic Coastal Conference.

Professional development has been an important component in the Virginia Tech men's soccer program under Brizendine's watch and that mission came full circle in the MLS SuperDraft 2021. Daniel Pereira was selected No. 1 by Austin FC after two years with the Hokies, while former walk-on Kristo Strickler was selected No. 30 overall by Houston Dynamo.

From 2016-19 the Hokies had the greatest stretch in program history as they made the NCAA Tournament for a program record fourth consecutive time, earned the highest national seeding in program history (10th), won the most ACC games in a four-year time (46) and made six tournament appearances.

In 2019 the Hokies once again made the NCAA Tournament as they claimed the 10th seed and a first-round bye. Tech would face and defeat No. 16 New Hampshire 4-1 in the round of 32 before falling late to Stanford 2-1 in their second-straight Sweet Sixteen appearance.

James Kasak became the seventh Hokie to train under Brizendine and be drafted as he was taken with the sixth pick of the fourth round.

The 2018 campaign was another stellar year for the Hokies as they once again surpassed 10 wins and made their second trip to the round of 16 in the past three seasons.

The 2017 season saw Tech make their second consecutive NCAA appearance season as they defeated Air Force 2-0 in the First Round. On the way to their tournament appearance, the Hokies had historic victories over Creighton, handing the Blue Jays their first home loss on opening night since 1995 and beating No. 1 Notre Dame thanks to two goals from forward Marcelo Acuna.

Following the 2017 season, Ben Lundgaard was taken with the 22nd overall selection by the Columbus Crew Major League Soccer SuperDraft.

The 2016 season was one of the best seasons in recent history and marked a resurgence of the Tech soccer program. The Hokies earned an at-large bid to the NCAA tournament, the program's first in a decade, opening with a 1-0 victory over East Tennessee State. The Hokies then went on to defeat Charlotte and Indiana, advancing to the Elite Eight. The program ended the season ranked eighth nationally.

Brizendine was named the 2016 VaSID Coach of the Year with junior Marcelo Acuna earning third-team All-America honors. Senior Juan Pablo Saavedra joined an elite group of former Hokies when he was drafted by FC Toronto in the 2016 MLS Draft.

Brizendine has coached 22 players that have gone on to play professional soccer, as well as six MLS draftees. After taking over a program facing significant recruiting restrictions and coming off a four-win season, his leadership has returned Virginia Tech to one of the most competitive programs in the nation.

After serving 10 years as a collegiate assistant coach, including five at Virginia Tech, Brizendine finally got his opportunity to lead his own program when former AD Jim Weaver promoted him to the head coach on June 11, 2009.

During the 2015 season, Brizendine's team won five games, including an upset against then-No. 10 Xavier. Sophomore Merlin Baus led the team, tallying 15 points. At the conclusion of the season, Ricardo John signed with the professional team Central F.C. in his native country of Trinidad and Tobago.

In 2014, Brizendine's young squad produced seven wins, including victories over Wake Forest, NC State, SIUE and UNCG. Freshman Ricardo John, who tallied 11 points, was named all-conference and all-region. Underclassmen scored all 19 goals and freshman keeper Ben Lundgaard recorded six shutouts in seeing nearly 75 percent of the minutes in goal.

The 2013 season saw a school-record three players either drafted into the MLS or sign professional contracts following the season. The Hokies also earned eight points in ACC play, the most since 2007, behind five ties and an upset victory over No. 17 Syracuse. Under Brizendine's direction, the Hokie defense only allowed 23 goals all season, the lowest total allowed since 2005, as well as the second first-team All-ACC selection in school history.

Brizendine's 2012 team earned the most wins in a season (seven) for the program since 2007. On Nov. 5, 2012, in College Park, Md., the Hokies scored three unanswered goals to top NC State in the first round of the Atlantic Coast Conference tournament, capturing only the second victory for the team in the tournament since the school joined the conference in 2004.

The 2011 side played five top-25 opponents during the season, and the year was highlighted by a 1-0 double-overtime win over 2011 NCAA champion North Carolina. The victory was the program's first over a No. 1 ranked opponent since 2004.

Under Brizendine's guidance, the Hokies have also had a great deal of success in the classroom. His teams earned the NSCAA Team Academic Award six times (2010-14, 2016-17). The award honors teams with a cumulative grade-point average of 3.0 or higher.

As an assistant under former coach Oliver Weiss, Brizendine played an integral role in helping the Hokies make it to the College Cup for the first time in the program's history. For his contributions, he was recognized as the NSCAA's Atlantic Region Assistant Coach of the Year in 2007.

Brizendine joined the Hokie staff after a successful stint with Bridgewater (Va.) College, a Division III program that participates in the Old Dominion Athletic Conference (ODAC). After assisting both the men's and women's programs at Bridgewater in 2000, he became the head men's coach from 2001 to 2003, guiding the team from non-competitive status to a full-fledged Division III program. Brizendine led Bridgewater to its two best single-season records – 12-6 in 2003 and 11-7 in 2002 – for a 23-13 mark over two seasons and a .639 winning percentage. For this significant turnaround, his peers named him ODAC Coach of the Year in 2003.

TEAM HISTORY

| | |
|------------------------------------|------------------|
| First Season of Men's Soccer | 1972 |
| All-Time Record | 402-376-88 |
| All-Time ACC Record | 31-82-26 |
| ACC Tournament Appearances | 14 |
| ACC Tournament Record..... | 5-13-2 |
| NCAA Tournament..... | 8 (Last in 2019) |
| NCAA Tournament Record | 9-7-2 |

ACTIVE STARTS STREAK

| | <u>2020-21</u> | <u>Streak</u> | <u>Career</u> |
|--------------------|----------------|---------------|---------------|
| Landon Ameres | 0 | - | 0 |
| Nick Blacklock | 7 | 6 | 22 |
| Jakob Bluemler | 10 | 3 | 48 |
| Zane Bubbl | 3 | 1 | 3 |
| Da Silva Jr. | 5 | 5 | 5 |
| Jack Dearie | 0 | - | - |
| Kahlil Dover | 1 | - | 2 |
| Nathan Durst | 9 | 1 | 15 |
| Birkir Eythorsson | 2 | - | 2 |
| Sivert Haugli | 12 | 27 | 49 |
| Camron Joice | 3 | 1 | 3 |
| Connor Jordan-Hyde | 0 | - | - |
| Hayden Kickbush | 0 | - | 0 |
| Mayola Kinyua | 11 | - | 11 |
| Jacob Labovitz | 11 | 9 | 23 |
| Camron Lennon | 6 | - | 11 |
| Chris Little | 6 | - | 7 |
| Mason McClendon | 0 | - | 0 |
| Kyle McDowell | 10 | 1 | 10 |
| Chris Nicola | 0 | - | 0 |
| J.P. Pascarella | 0 | - | 0 |
| Daniel Starr | 3 | - | 3 |
| Kyle Stenzel | 3 | - | 3 |
| Kristo Strickler | 9 | 2 | 66 |
| Mathijs Swaneveld* | 7 | - | 47 |
| Andrew Weber | 1 | - | 1 |
| Matt Zambetti | 5 | 3 | 5 |

- Tech's longest streak is 27 by Haugli. Tech is 10-12-5 in those contests.
- Until te 2/28 match with Coastal Carolina, Kristo Strickler held the longest streak at 47. Tech was 24-15-8 in those contests.
- Strickler leads the team with 66 career starts, Sivert Haugli is second with 49, and Jakob Bluemler is third with 48.

* Not on active roster

RESULTS VS. UNC UNDER BRIZENDINE

| | | |
|----------|------|--------|
| 9/13/19 | HOME | L, 1-4 |
| 11/4/18 | AWAY | L, 0-3 |
| 10/6/18 | AWAY | L, 1-2 |
| 10/22/17 | HOME | L, 0-4 |
| 10/22/16 | AWAY | L, 0-2 |
| 9/11/15 | HOME | L, 0-2 |
| 10/10/14 | AWAY | L, 0-5 |
| 9/20/13 | HOME | T, 0-0 |
| 9/8/12 | AWAY | L, 0-2 |
| 9/10/11 | HOME | W, 1-0 |
| 10/22/10 | AWAY | L, 1-3 |
| 10/24/09 | HOME | L, 0-1 |

**-2019-
10-6-3**

ACC: 2-4-2

HEAD COACH: MIKE BRIZENDINE

| | | |
|---------|---------------------|----------------|
| Aug 30 | @ Loyola Marymount | W, 2-1 |
| Sep 1 | @ UC Santa Barbara | W, 3-1 |
| Sep 6 | vs. Loyola (Md.) 1 | W, 2-1 |
| Sept 8 | vs. Hofstra 1 | W, 4-3 |
| Sept 13 | #18 UNC | L, 1-3 |
| Sept 17 | Grand Canyon | W, 4-0 |
| Sept 20 | @ RV Louisville | L, 1-2 |
| Sept 27 | Boston College | T, 2-2 |
| Oct 1 | Gardner Webb | W, 4-0 |
| Oct 5 | @ #6 Clemson | T, 0-0 |
| Oct 11 | @ Pitt | L, 1-3 |
| Oct 18 | Notre Dame | W, 2-1 |
| Oct 25 | #6 UVA | L, 0-2 |
| Oct 29 | at Princeton | L, 2-3 |
| Nov 1 | at Duke | W, 2-1 |
| Nov 6 | @ Louisville 2 | W, 2-0 |
| Nov 10 | @ #7 Wake Forest 3 | T, 2-2 (5-6PK) |
| Nov 24 | #16 New Hampshire 4 | W, 4-1 |
| Dec 1 | @ Stanford 5 | L, 1-2 |

- 1-JMU Invitational
- 2-ACC Tournament in Louisville, KY.
- 3-ACC Tournament in Winston-Salem, N.C..
- 4-NCAA Tournament in Blacksburg, VA
- 5-NCAA Tournament in Stanford, CA.

HOKIE TRENDS

| | 2019 | 2020-21 |
|-------------------------------|-------------|----------------|
| Overall | 10-6-3..... | 4-6-2 |
| Conference | 2-4-2..... | 3-5-2 |
| Thompson Field | 3-2-1..... | 0-3-2 |
| On the road | 4-3-2..... | 4-2-0 |
| Neutral sites | 3-0-0..... | 0-1-0 |
| Overtime games | 0-0-3..... | 1-2-2 |
| Scoring first | 7-2-1..... | 4-0-1 |
| Opp scores first | 3-4-1..... | 0-6-1 |

| | | |
|---------------------------------|------------|-------|
| Scoring zero goals | 0-1-1..... | 0-2-0 |
| Scoring one goal | 0-4-0..... | 2-2-2 |
| Scoring two goals | 5-1-2..... | 2-2-0 |
| Scoring 3+ goals | 5-0-0..... | 0-0-0 |

| | | |
|---------------------------------|------------|-------|
| Keeping a shutout | 3-0-1..... | 3-0-0 |
| Allowing one goal | 6-0-0..... | 1-1-2 |
| Allowing two goals | 0-2-2..... | 0-2-0 |
| Allowing 3+ goals | 1-3-0..... | 0-3-0 |

| | | |
|---|------------|-------|
| Games decided by one goal | 5-1-0..... | 3-2-0 |
| Games decided by two goals | 2-2-0..... | 1-3-0 |
| Games decided by 3+ goals | 3-0-0..... | 0-1-0 |

| | | |
|-----------------------------------|------------|-------|
| Leading at halftime | 6-1-1..... | 2-0-0 |
| Trailing at halftime | 1-2-1..... | 0-4-0 |
| Tied at halftime | 3-2-1..... | 2-2-2 |

| | | |
|--|------------|-------|
| Day games | 4-0-1..... | 3-3-0 |
| Night games (5 p.m. or later) | 6-6-2..... | 1-3-2 |

| | | |
|------------------------------|------------|-------|
| Monday games | 0-0-0..... | 1-0-0 |
| Tuesday games | 2-0-0..... | 0-0-0 |
| Wednesday games | 1-0-0..... | 0-0-1 |
| Thursday games | 0-0-0..... | 0-0-0 |
| Friday games | 4-3-2..... | 2-1-0 |
| Saturday games | 0-0-1..... | 0-4-1 |
| Sunday games | 3-1-1..... | 1-1-0 |

| | | |
|---------------------------|------------|-------|
| In August | 1-0-0..... | 0-0-0 |
| In September | 4-2-1..... | 0-0-0 |
| In October | 2-3-1..... | 1-1-2 |
| In November | 3-1-1..... | 2-1-0 |
| In February | 0-0-0..... | 1-0-0 |
| In March | 0-0-0..... | 0-3-0 |

| | | |
|--|------------|-------|
| Against ranked opposition | 1-3-2..... | 1-4-1 |
| In televised games | 6-4-5..... | 1-5-1 |

TEAM

| | | |
|---------------------------|----------------------------|----------------------------|
| Home win..... | Sun., Nov. 24, 2019 | 4-1 vs. #23 New Hampshire |
| Home loss..... | Sat., March 27, 2021 | 1-2 (2OT) vs. #5 Pitt |
| Road win..... | Sun., Feb. 28, 2021 | 2-0 at #5 Coastal Carolina |
| Road loss..... | Fri., March 19, 2021 | 0-2, at Virginia |
| OT win | Sun., Aug. 26, 2018 | 2-1, vs Gardner-Webb |
| OT loss..... | Sat., March 27, 2021 | 1-2 (2OT) vs. #5 Pitt |
| ACC win | Fri., Nov. 6, 2020 | 1-0 at Virginia |
| ACC loss | Sat., March 27, 2021 | 1-2 (2OT) vs. #5 Pitt |
| Non-conference win..... | Sun., Feb. 28, 2021 | 2-0 at #5 Coastal Carolina |
| Non-conference loss | Sun., Dec. 1, 2019 | 1-2 at #7 Stanford |
| Shutout win | Sun., Feb. 28, 2021 | 2-0 at #5 Coastal Carolina |
| Shutout tie | Fri., Oct. 22, 2019 | 0-0, vs Longwood |
| Scored 1 goal..... | Sat., March 27, 2021 | 1-2 (2OT) vs. #5 Pitt |
| Scored 2 goals..... | Sat., March 6, 2021 | 2-4 vs. Duke |
| Scored 3 goals..... | Sun., Sept. 1, 2010 | 3-1 at #16 UC Santa Barbra |
| Scored 4 goals..... | Sun., Nov. 24, 2019 | 4-1 vs. #23 New Hampshire |
| Scored 5+ goals | Fri., Oct. 19, 2018 | 5-2 at Notre Dame |
| Allowed 1 goal..... | Sat, March, 13, 2021 | 0-1 (2OT) vs. #1 Clemson |
| Allowed 2 goals..... | Sat., March 27, 2021 | 1-2 (2OT) vs. #5 Pitt |
| Allowed 3 goals..... | Sun., Oct. 22, 2018 | 2-3 at Princeton |
| Allowed 4 goals..... | Sat., March 6, 2021 | 2-4 vs. Duke |
| Allowed 5+ goals..... | Sun., Aug. 27, 2017 | 1-5 at Omaha |
| 5+ assists..... | Tue., Oct. 29, 2019 | 4-0 vs Grand Canyon |
| 10+ corner kicks..... | Sun., Sept. 8, 2019 | 4-3 vs Hofstra |
| 25+ Shots..... | Fri., Oct. 30, 2020 | 2-1 at Louisville |

INDIVIDUAL

| | | |
|------------------|---------------------------|--|
| Hat trick..... | Tue., Oct. 1, 2019 | Kristo Strickler vs. Gardner Webb |
| 5+ points | Tue., Oct. 1, 2019 | Kristo Strickler (6) vs. Gardner Webb |
| 2+ assists | Sun., Nov. 24, 2019 | Jacob Labovitz (2) vs. #23 New Hampshire |
| 10+ saves..... | Sun., Nov. 10, 2019 | Mathijs Swaneveld(10) vs Wake Forest |

2021 ACC STANDINGS

ATLANTIC

| | PTS | ACC | PCT | OVERALL | PCT | HOME | AWAY | NEUTRAL | STREAK |
|----------------|-----|-------|-------|---------|-------|-------|-------|---------|--------|
| Clemson | 12 | 4-0 | 1.000 | 12-2-1 | 0.833 | 6-0-1 | 4-2-0 | 2-0-0 | W7 |
| Wake Forest | 10 | 3-0-1 | 0.875 | 11-2-1 | 0.821 | 7-1-1 | 4-1-0 | 0-0-0 | W2 |
| Louisville | 6 | 2-2 | 0.500 | 3-8-1 | 0.292 | 2-3-0 | 1-5-1 | 0-0-0 | L2 |
| NC State | 4 | 1-2-1 | 0.375 | 3-8-2 | 0.308 | 2-5-0 | 1-3-2 | 0-0-0 | W1 |
| Boston College | 3 | 1-3 | 0.250 | 1-3 | 0.250 | 1-1 | 0-2 | 0-0 | L1 |
| Syracuse | 1 | 0-3-1 | 0.125 | 2-7-4 | 0.308 | 2-1-2 | 0-5-2 | 0-1-0 | W1 |

COASTAL

| | PTS | ACC | PCT | OVERALL | PCT | HOME | AWAY | NEUTRAL | STREAK |
|----------------|-----|-------|-------|---------|-------|-------|-------|---------|--------|
| North Carolina | 10 | 3-0-1 | 0.875 | 6-3-3 | 0.625 | 4-2-1 | 2-1-2 | 0-0-0 | W1 |
| Pitt | 9 | 3-1 | 0.750 | 11-2 | 0.846 | 3-0 | 6-1 | 2-1 | W3 |
| Virginia | 6 | 2-2 | 0.500 | 7-6-1 | 0.536 | 6-3-0 | 1-3-1 | 0-0-0 | L1 |
| Duke | 6 | 2-2 | 0.500 | 4-9-2 | 0.333 | 1-5-2 | 3-3-0 | 0-1-0 | W1 |
| Notre Dame | 3 | 1-3 | 0.250 | 8-7 | 0.533 | 5-4 | 3-2 | 0-1 | L2 |
| Virginia Tech | 0 | 0-4 | 0.000 | 4-6-2 | 0.417 | 0-3-2 | 4-2-0 | 0-1-0 | L4 |

VIRGINIA TECH MEN'S SOCCER

VIRGINIA TECH ROSTERS

| # | NAME | POS | HT | YR | HOMETOWN | HS/LAST SCHOOL | ALPHABETICAL |
|----|-----------------------|-----|--------|-------|-------------------------|--------------------------------|---------------|
| 0 | Connor Jordan-Hyde | GK | 6' 2" | r-So. | Leawood, Ks. | The Pembroke School | 20 Ameres |
| 2 | Jack Dearie | M | 6' 2" | Fr. | Ponte Verde Beach, Fla. | Nease | 17 Blacklock |
| 3 | Sivert Haugli | D | 6' 5" | So. | Oslo, Norway | Norges Toppidrettsgymnas | 31 Bluemler |
| 4 | Kyle Stenzel | M | 6' 0" | So. | Staunton, Virginia | Robert E. Lee | 28 Bubb |
| 5 | Welnilton Da Silva II | D | 6' 1" | Fr. | Para, Brazil | Montverde Academy | 5 Da Silva II |
| 6 | Cameron Joice | M | 5' 9" | Jr. | Newcastle, South Wales | Monroe College | 2 Dearie |
| 8 | Mayola Kinyua | F | 5' 8" | So. | Nairobi, Kenya | Montverde Academy | 14 Dover |
| 10 | Chris Little | M | 5' 10" | Jr. | Fairfax, Va. | Briar Woods | 19 Durst |
| 11 | Daniel Starr | F | 6' 3" | So. | Charlottesville, Va. | Albemarle | 16 Eythorsson |
| 12 | Andrew Weber | M | 5' 9" | Jr. | Earlsville, Va. | Albemarle | 3 Haugli |
| 14 | Kahlil Dover | F | 6' 3" | Jr. | Reston, Va. | South Lakes | 6 Joice |
| 15 | Kristo Strickler | M | 5' 10" | Sr. | Hilliard, Ohio | St. Charles Preparatory School | 0 Jordan-Hyde |
| 16 | Birkir Eythorsson | M | 6' 0" | Fr. | Reykjavik, Iceland | Borgarholt School | 27 Kickbush |
| 17 | Nick Blacklock | M | 5' 10" | So. | Hellertown, Pa. | YSC Academy | 8 Kinyua |
| 18 | Jacob Labovitz | F | 6' 1" | Sr. | Great Falls, Va. | Farleigh Dickinson | 18 Labovitz |
| 19 | Nathan Durst | D | 6' 2" | r-So. | Loudon, Va. | Rock Ridge | 21 Lennon |
| 20 | Landon Ameres | M | 5' 8" | Fr. | Palmetto, Fla. | Palmetto | 10 Little |
| 21 | Camron Lennon | F | 6' 0" | Sr. | Austin, Texas | Westwood | 22 McClendon |
| 22 | Mason McClendon | D | 5' 11" | So. | Virginia Beach, Va. | First Colonial | 24 McDowell |
| 23 | J.P. Pascarella | D | 5' 10" | Fr. | Blaine, Minn. | Lesville Road | 26 Nicola |
| 24 | Kyle McDowell | M | 5' 10" | Jr. | West Sussex, England | Ottawa University | 23 Pascarella |
| 25 | Matt Zambetti | GK | 6' 1" | So. | Mechanicsburg, Pa. | Cumberland Valley | 11 Starr |
| 26 | Chris Nicola | D | 6' 3" | So. | San Diego, Calif. | Northwood | 4 Stenzel |
| 27 | Hayden Kickbush | GK | 6' 2" | r-Jr. | Arlington, Va. | Yorktown | 15 Strickler |
| 28 | Zane Bubb | D | 6' 4" | Jr. | Charlotte, N.C. | North Florida | 12 Weber |
| 31 | Jakob Bluemler | D | 5' 8" | Jr. | Bad Soden, Germany | Humboldtschule, Bad Homburg | 25 Zambetti |

PRONUNCIATIONS

| | | | |
|-------------------------|----------------------|-----------------------|---------------------|
| Name | Pronunciation | Jakob Bluemler | Jacob Bloom-ler |
| Sivert Haugli | See-vert How-glee | Landon Ameres | UH-mare-es |
| Mayola Kinyua | May-o-luh Kin-you-uh | Mike Brizendine | Briz-en-dine (fine) |
| Birkir Eythorsson | Brr-kerr Ay-thor-son | | |

ROSTER BREAKDOWN

BY STATE

STATES REPRESENTED (9)

Virginia (10 student-athletes)
 Pennsylvania (Zambetti, Blacklock)
 Florida (Dearie, Ameres)
 California (Nicola)
 Texas (Lennon)
 Kansas (Jordan-Hyde)
 Ohio (Strickler)
 Minnesota (Pascarella)
 North Carolina (Bubb)

BY COUNTRY

COUNTRIES REPRESENTED (7)

USA (20)
 Australia (1), Joice
 Brazil (1), Da Silva II
 England (1), McDowell
 Germany (1), Bluemler
 Iceland (1), Eythorsson
 Norway (1), Haugli

BY CLASS

SENIORS (5)

Kristo Strickler, Jacob Labovitz, Camron Lennon, Jakob Bluemler

JUNIORS (8)

Hayden Kickbush, Sivert Haugli, Chris Little, Kahlil Dover, Andrew Weber, Cameron Joice, Kyle McDowell, Zane Bubb,

SOPHOMORES (9)

Connor Jordan-Hyde, Kyle Stenzel, Mayola Kinyua, Daniel Starr, Nick Blacklock, Mason McClendon, Matt Zambetti, Chris Nicola, Nathan Durst,

FRESHMEN (5)

Jack Dearie, Welnilton Da Silva II, Birkir Eythorsson, Landon Ameres, J.P. Pascarella,



PAT MCSORLEY


Associate Head Coach

Experience: 12 years
Alma Mater: James Madison (1995)

McSorley remains the all-time leader goalscorer at JMU, where he starred from 1992-95. He scored 42 goals and tallied 103 total points while helping the Dukes go 73-14-6 during his four years

He joined the Hokies after working in Harrisonburg for six years serving as the associate head coach.

McSorley is married to Virginia Tech Assistant AD, Compliance and Athletics Title IX Bridget Brugger McSorley.



JAMES LOFTON

Assistant Coach

Experience: Second season
Alma Mater: William & Mary

Lofton joined the Hokies after a successful five-year tenure as the head coach of the Ferrum College women's soccer program. With the Panthers, Lofton won 11 games in back-to-back seasons, the program's best stretch in history.

He played collegiately at UNC Greensboro and William & Mary appearing with both programs in the NCAA tournament.

JUST VIRGINIA TECH, PLEASE

- While the full name of the school is Virginia Polytechnic Institute and State University, the school is commonly referred to as "Virginia Tech."
- Founded in 1872, as Virginia Agricultural and Mechanical College, the university changed its name to Virginia Polytechnic Institute in 1896.
- Fans of the athletic department, as well as media covering the Hokies, shortened the name to VPI, but it eventually became Virginia Tech.
- The "State University" was added in 1970 to bring the official title to what it is today.
- Those covering Hokie athletics are asked to refer to the university as simply "Virginia Tech."
- **Virginia Tech University, VPI and SU, VPI&SU, VT or VA Tech are not recognized names and should not be used.**

WHAT IS A HOKIE?

- That's the most frequently asked question regarding Virginia Tech athletics. The answer leads back to 1896 when Virginia Agricultural and Mechanical College changed its name to Virginia Polytechnic Institute.
- With the change came the necessity for writing a new cheer and a contest for such a purpose was held by the student body. Senior O.M. Stull won first prize for his "Old Hokie" yell which still is used today.
- Later, when asked if "Hokie" had any special meaning, Stull explained the words he used had no hidden or symbolic meaning, but had been thought up in an effort to get attention.
- Hokie soon became a nickname for all Tech teams and for those people loyal to Tech athletics.
- Following is the "Old Hokie" yell in its original form:

**Hoki, Hoki, Hoki Hy!
Tech! Tech! V.P.I.!
Sola-Rex Sola-Rah**



Thompson Field serves as the home of the Virginia Tech men’s and women’s soccer teams as well as the lacrosse team. Located in the center of the Virginia Tech athletics complex, the facility ranks as one of the finest for both soccer and lacrosse in the Atlantic Coast Conference.

Located across from Lane Stadium, the Hokies’ football home, and adjacent to Tech Softball Park, Thompson Field was completed in the fall of 2003 and dedicated in 2008 in the name of Sandra D. Thompson, a longtime supporter of women’s athletics at Virginia Tech.

The field is a bluegrass playing surface and measures approximately 75 by 120 yards. It is equipped with an underground irrigation system and a drainage system that allows for it to be ready for play quickly following rainstorms. The complex also features a wireless scoreboard, and a permanent Hubbell lighting system allows for night games.

The athletics department has made improvements gradually since the venue opened in 2003. In 2005, workers completed a new restroom facility for the field, and during the summer of 2008, a new game operations center was erected atop the stadium above the fans. The approximately 900-square foot facility includes two broadcast booths for both home team and visiting team radio broadcasts. The center also has two covered areas devoted to broadcasting and/or videographers’ cameras, and there is a large working area for media members covering the Hokies.

The climate-controlled facility also contains a state-of-the-art sound system and Ethernet capability. The Internet-ready facility allows Tech’s official athletics website, hokiesports.com, to originate live audio broadcasts and live stats of the Hokies’ matches from the press box. Above the grandstand is a wired camera deck.

Between each team’s bench area is the Sandy D. Thompson Press Box. Formerly the press operations center for the field, the facility is now used as a halftime room for game officials and as an auxiliary area for press and game operations.

Thompson Field, which has been expanded since it was opened, now features approximately 2,028 bench-back seats, where each fan has an unobstructed view of the playing surface. Spacious area around the field allows for nearly 1,500 more fans to watch games.

A video board was installed in the spring of 2019 and debuted for the soccer programs in the fall of 2019.

With the ACC Network’s launch in August of 2019, the field has been equipped with new lights to better showcase the field not only in-venue but on television.

HOKIES AT HOME

MEN'S SOCCER QUICK FACTS

| | |
|---------------------------|----------|
| Seasons | 19 |
| Overall record | 75-59-21 |
| ACC record | 17-39-1 |
| Non conference record | 55-18-19 |
| Ranked opponents | 11-29 |
| Coach Brizendine’s Record | 46-41-16 |

WOMEN'S SOCCER QUICK FACTS

| | |
|-----------------------|-----------|
| Seasons | 19 |
| Overall record | 110-46-21 |
| ACC record | 36-34-1 |
| Non conference record | 75-9-20 |
| Ranked opponents | 16-34-1 |

LACROSSE QUICK FACTS

| | |
|-----------------------|-------|
| Seasons | 18 |
| Overall record | 51-54 |
| ACC record | 4-33 |
| Non conference record | 45-19 |
| Ranked opponents | 3-37 |

VIRGINIA TECH MEN'S SOCCER

2020-21 COMBINED STATISTICS



2020-21 Virginia Tech Men's Soccer Combined Statistics All games

Page 1/1
as of Apr 01, 2021

| Date | Opponent | Score | Att. |
|--------------|---------------------|----------|------|
| * 10/10/2020 | at Pittsburgh | L 2-4 | 55 |
| * 10/14/2020 | Virginia | Tot2 1-1 | 130 |
| * 10/24/2020 | Syracuse | Tot2 1-1 | 101 |
| * 10/30/2020 | at Louisville | Wot1 2-1 | 212 |
| * 11/02/2020 | at Notre Dame | W 1-0 | 0 |
| * 11/06/2020 | at Virginia | W 1-0 | 265 |
| 11/15/2020 | vs Clemson | L 1-4 | 0 |
| 02/28/2021 | at Coastal Carolina | W 2-0 | 200 |
| * 03/06/2021 | Duke | L 2-4 | 250 |
| * 03/13/2021 | Clemson | Lot2 0-1 | 250 |
| * 03/19/2021 | at Virginia | L 0-2 | 187 |
| * 03/27/2021 | Pittsburgh | Lot2 1-2 | 600 |

Team statistics

| | HOKIES | OPP |
|------------------------|--------|--------|
| SHOT STATISTICS | | |
| Goals-Shot attempts | 14-175 | 20-113 |
| Goals scored per game | 1.17 | 1.67 |
| Shot pct. | .080 | .177 |
| Shots on goal-Attempts | 68-175 | 52-113 |
| SOG pct. | .389 | .460 |
| Shots/Game | 14.6 | 9.4 |
| Assists | 11 | 24 |
| GOAL BREAKDOWN | | |
| Total Goals | 14 | 20 |
| Penalty | 1 | 0 |
| Unassisted | - | - |
| Overtime | 1 | 2 |
| Goals scored average | 1.17 | 1.67 |
| CORNER KICKS | | |
| Goals off corners | 63 | 48 |
| PENALTY KICKS | | |
| | 1-1 | 0-1 |
| OFFSIDES | | |
| | 21 | 22 |
| PENALTIES | | |
| Fouls | 153 | 131 |
| Yellow cards | 30 | 14 |
| Red cards | 1 | 1 |
| ATTENDANCE | | |
| Total | 1331 | 919 |
| Dates/Avg Per Date | 5/266 | 6/153 |
| Neutral Site #/Avg | 1/0 | - |

| Record | Overall | Home | Away | Neutral |
|----------------|---------|-------|-------|---------|
| All Games | 4-6-2 | 0-3-2 | 4-2-0 | 0-1-0 |
| Conference | 3-5-2 | 0-3-2 | 3-2-0 | 0-0-0 |
| Non-Conference | 1-1-0 | 0-0-0 | 1-0-0 | 0-1-0 |

| # Player | GP | G | A | PTS | SH | SH% | SOG | SOG% | GWG | PK-ATT |
|---------------------------|-----------|-----------|-----------|-----------|------------|-------------|-----------|-------------|----------|------------|
| 18 Labovitz, Jacob | 11 | 6 | 1 | 13 | 33 | .182 | 12 | .364 | 3 | 0-0 |
| 15 Strickler, Kristo | 9 | 3 | 1 | 7 | 27 | .111 | 9 | .333 | 0 | 0-0 |
| 24 McDowell, Kyle | 10 | 0 | 4 | 4 | 3 | .000 | 1 | .333 | 0 | 0-0 |
| 97 Pereira, Daniel | 7 | 1 | 1 | 3 | 26 | .038 | 15 | .577 | 1 | 0-0 |
| 14 Dover, Kahlil | 12 | 1 | 1 | 3 | 10 | .100 | 5 | .500 | 0 | 0-0 |
| 17 Blacklock, Nick | 9 | 1 | 0 | 2 | 20 | .050 | 7 | .350 | 0 | 0-0 |
| 12 Weber, Andrew | 9 | 1 | 0 | 2 | 8 | .125 | 3 | .375 | 0 | 0-0 |
| 3 Haugli, Sivert | 12 | 1 | 0 | 2 | 4 | .250 | 2 | .500 | 0 | 1-1 |
| 20 Ameres, Landon | 9 | 0 | 1 | 1 | 5 | .000 | 3 | .600 | 0 | 0-0 |
| 31 Bluemler, Jakob | 11 | 0 | 1 | 1 | 3 | .000 | 1 | .333 | 0 | 0-0 |
| 10 Little, Chris | 12 | 0 | 1 | 1 | 2 | .000 | 0 | .000 | 0 | 0-0 |
| 8 Kinyua, Mayola | 12 | 0 | 0 | 0 | 5 | .000 | 0 | .000 | 0 | 0-0 |
| 28 Bubbs, Zane | 4 | 0 | 0 | 0 | 5 | .000 | 1 | .200 | 0 | 0-0 |
| 21 Lennon, Camron | 9 | 0 | 0 | 0 | 5 | .000 | 3 | .600 | 0 | 0-0 |
| 11 Starr, Daniel | 7 | 0 | 0 | 0 | 5 | .000 | 2 | .400 | 0 | 0-0 |
| 19 Durst, Nathan | 12 | 0 | 0 | 0 | 5 | .000 | 1 | .200 | 0 | 0-0 |
| 16 Eythorsson, Birkir | 4 | 0 | 0 | 0 | 2 | .000 | 1 | .500 | 0 | 0-0 |
| 4 Stenzel, Kyle | 8 | 0 | 0 | 0 | 2 | .000 | 1 | .500 | 0 | 0-0 |
| 5 Da Silva Jr., Welnilton | 7 | 0 | 0 | 0 | 2 | .000 | 1 | .500 | 0 | 0-0 |
| 99 Adjetey, Alexander | 2 | 0 | 0 | 0 | 2 | .000 | 0 | .000 | 0 | 0-0 |
| 6 Joice, Camron | 4 | 0 | 0 | 0 | 1 | .000 | 0 | .000 | 0 | 0-0 |
| 96 Swaneveld, Mathijs | 7 | 0 | 0 | 0 | 0 | .000 | 0 | .000 | 0 | 0-0 |
| 22 McClendon, Mason | 1 | 0 | 0 | 0 | 0 | .000 | 0 | .000 | 0 | 0-0 |
| 25 Zambetti, Matt | 5 | 0 | 0 | 0 | 0 | .000 | 0 | .000 | 0 | 0-0 |
| 0 Jordan-Hyde, Connor | 1 | 0 | 0 | 0 | 0 | .000 | 0 | .000 | 0 | 0-0 |
| Total | 12 | 14 | 11 | 39 | 175 | .080 | 68 | .389 | - | 1-1 |
| Opponents | 12 | 20 | 24 | 64 | 113 | .177 | 52 | .460 | - | 0-1 |

| # | Goalie | GP | MIN. | GA | GA AVG | SAVES | PCT | W-L-T | SHO/CBO |
|-----------------------|-----------|----------------|-----------|-------------|-----------|-------------|--------------|----------|---------|
| 96 Swaneveld, Mathijs | 7 | 652:47 | 10 | 1.38 | 14 | .583 | 4-2-1 | 3/0 | |
| 25 Zambetti, Matt | 5 | 492:15 | 10 | 1.83 | 16 | .615 | 0-4-1 | 0/0 | |
| 0 Jordan-Hyde, Connor | 1 | 05:15 | 0 | 0.00 | 0 | .000 | 0-0-0 | 0/0 | |
| TM TEAM | - | 00:00 | 0 | 0.00 | 2 | 1.000 | 0-0-0 | 0/0 | |
| Total | 12 | 1150:17 | 20 | 1.56 | 32 | .615 | 4-6-2 | 3 | |
| Opponents | 12 | 1150:17 | 14 | 1.10 | 54 | .794 | 6-4-2 | 2 | |

Goals by Periods

| Team | 1st | 2nd | OT1 | OT2 | TOTAL |
|-----------|-----|-----|-----|-----|-------|
| Hokies | 5 | 8 | 1 | 0 | 14 |
| Opponents | 9 | 9 | 0 | 2 | 20 |

Shots by Periods

| Team | 1st | 2nd | OT1 | OT2 | TOTAL |
|-----------|-----|-----|-----|-----|-------|
| Hokies | 69 | 91 | 12 | 3 | 175 |
| Opponents | 51 | 53 | 3 | 6 | 113 |

Saves by Periods


| Team | 1st | 2nd | OT1 | OT2 | TOTAL |
|-----------|-----|-----|-----|-----|-------|
| Hokies | 16 | 13 | 0 | 3 | 32 |
| Opponents | 24 | 24 | 6 | 0 | 54 |

Corners by Periods

| Team | 1st | 2nd | OT1 | OT2 | TOTAL |
|-----------|-----|-----|-----|-----|-------|
| Hokies | 24 | 34 | 4 | 1 | 63 |
| Opponents | 24 | 22 | 0 | 2 | 48 |



0 CONNOR JORDAN-HYDE




2 JACK DEARIE



3 SIVERT HAUGLI




4 KYLE STENZEL



5 WELNILTON DA SILVA



6 CAMERON JOICE



8 MAYOLA KINYUA



10 CHRIS LITTLE



11 DANIEL STARR



12 ANDREW WEBER



14 KAHLIL DOVER



15 KRISTO STRICKLER



16 BIRKIR EYTHORSSON



17 NICK BLACKLOCK




18 JACOB LABOVITZ



19 NATHAN DURST




20 LANDON AMERES



21 CAMRON LENNON



22 MASON MCCLENDON



23 J.P. PASCARELLA

CONTINUED ON NEXT PAGE



24 KYLE MCDOWELL



25 MATT ZAMBETTI



26 CHRIS NICOLA



27 HAYDEN KICKBUSH



28 ZANE BUBB



31 JAKOB BLUEMLER