



# HOKIES®

## 2021 Virginia Tech Softball Game Notes

### Game Info

April 2-4 | Games 26-29  
Duke Softball Stadium | Durham, N.C.

### How to Watch

Jenn Hildreth (PxP)  
Carol Bruggeman (Analyst)   
Ryan Craig (PxP)   
Jill Ferraro (Analyst)

### Schedule

FEBRUARY			
13	at Kennesaw State (DH)	Kennesaw, Ga.	W, 6-0; W, 6-0
14	at Kennesaw State	Kennesaw, Ga.	W, 4-0
18	at [RV/RV] Clemson* <sup>1</sup>	Clemson, S.C.	L, 8-1
19	at [RV/RV] Clemson* (DH) <sup>1</sup>	Clemson, S.C.	W, 9-0 (5 inn.); W, 4-1
20	vs. #13/14 Florida State* (DH) <sup>2</sup>	Atlanta, Ga.	L, 7-1; W, 9-1 (5 inn.)
21	vs. #13/14 Florida State* <sup>2</sup>	Atlanta, Ga.	W, 6-0
27	ARMY (DH)	Blacksburg, Va.	PPD

MARCH			
5	BOSTON COLLEGE*	Blacksburg, Va.	PPD
6	BOSTON COLLEGE* (DH)	Blacksburg, Va.	PPD
7	BOSTON COLLEGE*	Blacksburg, Va.	PPD
12	at NC State*	Raleigh, N.C.	W, 4-2
13	at NC State* (DH)	Raleigh, N.C.	8-0 (5 inn.); W, 12-2 (6 inn.)
14	at NC State*	Raleigh, N.C.	W, 17-4 (5 inn.)
17	RADFORD (DH)	Blacksburg, Va.	W, 11-1 (5 inn.); W, 9-1 (5 inn.)
19	PITT*	Blacksburg, Va.	W, 9-0 (5 inn.)
20	PITT* (DH)	Blacksburg, Va.	L, 5-3; W, 5-0
21	PITT*	Blacksburg, Va.	W, 2-0
24	VIRGINIA	Blacksburg, Va.	W, 7-0
26	at Louisville	Louisville, Ky.	W, 3-0
27	at Louisville (DH)	Louisville, Ky.	W, 2-0, L 3-2
28	at Louisville	Louisville, Ky.	W, 8-0 (5 inn.)
30	at Virginia	Charlottesville, Va.	W, 9-1

APRIL			
2	at Duke*	Durham, N.C.	5 p.m.
3	at Duke* (DH)	Durham, N.C.	5 & 7 p.m.
4	at Duke*	Durham, N.C.	3 p.m.
7	LONGWOOD (DH)	Blacksburg, Va.	4 p.m. & 6 p.m.
14	LIBERTY	Blacksburg, Va.	6 p.m.
16	GEORGIA TECH*	Blacksburg, Va.	6 p.m.
17	GEORGIA TECH* (DH)	Blacksburg, Va.	1 & 3 p.m.
18	GEORGIA TECH*	Blacksburg, Va.	12 p.m.
23	NOTRE DAME*	Blacksburg, Va.	6 p.m.
24	NOTRE DAME* (DH)	Blacksburg, Va.	12 p.m. & 2 p.m.
25	NOTRE DAME*	Blacksburg, Va.	12 p.m.
28	at Liberty	Lynchburg, Va.	6 p.m.
30	at Syracuse*	Syracuse, N.Y.	4 p.m.

MAY			
1	at Syracuse* (DH)	Syracuse, N.Y.	1 p.m. & 3 p.m.
2	at Syracuse*	Syracuse, N.Y.	12 p.m.
12-15	ACC Championship	Louisville, Ky.	

CAPS = HOME | AT = ROAD | VS. = NEUTRAL SITE | \* = ACC CONFERENCE GAME | DH = DOUBLEHEADER

<sup>1</sup> ACC POD AT CLEMSON | <sup>2</sup> ACC POD AT GEORGIA TECH  
RANKINGS = USA TODAY/NFCA COACHES' POLL / ESPN.COM/USA SOFTBALL POLL

### INFORMATION

#### No. 19/16 Virginia Tech



#### Hokies

Record.....20-5, 13-5 ACC  
Streak.....W2  
Head Coach.....Pete D'Amour  
Record at Tech (Years).....88-20 (3rd)

#### No. 12/14 Duke



#### Blue Devils

Record.....26-3, 14-3 ACC  
Streak.....L2  
Head Coach.....Marissa Young  
Record at School (Years).....103-65 (4th)

### NUMBERS TO KNOW

# 2

• Outfielder Kelsey Brown, who has been on a tear recently (9 for her last 15 ABs), is now second in the ACC in batting average, boasting a .440 clip.

# 7

• Tech coach Pete D'Amour has sure had his fair share of swings at ranked teams since his arrival to Tech and is 7-7 versus NFCA Top 25 foes.

# 11

• The Hokies posted 11 hits at Louisville on Sunday, marking their 11th game this season of owning 10 or more hits in a contest.


### PROBABLE LINEUP (BASED OFF LAST GAME)

#	Name	BA	H	R	RBI	HR
21	Kelsey Brown (LF)	.440	33	24	7	0
26	Addy Greene (SS)	.295	13	8	8	1
2	Jayme Bailey (1B)	.373	28	17	29	4
8	Kelsey Bennett (3B)	.299	20	11	19	7
24	Morgan Overaitis (2B)	.283	13	11	7	3
4	Darby Trull (CF)	.308	20	8	10	0
90	Emma Ritter (RF)	.340	17	14	6	1
11	Cana Davis (DP)	.343	12	5	8	3
18	Mackenzie Lawter (C)	.208	5	9	4	0
		ERA	IP	K	BB	W-L
3	Keely Rochard (P)	0.86	106.0	167	31	16-2

### BASE TO BASE

- Continuing its road swing, which stands at five games entering the weekend, the No. 19/16 Virginia Tech softball team will play at No. 12/14 Duke Friday-Sunday in Durham.
- Tech has won four consecutive games against Duke, dating back to May 9, 2018 in the first round of the ACC Tournament in Atlanta, and leads the all-time series 5-2.
- In the lone time the two have faced off for a series in the Pete D'Amour era, the Hokies are 3-0. They won in 2019 thanks to two shutouts and a 2-1 victory in Game 3 of the series.
- This weekend will mark the first time the two teams have gone at it when both are ranked.

### WHO TO WATCH



- The reigning ACC Pitcher of the Week is someone to keep an eye out for, with her racking up 57 Ks her last six outings.
- Keely Rochard is 1-1 versus Duke over her career with a 1.06 ERA. (More on page 3)

- Shortstop Addy Greene is seeing the ball well at the plate recently, getting a double in three of her last four games.
- The freshman is coming off a career-high three hits at UVA Tuesday.



### LAST TIME OUT

- Facing its in-state rival for the second time in a week, the Hokies scored in six of seven innings on their way to a 9-1 victory over UVA.
- Tech racked up 11 hits, including outfielder Kelsey Brown and shortstop Addy Greene each having three hits apiece, and capitalized on the Cavaliers' four errors.
- Pitcher Keely Rochard did her usual, throwing six innings and allowing just one run combined with 11 strikeouts.

### VIRGINIA TECH CONTACT

Sean Torney  
Assistant, Strategic Communications  
Phone: (508) 562-0638  
Email: storney5@vt.edu

### Social



@HokiesSoftball

@HokiesSoftball

/HokieSoftball

@HokieSports



**NFCA Week 8 Top 25 Poll**

March 30 | *Opponents in italics*

Team (1st place)	Record	Points	Last
1 Oklahoma (32)	25-0	800	1
2 UCLA	19-1	765	2
3 Oregon	23-1	727	3
4 Alabama	26-3	693	4
5 Florida	24-3	690	5
6 Washington	24-4	611	6
7 Texas	24-3	572	8
8 Kentucky	24-4	555	7
9 Arizona	18-5	552	9
10 <i>Florida State</i>	20-6	495	12
11 Oklahoma State	26-5	448	10
12 <i>Duke</i>	26-3	434	11
13 Arkansas	28-3	404	15
14 Arizona State	19-8	403	14
15 LSU	18-11	350	13
16 Louisiana	20-6	331	16
17 Missouri	24-7	244	18
18 <i>Clemson</i>	22-4	227	20
<b>19 Virginia Tech</b>	<b>19-5</b>	<b>222</b>	<b>19</b>
20 Georgia	22-5	201	17
21 Tennessee	23-5	177	21
22 UCF	24-6	170	22
23 Michigan	13-3	84	25
24 Northwestern	15-1	73	RV
25 Baylor	21-5	38	RV

**Receiving Votes:** Texas A&M (34), Auburn (32), South Carolina (26), Liberty (12), Texas State (10), Wichita State (8), James Madison (3), WKU (3), Minnesota (2), Fresno State (1), Miami (Ohio) (1), *Notre Dame (1)*, Southern Illinois (1)

**USA Softball Week 7 Top 25 Poll**

March 30 | *Opponents in italics*

Team (1st place)	Record	Points	Last
1 Oklahoma (19)	25-0	499	1
2 UCLA	19-1	479	2
3 Oregon	23-1	448	4
4 Alabama	26-3	439	3
5 Florida	24-3	426	5
6 Washington	24-4	383	6
7 Kentucky	24-4	347	7
8 Arizona	18-5	344	8
9 Texas	24-3	336	10
10 <i>Florida State</i>	20-6	293	13
11 Oklahoma State	28-3	272	15
12 <i>Oklahoma State</i>	26-5	264	9
13 Arizona State	19-8	255	14
14 Duke	26-3	246	12
15 LSU	18-11	233	11
16 Virginia Tech	19-5	201	16
17 Louisiana	20-6	168	17
18 <i>Tennessee</i>	23-5	129	19
<b>19 Clemson</b>	<b>22-4</b>	<b>119</b>	<b>21</b>
20 Missouri	24-7	118	20
T-21 Northwestern	15-1	87	22
T-21 UCF	24-6	87	24
23 Georgia	22-5	79	18
24 Texas A&M	23-5	65	RV
25 Auburn	19-8	32	25

**Receiving Votes:** Baylor (27), Michigan (22), Texas State (22), James Madison (21), Stanford (17), Liberty (12), South Carolina (10), Minnesota (9), USF (6), Ole Miss (4), WKU (4), Southern Illinois (1)

**GENERAL INFORMATION**

University Name .....	Virginia Tech
Location .....	Blacksburg, Va.
Founded .....	1872
Enrollment .....	34,000
President.....	Dr. Timothy Sands
Director of Athletics.....	Whit Babcock
Nickname .....	Hokies
Mascot .....	Hokie Bird
Colors.....	Chicago Maroon and Burnt Orange
Affiliation.....	NCAA Division I
Conference.....	Atlantic Coast
Home Field.....	Tech Softball Park (TSP)
Capacity .....	1,024

**INFORMATION**

2020 Record.....	21-4
2020 Conference Record / Finish.....	3-0 / T-1st in ACC
Starters Returning / Lost.....	7 / 2
Newcomers.....	10

**STAFF**

Head Coach (Alma Mater) .....	Pete D'Amour (Missouri)
Virginia Tech Record / Years.....	83-19 / Third season
Overall Record / Years .....	162-56 / Five years
Assistant Coach .....	Doug Gillis (Northwood)
Assistant Coach .....	Mike Lewis (Missouri-Kansas City)
Volunteer Assistant Coach .....	Andrew Stover (Virginia Western Community College)
Student Assistant.....	Caitlyn Nolan (Virginia Tech)
Director of Operations.....	Whitney Showalter (Virginia Tech)
Athletic Trainer .....	Kristen Matthis (Pitt, UCF)
Strength & Conditioning .....	Kelly Murphy (Cornell, Columbia)

**ROSTER**

No.	Name	Yr.	B/T	Pos.	Ht.	Hometown	High School / Previous School
2	Jayme Bailey	So.	R/R	U	5-5	Scott Depot, W.Va.	Hurricane
3	Keely Rochard	Jr.	R/R	P	5-8	Williamsburg, Va.	Warhill
4	Darby Trull	Jr.	L/L	OF	5-3	Fort Mill, S.C.	Nation Ford
5	Jenna Pearson	Fr.	R/R	U	5-8	North Stafford, Va.	North Stafford
7	Keara Napoli	Jr.	R/R	P	5-6	Alpharetta, Ga.	Cambridge / Georgia
8	Kelsey Bennett	So.	R/R	IF	5-5	Buford, Ga.	Buford
10	Mackenzie Osborne	Fr.	R/R	P	5-9	Richlands, Va.	Richlands
11	Cana Davis	Jr.	R/R	OF	5-9	Harrisonburg, Va.	Turner Ashby
12	Alexa Milius	So.	R/R	U		Thomaston, Conn.	Thomaston / Central Connecticut St.
15	Emma Yates	Fr.	R/R	C	5-6	Fairfax Station, Va.	South County
16	Meredith Slaw	So.	L/R	IF	5-11	Warsaw, Va.	Rappahannock
17	Molly Jacobson	Fr.	R/R	P	6-0	Waukee, Iowa	Waukee
18	Mackenzie Lawter	Jr.	R/R	C	5-5	South Boston, Va.	Halifax County
19	Maddie Rountree	Fr.	R/R	IF	5-11	Smithfield, Va.	Isle of Wight Academy
20	Maddy Federico	Fr.	R/R	OF	5-6	Midlothian, Va.	Manchester
21	Kelsey Brown	So.	L/R	OF	5-6	Haymarket, Va.	Battlefield / JMU
22	Maija Louko	Fr.	R/R	IF	5-7	Reston, Va.	South Lakes
24	Morgan Overaitis	So.	L/R	IF	5-4	Canton, Mich.	Salem / Michigan
26	Addy Greene	Fr.	L/R	IF	5-9	Suffolk, Va.	Nansemond-Suffolk Academy
27	Rebecca Ludowig	Fr.	R/R	U	5-10	Ashburn, Va.	Rock Ridge
28	Grace Chavez	So.	R/R	C	5-9	Las Vegas, Nev.	West Career & Technical Academy
31	Kayleigh Addington	Jr.	R/R	C	5-7	Lexington, Va.	Rockbridge
33	Kaylee Hewitt	Fr.	R/R	P	6-2	Murfreesboro, Tenn.	Riverdale
34	Ivy Rosenberry	Fr.	R/R	P	5-8	Winchester, Va.	James Wood
90	Emma Ritter	Fr.	R/R	OF	5-9	Perryville, Md.	John Carroll
97	Cameron Fagan	Fr.	L/R	IF	5-8	Dunnellon, Fla.	Dunnellon





**ACC Standings**

Team	Overall	ACC	Pct.
No. 11/12 Duke	26-3	14-3	.824
No. 12/13 Florida State	20-5	8-2	.800
No. 20/21 Clemson	22-4	14-4	.778
No. 19/16 Virginia Tech	20-5	13-5	.722
North Carolina	10-8	6-3	.667
Notre Dame	17-8	9-6	.600
Syracuse	10-9	6-6	.500
NC State	14-11	10-11	.476
Louisville	10-14	4-9	.308
Pitt	9-18	4-13	.235
[--/RV] Virginia	8-17	4-13	.235
Georgia Tech	10-18	4-14	.222
Boston College	5-15	1-8	.111

**2021 ACC Softball Preseason Coaches Poll**

- Florida State (141 points, nine first-place votes)
- Virginia Tech (136 points, four first-place votes)**
- Notre Dame (114 points)
- Duke (99 points)
- North Carolina (96 points)
- Clemson (88 points)
- Louisville (81 points)
- NC State (78 points)
- Georgia Tech (61 points)
- Syracuse (39 points)
- Pitt (31 points)
- Virginia (28 points)
- Boston College (22 points)

**2021 Preseason All-ACC Softball Team**

- Hannah Goodwin, Clemson, Fr., INF
- DJ Davis, Duke, Sr., INF
- Sydney Sherril, Florida State, Jr., INF
- Katie Marino, Notre Dame, Gr., INF
- Kelsey Bennett, Virginia Tech, So., INF**
- Marissa Guimbarda, Clemson, Jr., OF
- Dani Morgan, Florida State, Sr., OF
- Taty Forbes, NC State, Sr., OF
- Jayne Bailey, Virginia Tech, So., OF**
- Caylan Arnold, Florida State, Sr., P
- Brittany Pickett, North Carolina, Sr., P
- Keely Rochard, Virginia Tech, Jr., P**
- Anna Shelnut, Florida State, Sr., C
- Valerie Cagle, Clemson, Fr., UT

**GREENSBORO, N.C.** – Florida State leads all ACC teams with four selections to the 2021 Preseason All-ACC Softball Team and has been selected as the 2021 ACC preseason favorite in a vote of the league's 13 head coaches.

The Seminoles, who have won the last six ACC Softball Championships, received nine first-place votes. Coaches were not allowed to vote for their own teams.

Virginia Tech finished second in the poll with 136 points and four first-place votes, while Notre Dame was picked third with 114 points. Duke (99 points), North Carolina (96 points) and Clemson (88 points) were slated fourth, fifth and sixth, respectively. Louisville was picked seventh with 81 points, followed by NC State (78 points), Georgia Tech (61 points) and Syracuse in 10th with 39 points. Pitt finished with 31 points for 11th, and Virginia (28 points) and Boston College (22 points) rounded out the voting.

**ROCHARD AGAINST DUKE**

- Pitcher Keely Rochard has faced the Blue Devils twice since she's come to Tech, facing them first in 2018 and then in 2019.
- Her first outing, which was her freshman year, didn't go so hot, but she picked it up the following season with a shutout.

Date	W/L	IP	H	R	ER	BB	SO	BF
April 21, 2018	VT L, 5-1	6.1	6	5	2	1	6	28
April 6, 2019	VT W, 6-0	7.0	4	0	0	0	7	27

**NOT TOO SHABBY**

- Freshman Addy Greene is starting to swing it well and really has been able to muster extra-base hits regularly as of late.
- With now hitting a double in three of her last four games, the shortstop is tied for first on the team for doubles (7) with first baseman Jayme Bailey.
- But the kicker is that Greene, who has 44 at-bats on the year, has had quite a few at-bats than Bailey, who is tied for the team high (75).

**ALL GOOD THINGS COME TO AN END**

- For the Hokies, they got to boast one of the crazier stats you'll ever find on the diamond.
- They got to hold their in-state rival Virginia to not reaching third base for seven straight games, which obviously means seven consecutive contests of shutout ball.
- But, as the saying goes, all good things must come to an end, and that incredible streak was snapped Wednesday at UVA in the bottom of the fifth inning.
- A runner would reach third on a wild pitch and then later score.
- How many UVA batters did that streak last on? It lasted on 173.
- Keely Rochard pitched in five of those games, while Carrie Eberle (now at Oklahoma State) pitched two.

**TOUGH AFTER AN L**

- You sure don't want to face the Hokies when they're coming off a loss, as they are 5-0 and are outscoring their opponent 42-3 in those instances.

**GET THAT DUB**

- Tech pitcher Keely Rochard is one of the best in the circle and is especially good at getting the win as well.
- The Williamsburg, Virginia native is second in the country in wins, owning 16 on the year.

Name (School)	INN	W	L	PCT
Mary Haff (Arkansas)	117.0	17	2	.895
Keely Rochard (Virginia Tech)	106.0	16	2	.889
Ashley Rogers (Tennessee)	93.0	14	4	.778
Gabbie Plain (Washington)	100.0	14	0	1.000

**SHUTOUT QUEEN**

- Queen Keelz is tough to get a run on, ranking the better pitcher in the country for most shutouts so far this season.
- Rochard first nationally for shutouts with nine this year, which is two more than the next best.
- Last season, the righty racked up seven and has 27 so far in her storied career.

Name (School)	ERA	K	W-L	SO
Keely Rochard (Virginia Tech)	0.88	167	16-2	9
Grace Vesco (Saint Francis, Pa.)	0.90	97	11-2	7
Hailey Dolcini (Fresno State)	1.09	121	10-3	6
Payton Gottshall (Bowling Green)	1.56	165	10-5	6

**GOIN' STREAKIN'**

- Tech's Kelsey Brown has been on a tear since the Hokies came off pause (due to Covid-19 protocols).
- Tech had six games postponed, meaning the players didn't play a game for 17 days. But, on March 12 when they were back in action at NC State, Brown came out swinging and really hasn't missed since.
- During this stretch, which is 16 games, she's gotten at least one hit in all but one of those contests and is seeing the ball great at the plate.
- The JMU transfer is 26 for 54 (.481 BA) during that stretch and has scored 17 runs and swiped 11 bases.
- She's also on an 18-game on-base streak.

**A FIRST, BUT NOT THE BEST**

- The Hokies were held to zero home runs against Pitt.
- So kudos to Pitt's pitching on accomplishing the feat, and quite the feat it is.
- Since D'Amour took over (first season was '19), Tech hadn't been held to a zero-homerun outing in a series before, marking the weekend the first time doing so.
- D'Amour and Co. played in 13 series leading up to the Pitt series. And, remember, the Pitt series was four games, while majority of the other 13 were three-game series, making it that much more impressive for the Panthers.
- Then Louisville did more of the same, with not allowing a home run the first three games before Tech hit two in the series finale on Sunday. It followed it up with zero homers at UVA Wednesday.
- So, expect Tech to get back to its ways with the long ball soon after its last outing. Besides, they've hit a staggering 160 dingers over the last three years out of 108 contests (1.5 HRs a game).

**WHAT DO THEY DO WELL?**

- Tech ranks highly in the nation in a few categories that has led to its success.
- The Hokies are fourth overall in shutouts (12), 27th in slugging percentage (.530), 31st in both home runs per game (1.2) and batting average (.315).
- How do those stack up amongst its ACC peers? It is first in shutouts and slugging percentage, while being second in batting average and home runs per game.



**MISCELLANEOUS**

Multiple Hit Games	2	3	4	5+	Total
21 Kelsey Brown	6	4	-	-	10
97 Cameron Fagan	8	-	-	-	8
2 Jayme Bailey	5	2	-	-	7
90 Emma Ritter	6	-	-	-	6
4 Darby Trull	5	-	-	-	5
8 Kelsey Bennett	2	2	-	-	4
24 Morgan Overaitis	2	-	-	-	2
11 Cana Davis	2	-	-	-	2
12 Alexa Milius	1	-	-	-	1
26 Addy Greene	-	1	-	-	1
TEAM	37	9	0	0	46

Hitting Streaks	Longest	Current
21 Kelsey Brown	11	4
4 Darby Trull	8	-
2 Jayme Bailey	8	2
97 Cameron Fagan	7	7
28 Grace Chavez	6	-
8 Kelsey Bennett	4	1
12 Alexa Milius	4	-
26 Addy Greene	4	4
11 Cana Davis	4	2
24 Morgan Overaitis	4	-
90 Emma Ritter	3	3
18 Mackenzie Lawter	2	1
19 Maddie Rountree	1	-
31 Kayleigh Addington	1	1
16 Meredith Slaw	1	1

Multiple RBI Games	2	3	4	5+	Total
2 Jayme Bailey	4	3	1	-	8
8 Kelsey Bennett	3	1	-	1	5
16 Meredith Slaw	2	-	1	-	3
97 Cameron Fagan	2	1	-	-	3
11 Cana Davis	3	-	-	-	3
28 Grace Chavez	1	1	-	-	2
26 Addy Greene	2	-	-	-	2
21 Kelsey Brown	2	-	-	-	2
12 Alexa Milius	1	-	1	-	2
90 Emma Ritter	1	-	-	-	1
31 Kayleigh Addington	1	-	-	-	1
24 Morgan Overaitis	1	-	-	-	1
4 Darby Trull	1	-	-	-	1
TEAM	24	6	3	1	34

Reached Base Streaks	Longest	Current
21 Kelsey Brown	18	18
8 Kelsey Bennett	15	1
2 Jayme Bailey	10	2
4 Darby Trull	8	-
28 Grace Chavez	7	-
97 Cameron Fagan	7	7
12 Alexa Milius	5	-
26 Addy Greene	4	4
11 Cana Davis	4	2
18 Mackenzie Lawter	4	2
24 Morgan Overaitis	4	-
90 Emma Ritter	3	3
16 Meredith Slaw	2	1
19 Maddie Rountree	2	-
31 Kayleigh Addington	1	1



Softball-America



**HOKIES IN THE POLLS**

	NFCA	USA Softball	Softball America	DI Softball
P	15	16	13	14
W1	14	15	12	13
W2	14	15	10	11
W3	15	14	11	13
W4	16	15	11	14
W5	18	16	13	15
W6	19	16	13	14
W7	19	16	14	15
W8				
W9				
W10				

**MOVING UP**

- Junior pitcher Keely Rochard passed Jasmin Harrell (2010-13, 588 Ks) for fifth on the Virginia Tech all-time strikeouts list at Louisville and now has 611 in her storied career.
- Rochard is 40 away from passing Katie Maynard (2003-06, 650 Ks) to be fourth on the list.

**GOING BACK TO BACK**

- In the doubleheader vs. Radford on March 17, the Hokies went back-to-back multiple times.
- In Game 1, Cana Davis and Alexa Milius hit back-to-back solo homers, each players' second homer of the year.
- In Game 2, Jayme Bailey, Kelsey Bennett and Morgan Overaitis went back-to-back-to-back, marking the first time Tech had accomplished the feat since Feb. 21, 2015.

**WALK IT OFF**

- Up 8-1 in the bottom of the fifth inning in Game 2 vs. Radford, Grace Chavez entered the game as a pinch hitter with two outs and belted one over the left field wall to end the game 9-1.
- It was the Hokies' first walk-off home run of the season and first since April 12, 2019 when Mackenzie Lawter walked off Virginia after five innings.
- The homer was Chavez's fifth of the year and first since Game 3 vs. No. 13/13 Florida State.

**BENNETT BOMBS**

- Since March 13, Kelsey Bennett has hit six home runs, including her school record three homers in Sunday's win at NC State.
- The sophomore is leading the team with seven homers on the season, tying her total from last season in 25 games.
- Since March 13, Bennett has knocked in 14 runs off nine hits.

**BAILEY ON ST. PATRICK'S DAY**

- In Wednesday's doubleheader vs. Radford, sophomore Jayme Bailey went 4 for 5 with a double, triple and a home run for five runs batted in.
- The West Virginia native leads the Hokies in both batting average at .417 and RBIs with 20.
- Bailey was second on the team last season in RBIs with 21 in 25 games.

**HAVE A DAY, HOKIES**

- With eight home runs in the series finale at NC State, Tech set a new school record for home runs in a game.
- The team shattered the previous record of five home runs, hitting that in one inning vs. the Wolfpack.
- Sophomore Kelsey Bennett also broke the school record for home runs in a game for a single player with three.
- Tech set a new record for most players to hit a home run in a game with six Hokies going yard.

**FIVE IN A ROW**

- After beating NC State 3-1 in their series, the Hokies have won five straight ACC series dating back to the April 2019 series at Boston College.
- Tech holds the longest active streak in the conference after beating NC State, who had won five straight prior to losing to the Hokies.

**ROCHARD EARNS NATIONAL HONOR**

- After going 3-1 in the Clemson and Florida State series, beating the Seminoles twice including a one-hit shutout, Keely Rochard was named the Wilson NFCA Pitcher of the Week on Feb. 23.
- This is the fourth time in her career that Rochard was named the national pitcher of the week after accomplishing the feat once in 2020 and twice in 2019.
- Rochard is currently 5-1 with a 0.57 ERA in 37.0 innings pitched, holding opponents to a .142 batting average.

**FOUR BASES, FOUR TIMES**

- Sophomore Grace Chavez has hit a home run in four straight games played, starting with the last game of the Clemson series and every game of the Florida State series.
- The Las Vegas native is second on the team with four home runs after ending last season with a team high seven home runs in 25 games.

**I'LL TAKE TWO**

- Entering the day without turning a double play on the season, the Hokies infield turned five in the Clemson doubleheader (2/19), helping lead the team to back-to-back wins.
- Freshman secondbaseman Addy Greene had a hand in all five as Tech's defense and pitching held the Tigers to just one run on the day.

**WHAT A RELIEF**

- In Game 1 vs. Florida State, freshman pitcher Mackenzie Osborne relieved fellow freshman Ivy Rosenberry and held the Seminoles to just one hit in 4.0 innings.
- The Richlands, Virginia native allowed just two baserunners the entire outing, shutting FSU down the rest of the way.
- Osborne has appeared in two games this season, pitching 5.0 innings and allowing just one hit and one walk.

**PARTY LIKE ITS 2007**

- The Hokies were ranked No. 14 in the Week 2 USA Today/NFCA Coaches Poll it's highest ranking since 2007 and second-highest ranking ever.
- Tech was ranked No. 13 in the poll for one week in 2007, marking its highest rank in program history.
- The Hokies check in at No. 14 in the Week 2 ESPN.com/USA Softball Poll.

**LOCKDOWN PITCHING**

- Keely Rochard and Ivy Rosenberry did not allow a run to Kennesaw State in the three-game series to open the season.
- The Owls were seventh in the nation in 2020 in batting average, batting .350 as a team for the season.
- Rochard and Rosenberry held KSU to a .108 batting average, allowing just eight hits combined.



**2021 HONORS & AWARDS**

**Inseason**

Keely Rochard, ACC Pitcher of the Week (March 30)  
 Keely Rochard, ACC Pitcher of the Week (March 24)  
 Keely Rochard, NFCA Pitcher of the Week (March 23)  
 Keely Rochard, NFCA Pitcher of the Week (Feb. 23)

**Preseason**

Jayne Bailey, Preseason All-ACC Team  
 Kelsey Bennett, Preseason All-ACC Team  
 Keely Rochard, Preseason All-ACC Team  
 Keely Rochard, JWOS Preseason First Team All-American  
 Keely Rochard, USA Softball Collegiate Player of the Year Watchlist  
 Keely Rochard, D1 Softball Preseason Second Team All-American  
 Kelsey Bennett, Softball America Top-25 Sophomores  
 Keely Rochard, Softball America Top-25 Juniors  
 Keely Rochard, D1 Softball Preseason ACC Pitcher of the Year  
 Kelsey Bennett, Softball America Top 100 Players  
 Keely Rochard, Softball America Top 100 Players

**2020 HONORS & AWARDS**

**ACC Weekly Honors**

Keely Rochard, Pitcher of the Week (Feb. 25)  
 Keely Rochard, Pitcher of the Week (March 3)  
 Keely Rochard, Pitcher of the Week (March 10)

**NFCA Honors**

Keely Rochard, Pitcher of the Week (March 3)

**VaSID Awards**

Keely Rochard, Pitcher of the Year  
 Kaylee Hewitt, Rookie of the Year  
 Pete D'Amour, Coach of the Year  
 Jayme Bailey, First Team All-State  
 Kelsey Bennett, First Team All-State  
 Grace Chavez, First Team All-State  
 Mackenzie Lawter, First Team All-State  
 Keely Rochard, First Team All-State  
 Kelsey Brown, Second Team All-State

**Softball America**

Keely Rochard, First Team All-American  
 Keely Rochard, Top 100 Player  
 Kelsey Bennett, Top 100 Player  
 Jayme Bailey, Top 100 Player

**Preseason**

Jayne Bailey, JWOS Preseason Top 150 Player  
 Jayme Bailey, Preseason All-ACC Team  
 Keely Rochard, JWOS Preseason Top 150 Player  
 Keely Rochard, Preseason All-ACC Team  
 Darby Trull, JWOS Preseason Top 150 Player  
 Darby Trull, Preseason All-ACC Team  
 Darby Trull, Softball America Top 100  
 Kelsey Bennett, JWOS Preseason Top 150 Player  
 Kelsey Bennett, Preseason All-ACC Team  
 Kelsey Bennett, Softball America Top 100

**EXTRA EXTRA**

- The Hokies hit eight extra-base hits at Kennesaw State, averaging over two per game, with five doubles, two home runs and one triple.
- Jayme Bailey and Emma Ritter lead the team with two a piece, a double and triple for Bailey and a double and home run for Ritter.

**NEW YEAR, SAME KEELY**

- Starting two out of the three games at Kennesaw State, pitcher Keely Rochard threw two complete game shutouts and struck out 18 batter while doing so.
- Rochard led the country in 2020 in strikeouts (183), wins (15) and shutouts (7).
- In the 14.0 innings pitched this year, Rochard has allowed only five hits and walked ust two batters.

**SECOND TIMES THE CHARM**

- Freshmen Addy Greene and Emma Ritter both homered in their second career at-bats in Game 1 of the series at Kennesaw State.
- Ritter launched a lead-off solo shot in the fourth inning to increase Tech's lead to 3-0 and two batters later Greene hit a two-run bomb that gave the Hokies a 5-0 lead.
- Both Greene and Ritter started all three games of the series at second base and left field, respectively.

**QUITE THE DEBUT**

- Freshman Ivy Rosenberry made her first start in Game 2 at Kennesaw State, throwing a complete game shutout.
- The Virginia native allowed just three hits, no walks and struck out two.
- Rosenberry retired 21 of the 24 batters she faced.

**THEY'RE BACK**

- The Hokies bring back eight starters from last season's 21-4 team, including Keely Rochard, Kelsey Bennett, Jayme Bailey and Darby Trull.
- Kelsey Brown is also back after leading the team in stolen bases last season with 18 in 25 games.
- Catcher Mackenzie Lawter, Designated Player Grace Chavez and First Base Meredith Slaw are also back.

**IT'S BEEN A WHILE**

- Virginia Tech was ranked No. 15 to start the season the USA Today/NFCA Coaches Poll, its highest preseason ranking since 2008.
- The only higher ranking Tech has ever held at any time was No. 13 for one week in 2007.

**NEED A BIGGER SHELF**

- Junior pitcher Keely Rochard racked in preseason awards before the 2021 season earning Preseason All-ACC Team, D1 Softball & Justin's World of Softball Preseason All-American and named to the USA Softball Collegiate Player of the Year watchlist, to name a few.
- Rochard led the country in strikeouts (183), wins (15) and shutouts (7) in 2020.

**CLOSING THE GAP**

- Virginia Tech was picked to finish second in the conference behind Florida State in the 2021 ACC Preseason Coaches Poll.
- Tech received 136 points in the poll, just five behind Florida State's 141.
- The two teams were picked to finish first and second, respectively in the 2020 poll, but the Seminoles led the Hokies by a 18-point margin.
- The Hokies and Seminoles were the only teams in the conference to garner first-place votes with FSU receiving nine and VT four.

**HITTING EXPLOSION**

- The Hokies have three of their four all-time leaders in batting average on the current roster.
- Jayme Bailey (.380), Kelsey Bennett (.366) and Darby Trull (.363) are Nos. 2-4 on the all-time list, respectively.
- The same three are also in the top-four of all-time on-base percentage in school history.
- Three out of the top-nine in highest slugging percentage in school history are also currently on the roster. Bennett and Bailey are Nos. 1-2 at .760 and .643, respectively, while Trull is ninth at .516.

**ROCHARD MOVING UP**

- At 508 career strikeouts, Keely Rochard is seventh all-time on the VT strikeout list.
- She is just three strikeouts away from passing Kenzie Roark for sixth on the list.
- Rochard is second on the all-time strikeouts per seven innings list, registering 8.7 Ks/7 IP.
- Currently fourth on the all-time VT shutouts leaders, Rochard needs six more to pass Clarisa Crowell for sole possession of third.

**HOKIES STAY HOT IN FLORIDA**

- Tech went 4-1 in Jacksonville at the JU/UNF Spring Break Challenge.
- The Spring Break Challenge was the second time this season the Hokies made the trip to Florida. Tech went 3-2 at the St. Pete/Clearwater Elite Invitational.

**ROCHARD NEARLY PERFECT**

- Keely Rochard threw her fourth-career no-hitter at Jacksonville, throwing seven innings and striking out 13 batters.
- A first-inning walk was the difference in the no-hitter and a perfect game, which would have been the second of her career.
- Rochard nearly threw back-to-back no-hitters against Stony Brook. The Seawolves got a hit with two outs in the bottom of the seventh to break up almost 14-straight innings of no-hit ball.

**TECH SWEEPS IN CHARLESTON**

- The Hokies went 5-0 at the Charleston Invitational last week, winning all five by at least five runs and two by run-rule.
- Tech beat Dartmouth 12-2 [5], Army 8-3, Bradley 9-1, North Carolina A&T 16-0 [5] and College of Charleston 5-0.
- Meredith Slaw led the team in RBIs for the weekend with eight in just seven at-bats. She set career-highs in RBIs (4), hits (2) and runs scored (2) vs. North Carolina A&T.
- Kaylee Hewitt threw her first career no-hitter.



### HEWITT THROWS NO-NO

- Freshman Kaylee Hewitt threw her first career no-hitter against North Carolina A&T.
- She accomplished the feat with only 59 pitched thrown through five innings.
- Hewitt was one walk from a perfect game after she allowed a base on balls in the first inning and retired every batter after.
- She finished the game with seven strikeouts, one short of her career high.

### HOKIES IMPRESS IN CLEARWATER

- Tech defeated three ranked opponents at the St. Pete/Clearwater Elite Invitational.
- The Hokies took down #18/17 South Carolina, #14/13 Minnesota and #21/23 Northwestern in Florida.
- Minnesota was the highest ranked opponent that Tech beat at a neutral site since No. 8 Georgia on March 1, 2019.
- The Hokies were ranked No. 24/25 following the weekend.
- the Hokies last year.

### SOMETHING ABOUT THE OPENER

- For the second straight season under Pete D'Amour's direction, the Hokies broke the school record for stolen bases in the season-opening weekend in 2020.
- Tech put together eight steals at Coastal Carolina last Friday night, topping the previous high of seven set versus Purdue last year.
- The Hokies, as stated on the first page, rank 10th in the country in steals per game (3.0).

### RACK 'EM UP

- When pitcher Keely Rochard threw 15 chairs against Iowa, it marked the first time a Hokie had 15 Ks since Feb. 27, 2016, when Maggie Tyler had 15 of her own versus USC Upstate.

### LITTLE CRAY TO SAY THE LEAST

- The improvement in numbers from 2018 to 2019 are pretty drastic to say the least thanks to a new coaching staff and players playing up to their potential.
- Below are just a few of the quite contrast in hitting and pitching numbers.

Statistics	'2018	'2019	Dif.
Batting average	.242	.334	+.092
Hits	341	515	+174
Runs	172	395	+223
Home runs	35	97	+62
Doubles	69	98	+29
Pitcher strikeouts	316	359	+43
ERA	2.34	1.98	0.36
Shutouts	8	22	+14
Errors	48	47	+1

### A HISTORY LESSON

- Tech has been to nine regionals in its storied history, including five of the last nine years, and owns an overall record of 14-17 in regionals.
- The kicker is that it hasn't made it out of one since 2008, when it went onto the Ann Arbor Super Regional and eventually the WCWS.
- Of the nine NCAA regional trips, eight of the nine have been on SEC campuses.
- Below are the Hokies' nine regional appearances and how they turned out.

Site	Year	Record	Regional Winner
Lexington, Ky.	2019	2-2	Kentucky
Knoxville, Tenn.	2015	0-2	Tennessee
Knoxville, Tenn.	2014	1-2	Tennessee
Lexington, Ky.	2013	3-2	Kentucky
Knoxville, Tenn.	2012	2-2	Tennessee
Knoxville, Tenn.	2008	3-1	Virginia Tech
Columbus, Ohio	2007	1-2	Cal State Fullerton
Knoxville, Tenn.	2006	1-2	Tennessee
Knoxville, Tenn.	2005	1-2	Tennessee

### TALK ABOUT A TURNAROUND

- Under Tech coach Pete D'Amour's guidance, Tech cracked the NCAA record book for biggest turnarounds.
- The minimum is 20 more wins than the previous season. Tech's 21 1/2-win differential is tied for the 18th-most in NCAA history and most since 2011, when Indiana had a 21 1/2-game turnaround.

### ACC REGULAR-SEASON CHAMPS

- For the first time since 2007 and only the second time in school history, the Hokies came away with the best record in the ACC during the regular season.
- Tech's 20-4 record in ACC play topped Florida State's clip of 19-5, giving them a one-game advantage and the crown. It also won the Coastal Division for the first time in program history.
- But the Seminoles would get it done in the ACC Championship, winning the 10-team tournament on their home field.

### THE BEST IN THE ACC

- In 2019, Tech led the ACC in a few categories when it came to the plate and the circle.
- The Hokies boasted three team categories that sat atop the league's stats.
- As a team, Tech had the best batting average (.334), fewest hits allowed (293) and shutouts (22).

## STARTERS SUMMARY

Player	GS	Position										Batting Order										
		p	c	1b	2b	3b	ss	lf	cf	rf	of	dh	1st	2nd	3rd	4th	5th	6th	7th	8th	9th	
8 Kelsey Bennett	25	.	.	.	.	23	2	.	.	.	.	.	.	.	.	.	2	21	2	.	.	.
2 Jayme Bailey	25	.	.	18	.	.	.	.	.	7	.	.	.	.	.	.	3	2	20	.	.	.
21 Kelsey Brown	23	.	.	.	.	.	.	21	2	.	.	.	.	.	.	.	22	.	.	.	.	.
4 Darby Trull	23	.	.	.	.	.	.	.	23	.	.	.	.	.	.	.	4	1	.	.	12	6
26 Addy Greene	18	.	.	.	12	.	6	.	.	.	.	.	.	.	.	.	3	.	.	.	.	1
97 Cameron Faga	17	.	.	.	.	.	17	.	.	.	.	.	.	.	.	.	3	14	.	.	.	.
90 Emma Ritter	17	.	.	.	.	.	.	4	.	13	.	.	.	.	.	.	.	.	1	2	10	2
28 Grace Chavez	17	.	.	.	.	.	.	.	.	.	.	.	.	.	.	.	.	15	.	.	.	2
3 Keely Rochard	17	17	.	.	.	.	.	.	.	.	.	.	.	.	.	.	.	.	.	.	.	.
18 Mackenzie Law	16	.	16	.	.	.	.	.	.	.	.	.	.	.	.	.	.	.	.	.	.	5
24 Morgan Overait	15	.	.	.	13	.	.	.	.	1	.	1	.	.	.	.	1	2	.	2	8	2
12 Alexa Milius	12	.	9	.	.	2	.	.	.	.	.	.	.	.	.	.	.	2	.	.	3	5
11 Cana Davis	9	.	.	.	.	.	.	.	.	4	.	5	.	.	.	.	.	3	.	.	1	4
16 Meredith Slaw	7	.	.	7	.	.	.	.	.	.	.	.	.	.	.	.	.	3	1	1	2	.
34 Ivy Rosenberry	6	6	.	.	.	.	.	.	.	.	.	.	.	.	.	.	.	.	.	.	.	.
10 Mackenzie Osb	2	2	.	.	.	.	.	.	.	.	.	.	.	.	.	.	.	.	.	.	.	.
19 Maddie Rountr	1	.	.	.	.	.	.	.	.	.	.	.	.	.	.	.	.	.	.	.	.	1



**US & OU**

- Tech, made up of an elite pitching staff and a bunch of sound batters, was one of only two teams in the nation in 2019 to be in the top six nationally in shutouts (22) and batting average (.334).
- The other school was Oklahoma, the Big 12 champion and the WCWS runner-up.
- A comparison of the two juggernauts is below with the (#) signifying where the mark ranked in the land.

School	BA	HR/PG	R/PG	SHO	ERA
OU	.344 (#1)	1.83 (#1)	7.30 (#3)	28 (#1)	1.40 (#1)
VT	.334 (#4)	1.67 (#3)	6.81 (#6)	22 (#4)	1.98 (#20)

**OUT AHEAD**

- The Hokies in 2019 typically got off to a fast start, outscoring their opponents 235-32 in the first three innings of games in Year 1 of the Pete D'Amour era.
- They outscored their opponents 90-10 in the first inning, 62-11 in the second and 83-11 in the third.
- Tech went 45-3 when it scored first last year and an underwhelming 2-8 when its opponent scored first.

**THE MOUNTAINTOP**

- After winning all three of its games at Boston College for their final ACC series, the Hokies finished with the most ACC wins in school history, boasting 20 in 2019.
- Of those 20, 12 came on the road with Tech owning a perfect 12-0 record in ACC road games.

Year	ACC wins	Overall Record	Postseason
2019	20	45-9 (20-4 ACC)	Regionals (Lexington)
2014	19	36-23 (19-9 ACC)	Regionals (Knoxville)
2008	16	49-19 (16-5 ACC)	WCWS (Oklahoma City)
2007	15	49-16 (15-5 ACC)	Regionals (Columbus)

**I'M A MAN, I'M 40**

- With getting a W vs. the Tar Heels, Tech eclipsed the 40-win plateau for the first time since 2012.
- It has only happened eight times in program history out of 24 years of being a program (1996). Below are the most wins in school history.

Year	Wins	Overall Record	Postseason
1999	54	54-16 (14-2 A-10)	L, A-10 title game
2008	49	49-19 (16-5 ACC)	WCWS (Oklahoma City)
2007	49	49-16 (15-5 ACC)	Regionals (Columbus)
2019	47	47-11 (20-4 ACC)	Regionals (Lexington)
2005	44	44-25 (4-13 ACC)	Regionals (Knoxville)
2012	42	42-21 (12-8 ACC)	Regionals (Knoxville)
2002	42	42-18 (12-8 BIG EAST)	L, BIG EAST title games
2000	41	41-22 (12-4 A-10)	L, A-10 title game

**SHUT 'EM DOWN**

- Pitcher Keely Rochard had a knack for not allowing an opponent to sniff the plate in 2019.
- She was one of only 19 players to have 10 or more shutouts and finished tied for eighth in the land with 11 on the season.
- The Hokies have a chance of seeing a player who was also one of the top 19 players in Northwestern's Danielle Williams (13 shutouts) on Sunday.

**A SENSE OF URGENCY**

- The Hokies batted a sizzling .598 (79 of 132) with a runner on third base and there are less than two outs in 2019. Having a sense of urgency, Tech typically knocked that runner in - and then some.

**THEY DIG THE LONG BALL**

- Tech set a school record for the most home runs hit in a season in 2019, boasting 97 for the fifth most in the nation.
- What puts it in perspective is that they only hit 35 last season, including the team high for a player being just eight. Last season, the Hokies had four players with eight or more homers.

School	G	HR	HR p/g
Oklahoma (Big 12)	63	115	1.83
Arizona (Pac-12)	62	110	1.77
Virginia Tech (ACC)	58	97	1.67
JMU (CAA)	61	102	1.67
Arizona State (Pac-12)	55	91	1.65

**TECH SOFTBALL PARK**



**QUICK FACTS**

Surface	Grass outfield, dirt infield
Dimensions (LF-CF-RF)	200-220-200
First Game	March 25, 1998, W, 8-6 (8 Inn.) vs. Charlotte
Seasons in Use	22nd Season
Record at TSP	300-160 (65%) Games: 460
vs. Ranked Teams	45-112 (29%) Games: 157

**UNDER D'AMOUR**

At TSP	20-6
ACC Record at home	11-5
vs. Nonconference at home	9-1
vs. Ranked Teams at home	1-1

The Virginia Tech softball team has the luxury of playing and practicing in some of the finest facilities on the East Coast. Using the Tech Softball Park, Softball Indoor Facility and a state-of-the-art weight room, the Hokies train in terrific facilities designed to help them win championships. Combined with a new locker room and one of the best scoreboard and video boards in the country, the Hokies have it all when it comes to what they need to win.

Tech Softball Park, which was completed in the fall of 1997, has dimensions of 200 feet down the lines and 220 feet to center field. In January of 2008, an additional 746 permanent seats were installed, bringing the capacity up from 336 to 1,024. The new bleachers match the ones that were already in place and now extend down to the end of both dugouts.

Thanks to an anonymous donation, TSP now has seatbacks in the section behind home plate, which was completed in fall 2017.



## RESULTS

Date	Opponent	Score	Inns	Overall	ACC	Pitcher of record	Attend	Time
Feb 13, 2021	at Kennesaw State-1	w 6-0	7	1-0-0	0-0-0	K. Rochard (W 1-0)	80	2:35
Feb 13, 2021	at Kennesaw State-2	w 6-0	7	2-0-0	0-0-0	Rosenberry (W 1-0)	80	1:48
Feb 14, 2021	at Kennesaw State	w 4-0	7	3-0-0	0-0-0	K. Rochard (W 2-0)	80	1:43
* Feb 18, 2021	at Clemson	L 1-8	7	3-1-0	0-1-0	K. Rochard (L 2-1)	234	1:59
* Feb 19, 2021	at Clemson-1	w 9-0	5	4-1-0	1-1-0	Rosenberry (W 2-0)	372	1:31
* Feb 19, 2021	at Clemson	w 4-1	7	5-1-0	2-1-0	K. Rochard (W 3-1)	372	1:55
* Feb 20, 2021	vs #13 Florida State-1	L 1-7	7	5-2-0	2-2-0	Rosenberry (L 1-1)	88	2 ho
* Feb 20, 2021	vs #13 Florida State-2	w 9-1	5	6-2-0	3-2-0	K. Rochard (W 4-1)	88	1:45
* Feb 21, 2021	vs #13 Florida State	w 6-0	7	7-2-0	4-2-0	K. Rochard (W 5-1)	88	2:11
* Mar 12, 2021	at NC State	w 4-2	7	8-2-0	5-2-0	K. Rochard (W 6-1)	0	2:16
* Mar 13, 2021	at NC State-1	L 0-8	5	8-3-0	5-3-0	Rosenberry (L 2-2)	-	1:30
* Mar 13, 2021	at NC State-2	w 12-2	6	9-3-0	6-3-0	K. Rochard (W 7-1)	-	2:29
* Mar 14, 2021	at NC State	w 17-4	5	10-3-0	7-3-0	K. Rochard (W 8-1)	0	2:05
Mar 17, 2021	RADFORD-1	w 11-1	5	11-3-0	7-3-0	Rosenberry (W 3-2)	300	1:20
Mar 17, 2021	RADFORD-2	w 9-1	5	12-3-0	7-3-0	M. Osborne (W 1-0)	300	1:35
* Mar 19, 2021	PITT	w 9-0	5	13-3-0	8-3-0	K. Rochard (W 8-1)	300	1:40
* Mar 20, 2021	PITT-1	L 3-5	7	13-4-0	8-4-0	Rosenberry (L 3-3)	300	2:10
* Mar 20, 2021	PITT-2	w 5-0	7	14-4-0	9-4-0	K. Rochard (W 10-1)	300	2:10
* Mar 21, 2021	PITT	w 2-0	7	15-4-0	10-4-0	K. Rochard (W 11-1)	300	1:50
Mar 24, 2021	VIRGINIA	w 7-0	7	16-4-0	10-4-0	K. Rochard (W 12-1)	300	2:04
* Mar 26, 2021	at Louisville	w 3-0	7	17-4-0	11-4-0	K. Rochard (W 13-1)	232	2:03
* Mar 27, 2021	at Louisville-1	w 2-0	7	18-4-0	12-4-0	K. Rochard (W 14-1)	-	1:43
* Mar 27, 2021	at Louisville-2	L 2-3	7	18-5-0	12-5-0	K. Rochard (L 14-2)	256	1:40
* Mar 28, 2021	at Louisville	w 8-0	5	19-5-0	13-5-0	K. Rochard (W 15-2)	189	1:37
Mar 30, 2021	at Virginia	w 9-1	7	20-5-0	13-5-0	K. Rochard (W 16-2)	95	2:34

## 2008 WOMEN'S COLLEGE WORLD SERIES TEAM



### QUICK FACTS

Record	49-19 (.721)
ACC Record	16-5 (.752)
Home	15-5 (.750)
Away	18-5 (.782)
Neutral	16-9 (.640)
vs. Ranked Teams	8-9
Highest Ranking	No. 8 in final NFCA Poll
Lowest Ranking	No. 24 in Week 3 NFCA Poll

### THE RUN

ACC Championship W, 7-4 Maryland | W, 2-0 Florida State | W 2-0 NC State  
 NCAA Regionals W, 1-0 [10] Louisville | W, 4-0 Tennessee | L, 7-1 UT | W 4-2 UT  
 NCAA Super Regionals L, 1-0 Michigan | W, 1-0 Michigan | W, 6-1 Michigan  
 WCWS L, 1-0 Texas A&M | L, 2-0 [9] Florida

In 2008, the Hokies reached new levels, culminating with a trip to Oklahoma City for the Women's College World Series. After finishing second in the regular season, the Hokies rolled through the ACC Tournament for the second time in a row, guaranteeing them their fourth straight NCAA Regional appearance.

Pitcher Angela Tincher led the way in the circle, winning All-America honors and National Player of the Year. She became only the third person at the time in NCAA softball history to rack up over 2,000 career strikeouts.

The Hokies made their first trip ever to the WCWS and finished the season with a school-record 50 wins, program-best 16 ACC wins and highest-ever finish in the NFCA poll with a No. 8 ranking in the final poll.

Tech also had a historic upset of the U.S. National Team, breaking the Red, White & Blue's 185-game, pre-Olympic exhibition tour winning streak with a 1-0 win on March 26.





**THE LAST TIME VIRGINIA TECH..**

Recorded 10+ hits in a game	11 at Virginia (3/30/21)
Recorded 15+ hits in a game	16 at NC State (3/14/21)
Scored 10+ runs in a game	11 vs. Radford [1] (3/17/21)
Scored 15+ runs in a game	17 at NC State (3/14/21)
Drew eight walks or more in a game	8 vs. Dartmouth (2/21/20)
Stole five or more bases in a game	5 vs. Pitt [2] (3/20/21)
Hit 3 home runs in a game	3 at George Mason (3/11/20)
Hit 4 home runs in a game	4 vs. Radford [2] (3/17/21)
Hit 4+ home runs in a game	8 at NC State (3/14/21)
Had 3+ players with 3+ hits in a game	3-Lauren Duff, 3-Emma Strouth & 3-Carolina Schoenewald, WCU [1] (4/25/17)
Turned a triple play	No. 1 Florida State, L, 12-5 [5] [1] (3/10/17)
Highest ranked opponent defeated	No. 4 Michigan, 6-2, at Gainesville, Fla. (2/20/99)
Defeated ranked opponent at home	No. 20/17 JMU, 12-0 [5] (4/10/19)
Highest ranked opponent defeated at home	No. 6 JMU, 2-1 (4/6/16)
Defeated ranked opponent on the road	No. 8 Georgia, 7-6 [8] (3/1/19)
Highest ranked opponent defeated on the road	No. 6 Michigan, 6-1 (5/25/08)
Defeated ranked opponent at neutral site	vs. No. 13/14 Florida State, 6-0, in Alanta, Ga. (2/21/21)
Highest ranked opponent defeated at neutral site	No. 4 Michigan, 6-2, at Gainesville, Fla. (2/20/99)
Defeated a top-10 team	No. 8 Georgia, 7-6 [8] (3/1/19)
Won a run-rule game	at Louisville, 8-0 [5] (3/28/21)
Lost a run-rule game	at NC State [1], 8-0 [5] (3/13/21)
Won an extra-inning game	No. 21 Northwestern, 6-5 [8] (2/16/20)
Lost an extra-inning game	vs. Iowa, 4-3 [8] (2/9/20)
Was no-hit by	Alexa Romero, vs. Syracuse, L, 2-0 (3/9/18)

**THE LAST TIME A TECH PLAYER..**

Recorded five hits in a game	Caroline Schoenewald, vs. Lamar (2/8/18)
Recorded four hits in a game	Darby Trull, vs. Army (2/21/20)
Drove in 5+ runs in a game	7, Kelsey Bennett at NC State (3/14/21)
Scored 4+ runs in a game	4, Jayme Bailey at NC State (3/14/21)
Hit a grand slam	Alexa Milius at NC State (3/14/21)
Hit 2+ home runs in a game	3, Kelsey Bennett at NC State (3/14/21)
Player hit back-to-back home runs	2 inn. & 3 inn., Kelsey Bennett at NC State (3/14/21)
Players hit back-to-back home runs	Cana Davis and Alexa Milius vs. Radford [1] (3/17/21)
Players hit back-to-back-to-back home runs	3rd inn. J. Bailey, K. Bennett and M. Overaitis vs. Radford [2] (3/17/21)
Hit for the cycle	Never
Had 2+ doubles in a game	2, Morgan Overaitis vs. Pitt [2] (3/20/21)
Had 2+ triples in a game	2, Courtney Brinkman at ETSU (4/25/02)
Drew 4+ walks in a game	4, Courtney Liddle vs. Miami (3/10/12)
Stole 3+ bases in a game	3, Kat Banks vs. Boston College (3/27/11)
Had a walk-off home run	Grace Chavez vs. Radford [2], 9-1 [5] (3/17/21)
Had a walk-off grand slam	Betty Rose vs. Cornell, 8-4 (3/20/12)
Had a walk-off hit	Caroline Schoenewald vs. Liberty 1-0 [8] (4/10/18)

**THE LAST TIME A TECH PLAYER..**

Struck out 15+ batters	16, Keely Rochard at Louisville (3/26/21)
Struck out 10+ batters	11, Keely Rochard at Virginia (3/30/21)
Threw a no-hitter	Keely Rochard at Virginia (3/8/20)
Threw a 7-inning no-hitter	Keely Rochard at Virginia (3/8/20)
Threw a 7-plus-inning no hitter	Angela Tincher vs. Florida State (5/10/08)
Threw a perfect game	Keely Rochard vs. No. 20/17 JMU [5 Inn.] (4/10/19)
Threw a 7-plus-inning perfect game	Angela Tincher vs. Florida State [8 Inn.] (3/24/07)

**THE LONGEST TECH GAMES..**

14 Innings	Virginia Tech 3, Florida State 2; First Round of 2005 ACC Championship (College Park, Md.)
13 Innings	Virginia Tech 3, Marshall 2; 2013 NCAA Tournament (Lexington, Ky.)
12 Innings	BC 2, VT 1; 2003 (Chestnut Hill), VT 1, Louisville 0; 2005 NAAs (Knoxville), Arizona 4, VT 3; 2008 (Tucson)
11 Innings	VT 2, Liberty 1; 2000 (Chattanooga); VT 6, Nevada 5; 2005 (Las Vegas)
10 Innings	10 times; last: Virginia Tech 6, Pitt 3; 2015 (Pittsburgh, Pa.)
9 Innings	25 times; last: Lamar 10, Virginia Tech 9 (Gulf Shores, Ala.)

**What's a Hokie?**



The answer leads all the way back to 1896 when Virginia Agricultural and Mechanical College changed its name to Virginia Polytechnic Institute. With the change came the necessity for writing a new cheer and a contest for such a purpose was held by the student body.

Senior O.M. Stull won first prize for his "Hokie" yell which is still used today. Later, when asked if "Hokie" had any special meaning, Stull explained the word was solely the product of his imagination and was used only as an attention-getter for his yell. It soon became a nickname for all Tech teams and for those people loyal to Tech athletics.

The official university school colors - Chicago Maroon and Burnt Orange - also were introduced in 1896. The colors were chosen by a committee because they made a 'unique combination' not worn elsewhere at the time. The official definition of "Hokie" is "a loyal Virginia Tech Fan".


**'19 CLASS OF ACC COACHES**

- The Atlantic Coast Conference entered 2019 with five new softball head coaches from its then-12 member institutions, including Louisville's Holly Aprile, NC State's Jennifer Patrick-Swift, Pitt's Jodi Hermanek, Syracuse's Shannon Doepking and Virginia Tech's Pete D'Amour.
- Previously, Aprile was the head coach at Pitt, Patrick-Swift was the head coach at St. Francis, Hermanek was the head coach at Ohio, Doepking was the head coach at Dartmouth and D'Amour was the head coach at Kennesaw State.

Name	Team	Overall	Win. %
Pete D'Amour	Virginia Tech	87-20	.813
Jennifer Patrick-Swift	NC State	64-44	.593
Holly Aprile	Louisville	55-50	.524
Shannon Doepking	Syracuse	42-51	.452
Jodi Hermanek	Pitt	30-71	.297

**SOFTBALL INDOOR FACILITY**

- The facility, which is attached to Rector Field House (track & field) and immediately adjacent to Tech Softball Park, opened the fall 2018 and provides the Hokies with an indoor infield for practice during inclement weather, along with four cages for hitting and pitching practice.
- The one-story building also features two coaches rooms, an equipment room, a team room, a film room, a mudroom and team facilities. The facility will be available to the program year-round and will have uses for practice, team events and gameday necessities. The new facility will encompass more than 16,000 square feet.
- The facility was designed by Cannon Designs and was built by Branch Associates of Salem, Virginia. This project was a part of a larger plan that vastly improved Rector Field House (track & field) and all of the adjacent athletics facilities. Total cost was roughly \$18 million.



## HOME RUN TRACKER

Who	What	Count	When
Emma Ritter	Solo HR to LC	1-0 (4 inn.)	at Kennesaw State [1] (2/13/21)
Addy Greene	2-run HR to RF	0-0 (4 inn.)	at Kennesaw State [1] (2/13/21)
Jayne Bailey	3-run HR to RF	1-1 (3 inn.)	at Clemson [1] (2/19/21)
Meredith Slaw	3-run HR to RC	1-1 (3 inn.)	at Clemson [1] (2/19/21)
Grace Chavez	Solo HR to LL	3-1 (3 inn.)	at Clemson [2] (2/19/21)
Grace Chavez	Solo HR to LF	1-0 (1 inn.)	vs. No. 13/14 Florida State [1] (2/20/21)
Grace Chavez	3-run HR	1-0 (3 inn.)	vs. No. 13/14 Florida State [2] (2/20/21)
Kelsey Bennett	2-run HR	0-0 (3 inn.)	vs. No. 13/14 Florida State [2] (2/20/21)
Cameron Fagan	3-run HR	1-1 (5 inn.)	vs. No. 13/14 Florida State (2/21/21)
Grace Chavez	Solo HR	3-2 (5 inn.)	vs. No. 13/14 Florida State (2/21/21)
Kelsey Bennett	Solo HR	0-1 (4 inn.)	at NC State [2] (3/13/21)
Kelsey Bennett	2-run HR	2-2 (2 inn.)	at NC State (3/14/21)
Cana Davis	Solo HR	0-0 (2 inn.)	at NC State (3/14/21)
Kelsey Bennett	2-run HR	2-0 (3 inn.)	at NC State (3/14/21)
Jayne Bailey	2-run HR	1-1 (5 inn.)	at NC State (3/14/21)
Alexa Milius	Grand Slam	3-2 (5 inn.)	at NC State (3/14/21)
Cameron Fagan	Solo HR	1-2 (5 inn.)	at NC State (3/14/21)
Kelsey Bennett	3-run HR	0-0 (5 inn.)	at NC State (3/14/21)
Morgan Overaitis	Solo HR	1-2 (5 inn.)	at NC State (3/14/21)
Cana Davis	Solo HR to LF	0-2 (3 inn.)	vs. Radford [1] (3/17/21)
Alexa Milius	Solo HR to LC	1-1 (3 inn.)	vs. Radford [1] (3/17/21)
Kelsey Bennett	Solo HR to RF	0-0 (4 inn.)	vs. Radford [1] (3/17/21)
Kayleigh Addington	2-run HR to LC	0-0 (4 inn.)	vs. Radford [1] (3/17/21)
Jayne Bailey	2-run HR to LF	0-0 (3 inn.)	vs. Radford [2] (3/17/21)
Kelsey Bennett	Solo HR to CF	0-0 (3 inn.)	vs. Radford [2] (3/17/21)
Morgan Overaitis	Solo HR to RC	1-1 (3 inn.)	vs. Radford [2] (3/17/21)
Grace Chavez	Solo HR to LF	2-0 (5 inn.)	vs. Radford [2] (3/17/21)
Grace Chavez	Solo HR to CF	2-2 (4 inn.)	vs. Virginiaia (3/24/21)
Morgan Overaitis	Solo HR to RC	0-1 (6 inn.)	vs. Virginia (3/24/21)
Cana Davis	2-run HR to RC	0-1 (2 inn.)	at Louisville (3/28/21)
Jayne Bailey	Solo HR to LF	3-1 (3 inn.)	at Louisville (3/28/21)

## Home Run Totals

Bennett (7) | Chavez (6) | Bailey (4) | Davis (3) | Overaitis (3) | Fagan (2) | Milius (2) | Greene (1) | Ritter (1) | Slaw (1) | Addington (1)

## HR Tidbits

Total team HRs: 31 | First-pitch HRs: 8 | Full-count HRs: 2 | Leadoff HRs: 5 | Walkoff HRs: 1



**D'AMOUR'S RECORD WHEN...**

Total:	167-57
Conference:	61-18
Nonconference:	106-39
Home:	66-22
Away:	58-21
Neutral:	43-14
Day:	124-42
Night:	43-15
1-Run games:	28-19
2-Run games:	20-6
5+Run games:	87-20
Extra innings:	8-6
Shutouts:	63-12
Scoring 0-2 runs:	15-31
Scoring 3-5 runs:	48-21
Scoring 6-9 runs:	73-4
Scoring 10+ runs:	31-0
Opponent 0-2 runs:	128-6
Opponent 3-5 runs:	33-19
Opponent 6-9 runs:	7-25
Opponent 10+ runs:	0-7
Scored in 1st inning:	79-10
Scores first:	140-19
Opp. scores first:	27-38
After 4 leading:	128-7
After 4 trailing:	10-39
After 4 tied:	23-11
After 5 leading:	121-6
After 5 trailing:	7-39
After 5 tied:	16-9
After 6 leading:	113-3
After 6 trailing:	4-39
After 6 tied:	11-7
Hit 0 home runs:	51-37
Hit 1 home run:	47-16
Hit 2+ home runs:	69-4
Opponent 0 home runs:	122-24
Opponent 1 home run:	35-20
Opponent 2+ HRs:	11-13
Made 0 errors:	81-23
Made 1 error:	50-16
Made 2+ errors:	32-19
Opp. made 0 errors:	55-20
Opp. made 1 error:	56-16
Opp. made 2+ errors:	57-20
Out-hit opponent:	144-7
Out-hit by opponent:	14-41
Hits are tied:	8-9

**GAMES SUMMARY**

<b>Score by innings</b>	<b>1</b>	<b>2</b>	<b>3</b>	<b>4</b>	<b>5</b>	<b>6</b>	<b>7</b>	<b>Total</b>	
Virginia Tech	23	16	35	26	32	15	2	149	
Opponents	5	6	12	7	10	4	0	44	

<b>Record when ...</b>									
Overall	20-5							After 4 leading	18-1
Conference	13-5							..... trailing	0-4
Non-Conference	7-0							..... tied	2-0
Home games	6-1							After 5 leading	12-1
Away games	12-3							..... trailing	0-3
Neutral site	2-1							..... tied	1-0
Day games	16-5							After 6 leading	12-0
Night games	4-0							..... trailing	0-4
vs Left starter	2-0							..... tied	0-0
vs Right starter	18-5							Hit 0 home runs	9-4
1-Run games	0-1							... 1 home run	2-1
2-Run games	3-1							... 2+ home runs	9-0
5+Run games	14-3							Opponent 0 home runs	17-2
Extra innings	0-0							..... 1 home run	2-1
Shutouts	12-1							..... 2+ HRs	1-2
Scoring 0-2 runs	2-4							Made 0 errors	11-2
..... 3-5 runs	5-1							.... 1 error	4-0
..... 6-9 runs	10-0							.... 2+ errors	5-3
..... 10+ runs	3-0							Opp. made 0 errors	9-2
Opponent 0-2 runs	19-0							..... 1 error	5-2
..... 3-5 runs	1-2							..... 2+ errors	6-1
..... 6-9 runs	0-3							Out-hit opponent	20-0
..... 10+ runs	0-0							Out-hit by opponent	0-4
Opponent 0-2 runs	19-0							Hits are tied	0-1
Scoring 0-2 runs	2-4								
..... 3-5 runs	5-1								
..... 6-9 runs	10-0								
..... 10+ runs	3-0								
Opponent 0-2 runs	19-0								
..... 3-5 runs	1-2								
..... 6-9 runs	0-3								
..... 10+ runs	0-0								
Scored in 1st inning	9-2								
Opp. scored in 1st	2-1								
Scores first	19-2								
Opp. scores first	1-3								

**Record when team scores:**

Runs	0	1	2	3	4	5	6	7	8	9	10+
W-L	0-1	0-2	2-1	1-1	3-0	1-0	3-0	1-0	1-0	5-0	3-0

**Record when opponent scores:**

Runs	0	1	2	3	4	5	6	7	8	9	10+
W-L	12-0	5-0	2-0	0-1	1-0	0-1	0-0	0-1	0-2	0-0	0-0

**Record when leading after:**

Inn.	1	2	3	4	5	6
W-L	8-1	10-1	15-2	18-1	12-1	12-0

**Record when trailing after:**

Inn.	1	2	3	4	5	6
W-L	1-0	1-1	0-3	0-4	0-3	0-4

**Record when tied after:**

Inn.	1	2	3	4	5	6
W-L	11-4	9-3	5-0	2-0	1-0	0-0

**WHERE THEY AT**

- Tech has 26 players on the squad who represent 10 states, including three out West and two each from the Midwest and Northeast.
- Virginia is where the most players (15) are from on the team, making up 58 percent.
- The next most popular spot, the only other state with more than one player, is Georgia with two.

**STATES**

Virginia (15)

#3 Keely Rochard	#5 Jenna Pearson
#10 Mackenzie Osborne	#11 Cana Davis
#15 Emma Yates	#16 Meredith Slaw
#18 Mackenzie Lawter	#19 Maddie Rountree
#20 Maddy Federico	#21 Kelsey Brown
#22 Majja Louko	#26 Addy Greene
#27 Rebecca Ludwig	#31 Kayleigh Addington
#34 Ivy Rosenberry	

**STATES**

Georgia (2)

#7 Keara Napoli	#8 Kelsey Bennett
-----------------	-------------------

Connecticut (1)

#12 Alexa Milius

Florida (1)

#97 Cameron Fagan

Iowa (1)

#17 Molly Jacobson

Maryland (1)

#90 Emma Ritter

Michigan (1)

#24 Morgan Overaitis

Nevada (1)

#28 Grace Chavez

South Carolina (1)

#4 Darby Trull

Tennessee(1)

#33 Kaylee Hewitt

West Virginia (1)

#2 Jayme Bailey



**WHEN THE LONG BALL...**

- If a player under Coach D'Amour hits a home run, the outcome is likely over. D'Amour is 47-16 when there is one homer and 69-4 if two or more.





## 2019 RECORDS

### TEAM BATTING

- Tech had its best season at the plate in school history, being in its 24th season.
- The Hokies broke seven school records in the team batting category for a single season.
- Batting average: .334
- Slugging percentage: .598
- On-base percentage: .417
- Runs scored: 395
- Home runs: 97
- RBIs: 368
- Total bases: 922
- They also broke and tied some records for most in a single game.
- Home runs in a game : Tied at No. 1 with five set twice in 2019 (at NC State on March 16 and at Pitt on March 23).
- Most stolen bases in a game: Seven versus Purdue on Feb. 10.
- Most home runs hit in a game by an individual: Two done by Kelsey Bennett (vs. Texas State on Feb. 23), Caitlyn Nolan (at Radford on Feb. 27 and vs. UAB on March 2), Mackenzie Lawter vs. Binghamton (March 19) and Lauren Duff (vs. JMU on March 10).

### SEASON LEADERS

- The record book for season leaders took a big hit in 2019.
- The offensive end was where most of the damage was made, but there were some records in the circle.
- This slugging percentage stat is insane - the top five slugging percentages in school history had four in one season.
- No. 1 Kelsey Bennett (.725), No. 2 Caitlyn Nolan (.720) No. 3 Emma Strouth (.705) and No. 4 Darby Trull (.642).
- Runs scored: Tied No. 1 Emma Strouth (50) and No. 1 Al Velazquez (50).
- Home runs: No. 1 Caitlyn Nolan (19)
- RBIs: No. 1 Emma Strouth (68), No. 2 Caitlyn Nolan (55).
- Sacrifice Flies: Tied No. 1 Caitlyn Nolan (6)
- Pitching winning percentage: No. 1 Keely Rochard (.880).
- On-base percentage: No. 2 Jayme Bailey (.497).

### BY CLASS LEADERS

- The Hokies rewrote the record book for accomplishments broken up by their year in school.
- The freshman records:
  - Home runs: Kelsey Bennett (14)
  - Total bases: Kelsey Bennett (116)
  - Batting average: No. 1 Jayme Bailey (.380)
  - Slugging percentage: No. 1 Kelsey Bennett (.725)
- The sophomore records:
  - Runs scored: Al Velazquez (50)
  - Batting average: No. 1 Darby Trull (.406)
  - Slugging percentage: No. 1 Darby Trull (.642)
  - Shutouts: Keely Rochard (11)
- The senior records:
  - Runs scored: Emma Strouth (50)
  - Hits: Emma Strouth (74)
  - Home runs: Caitlyn Nolan (19)
  - RBIs: Emma Strouth (68)
  - Batting average: No. 1 Emma Strouth (.404)
  - Slugging percentage: No. 1 Caitlyn Nolan (.720)
  - Sacrifice flies: Caitlyn Nolan (6)



## TEAM/INDIVIDUAL HIGHS

### TEAM GAME HIGHS

#### Batting

At bats: 34 - at Virginia (Mar 30, 2021)  
 Runs scored: 17 - at NC State (Mar 14, 2021)  
 Hits: 16 - at NC State (Mar 14, 2021)  
 RBIs: 17 - at NC State (Mar 14, 2021)  
 Doubles: 3 - (4 times)  
 Triples: 1 - (5 times)  
 Home runs: 8 - at NC State (Mar 14, 2021)  
 Total bases: 41 - at NC State (Mar 14, 2021)  
 Walks: 6 - at Kennesaw State (Feb 13, 2021)  
 Strikeouts: 9 - vs Florida State (Feb 20, 2021 at Atlanta, Ga.)  
 Sac hits: 1 - at NC State (Mar 13, 2021)  
 1 - at Louisville (Mar 26, 2021)  
 1 - at Louisville (Mar 27, 2021)  
 Sac flies: 2 - vs Virginia (Mar 24, 2021)  
 Stolen bases: 6 - vs Pitt (Mar 19, 2021)  
 Hit by pitch: 3 - at Virginia (Mar 30, 2021)  
 Caught stealing: 1 - (5 times)  
 Runners LOB: 9 - at Kennesaw State (Feb 13, 2021)  
 9 - at Virginia (Mar 30, 2021)  
 Hit into DP: 2 - at Louisville (Mar 27, 2021)

#### Fielding

Putouts: 21 - (14 times)  
 Assists: 17 - at Kennesaw State (Feb 13, 2021)  
 Errors: 3 - at Clemson (Feb 18, 2021)  
 3 - at Virginia (Mar 30, 2021)  
 Passed balls: 1 - vs Pitt (Mar 20, 2021)  
 1 - vs Pitt (Mar 20, 2021)  
 1 - at Virginia (Mar 30, 2021)  
 DPs turned: 3 - at Clemson (Feb 19, 2021)

#### Pitching

Innings pitched: 7.0 - (14 times)  
 Runs allowed: 8 - at Clemson (Feb 18, 2021)  
 8 - at NC State (Mar 13, 2021)  
 Earned runs: 8 - at NC State (Mar 13, 2021)  
 Walks allowed: 8 - at NC State (Mar 13, 2021)  
 Strikeouts: 19 - vs Pitt (Mar 20, 2021)  
 19 - vs Pitt (Mar 21, 2021)  
 Hits allowed: 10 - vs Pitt (Mar 20, 2021)  
 Doubles allowed: 2 - at NC State (Mar 13, 2021)  
 Triples allowed: 1 - at NC State (Mar 13, 2021)  
 1 - at NC State (Mar 13, 2021)  
 Homers allowed: 3 - at NC State (Mar 13, 2021)

### INDIVIDUAL GAME HIGHS

#### Batting

At bats: 4 - (45 times)  
 Runs scored: 4 - Jayme Bailey at NC State (Mar 14, 2021)  
 Hits: 3 - (9 times)  
 RBIs: 7 - Kelsey Bennett at NC State (Mar 14, 2021)  
 Doubles: 2 - Morgan Overaitis vs Pitt (Mar 20, 2021)  
 Triples: 1 - (5 times)  
 Home runs: 3 - Kelsey Bennett at NC State (Mar 14, 2021)  
 Total bases: 12 - Kelsey Bennett at NC State (Mar 14, 2021)  
 Walks: 3 - Meredith Slaw at Kennesaw State (Feb 13, 2021)  
 3 - Mackenzie Lawter at Kennesaw State (Feb 13, 2021)  
 Strikeouts: 3 - Darby Trull at Virginia (Mar 20, 2021)  
 Sac hits: 1 - Cameron Fagan at NC State (Mar 13, 2021)  
 1 - Mackenzie Lawter at Louisville (Mar 26, 2021)  
 1 - Grace Chavez at Louisville (Mar 27, 2021)  
 Sac flies: 1 - (9 times)  
 Stolen bases: 2 - (9 times)  
 Hit by pitch: 1 - (12 times)  
 Caught stealing: 1 - (5 times)  
 Runners LOB: 4 - (4 times)

#### Fielding

Putouts: 19 - Alexa Milius vs Pitt (Mar 21, 2021)  
 Assists: 6 - Kelsey Bennett at Kennesaw State (Feb 13, 2021)  
 6 - Addy Greene vs Clemson (Feb 19, 2021)  
 Errors: 2 - Ivy Rosenberry vs Florida State (Feb 20, 2021 at Atlanta, Ga.)  
 Passed balls: 1 - Alexa Milius vs Pitt (Mar 20, 2021)  
 1 - Alexa Milius vs Pitt (Mar 20, 2021)  
 1 - Mackenzie Lawter at Virginia (Mar 30, 2021)

#### Pitching

Innings pitched: 7.0 - (11 times)  
 Runs allowed: 7 - Ivy Rosenberry vs Florida State (Feb 20, 2021 at Atlanta, Ga.)  
 Earned runs: 4 - (5 times)  
 Walks allowed: 8 - Keely Rochard at NC State (Mar 13, 2021)  
 Strikeouts: 19 - Keely Rochard vs Pitt (Mar 20, 2021)  
 19 - Keely Rochard vs Pitt (Mar 21, 2021)  
 Hits allowed: 9 - Ivy Rosenberry vs Pitt (Mar 20, 2021)  
 Doubles allowed: 2 - Ivy Rosenberry at NC State (Mar 13, 2021)  
 Triples allowed: 1 - Ivy Rosenberry at NC State (Mar 13, 2021)  
 1 - Keely Rochard at NC State (Mar 13, 2021)  
 Homers allowed: 2 - Mackenzie Osborne at NC State (Mar 13, 2021)  
 2 - Keely Rochard at NC State (Mar 14, 2021)  
 Wild pitches: 1 - (4 times)  
 Hit batters: 2 - Keely Rochard at Clemson (Feb 19, 2021)

## OPPONENT TEAM/INDIVIDUAL HIGHS

### OPPONENT TEAM GAME HIGHS

#### Batting

At bats: 32 - vs Florida State (Feb 20, 2021 at Atlanta, Ga.)  
 Runs scored: 8 - at Clemson (Feb 18, 2021)  
 8 - at NC State (Mar 13, 2021)  
 Hits: 10 - vs Pitt (Mar 20, 2021)  
 RBIs: 8 - at NC State (Mar 13, 2021)  
 Doubles: 2 - at NC State (Mar 13, 2021)  
 Triples: 1 - at NC State (Mar 13, 2021)  
 1 - at NC State (Mar 13, 2021)  
 Home runs: 3 - at NC State (Mar 13, 2021)  
 Total bases: 22 - at NC State (Mar 13, 2021)  
 Walks: 8 - at NC State (Mar 13, 2021)  
 Strikeouts: 19 - vs Pitt (Mar 20, 2021)  
 19 - vs Pitt (Mar 21, 2021)  
 Sac hits: 1 - vs Florida State (Feb 21, 2021 at Atlanta, Ga.)  
 1 - at Louisville (Mar 27, 2021)  
 Sac flies: 1 - at NC State (Mar 13, 2021)  
 1 - vs Pitt (Mar 20, 2021)  
 Stolen bases: 3 - at NC State (Mar 13, 2021)  
 3 - vs Pitt (Mar 21, 2021)  
 Hit by pitch: 2 - at Clemson (Feb 19, 2021)  
 Caught stealing: 1 - at NC State (Mar 13, 2021)  
 1 - at Louisville (Mar 28, 2021)  
 1 - at Virginia (Mar 30, 2021)  
 Runners LOB: 9 - at NC State (Mar 13, 2021)  
 Hit into DP: 3 - at Clemson (Feb 19, 2021)

#### Fielding

Putouts: 21 - (12 times)  
 Assists: 13 - at Kennesaw State (Feb 13, 2021)  
 Errors: 5 - at Louisville (Mar 28, 2021)  
 Passed balls: 1 - (4 times)  
 DPs turned: 2 - at Louisville (Mar 27, 2021)

#### Pitching

Innings pitched: 7.0 - (12 times)  
 Runs allowed: 17 - at NC State (Mar 14, 2021)  
 Earned runs: 17 - at NC State (Mar 14, 2021)  
 Walks allowed: 6 - at Kennesaw State (Feb 13, 2021)  
 Strikeouts: 9 - vs Florida State (Feb 20, 2021 at Atlanta, Ga.)  
 Hits allowed: 16 - at NC State (Mar 14, 2021)  
 Doubles allowed: 3 - (4 times)  
 Triples allowed: 1 - (5 times)  
 Homers allowed: 8 - at NC State (Mar 14, 2021)  
 Wild pitches: 2 - at Kennesaw State (Feb 13, 2021)  
 Hit batters: 3 - at Virginia (Mar 30, 2021)

### OPPONENT TEAM GAME HIGHS

#### Batting

At bats: 32 - vs Florida State (Feb 20, 2021 at Atlanta, Ga.)  
 Runs scored: 8 - at Clemson (Feb 18, 2021)  
 8 - at NC State (Mar 13, 2021)  
 Hits: 10 - vs Pitt (Mar 20, 2021)  
 RBIs: 8 - at NC State (Mar 13, 2021)  
 Doubles: 2 - at NC State (Mar 13, 2021)  
 Triples: 1 - at NC State (Mar 13, 2021)  
 1 - at NC State (Mar 13, 2021)  
 Home runs: 3 - at NC State (Mar 13, 2021)  
 Total bases: 22 - at NC State (Mar 13, 2021)  
 Walks: 8 - at NC State (Mar 13, 2021)  
 Strikeouts: 19 - vs Pitt (Mar 20, 2021)  
 19 - vs Pitt (Mar 21, 2021)  
 Sac hits: 1 - vs Florida State (Feb 21, 2021 at Atlanta, Ga.)  
 1 - at Louisville (Mar 27, 2021)  
 Sac flies: 1 - at NC State (Mar 13, 2021)  
 1 - vs Pitt (Mar 20, 2021)  
 Stolen bases: 3 - at NC State (Mar 13, 2021)  
 3 - vs Pitt (Mar 21, 2021)  
 Hit by pitch: 2 - at Clemson (Feb 19, 2021)  
 Caught stealing: 1 - at NC State (Mar 13, 2021)  
 1 - at Louisville (Mar 28, 2021)  
 1 - at Virginia (Mar 30, 2021)  
 Runners LOB: 9 - at NC State (Mar 13, 2021)  
 Hit into DP: 3 - at Clemson (Feb 19, 2021)

#### Fielding

Putouts: 21 - (12 times)  
 Assists: 13 - at Kennesaw State (Feb 13, 2021)  
 Errors: 5 - at Louisville (Mar 28, 2021)  
 Passed balls: 1 - (4 times)  
 DPs turned: 2 - at Louisville (Mar 27, 2021)

#### Pitching

Innings pitched: 7.0 - (12 times)  
 Runs allowed: 17 - at NC State (Mar 14, 2021)  
 Earned runs: 17 - at NC State (Mar 14, 2021)  
 Walks allowed: 6 - at Kennesaw State (Feb 13, 2021)  
 Strikeouts: 9 - vs Florida State (Feb 20, 2021 at Atlanta, Ga.)  
 Hits allowed: 16 - at NC State (Mar 14, 2021)  
 Doubles allowed: 3 - (4 times)  
 Triples allowed: 1 - (5 times)  
 Homers allowed: 8 - at NC State (Mar 14, 2021)  
 Wild pitches: 2 - at Kennesaw State (Feb 13, 2021)  
 Hit batters: 3 - at Virginia (Mar 30, 2021)



### TEAM GAME-BY-GAME HITTING

Date	Opponent	ab	r	h	rbi	2b	3b	hr	tb	bb	ibb	sb	cs	hbp	sac	sf	gdp	k	po	a	e	lob	avg
Feb 13	at Kennesaw State	30	6	8	6	1	0	2	15	4	0	1	1	0	0	0	0	3	21	1	0	7	.267
Feb 13	at Kennesaw State	29	6	7	6	2	1	0	11	6	0	2	0	1	0	0	1	2	21	17	2	9	.254
Feb 14	at Kennesaw State	28	4	6	3	2	0	0	8	3	0	1	0	0	0	0	0	3	21	3	1	6	.241
*Feb 18	at Clemson	28	1	7	1	1	0	0	8	1	0	0	1	0	0	0	0	6	18	5	3	7	.243
*Feb 19	at Clemson	21	9	9	9	2	0	2	17	5	0	2	0	0	0	0	0	3	15	12	0	5	.272
*Feb 19	at Clemson	29	4	8	4	2	0	1	13	1	0	2	0	1	0	0	0	2	21	8	1	6	.273
*Feb 20	vs Florida State	24	1	3	1	0	0	1	6	1	0	0	0	1	0	0	0	9	21	3	2	4	.254
*Feb 20	vs Florida State	28	9	13	9	2	0	2	21	3	0	1	0	0	0	0	0	5	15	2	0	7	.281
*Feb 21	vs Florida State	22	6	5	6	1	0	2	12	5	0	1	0	0	0	0	0	5	21	3	0	3	.276
*Mar 12	at NC State	25	4	5	4	1	0	0	6	4	0	3	0	0	0	0	0	2	21	4	0	4	.269
*Mar 13	at NC State	20	0	5	0	0	0	0	5	1	0	0	0	0	0	0	0	2	14	6	0	6	.268
*Mar 13	at NC State	30	12	12	12	3	0	1	18	4	0	4	0	0	1	1	0	1	18	9	1	6	.280
*Mar 14	at NC State	31	17	16	17	1	0	8	41	3	0	3	0	1	0	0	0	3	15	2	0	3	.301
Mar 17	RADFORD	23	11	11	11	3	1	4	28	4	0	1	0	0	0	0	0	1	15	7	2	4	.312
Mar 17	RADFORD	25	9	12	9	2	0	4	26	3	0	2	0	1	0	0	0	0	15	4	2	6	.323
*Mar 19	PITT	20	9	10	8	2	0	0	12	5	0	6	1	1	0	1	0	0	15	2	0	6	.332
*Mar 20	PITT	26	3	7	3	0	0	0	7	0	0	0	1	0	0	1	1	5	21	11	0	3	.328
*Mar 20	PITT	27	5	10	5	3	0	0	13	0	0	5	0	1	0	1	0	3	21	1	0	6	.330
*Mar 21	PITT	24	2	5	2	0	1	0	7	2	0	2	0	1	0	0	0	5	21	0	2	7	.324
Mar 24	VIRGINIA	26	7	10	6	1	1	2	19	2	0	1	0	0	0	2	1	3	21	3	0	5	.328
*Mar 26	at Louisville	26	3	4	3	0	0	0	4	3	0	3	0	1	1	0	1	6	21	1	0	7	.319
*Mar 27	at Louisville	24	2	6	2	1	0	0	7	0	0	3	0	0	1	1	1	0	21	1	0	3	.316
*Mar 27	at Louisville	26	2	5	1	2	0	0	7	1	0	0	0	0	0	1	0	1	18	10	2	5	.311
*Mar 28	at Louisville	27	8	11	5	2	0	2	19	2	0	0	1	0	0	1	0	2	15	3	1	7	.315
Mar 30	at Virginia	34	9	11	8	3	1	0	16	2	0	2	0	3	0	0	0	6	21	4	3	9	.315
Totals		653	149	206	141	37	5	31	346	65	0	45	5	12	3	9	5	78	467	122	22	141	.315



### TEAM GAME-BY-GAME PITCHING

Date	Opponent	ip	h	r	er	bb	so	2b	3b	hr	wp	bk	hbp	dp	ibb	score	w-l	sv	era
Feb 13	at Kennesaw State	7.0	3	0	0	2	11	0	0	0	0	0	0	0	0	6-0	1-0	0	0.00
Feb 13	at Kennesaw State	7.0	3	0	0	0	2	1	0	0	0	0	0	0	0	6-0	2-0	0	0.00
Feb 14	at Kennesaw State	7.0	2	0	0	0	7	0	0	0	0	0	0	0	0	4-0	3-0	0	0.00
*Feb 18	at Clemson	6.0	7	8	3	3	5	1	0	1	0	0	1	0	0	1-8	3-1	0	0.78
*Feb 19	at Clemson	5.0	3	0	0	0	2	1	0	0	0	0	0	2	0	9-0	4-1	0	0.66
*Feb 19	at Clemson	7.0	3	1	1	2	4	1	0	0	0	0	2	3	0	4-1	5-1	0	0.72
*Feb 20	vs Florida State	7.0	7	7	4	1	4	1	0	0	0	0	0	0	0	1-7	5-2	0	1.22
*Feb 20	vs Florida State	5.0	3	1	1	0	7	1	0	0	1	0	0	0	0	9-1	6-2	0	1.24
*Feb 21	vs Florida State	7.0	1	0	0	5	9	0	0	0	1	0	1	0	0	6-0	7-2	0	1.09
*Mar 12	at NC State	7.0	4	2	2	4	12	0	0	1	0	0	0	0	0	4-2	8-2	0	1.18
*Mar 13	at NC State	4.2	9	8	8	1	2	2	1	3	0	0	1	0	0	0-8	8-3	0	1.91
*Mar 13	at NC State	6.0	3	2	1	8	4	0	1	0	0	0	0	0	0	12-2	9-3	0	1.85
*Mar 14	at NC State	5.0	5	4	4	2	6	1	0	2	0	0	1	0	0	17-4	10-3	0	2.08
Mar 17	RADFORD	5.0	5	1	1	0	4	1	0	0	0	0	1	1	0	11-1	11-3	0	2.04
Mar 17	RADFORD	5.0	3	1	1	2	4	0	0	1	0	0	1	2	0	9-1	12-3	0	2.01
*Mar 19	PITT	5.0	1	0	0	0	10	0	0	0	0	0	0	0	0	9-0	13-3	0	1.90
*Mar 20	PITT	7.0	10	5	5	3	4	0	0	0	0	0	0	1	0	3-5	13-4	0	2.11
*Mar 20	PITT	7.0	1	0	0	1	19	0	0	0	0	0	1	0	0	5-0	14-4	0	1.98
*Mar 21	PITT	7.0	1	0	0	2	19	0	0	0	0	0	0	0	0	2-0	15-4	0	1.86
Mar 24	VIRGINIA	7.0	1	0	0	2	9	0	0	0	0	0	0	0	0	7-0	16-4	0	1.75
*Mar 26	at Louisville	7.0	3	0	0	1	16	1	0	0	0	0	0	0	0	3-0	17-4	0	1.66
*Mar 27	at Louisville	7.0	2	0	0	0	12	0	0	0	0	0	1	0	0	2-0	18-4	0	1.58
*Mar 27	at Louisville	6.0	6	3	3	0	6	0	0	2	0	0	0	1	0	2-3	18-5	0	1.66
*Mar 28	at Louisville	5.0	1	0	0	1	6	1	0	0	1	0	1	0	0	8-0	19-5	0	1.60
Mar 30	at Virginia	7.0	5	1	1	2	12	1	0	0	1	0	1	1	0	9-1	20-5	0	1.57
Totals		155.2	92	44	35	42	196	13	2	10	4	0	12	11	0	149-44	20-5	0	1.57



### TEAM GAME-BY-GAME SITUATIONS (BATTING)

Date	Opponent	Total h/ab	vs Left	vs Right	With Runners	Bases Empty	Bases Loaded	With 2-outs	With RBI-op	Reach as Leadoff	3rd and LT 2out	LOB
Feb 13	at Kennesaw State	8-30	2-11	6-19	5-16	3-14	0-0	2-10	4-11	4-7	1-1	7
Feb 13	at Kennesaw State	7-29	5-18	2-11	4-21	3-8	1-4	2-9	3-14	5-7	3-7	9
Feb 14	at Kennesaw State	6-28	1-5	5-23	3-16	3-12	0-0	4-12	2-8	3-7	0-0	6
*Feb 18	at Clemson	7-28	0-0	7-28	2-17	5-11	0-0	3-10	1-7	5-7	0-0	7
*Feb 19	at Clemson	9-21	0-0	9-21	7-15	2-6	0-2	1-5	5-10	3-4	3-5	5
*Feb 19	at Clemson	8-29	5-14	3-15	4-13	4-16	0-0	1-8	4-12	2-7	0-0	6
*Feb 20	vs Florida State	3-24	0-0	3-24	1-5	2-19	0-0	1-8	0-4	0-7	0-0	4
*Feb 20	vs Florida State	13-28	0-0	13-28	8-17	5-11	1-1	4-9	5-12	2-5	3-5	7
*Feb 21	vs Florida State	5-22	0-0	5-22	3-8	2-14	0-0	2-7	3-4	1-6	0-0	3
*Mar 12	at NC State	5-25	0-0	5-25	5-8	0-17	1-1	3-9	4-6	0-7	0-0	2
*Mar 13	at NC State	5-20	0-0	5-20	3-8	2-12	0-1	3-8	1-4	0-5	0-0	6
*Mar 13	at NC State	12-30	4-10	8-20	7-16	5-14	1-5	6-12	7-15	2-6	3-5	6
*Mar 14	at NC State	16-31	3-5	13-26	10-13	6-18	2-2	4-9	6-9	2-5	2-2	3
Mar 17	RADFORD	11-23	3-9	8-14	6-14	5-9	0-1	2-6	4-9	2-4	3-3	4
Mar 17	RADFORD	12-25	1-5	11-20	6-16	6-9	0-2	2-5	3-10	3-5	2-4	6
*Mar 19	PITT	10-20	0-0	10-20	7-15	3-5	3-5	3-5	6-13	3-4	3-4	5
*Mar 20	PITT	7-26	0-0	7-26	2-12	5-14	0-0	0-6	2-6	4-7	2-3	3
*Mar 20	PITT	10-27	0-0	10-27	6-15	4-12	0-1	3-9	4-12	2-6	1-3	6
*Mar 21	PITT	5-24	0-0	5-24	2-14	3-10	0-1	1-7	1-8	4-7	1-1	7
Mar 24	VIRGINIA	10-26	2-3	8-23	4-12	6-14	0-1	1-7	2-6	3-6	2-2	5
*Mar 26	at Louisville	4-26	0-0	4-26	2-16	2-10	0-0	2-9	1-12	4-7	2-5	7
*Mar 27	at Louisville	6-24	0-0	6-24	3-7	3-17	0-0	3-9	3-4	3-7	2-2	2
*Mar 27	at Louisville	5-26	0-0	5-26	1-12	4-14	0-0	0-8	0-6	4-7	1-2	5
*Mar 28	at Louisville	11-27	0-0	11-27	5-16	6-11	0-1	4-12	2-11	2-5	2-2	7
Mar 30	at Virginia	11-34	1-4	10-30	9-25	2-9	1-3	3-11	5-14	3-7	2-3	9
Totals		206-653	27-84	179-569	115-347	91-306	10-31	60-210	78-227	66-152	38-59	137
		.315	.321	.315	.331	.297	.323	.286	.344	.434	.644	





**TEAM GAME-BY-GAME SITUATIONS (PITCHING)**

Date	Opponent	Score	Total h/ab	vs Left	vs Right	With Runners	Bases Empty	With 2-outs	Reach as Leadoff	Gnd Out	Fly Out	ERA
Feb 13	at Kennesaw State	6-0	3-24	3-13	0-11	1-8	2-16	1-8	1-7	1	9	0.00
Feb 13	at Kennesaw State	6-0	3-26	1-14	2-12	0-7	3-19	2-9	1-7	17	2	0.00
Feb 14	at Kennesaw State	4-0	2-24	1-13	1-11	0-6	2-18	0-7	0-7	4	10	0.00
*Feb 18	at Clemson	1-8	7-25	2-5	5-20	6-13	1-12	4-10	2-6	4	8	0.78
*Feb 19	at Clemson	9-0	3-16	1-3	2-13	1-4	2-12	0-4	1-5	10	1	0.66
*Feb 19	at Clemson	4-1	3-22	1-6	2-16	1-11	2-11	1-7	3-7	6	8	0.72
*Feb 20	vs Florida State	1-7	7-32	3-12	4-20	4-15	3-17	1-8	1-7	5	12	1.22
*Feb 20	vs Florida State	9-1	3-18	2-6	1-12	1-6	2-12	0-5	1-5	1	7	1.24
*Feb 21	vs Florida State	6-0	1-21	0-8	1-13	0-7	1-14	0-7	2-7	3	9	1.09
*Mar 12	at NC State	4-2	4-25	2-11	2-14	1-8	3-17	2-9	1-7	4	5	1.18
*Mar 13	at NC State	0-8	9-22	3-11	6-11	4-9	5-13	3-7	3-5	9	2	1.91
*Mar 13	at NC State	12-2	3-19	2-10	1-9	3-11	0-8	1-6	2-6	8	5	1.85
*Mar 14	at NC State	17-4	5-19	3-11	2-8	1-7	4-12	2-7	1-5	2	6	2.08
Mar 17	RADFORD	11-1	5-20	4-6	1-14	2-12	3-8	3-7	3-5	9	1	2.04
Mar 17	RADFORD	9-1	3-18	1-5	2-13	1-12	2-6	1-4	3-6	4	5	2.01
*Mar 19	PITT	9-0	1-16	0-3	1-13	0-2	1-14	0-5	0-5	2	3	1.90
*Mar 20	PITT	3-5	10-28	3-7	7-21	5-15	5-13	4-9	2-7	10	5	2.11
*Mar 20	PITT	5-0	1-23	0-5	1-18	0-6	1-17	0-7	0-7	1	2	1.98
*Mar 21	PITT	2-0	1-23	0-4	1-19	0-8	1-15	0-7	2-7	0	2	1.86
Mar 24	VIRGINIA	7-0	1-22	0-5	1-17	0-7	1-15	1-8	2-7	3	9	1.75
*Mar 26	at Louisville	3-0	3-24	1-10	2-14	0-7	3-17	1-8	1-7	1	4	1.66
*Mar 27	at Louisville	2-0	2-23	0-10	2-13	1-3	1-20	0-7	0-7	2	7	1.58
*Mar 27	at Louisville	2-3	6-23	2-12	4-11	2-10	4-13	1-5	3-6	8	3	1.66
*Mar 28	at Louisville	8-0	1-16	0-7	1-9	0-5	1-11	1-6	0-5	3	5	1.60
Mar 30	at Virginia	9-1	5-27	0-2	5-25	2-14	3-13	1-7	3-7	2	5	1.57
Totals		149-44	92-556	35-199	57-357	36-213	56-343	30-174	38-157	119	135	1.57
			.165	.176	.160	.169	.163	.172	.242			



## OPPONENT GAME-BY-GAME BATTING

Date	Opponent	ab	r	h	rbi	2b	3b	hr	tb	bb	ibb	sb	cs	hbp	sac	sf	gdp	k	po	a	e	lob	avg
Feb 13	at Kennesaw State	24	0	3	0	0	0	0	3	2	0	1	0	0	0	0	0	11	21	4	2	5	.125
Feb 13	at Kennesaw State	26	0	3	0	1	0	0	4	0	0	0	0	0	0	0	0	2	21	13	3	5	.120
Feb 14	at Kennesaw State	24	0	2	0	0	0	0	2	0	0	2	0	0	0	0	0	7	21	9	1	3	.108
*Feb 18	at Clemson	25	8	7	5	1	0	1	11	3	0	2	0	1	0	0	0	5	21	10	1	3	.152
*Feb 19	at Clemson	16	0	3	0	1	0	0	4	0	0	0	0	0	0	0	2	2	12	5	0	1	.157
*Feb 19	at Clemson	22	1	3	1	1	0	0	4	2	0	0	0	2	0	0	1	4	21	3	0	4	.153
*Feb 20	vs Florida State	32	7	7	6	1	0	0	8	1	0	0	0	0	0	0	0	4	21	9	0	5	.166
*Feb 20	vs Florida State	18	1	3	1	1	0	0	4	0	0	0	0	0	0	0	0	7	15	0	0	2	.166
*Feb 21	vs Florida State	21	0	1	0	0	0	0	1	5	0	1	0	1	1	0	0	9	18	8	0	7	.154
*Mar 12	at NC State	25	2	4	2	0	0	1	7	4	0	1	0	0	0	0	0	12	21	9	0	6	.155
*Mar 13	at NC State	22	8	9	8	2	1	3	22	1	0	0	1	1	0	0	0	2	15	5	0	2	.176
*Mar 13	at NC State	19	2	3	2	0	1	0	5	8	0	3	0	0	0	1	0	4	18	5	2	9	.175
*Mar 14	at NC State	19	4	5	4	1	0	2	12	2	0	0	0	1	0	0	0	6	15	4	0	3	.181
Mar 17	RADFORD	20	1	5	1	1	0	0	6	0	0	1	0	1	0	0	1	4	12	3	0	5	.185
Mar 17	RADFORD	18	1	3	1	0	0	1	6	2	0	0	0	1	0	0	1	4	14	3	0	5	.184
*Mar 19	PITT	16	0	1	0	0	0	0	1	0	0	0	0	0	0	0	0	10	12	5	1	1	.179
*Mar 20	PITT	28	5	10	4	0	0	0	10	3	0	2	0	0	0	1	1	4	21	10	2	6	.192
*Mar 20	PITT	23	0	1	0	0	0	0	1	1	0	1	0	1	0	0	0	19	18	8	0	4	.183
*Mar 21	PITT	23	0	1	0	0	0	0	1	2	0	3	0	0	0	0	0	19	18	6	1	4	.176
Mar 24	VIRGINIA	22	0	1	0	0	0	0	1	2	0	1	0	0	0	0	0	9	18	8	1	3	.169
*Mar 26	at Louisville	24	0	3	0	1	0	0	4	1	0	0	0	0	0	0	0	16	21	10	1	4	.167
*Mar 27	at Louisville	23	0	2	0	0	0	0	2	0	0	1	0	1	0	0	0	12	21	11	2	3	.163
*Mar 27	at Louisville	23	3	6	3	0	0	2	12	0	0	0	0	0	1	0	0	6	21	11	1	3	.168
*Mar 28	at Louisville	16	0	1	0	1	0	0	2	1	0	1	1	1	0	0	0	6	15	9	5	3	.164
Mar 30	at Virginia	27	1	5	1	1	0	0	6	2	0	0	1	1	0	0	1	12	21	5	4	8	.165
Totals		556	44	92	39	13	2	10	139	42	0	20	3	12	2	2	7	196	452	173	27	104	.165



**OPPONENT GAME-BY-GAME PITCHING**

Date	Opponent	ip	h	r	er	bb	so	2b	3b	hr	wp	bk	hbp	dp	ibb	score	w-l	sv	era
Feb 13	at Kennesaw State	7.0	8	6	6	4	3	1	0	2	2	0	0	0	0	0-6	0-1	0	6.00
Feb 13	at Kennesaw State	7.0	7	6	5	6	2	2	1	0	1	0	1	1	0	0-6	0-2	0	5.50
Feb 14	at Kennesaw State	7.0	6	4	3	3	3	2	0	0	0	0	0	0	0	0-4	0-3	0	4.67
*Feb 18	at Clemson	7.0	7	1	0	1	6	1	0	0	1	0	0	1	0	8-1	1-3	0	3.50
*Feb 19	at Clemson	4.0	9	9	9	5	3	2	0	2	0	0	0	0	0	0-9	1-4	0	5.03
*Feb 19	at Clemson	7.0	8	4	4	1	2	2	0	1	0	0	1	0	0	1-4	1-5	0	4.85
*Feb 20	vs Florida State	7.0	3	1	1	1	9	0	0	1	0	0	1	0	0	7-1	2-5	0	4.26
*Feb 20	vs Florida State	5.0	13	9	9	3	5	2	0	2	0	0	0	0	0	1-9	2-6	0	5.08
*Feb 21	vs Florida State	6.0	5	6	6	5	5	1	0	2	1	0	0	1	0	0-6	2-7	0	5.28
*Mar 12	at NC State	7.0	5	4	4	4	2	1	0	0	0	0	0	0	0	2-4	2-8	0	5.14
*Mar 13	at NC State	5.0	5	0	0	1	2	0	0	0	0	0	0	0	0	8-0	3-8	0	4.77
*Mar 13	at NC State	6.0	12	12	7	4	1	3	0	1	0	0	0	0	0	2-12	3-9	0	5.04
*Mar 14	at NC State	5.0	16	17	17	3	3	1	0	8	0	0	1	0	0	4-17	3-10	0	6.21
Mar 17	Radford	4.0	11	11	11	4	1	3	1	4	0	0	0	0	0	1-11	3-11	0	6.83
Mar 17	Radford	4.2	12	9	9	3	0	2	0	4	0	0	1	0	0	1-9	3-12	0	7.18
*Mar 19	Pitt	4.0	10	9	9	5	0	2	0	0	0	0	1	1	0	0-9	3-13	0	7.55
*Mar 20	Pitt	7.0	7	3	1	0	5	0	0	0	0	0	0	1	0	5-3	4-13	0	7.09
*Mar 20	Pitt	6.0	10	5	5	0	3	3	0	0	0	0	1	0	0	0-5	4-14	0	7.02
*Mar 21	Pitt	6.0	5	2	2	2	5	0	1	0	0	0	1	0	0	0-2	4-15	0	6.77
Mar 24	Virginia	6.0	10	7	6	2	3	1	1	2	1	0	0	1	0	0-7	4-16	0	6.78
*Mar 26	at Louisville	7.0	4	3	3	3	6	0	0	0	0	0	1	1	0	0-3	4-17	0	6.57
*Mar 27	at Louisville	7.0	6	2	0	0	0	1	0	0	0	0	0	2	0	0-2	4-18	0	6.22
*Mar 27	at Louisville	7.0	5	2	1	1	1	2	0	0	1	0	0	0	0	3-2	5-18	0	5.96
*Mar 28	at Louisville	5.0	11	8	5	2	2	2	0	2	1	0	0	0	0	0-8	5-19	0	5.99
Mar 30	at Virginia	7.0	11	9	6	2	6	3	1	0	1	0	3	0	0	1-9	5-20	0	5.99
Totals		150.2	206	149	129	65	78	37	5	31	9	0	12	9	0	44-149	5-20	0	5.99



### GAME-BY-GAME LEADERS

Opponent	Date	Hits	Runs	BB	RBI	HR	SB	Ks	IP
Kennesaw State [1]	2/13/21	2 - Ritter	1 - (6 players)	3 - Slaw	2 - (2 players)	1 - (2 players)	1 - Fagan	11 - Rochar	7.0 - Rochar
Kennesaw State [2]	2/13/21	3 - Bailey	2 - Fagan	3 - Lawter	4 - Bailey	None	2 - Ritter	2 - Rosenberry	7.0 - Rosenberry
Kennesaw State	2/14/21	2 - Fagan	1 - (4 players)	1 - (3 players)	1 - (3 players)	None	1 - Fagan	7 - Rochar	7.0 - Rochar
Clemson	2/18/21	1 - (7 players)	1 - Ludowig	1 - Milius	1 - Trull	None	None	4 - Rochar	4.0 - Rochar
Clemson [1]	2/19/21	2 - (2 players)	2 - Bailey	1 - (5 players)	4 - Slaw	1 - (2 players)	1 - (2 players)	2 - Rosenberry	5.0 - Rosenberry
Clemson [2]	2/19/21	3 - Brown	2 - Brown	1 - Bennett	2 - Fagan	1 - Chavez	2 - Brown	4 - Rochar	7.0 - Rochar
Florida State [1]	2/20/21	2 - Trull	1 - Chavez	1 - Bennett	1 - Chavez	1 - Chavez	None	3 - Rosenberry	4.0 - Osborne
Florida State [2]	2/20/21	2 - (2 players)	2 - Bailey	1 - (3 players)	3 - Chavez	1 - (2 players)	1 - Brown	7 - Rochar	5.0 - Rochar
Florida State	2/21/21	2 - Fagan	2 - Brown	2 - (2 players)	3 - Fagan	1 - (2 players)	1 - Brown	9 - Rochar	7.0 - Rochar
NC State	3/12/21	1 - (5 players)	1 - (4 players)	1 - (4 players)	2 - Bailey	None	1 - (3 players)	12 - Rochar	7.0 - Rochar
NC State [1]	3/13/21	2 - Fagan	None	1 - Bennett	None	None	None	2 - Rosenberry	4.0 - Rosenberry
NC State [2]	3/13/21	2 - (4 players)	2 - (3 players)	2 - Milius	2 - (5 players)	1 - Bennett	2 - Trull	4 - Rochar	6.0 - Rochar
NC State	3/14/21	3 - (2 players)	4 - Bailey	2 - Ritter	7 - Bennett	3 - Bennett	1 - (3 players)	6 - Rochar	5.0 - Rochar
Radford [1]	3/17/21	2 - (2 players)	2 - (2 players)	1 - (4 players)	2 - (4 players)	1 - (4 players)	1 - Trull	4 - Rosenberry	5.0 - Rosenberry
Radford [2]	3/17/21	3 - Bennett	2 - Bailey	1 - (3 players)	3 - (2 players)	1 - (4 players)	1 - (2 players)	4 - Osborne	5.0 - Osborne
Pitt	3/19/21	2 - (2 players)	2 - (2 players)	1 - (5 players)	2 - (2 players)	None	2 - (2 players)	8 - Rochar	4.0 - Rochar
Pitt [1]	3/20/21	2 - (2 players)	1 - (3 players)	None	1 - (3 players)	None	None	3 - Rosenberry	4.0 - Rosenberry
Pitt [2]	3/20/21	2 - (3 players)	1 - (5 players)	None	2 - Brown	None	2 - (2 players)	19 - Rochar	7.0 - Rochar
Pitt	3/21/21	2 - Fagan	1 - (2 players)	1 - (2 players)	2 - Fagan	None	1 - (2 players)	19 - Rochar	7.0 - Rochar
Virginia	3/24/21	3 - Brown	2 - Ritter	1 - (2 players)	2 - (2 players)	1 - (2 players)	1 - Ritter	9 - Rochar	7.0 - Rochar
Louisville	3/26/21	2 - Ritter	1 - (3 players)	1 - (3 players)	1 - (3 players)	None	2 - Brown	16 - Rochar	7.0 - Rochar
Louisville [1]	3/27/21	3 - Brown	1 - (2 players)	None	1 (2 players)	None	2 - Brown	12 - Rochar	7.0 - Rochar
Louisville [2]	3/27/21	1 - (5 players)	1 - (2 players)	1 - Trull	1 - Bailey	None	None	3 - (2 players)	5.0 - Osborne
Louisville	3/28/21	2 - (3 players)	1 - (8 players)	1 - (2 players)	2 - Davis	1 - (2 players)	None	6 - Rochar	5.0 - Rochar
Virginia	3/30/21	3 - (2 players)	2 - (2 players)	2 - Lawter	3 - Bailey	None	1 - (2 players)	11 - Rochar	6.0 - Rochar

### GAME-BY-GAME STARTERS

Opponent	Date	P	C	1B	2B	3B	SS	LF	CF	RF	DP
Kennesaw State [1]	2/13/21	Rochar	Lawter	Slaw	Greene	Bennett	Fagan	Ritter	Trull	Bailey	Davis
Kennesaw State [2]	2/13/21	Rosenberry	Lawter	Slaw	Greene	Bennett	Fagan	Ritter	Brown	Bailey	Chavez
Kennesaw State	2/14/21	Rochar	Lawter	Slaw	Greene	Bennett	Fagan	Ritter	Brown	Bailey	Davis
Clemson	2/18/21	Rochar	Lawter	Slaw	Greene	Bennett	Fagan	Ritter	Trull	Bailey	Chavez
Clemson [1]	2/19/21	Rosenberry	Lawter	Slaw	Greene	Bennett	Fagan	Brown	Trull	Bailey	Overaitis
Clemson [2]	2/19/21	Rochar	Lawter	Slaw	Greene	Bennett	Fagan	Brown	Trull	Bailey	Chavez
Florida State [1]	2/20/21	Rosenberry	Lawter	Slaw	Greene	Bennett	Fagan	Brown	Trull	Bailey	Chavez
Florida State [2]	2/20/21	Rochar	Lawter	Bailey	Greene	Bennett	Fagan	Brown	Trull	Ritter	Chavez
Florida State	2/21/21	Rochar	Lawter	Bailey	Greene	Bennett	Fagan	Brown	Trull	Ritter	Chavez
NC State	3/12/21	Rochar	Lawter	Bailey	Greene	Bennett	Fagan	Brown	Trull	Ritter	Chavez
NC State [1]	3/13/21	Rosenberry	Lawter	Bailey	Greene	Bennett	Fagan	Brown	Trull	Ritter	Chavez
NC State [2]	3/13/21	Rochar	Lawter	Bailey	Overaitis	Bennett	Fagan	Brown	Trull	Davis	Milius
NC State	3/14/21	Rochar	Milius	Bailey	Overaitis	Bennett	Fagan	Brown	Trull	Davis	Chavez
Radford [1]	3/17/21	Rosenberry	Milius	Bailey	Overaitis	Bennett	Greene	Brown	Trull	Davis	Chavez
Radford [2]	3/17/21	Osborne	Milius	Bailey	Overaitis	Bennett	Greene	Brown	Trull	Ritter	Rountree
Pitt	3/19/21	Rochar	Milius	Bailey	Overaitis	Bennett	Fagan	Brown	Trull	Davis	Chavez
Pitt [1]	3/20/21	Rosenberry	Milius	Bailey	Greene	Bennett	Fagan	Brown	Trull	Overaitis	Davis
Pitt [2]	3/20/21	Rochar	Milius	Bailey	Overaitis	Bennett	Fagan	Brown	Trull	Ritter	Chavez
Pitt	3/21/21	Rochar	Milius	Bailey	Overaitis	Bennett	Fagan	Brown	Trull	Ritter	Chavez
Virginia	3/24/21	Rochar	Lawter	Bailey	Overaitis	Milius	Bennett	Brown	Trull	Ritter	Chavez
Louisville	3/26/21	Rochar	Lawter	Bailey	Overaitis	Milius	Bennett	Brown	Trull	Ritter	Chavez
Louisville [1]	3/27/21	Rochar	Milius	Bailey	Overaitis	Bennett	Greene	Brown	Trull	Ritter	Chavez
Louisville [2]	3/27/21	Osborne	Lawter	Bailey	Overaitis	Bennett	Greene	Brown	Trull	Ritter	Chavez
Louisville	3/28/21	Rochar	Milius	Bailey	Overaitis	Bennett	Greene	Brown	Trull	Ritter	Davis





## Pete D'AMOUR (Duh-more)

- Third season at Virginia Tech
- 2019 ACC Coach of the Year
- 5th as a head coach in Division I
- Led Kennesaw State to its first NCAA Regional appearance
- Went to five super regionals and three Women's CWS at Missouri

## The D'Amour File

### PERSONAL

BORN: Jan. 7, 1980  
 HOMETOWN: Monrovia, Maryland  
 FAMILY: Wife, Anna  
 COACHING RECORD AT VIRGINIA TECH: 88-20 (3rd year)  
 CAREER HEAD COACHING RECORD: 167-57 (.746)

### EDUCATION

Missouri - Bachelor's Degree in General Studies  
 Missouri - Master's Degree in Sports Psychology  
 JOINED TECH STAFF: May 31, 2018  
 YEARS OF COLLEGIATE HEAD COACHING: 5  
 YEARS OF COLLEGIATE COACHING: 14

### COACHING HISTORY

2019- Virginia Tech (Head Coach)  
 2017-18 Kennesaw State (Head Coach)  
 2015-16 Missouri (Associate Head Coach)  
 2009-14 Missouri (Assistant Coach)  
 2007-08 Missouri (Volunteer Assistant Coach)

### PLAYING HISTORY

Played SS and P in men's fastpitch for seven seasons  
 MVP of the 2007 NSA World Series  
 Played baseball at Texas A&M-Corpus Christi & Frostburg State

### POSTSEASON EXPERIENCE

VT 2019 (Regional - Lexington, Ky.)  
 KSU 2018 (Regional - Tallahassee, Fla.)  
 2017 (NISC Semifinals - Lynchburg, Tenn.)  
 Missouri 2016 (Supers - Ann Arbor, Mich.)  
 2015 (Supers - Los Angeles, Calif.)  
 2014 (Regional - Columbia, Mo.)  
 2013 (Supers - Columbia, Mo.)  
 2012 (Supers - Columbia, Mo.)  
 2011 (WCWS - Oklahoma City, Okla.)  
 2010 (WCWS - Oklahoma City, Okla.)  
 2009 (WCWS - Oklahoma City, Okla.)

In his second season leading the Hokies, Coach Pete D'Amour led the team to a 21-4 record and was in first place in the ACC when the season ended. He helped guide the team to an impressive 3-2 record at the St. Pete/Clearwater Elite Invitational against five top-25 opponents, including wins over #14 Minnesota and #17 South Carolina. D'Amour guided the progression of pitcher Keely Rochard, who was one of the nation's top pitchers in 2020, and also helped the Hokies' offense to the highest scoring in the ACC.

Guiding Virginia Tech to one of the biggest turnarounds in NCAA softball history, Pete D'Amour led the Hokies in his first year to a 24-game win improvement in 2019 after posting a 47-11 record, including a 20-4 mark in ACC play.

The 47 wins were the fourth most in school history while the 20 ACC wins were the most in program history. On Tech's way to 20 league wins, it earned an ACC regular-season title and a Coastal Division crown after being picked 10th in the ACC preseason poll. By doing so, it also earned the Hokies their first trip to the NCAA Tournament since 2015, winning two games at the Lexington Regional to pick up their first NCAA win since 2014.

No stranger to success, D'Amour, out of the new 11 Power Five head coaches in 2019, picked up the most wins of the group. The 2019 ACC Coach of the Year earned the nod to mark just Tech's second time winning it, while a school-record five Hokies made an All-ACC first team. Under D'Amour's direction, pitcher Carrie Eberle was named ACC Pitcher of the Year and third baseman Kelsey Bennett was tabbed Freshman of the Year.

He also tutored two Softball America All-Americans in outfielders Emma Strouth and Darby Trull, who both hit over .400 and tallied 60-plus putouts, as well as a school-record seven NFCA All-Region (Mid-Atlantic) selections and a school-record eight VaSID all-staters. D'Amour also was tabbed VaSID Coach of the Year.

Under his watch, Tech became ranked during the season, something that hadn't been done since 2015, and got up to as high as No. 19 in the ESPN.com/USA Softball poll and No. 22 in the USA Today/NFCA poll. The Hokies were ranked for 11 consecutive weeks in the ESPN.com/USA Softball poll, breaking the program record set in 2007 of 10 weeks, and picked up two ranked wins on the year, beating then-No. 8/8 Georgia and then-No. 20/17 JMU.

Tech took big strides at the plate in '19, resetting over 20 individual and team school records, including batting average (.334) and home runs (97), just to name a few. The Hokies led the ACC in batting average and home runs per game (1.67), while also getting it done in the circle with shutouts (22). D'Amour had the Hokies ready to play against in-state rival Virginia in the Commonwealth Clash presented by Virginia529, sweeping the Cavaliers 3-0 and not allowing a runner to touch third base or home plate in the series, a first in program history, for three shutout wins.

D'Amour joined the Hokies after two seasons as the head coach at Kennesaw State, where he led the Owls to a 79-37 record and two postseason appearances. Before taking over the Kennesaw State program in 2017, he earned a reputation as one of the nation's premier recruiters during his 10-year tenure as assistant coach at the University of Missouri, a perennial NCAA tournament participant.

D'Amour coached Kennesaw State to the 2018 Atlantic Sun Conference regular season and tournament championships en route to the program's first NCAA Regional appearance since transitioning to the Division I level in 2006, as the Owls finished the year with a 39-17 record. In his inaugural year as head coach at Kennesaw State in 2017, he guided the Owls to a 40-20 overall record and a berth in the National Invitational Softball Championship.

Kennesaw State went 39-17 and 14-3 in the ASUN in 2018 and earned a No. 3 seed in the Tallahassee Regional. D'Amour was named ASUN Coach of the Year and seven Owls earned ASUN all-conference accolades, including ASUN Pitcher of the Year Alley Cutting and ASUN Freshman of the Year Patricia Awald. Awald was one of 25 finalists up for NFCA National Freshman of the Year.

### RECORD vs. OPPONENTS

Akron	1-0
Army	1-0
Auburn	0-3
Austin Peay	0-1
Belmont	3-0
Bethune-Cookman	1-0
Binghamton	2-0
Boston College	3-0
Bradley	1-0
Bucknell	2-0
Campbell	1-0
Central Michigan	1-0
Charleston Southern	2-0
Charlotte	2-0
Clemson	2-1
Coastal Carolina	1-0
College of Charleston	2-0
Dartmouth	3-0
DePaul	0-2
Detroit Mercy	3-0
Duke	3-0
East Carolina	1-0
East Tennessee State	2-0
Eastern Illinois	1-1
Florida A&M	1-0
Florida Gulf Coast	4-3
Florida State	2-1
Fort Wayne	2-0
George Mason	1-0
George Washington	1-0
Georgia	1-2
Georgia State	7-1
Georgia Tech	3-3
Hofstra	0-1
Illinois	3-1
Iowa	1-1
IUPUI	1-0
Jacksonville	6-2
Jacksonville State	1-2
JMU	1-1
Kennesaw State	3-0
Kentucky	0-2
Lamar	0-1
Liberty	1-2
Lipscomb	6-0
LIU Brooklyn	1-0
Longwood	2-0
Louisville	5-2
Marist	2-0
Michigan State	2-0
Minnesota	1-0
Missouri	0-1
Morehead State	2-1
NC State	7-3
North Carolina	1-2
North Carolina A&T	1-0
North Florida	0-1
Northwestern	1-0
Oklahoma State	0-1
Omaha-Nebraska	1-0
Niagara	1-0
North Florida	5-2
Northern Iowa	0-1
Pitt	6-1
Purdue	4-0
Quinnipiac	0-1
Radford	6-1
Rutgers	0-2
Samford	1-0
South Carolina	1-0
South Carolina State	1-0
Southeast Missouri State	1-0
St. Louis	1-0
Stetson	5-1
Stony Brook	1-0
Tennessee Tech	1-0
Texas State	1-1
UAB	5-0
UConn	2-0
UNC Greensboro	0-1
USC Upstate	5-3
USF	0-1
Virginia	8-0
Weber State	1-0
Wichita State	1-0
WKU	1-0





**JAYME BAILEY** (JAY-me)

Sophomore | 5-5  
U | R/R

Hurricane HS  
Scott Depot, W.Va.

Major: Public Health

2

- 2x Preseason All-ACC
- 2020 VaSID First-Team All-State
- 2019 VaSID Second-Team All-State
- JWOS All-Freshman Team
- Second-Team NFCA All-Region (Mid-Atlantic)
- Schutt Sports/NFCA National Freshman of the Year Top 25
- First-Team All-ACC
- ACC All-Freshmen Team
- 2018-19 ACC Academic Honor Roll

**AT THE PLATE**

- Has started all 25 games, 18 at first base, seven in the outfield.
- Roped a bases-clearing, stand-up triple down the left-field line for three RBIs at Virginia (3/30).
- Hit a solo home run and a double at Louisville (3/28).
- Earned a walk and had five putouts against Virginia (3/24).
- Recorded a hit in every game of the Pitt series.
- Had five RBIs on four hits, including a two-run homer and a triple, in the Radford doubleheader (3/17).
- Went 6 for 12 with six RBIs and six runs scored in the NC State series, including a four run game in the series finale when she also hit her second home run of the year contributing to the Hokies' school record eight home runs.
- Hit her first home run of the season with a three-run blast at Clemson [1] (2/19).
- Started all 25 games in 2020.
- Had her first career multi-homer game at Virginia (3/6/20).
- Set a career high with four RBIs against Bradley (2/22/20).
- Played in 55 games in 2019 and started at first base in 49 of those games and four games at second base.
- Finished with the second-best on-base percentage (.497) and fourth-best batting average (.380) in school history, while her batting average was the highest ever by a freshman.

**SEASON HIGHS**

Hits 3, 2x, last at NC State (3/14/21)  
 Runs 4 at NC State (3/14/21)  
 RBIs 4 at Kennesaw State [2] (2/13/21)  
 HRs 1, 4x, last at Louisville (3/28/21)  
 Walks 1, 6x, last vs. Virginia (3/24/21)  
 Stolen Bases 1 vs. Radford [2] (3/17/21)  
 Hitting Streak 8 games (3/13/21 - 3/21/21)

**CAREER HIGHS**

Hits 3, 4x, last at NC State (3/14/21)  
 Runs 4 at NC State (3/14/21)  
 RBIs 4, 2x, last at Kennesaw State [2] (2/23/21)  
 HRs 2 at Virginia (3/6/20)  
 Walks 2, 4x, last vs. Virginia [1] (4/12/19)  
 Stolen Bases 1, 4x, last vs. Radford [2] (3/17/21)  
 Hitting Streak 11 games (3/10/19 - 3/27/19)

**GAME-BY-GAME STATS**

Date	Opponent	Pos	AB	R	H	BI	2B	3B	HR	BB	SO	CS	HBP	SAC	SF	GDP	K	PO	A	E	Avg	
Feb 13	at Kennesaw State-1	*of	4	0	1	0	0	0	0	0	0	0	0	0	0	0	0	0	0	0	0	.250
Feb 13	at Kennesaw State-2	*of	4	0	3	4	1	1	0	0	0	0	0	0	0	0	0	0	0	0	0	.500
Feb 14	at Kennesaw State	*of	3	1	0	0	0	0	0	1	0	0	0	0	0	0	0	0	0	0	0	.364
Feb 18	at Clemson	*of	4	0	1	0	1	0	0	0	0	0	0	0	0	0	0	0	2	2	0	.333
Feb 19	at Clemson-1	*of	2	2	1	3	0	0	0	1	0	0	0	0	0	0	0	0	0	0	0	.553
Feb 19	at Clemson	*of	4	0	1	1	1	0	0	0	0	0	0	0	0	0	0	0	0	0	0	.333
Feb 20	vs Florida State-1	*of/1b	3	0	0	0	0	0	0	0	0	0	0	0	0	0	0	2	0	0	0	.292
Feb 20	vs Florida State-2	*1b	4	2	2	0	0	0	0	0	0	0	0	0	0	0	1	3	0	0	0	.321
Feb 21	vs Florida State	*1b	3	1	1	1	1	0	0	0	0	0	0	0	0	0	1	5	0	0	0	.323
Mar 12	at NC State	*1b	3	0	1	2	0	0	0	0	0	0	0	0	0	0	0	4	0	0	0	.324
Mar 13	at NC State-1	*1b	3	0	0	0	0	0	0	0	0	0	0	0	0	0	0	8	0	0	0	.396
Mar 13	at NC State-2	*1b	4	2	2	2	1	0	0	0	0	0	0	0	0	0	0	2	0	0	0	.326
Mar 14	at NC State	*1b	3	4	3	2	0	0	1	1	0	0	0	0	0	0	3	0	0	0	0	.372
Mar 17	RADFORD-1	*1b	3	1	2	2	0	1	0	0	0	0	0	0	0	0	6	1	1	0	0	.391
Mar 17	RADFORD-2	*1b	2	2	2	3	0	0	1	1	0	0	0	0	0	0	0	4	0	0	0	.417
Mar 19	PITT	*1b	1	0	1	1	0	0	0	1	0	0	0	0	0	1	0	0	0	0	0	.429
Mar 20	PITT-1	*1b	2	0	1	1	0	0	0	0	0	0	0	0	0	1	0	8	0	0	0	.431
Mar 20	PITT-2	*1b	3	0	1	1	0	0	0	0	0	0	0	0	0	0	2	0	0	0	0	.426
Mar 21	PITT	*1b	3	0	1	0	0	0	0	0	0	0	0	0	0	0	0	0	0	0	1	.429
Mar 24	VIRGINIA	*1b	2	0	0	0	0	0	0	1	0	0	0	0	0	0	0	5	0	0	0	.403
Mar 26	at Louisville	*1b	4	0	1	1	0	0	0	0	0	0	0	0	0	0	1	1	0	0	0	.414
Mar 27	at Louisville-1	*1b	3	0	0	0	0	0	0	0	0	0	0	0	0	0	0	4	1	0	0	.386
Mar 27	at Louisville-2	*1b	2	0	0	1	0	0	0	0	0	0	0	0	0	0	4	1	0	0	0	.373
Mar 28	at Louisville	*1b	4	1	2	1	1	0	1	0	0	0	0	0	0	0	4	0	0	0	0	.380
Mar 30	at Virginia	*1b	4	1	1	3	0	1	0	0	0	0	0	0	0	0	2	0	0	0	0	.373
Totals		25gs	75	17	28	29	7	3	4	6	1	0	0	2	0	3	0	6	76	2	2	.378



**KEELY ROCHARD** (KEY-lee row-SHARD)

Junior | 5-8  
P | R/R

Warhill HS  
Williamsburg, Va.

Major: Sociology

3

- 8x ACC Pitcher of the Week (twice this season; 3/24/21, 3/30/21)
- 5x NFCA DI National Pitcher of the Week (twice this season; 2/23/21, 3/22/21)
- 2x Preseason All-ACC
- 2021 USA Softball Collegiate Player of the Year Watchlist
- 2021 JWOS Preseason First-Team All-American
- 2021 D1 Softball Preseason Second-Team All-American
- Fastpitch News All-America Honorable Mention
- First-Team NFCA All-Region (Mid-Atlantic)
- First-Team All-ACC
- 2x Fastpitch News DI Pitcher of the Week
- USA Softball Collegiate Player of the Week (4/16/19)

**IN THE CIRCLE**

- Has started 17 games in the circle and appeared in 18 contests.
- Tallied 11 strikeouts in 6.0 innings at Virginia (3/30), allowing 4 hits and a run.
- Threw three shutouts at Louisville (3/26-28) and racked up 37 strikeouts, surrendering only eight hits and two runs in 20.0 innings.
- Tossed a one-hit, complete-game shutout against Virginia (3/24) with 9 Ks.
- Struck out a career-high 19 batters in consecutive starts vs. Pitt and totaled 46 Ks in 18.0 innings while allowing just three hits and no runs in her three starts vs. the Panthers.
- Won all three games in the NC State series, throwing three complete games and striking out a then-season-high 12 batters in the first game.
- Was named NFCA Pitcher of the Week for the fourth time in her career after beating Florida State twice and Clemson once in the same weekend (2/23).
- Threw a one-hit complete game shutout in the rubber match vs. No. 13/14 Florida State (2/21) while striking out nine batters to win the series.
- Started 16 games in the circle and led the country in strikeouts (183), wins (15) and shutouts (7) in 2020.
- Finished her fifth-career no-hitter and second of 2020 at Virginia (3/8/20).
- Posted a career-high 15 Ks and allowed just one walk and two earned runs versus Iowa (2/9/20) in her most recent outing.
- Set the school record for winning percentage in 2019 with a .880 clip, going 22-3, while her 11 shutouts were tied for the most by a sophomore.
- Perfect game against No. 20/17 JMU (4/10/19), becoming the first Hokie to do it versus a ranked opponent.
- Threw two no-hitters in consecutive days on Feb. 16-17, becoming only the third player in school history to do it.

**SEASON HIGHS**

Innings (High) 7.0, 9x, last at Louisville [1] (3/27/21)  
 Strikeouts (High) 19, 2x, last vs. Pitt (3/21/21)  
 Hits (Low) (Min. 5 IP) 1, 4x, last at Louisville (3/28/21)  
 Runs (Low) (Min. 5 IP) 0, 9x, last at Louisville (3/28/21)  
 Earned Runs (Low) (Min. 5 IP) 0, 9x, last at Louisville (3/28/21)  
 Walks (Low) (Min. 5 IP) 0, 3x, last at Louisville [1] (3/27/21)  
 Number of Pitches (High) 141 at NC State (3/12/21)

**CAREER HIGHS**

Innings 7.1 vs. Iowa (2/9/20)  
 Strikeouts 19, 2x, last vs. Pitt (3/21/21)  
 Hits (Low) (Min. 5 IP) 0, 5x, last at Louisville (3/8/20)  
 Runs (Low) (Min. 5 IP) 0, 28x, last at Louisville (3/28/21)  
 Earned Runs (Low) (Min. 5 IP) 0, 30x, last at Louisville (3/28/21)  
 Walks (Low) (Min. 5 IP) 0, 16x, last at Louisville [1] (3/27/21)  
 Number of Pitches (High) 175 vs. No. 18/17 South Carolina (2/14/20)

**GAME-BY-GAME STATS**

Date	Opponent	GS	IP	H	R	ER	BB	SO	2B	3B	HR	WP	BK	HBP	IBB	Score	W-L	Sv	ERA	NP	
Feb 13	at Kennesaw State-1	*	7.0	2	0	0	0	7	0	0	0	0	0	0	0	0-0	0	0	0.00	112	
Feb 14	at Kennesaw State	*	7.0	2	0	0	0	7	0	0	0	0	0	0	0	0-0	0	0	0.00	86	
Feb 18	at Clemson	*	4.0	6	6	1	0	4	0	0	1	0	0	1	0	1-8	2-1	0	0.39	58	
Feb 19	at Clemson	*	7.0	3	1	1	2	4	1	0	0	0	0	0	0	2-0	4-1	3	0.56	95	
Feb 20	vs Florida State-2	*	5.0	3	1	1	0	7	1	0	0	0	0	0	0	0-1	0	0	0.70	74	
Feb 21	vs Florida State	*	7.0	1	0	0	0	5	9	0	0	0	0	1	0	6-0	5-1	0	0.57	120	
Mar 12	at NC State	*	7.0	4	2	2	4	12	0	0	1	0	0	0	0	4-2	6-1	0	0.90	141	
Mar 13	at NC State-2	*	6.0	3	2	1	8	4	0	1	1	0	0	0	0	12-2	7-1	0	0.84	131	
Mar 14	at NC State	*	5.0	5	4	4	2	6	1	0	2	0	0	0	1	17-4	8-1	0	1.27	95	
Mar 19	PITT	*	4.0	1	0	0	0	8	0	0	0	0	0	0	0	9-0	9-0	0	1.19	61	
Mar 20	PITT-2	*	7.0	1	0	0	1	19	0	0	0	0	0	0	0	10-0	10-1	0	1.06	110	
Mar 21	PITT	*	7.0	1	0	0	2	19	0	0	0	0	0	0	0	2-0	11-1	0	0.96	103	
Mar 24	VIRGINIA	*	7.0	1	0	0	2	9	0	0	0	0	0	0	0	7-0	12-1	0	0.88	113	
Mar 26	at Louisville	*	7.0	3	0	0	0	16	1	0	0	0	0	0	0	3-0	13-1	0	0.90	122	
Mar 27	at Louisville-1	*	7.0	2	0	0	0	12	0	0	0	0	0	0	1	2-0	14-1	0	0.74	101	
Mar 27	at Louisville-2	*	1.0	2	2	2	0	3	0	0	1	0	0	0	0	2-3	14-2	0	0.88	19	
Mar 28	at Louisville	*	5.0	1	0	0	1	6	1	0	0	0	0	1	0	8-0	15-2	0	0.84	71	
Mar 30	at Virginia	*	6.0	4	1	1	11	1	0	0	0	0	0	0	1	9-1	16-2	0	0.86	107	
Totals			17	106.0	46	19	13	31	167	6	1	0	4	0	9	0	110-22	16-2	0	0.88	-



## DARBY TRULL

Junior | 5-3  
OF | L/L

Nation Ford HS  
Fort Mill, S.C.

Major: Consumer Studies

# 4

**2020 Preseason All-ACC**  
**2019 VaSID First-Team All-State**  
**Softball America Honorable Mention All-America**  
**First-Team NFCA All-Region (Mid-Atlantic)**  
**College Sports Madness ACC Player of the Week (2/18/19)**  
**2018-19 ACC Academic Honor Roll**

### AT THE PLATE

- Has appeared in 24 games, starting 23 in the outfield.
  - Hit a double at Louisville (3/28) and threw out a runner at the plate from center (3/27).
  - Made three catches in the outfield against Virginia (3/24).
  - Knocked in a run in three of the four games vs. Pitt.
  - Had two RBIs off three hits, including two doubles, in the Radford double-header (3/17).
  - Stole a career-high two bases in Game 2 of NC State doubleheader (3/13).
  - Had her first multi-hit games of the season in Game 1 vs. No. 13/14 Florida State (2/20) and was the only Hokie with multiple hits in that game.
  - Started the first game of the 2021 season at center field (2/13) and scored a run as a pinch runner in the third game of the Kennesaw State series (2/14).
  - Had her third career four-hit game, including her third double of the year, an RBI and scored two runs versus Army (2/21/20).
  - Hit a double versus Iowa (2/7/20) in the season opener.
- Played in 55 games, drawing 54 starts in center field.
- Posted the second-best batting average (.406) in school history and the highest ever by a sophomore, while her slugging percentage (.642) ranks fourth all-time at Tech.
  - Racked up five hits, including three doubles, at the Lexington Regional (5/17-19), and made four putouts vs. Illinois (5/18).

### SEASON HIGHS

Hits 2, 5x, last vs. Pitt [1] (3/20/21)  
 Runs 1, 8x, last vs. Pitt (3/19/21)  
 RBIs 2 at NC State [2] (3/13/21)  
 HRs  
 Walks 1, 4x, last vs. Pitt (3/19/21)  
 Stolen Bases 2 at NC State [2] (3/13/21)  
 Hitting Streak 8 games (3/13/21 - 3/20/21)

### CAREER HIGHS

Hits 4, 3x, last vs. Army (2/21/20)  
 Runs 3 vs. UAB (3/2/19)  
 RBIs 3, 5x, last at Charlotte (4/17/19)  
 HRs 1, 7x, last vs. North Carolina (4/21/19)  
 Walks 3 vs. Lamar (2/8/18)  
 Stolen Bases 2 at NC State [2] (3/13/21)  
 Hitting Streak 9 games (2/9/19 - 2/23/19)

### GAME-BY-GAME STATS

Date	Opponent	Pos	AB	R	H	RBI	2B	3B	HR	BB	SB	CS	HBP	SAC	SF	GDP	K	PO	A	E	Avg
Feb 13	at Kennesaw State-1	*of	4	0	0	0	0	0	0	0	0	0	0	0	0	0	0	0	0	0	0.000
Feb 14	at Kennesaw State	pr	0	0	0	0	0	0	0	0	0	0	0	0	0	0	0	0	0	0	0.000
Feb 18	at Clemson	*of	2	0	1	1	0	0	0	0	0	0	0	0	0	0	0	2	1	1	.167
Feb 19	at Clemson-1	*of	2	1	0	0	0	0	0	0	0	0	0	0	0	0	0	0	0	0	.125
Feb 19	at Clemson	*of	3	0	1	0	1	0	0	0	0	0	0	0	0	0	0	0	0	0	.182
Feb 20	vs Florida State-1	*of	3	0	2	0	0	0	0	0	0	0	0	0	0	0	0	3	0	0	.286
Feb 20	vs Florida State-2	*of	2	1	1	0	0	0	0	0	0	0	0	0	0	0	0	0	0	0	.312
Feb 21	vs Florida State	*of	2	0	1	1	0	0	0	0	0	0	0	0	0	0	0	0	0	0	.316
Mar 12	at NC State	*of	3	0	0	0	0	0	0	0	0	0	0	0	0	0	0	1	0	0	.273
Mar 13	at NC State-1	*of	0	1	0	0	0	0	0	0	0	0	0	0	0	0	0	0	0	0	.292
Mar 13	at NC State-2	*of	3	1	2	2	0	0	0	2	0	0	0	0	0	0	0	3	1	0	.333
Mar 14	at NC State	*of	3	0	2	0	1	0	0	0	0	0	0	0	0	0	0	0	0	0	.367
Mar 17	RADFORD-1	*of	2	1	1	1	1	0	0	1	1	0	0	0	0	0	0	0	0	0	.375
Mar 17	RADFORD-2	*of	3	1	2	1	1	0	0	0	0	0	0	0	0	0	0	2	0	1	.400
Mar 19	PITT	*of	3	1	1	1	0	0	0	0	0	0	0	0	0	0	0	1	0	0	.405
Mar 20	PITT-1	*of	3	0	2	1	0	0	0	0	0	0	0	0	0	0	0	0	0	1	.425
Mar 20	PITT-2	*of	3	0	1	1	0	0	0	0	0	0	0	0	0	0	0	0	0	0	.419
Mar 21	PITT	*of	3	0	0	0	0	0	0	0	0	0	0	0	0	0	0	0	0	0	.391
Mar 24	VIRGINIA	*of	3	0	0	0	0	0	0	0	0	0	0	0	0	0	0	0	3	0	.367
Mar 26	at Louisville	*of	4	0	0	1	0	0	0	0	0	0	0	0	0	0	0	0	1	0	.340
Mar 27	at Louisville-1	*of	3	0	1	0	0	0	0	0	0	0	0	0	0	0	0	0	0	0	.339
Mar 27	at Louisville-2	*of	0	0	0	0	0	0	0	1	0	0	0	0	0	0	0	2	1	0	.328
Mar 28	at Louisville	*of	3	0	1	0	1	0	0	0	0	0	0	0	0	0	0	0	1	0	.328
Mar 30	at Virginia	*of	4	0	0	0	0	0	0	0	0	0	0	0	0	0	3	2	0	0	.308
Totals			239	65	8	20	10	5	0	5	3	0	0	0	0	0	0	5	20	4	.2



## JENNA PEARSON

Freshman | 5-8  
U | R/R

North Stafford HS  
North Stafford, Va.

Major: Science Undeclared

# 5

### AT THE PLATE


- Has not appeared this season.
- Four-year letterwinner at North Stafford High School.
- Played travel ball for Virginia Glory and was coached by Suzy Willemssen and Kevin Bednoski.
- Earned all-area and all-conference honors.
- Led her high school team in batting average and hits her junior year.
- Led Virginia Glory to a ninth-place finish at the 2019 TCS/USA Nationals.

### SEASON/CAREER HIGHS

Hits  
 Runs  
 RBIs  
 HRs  
 Walks  
 Stolen Bases  
 Hitting Streak

### GAME-BY-GAME STATS





**KEARA NAPOLI** (KEER-UH)

Junior | 5-6  
P | R/R

Cambridge HS / Georgia  
Alpharetta, Ga.

Masters: Marketing

7



**KELSEY BENNETT**

Sophomore | 5-5  
IF | R/R

Buford HS  
Jefferson, Ga.

Major: Public Relations

8

**2018-19 ACC Academic Honor Roll**  
**2017-18 SEC Academic Honor Roll**

**IN THE CIRCLE**

- Has not appeared in 2021.
- Pitched in four games in 2019.
- Came in the final inning versus Binghamton (3/19), allowing two hits and earning her first strikeout of the season to preserve the shutout win.
- Pitched in one inning against UAB (3/2).
- Came in the final inning at Radford (2/27), getting three outs and allowing only one hit to preserve the shutout.
- Debut as a Hokie came in the seventh inning vs. Purdue (2/9).
- Pitched in 8.1 innings in Athens, fanning three batters and only allowing two earned runs.
- Led Cambridge High School to a 102-19 record with a career 1.04 ERA and 908 strikeouts.
- Guided the Bears to a GHSA state championship in 2016. Georgia's Gatorade Player of the Year.
- Won the Atlanta Journal Constitution (AJC) Player of the Year.
- Played on the 2016 USA Elite Select All-America Team.
- Played travel ball with the Ohana Tigers and Atlanta Vipers.
- Father, Joseph, was a body builder.
- Mother, Kerrie, competes in CrossFit Games and is currently ranked No. 43 in the world.

**SEASON HIGHS**

Innings (High)  
Strikeouts (High)  
Hits (Low) (Min. 1 IP)  
Runs (Low) (Min. 1 IP)  
Earned Runs (Low) (Min. 1 IP)  
Walks (Low) (Min. 1 IP)  
Number of Pitches (High):

**CAREER HIGHS**

Innings (High) 2.0 at Kentucky (4/21/18)  
Strikeouts (High) 2 vs. Alabama (4/29/18)  
Hits (Low) (Min. 1 IP) 0 at USC Upstate (4/18/18)  
Runs (Low) (Min. 1 IP) 0, 6x, last vs. Binghamton [1] (3/19/19)  
Earned Runs (Low) (Min. 1 IP) 0, 6x, last vs. BING [1] (3/19/19)  
Walks (Low) (Min. 1 IP) 0, 6x, last vs. Binghamton [1] (3/19/19)  
Number of Pitches (High): 27 at Northwestern (5/19/18)

**GAME-BY-GAME STATS**

- 2x Preseason All-ACC
- 2021 Softball America Top 100 Players
- 2019 VaSID Rookie of the Year
- 2x VaSID First-Team All-State
- JWOS All-Freshman Team
- Schutt Sports/NFCA National Freshman of the Year Top 10
- ACC Freshman of the Year
- First-Team All-ACC
- ACC All-Freshman Team
- 2x ACC Co-Player of the Week (3/5/19) & (4/2/19)

**AT THE PLATE**

- Has started all 25 games, with 23 at third base and two at shortstop.
- Hit an RBI single to left at Virginia (3/30).
- Hit a double at Louisville (3/27) in the second game of a doubleheader.
- Made her first start at shortstop this season, with doing so against Virginia (3/24) and hit a triple down the right-field line.
- Hit two home runs in the Radford doubleheader and tied her career-high with three hits in Game 2 (3/17).
- Set a school record with three home runs in Game 4 at NC State (3/14) and was just one RBI short (7) of tying the school record of eight RBIs.
- Hit a two-run homer in the Game 2 win vs. No. 13/14 Florida State (2/20/21).
- Started all 25 games in 2020.
- Had a career game at George Mason (3/11/20) with two home runs, three runs scored and a stolen base.
- Had a career game versus North Carolina A&T (2/22), knocking in five runs on a home run and triple and scored two runs.
- Started all 58 games at third base and was one of only three Power Five third basemen to start every game at third.
- Broke the school record for slugging percentage (.725) and was the second Hokie to be named ACC Freshman of the Year.
- Also set the freshman program record for home runs (14), slugging percentage (.725) and total bases (116).

**SEASON HIGHS**

Hits 3, 2x, last vs. Radford [2] (3/17/21)  
Runs 3 at NC State (3/14/21)  
RBIs 7 at NC State (3/14/21)  
HRs 3 at NC State (3/14/21)  
Walks 2 vs. No. 13/14 Florida State (2/21/21)  
Stolen Bases  
Hitting Streak 4 games (3/13/21 - 3/17/21)

**CAREER HIGHS**

Hits 3, 5x, last vs. Radford [2] (3/17/21)  
Runs 3, 4x, last at NC State (3/14/21)  
RBIs 7 at NC State (3/14/21)  
HRs 3 at NC State (3/14/21)  
Walks 3 at Pitt (3/23/19)  
Stolen Bases 1, 2x, last at George Mason (3/11/20)  
Hitting Streak 8 games (3/20/19 - 3/31/19)

**GAME-BY-GAME STATS**

Date	Opponent	Pos	AB	R	H	RBI	2B	3B	HR	BB	SB	CS	HBP	SAC	SF	GDP	K	PO	A	E	Avg
Feb 13	at Kennesaw State-1	*3b	4	0	1	0	0	0	0	0	0	0	0	0	0	0	0	0	6	0	0.250
Feb 13	at Kennesaw State-2	*3b	4	0	0	0	0	0	0	0	0	0	0	0	0	0	0	0	6	0	0.125
Feb 14	at Kennesaw State	*3b	3	1	1	1	0	0	0	0	0	0	0	0	0	0	0	1	1	0	0.182
Feb 18	at Clemson	*3b	3	0	1	0	0	0	0	0	0	0	0	0	0	0	0	0	3	0	0.214
Feb 19	at Clemson-1	*3b	2	1	2	0	1	0	0	1	0	0	0	0	0	0	0	0	1	0	0.312
Feb 19	at Clemson	*3b	1	0	0	0	0	0	0	1	0	0	0	0	0	0	0	1	0	0	0.294
Feb 20	vs Florida State-1	*3b	2	0	0	0	0	0	0	1	0	0	0	0	0	0	0	0	1	0	0.263
Feb 20	vs Florida State-2	*3b	3	1	1	2	0	0	1	0	0	0	0	0	0	0	0	0	0	0	0.273
Feb 21	vs Florida State	*3b	1	0	0	0	0	0	0	2	0	0	0	0	0	0	0	3	0	0	0.261
Mar 12	at NC State	*3b	3	0	1	0	0	0	0	1	0	0	0	0	0	0	0	1	1	0	0.269
Mar 13	at NC State-1	*3b	1	0	0	0	0	0	0	0	0	0	0	0	0	0	0	0	1	0	0.258
Mar 13	at NC State-2	*3b	4	2	2	2	0	0	1	0	0	0	0	0	0	0	0	1	2	0	0.290
Mar 14	at NC State	*3b	3	3	3	7	0	0	3	0	0	0	1	0	0	0	0	1	0	0	0.353
Mar 17	RADFORD-1	*3b	2	1	1	2	0	0	1	1	0	0	0	0	0	0	0	0	1	2	0.361
Mar 17	RADFORD-2	*3b	3	1	3	3	1	0	1	0	0	0	0	0	0	0	0	0	0	2	0.410
Mar 19	PITT	*3b	1	1	0	0	0	0	0	1	0	0	0	1	0	0	0	0	0	1	0.400
Mar 20	PITT-1	*3b	3	0	1	0	0	0	0	0	0	0	0	0	0	0	0	2	3	0	0.395
Mar 20	PITT-2	*3b	3	0	0	0	0	0	0	0	0	0	0	0	0	0	0	0	1	0	0.370
Mar 21	PITT	*3b	3	0	0	0	0	0	0	0	0	0	0	0	0	0	0	1	1	0	0.347
Mar 24	VIRGINIA	*ss	3	0	1	0	0	1	0	0	0	0	0	0	0	0	0	1	0	0	0.346
Mar 26	at Louisville	*ss	3	0	0	0	0	0	0	0	0	0	0	0	0	0	0	0	1	0	0.327
Mar 27	at Louisville-1	*3b	3	0	0	0	0	0	0	0	0	0	0	0	0	0	0	3	0	0	0.310
Mar 27	at Louisville-2	*3b	3	0	1	0	1	0	0	0	0	0	0	0	0	0	0	0	1	1	0.311
Mar 28	at Louisville	*3b	2	0	0	1	0	0	0	0	0	0	0	0	0	0	0	0	0	0	0.302
Mar 30	at Virginia	*3b	4	0	1	0	0	0	0	0	0	0	0	0	0	0	0	0	0	0	0.288
Totals		25gs	67	11	20	19	4	1	7	8	0	0	3	0	1	0	7	19	27	3	0.298







## MACKENZIE OSBORNE

Freshman | 5-9  
P | R/R

Richlands HS  
Richlands, Va.

Major: Biological Sciences

# 10

### IN THE CIRCLE

- Has appeared in eight games, starting two in the circle.
- Came in as relief at Virginia (3/30) in the top of the seventh, striking out one and allowing one hit and no runs in 1.0 innings of work.
- Made her first start in the circle in an ACC game and was solid, striking out three in 5.0 innings of work at Louisville (3/27) and only allowing one run and four hits with zero walks.
- Appeared in relief in two games vs. Pitt, throwing 4.0 innings and allowing just one run off one hit.
- Started her first career game in Game 2 vs. Radford (3/17), throwing a complete game and allowing just one run.
- Threw four innings vs. No. 13/14 Florida State and allowed just one hit, one walk and no runs to the Seminoles (2/20)
- Made her first career appearance at Clemson (2/18), retiring all three batters faced.
- Four-year letterwinner.
- Coached by Ronnie Davis at Richlands High School.
- Played travel ball for Storm, Lady Hornets and was coached by Brandon Smith.
- Three-time first-team Region D Pitcher and Player of the year.
- Three-time first-team all-southwest district team.
- Three-time first-team all-state pitcher.
- Two-time Virginia player of the year.
- Three-time Bristol Herald Courier all-area team.
- Two-time Bristol Herald Courier player of the year.
- Led Richlands to two state title appearances and a 2019 state title.
- Threw a perfect game in six innings with 18 strikeouts.
- Has racked up over 750 strikeouts in her prep career

### SEASON HIGHS

Innings (High)	5.0, 2x, last at Louisville [2] (3/27/21)
Strikeouts (High)	4 vs. Radford [2] (3/17/21)
Hits (Low) (Min. 5 IP)	3 vs. Radford [2] (3/17/21)
Runs (Low) (Min. 5 IP)	1, 2x, last at Louisville [2] (3/27/21)
Earned Runs (Low) (Min. 5 IP)	1, 2x, last at Louisville [2] (3/27/21)
Walks (Low) (Min. 5 IP)	0 at Louisville [2] (3/27/21)
Number of Pitches (High)	62 vs. Radford [2] (3/17/21)

### GAME-BY-GAME STATS

Date	Opponent	GS	IP	H	R	ER	BB	SO	2B	3B	HR	WP	BK	HBP	IBB	Score	W-L	Sv	ERA	NP
Feb 18	at Clemson	1.0	0.0	0	0	0	0	1	0	0	0	0	0	0	0	1-8	0-0	0	0.00	14
Feb 20	vs Florida State-1	4.0	1.0	0	0	1	1	0	0	0	0	0	0	0	0	1-7	0-0	0	0.00	55
Mar 13	at NC State-1	0.2	4.4	4	4	1	0	0	2	0	0	0	0	0	0	0-8	0-0	0	4.94	17
Mar 17	RADFORD-2	5.0	3.1	1	2	4	0	0	0	1	0	0	0	1	0	9-1	1-0	0	3.28	62
Mar 19	PITT	1.0	0.0	0	0	2	0	0	0	0	0	0	0	0	0	9-0	1-0	0	3.00	16
Mar 20	PITT-1	3.0	1.1	1	3	1	0	0	0	0	0	0	0	0	0	3-5	1-0	0	2.86	54
Mar 27	at Louisville-2	5.0	4.1	1	1	0	3	0	0	1	0	0	0	0	0	2-3	1-0	0	2.49	51
Mar 30	at Virginia	1.0	1.0	0	0	1	1	0	0	0	0	0	0	0	0	9-1	1-0	0	2.37	20
Totals		2	20.2	14	7	7	8	13	0	0	4	0	0	1	0	34-33	1-0	0	2.37	-



## CANA DAVIS

Junior | 5-9  
OF | R/R

Turner Ashby HS  
Harrisonburg, Va.

Major: Multimedia Journalism

# 11

### AT THE PLATE

- Has appeared in 16 games, starting nine with four in the outfield and five as the designated player.
- Double to center on a full count at Virginia (3/30).
- Posted a multi-hit game at Louisville (3/28), hitting a two-run home one and earning a single, while reaching base again on a walk.
- Came in as a pinch hitter and roped a single to left against Virginia (3/24).
- Crushed her second homer of the year in Game 1 vs. Radford (3/17).
- Hit her second career home run and contributed to the Hokies' school record eight home runs in Game 4 of the NC State series (3/14).
- Doubled down the left field line to drive in Tech's first run of the season in the first game of the Kennesaw State doubleheader (2/13).
- Missed 2020 due to injury.
- Played in 25 games in 2019, starting 13 of them with five in the outfield and eight as the designated player.
- Hit the first home run of her career at Boston College (4/28), a three-run shot to center, following her double to right center.
- Pinch hit and ripped a double versus Radford (3/27).
- Tallied one hit and scored one run at Pitt (3/23).
- Was hit by a pitch and scored a run versus Binghamton (3/19).
- Earned a walk in the second matchup with UAB (3/3).
- Registered 25 starts in 34 games played in 2018.
- Ranked second on the team with a .250 batting average in ACC play.

### SEASON HIGHS

Hits	2, 2x, last at Louisville (3/28/21)
Runs	2 at NC State (3/14/21)
RBIs	2, 2x, last vs. Pitt (3/19/21)
HRs	1, 3x, last at Louisville (3/28/21)
Walks	1, 2x, last at Louisville (3/28/21)
Stolen Bases	
Hitting Streak	4 games (3/13/21 - 3/19/21)

### CAREER HIGHS

Hits	2, 7x, last at NC State (3/14/21)
Runs	2 at NC State (3/14/21)
RBIs	3 at Boston College (4/28/19)
HRs	1, 4x, last at Louisville (3/28/21)
Walks	2 vs. Florida A&M (2/9/18)
Stolen Bases	
Hitting Streak	4 games, 3x, last (3/13/21 - 3/19/21)

### GAME-BY-GAME STATS

Date	Opponent	Pos	AB	R	H	RBI	2B	3B	HR	BB	SB	CS	HBP	SAC	SF	GDP	K	PO	A	E	Avg
Feb 13	at Kennesaw State-1	*dh	4	0	1	1	0	0	0	0	0	0	0	0	0	0	1	0	0	0	.250
Feb 13	at Kennesaw State-2	ph	1	0	0	0	0	0	0	0	0	0	0	0	0	0	0	0	0	0	.200
Feb 14	at Kennesaw State	*dh	4	0	1	0	0	0	0	0	0	0	0	0	0	0	1	0	0	0	.222
Feb 18	at Clemson	ph	1	0	0	0	0	0	0	0	0	0	0	0	0	0	0	0	0	0	.200
Feb 19	at Clemson-1	ph	1	0	0	0	0	0	0	0	0	0	0	0	0	0	0	0	0	0	.182
Feb 20	vs Florida State-2	ph	1	0	1	0	0	0	0	0	0	0	0	0	0	0	0	0	0	0	.350
Feb 21	vs Florida State	dh	1	0	0	0	0	0	0	0	0	0	0	0	0	0	0	0	0	0	.231
Mar 13	at NC State-2	*of/dh	3	1	1	0	0	0	1	0	0	0	0	0	0	0	0	0	0	0	.250
Mar 14	at NC State	*of/dh	4	2	2	2	0	0	1	0	0	0	0	0	0	0	0	0	0	0	.300
Mar 17	RADFORD-1	*of	3	1	1	1	0	0	1	0	0	0	0	0	0	0	1	1	0	0	.304
Mar 19	PITT	*of	1	0	1	2	0	0	0	0	0	0	0	0	0	0	0	0	0	0	.333
Mar 20	PITT-1	*dh	3	0	0	0	0	0	0	0	0	0	0	0	0	0	1	2	0	0	.286
Mar 24	VIRGINIA	ph	1	0	1	0	0	0	0	0	0	0	0	0	0	0	0	0	0	0	.321
Mar 26	at Louisville	ph	1	0	0	0	0	0	0	0	0	0	0	0	0	0	1	0	0	0	.310
Mar 28	at Louisville	*dh	2	1	2	2	0	0	1	1	0	0	0	0	0	0	0	0	0	0	.355
Mar 30	at Virginia	*dh	4	0	1	0	1	0	0	0	0	0	0	0	0	0	1	0	0	0	.343
Totals			9gs	35	5	12	8	2	0	3	2	0	0	0	0	0	1	8	1	0	.343





## ALEXA MILIUS

Sophomore  
U | R/R

Thomaston HS / Central Connecticut St.  
Thomaston, Conn.

Major: Criminology

# 12

### AT THE PLATE

- Has appeared in 18 games this season, starting 12 with nine at catcher, two at third and one as the designated player.
- Tallied two hits in the series at Louisville (3/26-28).
- In her first-ever start at third base as a Hokie, put together three assists, one putout and no errors against Virginia (3/24).
- Had a hit in both games of the Radford doubleheader, including her second homer of the year, and scored a season-high two runs in Game 1 (3/17).
- Hit the first Hokie grand slam since March 23, 2019 for her second career home run and contributed to the Hokies' school record eight home runs (3/14).
- Scored a run as a pinch runner in her first appearance as a Hokie in the second game vs. Kennesaw State (2/13).
- Did not appear for the Blue Devils in their four games of 2020 prior to the season being cancelled due to COVID-19.
- Appeared in 34 games as a freshman.
- Had a .374 batting average with 18 runs batted in.
- Selected to the All-NEC Rookie Team.
- Four-year letterwinner.
- All-time hits leader at Thomaston.

### SEASON HIGHS

Hits 2 at NC State (3/14/21)  
 Runs 2 vs. Radford [1] (3/17/21)  
 RBIs 4 at NC State (3/14/21)  
 HRs 1, 2x, last vs. Radford [1] (3/17/21)  
 Walks 2 at NC State [2] (3/13/21)  
 Stolen Bases  
 Hitting Streak 4 games (3/14/21 - 3/19/21)

### CAREER HIGHS

Hits 3, 3x, last at Wagner [1] (4/28/19)  
 Runs 3 vs. Rider [2] (3/24/19)  
 RBIs 4 at NC State (3/14/21)  
 HRs 1, 3x, last vs. Radford [1] (3/17/21)  
 Walks 2, 2x, last at NC State [2] (3/13/21)  
 Stolen Bases 1, 2x, last vs. Rider [2] (3/24/19)  
 Hitting Streak 14 games (3/14/19 - 4/4/19)

### GAME-BY-GAME STATS

Date	Opponent	Pos	AB	R	H	RBI	2B	3B	HR	BB	SB	CS	HBP	SAC	SF	GDP	K	PO	A	E	Avg	
Feb 13	at Kennesaw State-2	pr	0	1	0	0	0	0	0	0	0	0	0	0	0	0	0	0	0	0	0	.000
Feb 14	at Kennesaw State	ph	1	0	0	0	0	0	0	0	0	0	0	0	0	0	0	0	0	0	0	.000
Feb 18	at Clemson	ph	0	0	0	0	0	0	0	1	0	0	0	0	0	0	0	0	0	0	0	.000
Feb 20	vs Florida State-1	c	1	0	0	0	0	0	0	0	0	0	0	0	0	0	0	0	2	0	0	.000
Feb 20	vs Florida State-2	dh	1	0	0	0	0	0	0	0	0	0	0	0	0	0	0	0	1	0	0	.000
Mar 13	at NC State-2	*dh/c	2	0	0	0	0	0	0	2	0	0	0	0	0	0	0	0	3	0	0	.000
Mar 14	at NC State	*c	3	1	2	4	0	0	1	0	0	0	0	0	0	0	0	6	0	0	.250	
Mar 17	RADFORD-1	*c	1	2	1	1	0	0	1	0	0	0	0	0	0	0	0	0	4	0	0	.333
Mar 17	RADFORD-2	*c	3	1	1	0	0	0	0	0	0	0	0	0	0	0	0	4	0	0	.333	
Mar 19	PITT	*c	2	0	1	2	1	0	0	1	0	0	0	0	0	0	0	8	0	0	.357	
Mar 20	PITT-1	*c	3	0	0	0	0	0	0	0	0	0	0	0	0	0	0	5	0	0	.294	
Mar 20	PITT-2	*c	3	1	1	0	0	0	0	0	0	0	0	0	0	0	0	1	18	0	.300	
Mar 21	PITT	*c	2	0	0	0	0	0	0	1	0	0	0	0	0	0	0	1	19	0	.273	
Mar 24	VIRGINIA	*3b	3	0	0	0	0	0	0	0	0	0	0	0	0	0	0	1	3	0	.240	
Mar 26	at Louisville	*3b	3	0	1	0	0	0	0	0	0	0	0	0	0	0	0	1	0	0	.250	
Mar 27	at Louisville-1	*c	3	0	1	0	0	0	1	0	0	0	0	0	0	0	0	10	0	0	.258	
Mar 27	at Louisville-2	*ph	1	0	0	0	0	0	0	0	0	0	0	0	0	0	0	0	0	0	.250	
Mar 28	at Louisville	*c	2	0	0	0	0	0	0	0	0	0	0	0	0	0	1	3	1	0	.235	
Totals		12gs	34	6	8	7	1	0	2	6	0	0	0	0	0	0	1	5	83	4	1	.235



## EMMA YATES

Freshman | 5-6  
C | R/R

South County HS  
Fairfax Station, Va.

Major: Criminology

# 15

### AT THE PLATE

- Made her collegiate debut as a pinch runner in Game 2 vs. Radford (3/17).
- Missed 2020 due to injury.
- Three-year letterwinner.
- Coached by Gary Dillow at South County HS.
- Played travel ball for Williamsburg Starz.
- Two-time all-conference.
- Two-time all-state.
- Second-team All-Met.
- Led the Stallions to two conference championships.
- Chose the Hokies over George Mason and Christopher Newport.
- Hopes to be a technical analyst for the FBI.

### SEASON/CAREER HIGHS

Hits  
 Runs  
 RBIs  
 HRs  
 Walks  
 Stolen Bases  
 Hitting Streak

### GAME-BY-GAME STATS

Date	Opponent	Pos	AB	R	H	RBI	2B	3B	HR	BB	SB	CS	HBP	SAC	SF	GDP	K	PO	A	E	Avg	
Mar 17	RADFORD-2	pr	0	0	0	0	0	0	0	0	0	0	0	0	0	0	0	0	0	0	0	.000
Totals		0gs	0	0	0	0	0	0	0	0	0	0	0	0	0	0	0	0	0	0	0	.000





### MEREDITH SLAW

Sophomore | 5-11  
IF | L/R

Rappahannock HS  
Warsaw, Va.

Major: Accounting

# 16

#### AT THE PLATE

- Has appeared in 11 games, starting seven at first base.
- Had a pinch-hit two-run single in Game 2 vs. No. 13/14 Florida State (2/20).
- Knocked in four runs for the third time in her career in Game 2 at Clemson, three of which coming on her first home run of the season (2/19).
- Drew a career-high three walks in the first game of the season at Kennesaw State (2/13) and also had an RBI single in the game.
- Drove in four runs in the 7-0 win over Virginia (3/8/20).
- Hit .636 in four games at the Spring Break Challenge.
- Had back-to-back three-hit games at Jacksonville (2/29) and against Stony Brook (3/1).
- Had eight RBIs in seven at-bats at the Charleston Invitational.
- Went 2 for 3 with two doubles, four RBIs and two runs scored versus North Carolina A&T (2/22).
- Had her first career steal against Dartmouth (2/21).
- Had a hit against No. 16/16 Oklahoma State (2/13).
- Smacked a double at Coastal Carolina (2/7).
- Played in 37 games 2019, drawing 13 starts as the designated player and three at first base.
- Hit her first home run at the college level at Charleston Southern (2/17), a three-run shot to right center.
- Three-sport athlete in high school, playing softball, basketball and volleyball.
- Four-year letterwinner in softball and basketball.
- Two-time all-state selection.
- Three-time conference Player of the Year.
- VHSL Player of the Year.
- Comes from an athletic family - uncle played for the Los Angeles Dodgers' AAA team.
- Has a cousin currently playing catcher for Wake Forest.

#### SEASON HIGHS

Hits 1, 4x, last at NC State [2] (3/13/21)  
 Runs 1, 2x, last at Clemson [1] (2/19/21)  
 RBIs 4 at Clemson [1] (2/19/21)  
 HRs 1 at Clemson [1] (2/19/21)  
 Walks 3 at Kennesaw State [1] (2/13/21)

Stolen Bases  
 Hitting Streak

#### CAREER HIGHS

Hits 3, 2x, last vs. Stony Brook (3/1/20)  
 Runs 2 vs. North Carolina A&T (2/22/20)  
 RBIs 4, 3x, last at Clemson [1] (2/19/21)  
 HRs 1, 7x, last at Clemson [1] (2/19/21)  
 Walks 3 at Kennesaw State [1] (2/13/21)  
 Stolen Bases 1 vs. Dartmouth (2/21/20)  
 Hitting Streak 5 games (2/9/19 - 2/17/19)

#### GAME-BY-GAME STATS

Date	Opponent	Pos	AB	R	H	RBI	2B	3B	HR	BB	SB	CS	HBP	SAC	SF	GDP	K	PO	A	E	Avg
Feb 13	at Kennesaw State-1	*1b	1	1	1	1	0	0	0	0	0	0	0	0	0	0	0	0	0	0	1.000
Feb 13	at Kennesaw State-2	*1b	3	0	0	0	0	0	0	1	0	0	0	0	0	0	0	16	0	0	.250
Feb 14	at Kennesaw State	*1b	4	0	0	0	0	0	0	0	0	0	0	0	0	0	0	3	0	0	.125
Feb 18	at Clemson	*1b	3	0	0	0	0	0	0	0	0	0	0	0	0	0	0	0	4	0	.091
Feb 19	at Clemson-1	*1b	3	1	1	4	0	0	1	0	0	0	0	0	0	0	1	10	0	0	.143
Feb 19	at Clemson	*1b	3	0	0	0	0	0	0	0	0	0	0	0	0	0	0	6	1	0	.118
Feb 20	vs Florida State-1	*1b	0	0	0	0	0	0	0	0	0	1	0	0	0	0	0	0	0	0	.118
Feb 20	vs Florida State-2	ph	1	0	1	2	0	0	0	0	0	0	0	0	0	0	0	0	0	0	.167
Feb 21	vs Florida State	ph	1	0	0	0	0	0	0	0	0	0	0	0	0	0	1	0	0	0	.158
Mar 13	at NC State-1	ph	1	0	0	0	0	0	0	0	0	0	0	0	0	0	0	0	0	0	.150
Mar 13	at NC State-2	ph	1	0	1	2	1	0	0	0	0	0	0	0	0	0	0	0	0	0	.190
Totals			7gs	21	2	4	9	1	0	1	4	0	0	1	0	0	2	47	1	0	.190



### MOLLY JACOBSON

Freshman | 6-0  
P | R/R

Waukee HS  
Waukee, Iowa

Major: Criminology

# 17

#### AT THE PLATE

- Appeared for one inning at George Mason (3/11/20) allowing only one hit.
- Made her first career appearance against Dartmouth (2/21), pitching two scoreless innings and allowing just one hit.
- Five-year letterwinner.
- Coached by Carrie Eby at Waukee High School.
- Earned first-team all-conference.
- Selected as a first-team all-district pick.
- Named to the first-team IHSAA all-state team.
- Her father played basketball at Omaha and her siblings play basketball at the Division I level too, with Michael at Iowa State and Reilly at Western Michigan.

#### SEASON HIGHS

Innings (High)  
 Strikeouts (High)  
 Hits (Low)  
 Runs (Low)  
 Earned Runs (Low)  
 Walks (Low)

#### CAREER HIGHS

Innings (High) 2.0 vs. Dartmouth (2/21/20)  
 Strikeouts (High) 1, 2x, last at George Mason (3/11/20)  
 Hits (Low) 1, 2x, last at George Mason (3/11/20)  
 Runs (Low) 0, 2x, last at George Mason (3/11/20)  
 Earned Runs (Low) 0, 2x, last at George Mason (3/11/20)  
 Walks (Low) 0, 2x, last at George Mason (3/11/20)

#### GAME-BY-GAME STATS





## MACKENZIE LAWTER

Junior | 5-5  
C | R/R

Halifax County HS  
South Boston, Va.

Major: Multimedia Journalism &  
Political Science

# 18

### 2020 VaSID First-Team All-State

#### AT THE PLATE

- Has played in 18 games, starting 16 games at catcher.
- Singled up the middle for an RBI, scored two run, earned two walks and got hit by a pitch at Virginia (3/30).
- Scored a run and earned a walk in the series at Louisville (3/26-28).
- Ripped an RBI double to left center, scored a run and earned a walk against Virginia (3/24).
- Ripped an RBI double in Game 2 vs. No. 13/14 Florida State and scored a run (2/20).
- Scored a run in every game at Kennesaw State (2/13 - 2/14) and also drew a career-high three walks in the second game of the doubleheader (2/13).
- Played in 46 games 2019, drawing 45 starts at catcher.
- Had a hit in both games against Illinois (5/18-19) at the Lexington Regional.
- Lifted a homer to dead center versus NC State (5/9) at ACCs.
- Hit a grand slam and had a career-high five RBIs at Pitt (3/23).
- Father played baseball at Longwood University and was recognized as Virginia Player of the Year in 1985.

#### SEASON HIGHS

Hits 1, 5x, last at Virginia (3/30/21)  
Runs 2 at Virginia (3/30/21)  
RBIs 1, 4x, last at Virginia (3/30/21)  
HRs  
Walks 3 at Kennesaw State [2] (2/13/21)  
Stolen Bases  
Hitting Streak 2 games (3/12/21 - 3/13/21)

#### CAREER HIGHS

Hits 3, 2x, last vs. Binghamton [1] (3/19/19)  
Runs 3 vs. ETSU (2/17/19)  
RBIs 5 at Pitt (3/23/19)  
HRs 2 vs. Binghamton [1] (3/19/19)  
Walks 3 at Kennesaw State [2] (2/13/21)  
Stolen Bases 1, 4x, last vs. Bradley (2/22/20)  
Hitting Streak 6 games (2/13/20 - 2/22/20)

#### GAME-BY-GAME STATS

Date	Opponent	Pos	AB	R	H	RBI	2B	3B	HR	BB	SB	CS	HBP	SAC	SF	GDP	K	PO	A	E	Avg
Feb 13	at Kennesaw State-1	*c	2	1	0	0	0	0	0	1	0	0	0	0	0	0	0	12	0	0	.000
Feb 13	at Kennesaw State-2	*c	1	1	0	0	0	0	0	3	0	0	0	0	0	0	0	3	0	0	.000
Feb 14	at Kennesaw State	*c/pr	1	1	0	0	0	0	0	1	0	0	0	0	0	0	0	7	0	0	.000
Feb 18	at Clemson	*c	1	0	0	0	0	0	0	0	0	0	0	0	0	0	0	2	0	0	.000
Feb 19	at Clemson-1	*c	0	0	0	0	0	0	0	1	0	0	0	0	0	0	0	0	0	0	.000
Feb 19	at Clemson	*c	3	0	0	0	0	0	0	0	0	0	0	0	0	0	1	4	0	0	.000
Feb 20	vs Florida State-1	*c	1	0	0	0	0	0	0	0	0	0	0	0	0	0	1	3	0	0	.000
Feb 20	vs Florida State-2	*c	2	1	1	1	0	0	1	0	0	0	0	0	0	0	1	7	1	0	.081
Feb 21	vs Florida State	*c	2	0	0	0	0	0	0	0	0	0	0	0	0	0	0	9	0	0	.077
Mar 12	at NC State	*c	2	1	1	1	0	0	0	0	0	0	0	0	0	0	13	1	0	0	.133
Mar 13	at NC State-1	*c	2	0	1	0	0	0	0	0	0	0	0	0	0	0	0	3	1	0	.176
Mar 13	at NC State-2	*c	1	0	0	0	0	0	0	0	0	0	0	0	0	0	0	2	0	1	.167
Mar 24	VIRGINIA	*c	2	1	1	1	1	0	0	1	0	0	0	0	0	0	0	9	0	0	.200
Mar 26	at Louisville	*c	1	0	0	0	0	0	0	0	0	0	0	0	0	0	1	0	0	0	.190
Mar 27	at Louisville-1	*c	0	0	0	0	0	0	0	0	0	0	0	0	0	0	0	2	0	0	.190
Mar 27	at Louisville-2	*c	2	0	0	0	0	0	0	0	0	0	0	0	0	0	0	8	1	0	.174
Mar 28	at Louisville	*c	0	1	0	0	0	0	0	1	0	0	0	0	0	0	0	3	0	0	.174
Mar 30	at Virginia	*c	1	2	1	1	0	0	2	0	0	0	0	0	0	0	0	12	1	0	.288
Totals		16gs	24	6	6	4	2	0	13	0	0	0	1	0	0	0	3	123	5	1	.208



## MADDIE ROUNTREE

Freshman | 5-11  
IF | R/R

Isle of Wight Academy  
Smithfield, Va.

Major: Sports Media & Analytics

# 19

### AT THE PLATE

- Has appeared in 10 games, starting one as the designated player.
- Had a pinch-hit single in Game 1 at Clemson (2/18).
- Drew a walk as a pinch-hitter in her only at-bat at Kennesaw State (2/14).
- Had a pinch-hit RBI double against Stony Brook (3/1/20) for her first career extra-base hit.
- Began her career with two hits and two RBIs versus Iowa (2/7/20) in the season opener.
- Four-year letterwinner.
- Coached by Jill Owens Edwards at Isle of Wight Academy.
- Played travel ball for Williamsburg Starz Gold-Bunn.
- Four-time all-state.
- Four-time all-conference.
- Five-time Offensive Player of the Year.
- Led the Chargers to the 2018 VISAA DII State Championship, owning a home run in the title game.
- Had eight home runs, 29 hits and 35 RBIs her junior year.
- Chose the Hokies over Clemson and North Carolina.
- Her father played football at Clemson and was the first player in school history to play more than 3,000 snaps in a season, while he was also All-ACC first-team in 1997.
- Hopes to work for the NFL office in New York City.

#### SEASON HIGHS

Hits 1 at Clemson (2/18/21)  
Runs  
RBIs  
HRs  
Walks 1 at Kennesaw State (2/14/21)  
Stolen Bases  
Hitting Streak

#### CAREER HIGHS

Hits 2 vs. Iowa (2/7/20)  
Runs 1 vs. North Carolina A&T (2/22/20)  
RBIs 2 vs. Iowa (2/7/20)  
HRs  
Walks 1, 3x, last at Kennesaw State (2/14/21)  
Stolen Bases  
Hitting Streak 2 games (2/7/20 - 2/8/20)

#### GAME-BY-GAME STATS

Date	Opponent	Pos	AB	R	H	RBI	2B	3B	HR	BB	SB	CS	HBP	SAC	SF	GDP	K	PO	A	E	Avg	
Feb 14	at Kennesaw State	ph	0	0	0	0	0	0	0	0	0	0	0	0	0	0	0	0	0	0	.000	
Feb 18	at Clemson	ph	1	0	1	0	0	0	0	0	0	0	0	0	0	0	0	0	0	0	1.000	
Feb 19	at Clemson-1	ph	1	0	0	0	0	0	0	0	0	0	0	0	0	0	0	0	0	0	.500	
Feb 20	vs Florida State-1	ph	1	0	0	0	0	0	0	0	0	0	0	0	0	0	0	0	1	0	.333	
Mar 14	at NC State	ph	1	0	0	0	0	0	0	0	0	0	0	0	0	0	0	0	0	0	.250	
Mar 17	RADFORD-1	ph	1	0	0	0	0	0	0	0	0	0	0	0	0	0	0	0	0	0	.200	
Mar 17	RADFORD-2	*dh	2	0	0	0	0	0	0	0	0	0	0	0	0	0	0	1	0	0	.143	
Mar 21	PITT	ph	1	0	0	0	0	0	0	0	0	0	0	0	0	0	0	0	0	1	.125	
Mar 27	at Louisville-2	ph/dh	2	0	0	0	0	0	0	0	0	0	0	0	0	0	0	0	0	0	.100	
Mar 30	at Virginia	ph	1	0	0	0	0	0	0	0	0	0	0	0	0	0	0	0	0	1	.081	
Totals		1gs	11	0	1	0	0	0	0	0	0	0	0	0	0	0	0	0	0	3	0	.081





## MADDY FEDERICO

Freshman | 5-6  
OF | R/R

Manchester HS  
Midlothian, Va.

Major: Human Nutrition, Foods and  
Exercise

# 20

### AT THE PLATE

- Has appeared in 11 games as a pinch runner.
- Has scored a run four games in a row.
- Crossed home at Virginia (3/30).
- Scored two times as a pinch runner in the Louisville (3/26-28).
- Came in as a pinch runner and scored against Virginia (3/24).
- Stole a base and scored a run in the NC State series.
- Scored her first career run in Game 3 vs. No. 13/14 Florida State (2/21).
- Four-year letterwinner.
- Coached by Jessica Sullivan at Manchester High School.
- Played travel ball for Starz Gold and was coached by Tom Bunn and will play for the Stars National and was coached by Kyle Marable.
- Manchester student-athlete of the year.
- Second-team all-state.
- Second-team all-conference.
- Led Manchester to the state title game in 2018 and the state semifinals in 2019, while winning two regional championships both years.
- Owned the most stolen bases on the team and batted above .400 each year.
- Led Starz Gold to a second-place finish at JO Cup and Legacy.
- Helped Starz Gold win ASA state three times and a seventh-place finish at USA National.
- Led Starz Gold with the most stolen bases on the team and hit around .400 each season.
- Chose the Hokies over JMU and Longwood.

### SEASON/CAREER HIGHS

Hits  
Runs 1, 5x, last at Louisville (3/28/21)  
RBIs  
HRs  
Walks  
Stolen Bases 1 at NC State (3/14/21)  
Hitting Streak

### GAME-BY-GAME STATS

Date	Opponent	Pos	AB	R	H	RBI	2B	3B	HR	BB	SB	CS	HBP	SAC	SF	GDP	K	PO	A	E	Avg	
Feb 20	vs Florida State-1	pr	0	0	0	0	0	0	0	0	0	0	0	0	0	0	0	0	0	0	0	.000
Feb 21	vs Florida State	pr	0	1	0	0	0	0	0	0	0	0	0	0	0	0	0	0	0	0	0	.000
Mar 13	at NC State-1	pr	0	0	0	0	0	0	0	0	0	0	0	0	0	0	0	0	0	0	0	.000
Mar 13	at NC State-2	pr	0	1	0	0	0	0	0	0	0	0	0	0	0	0	0	0	0	0	0	.000
Mar 14	at NC State	pr	0	0	0	0	0	0	0	0	1	0	0	0	0	0	0	0	0	0	0	.000
Mar 19	PITT	pr	0	0	0	0	0	0	0	0	0	0	0	0	0	0	0	0	0	0	0	.000
Mar 20	PITT-1	pr	0	0	0	0	0	0	0	0	0	0	0	0	0	0	0	0	0	0	0	.000
Mar 24	VIRGINIA	pr	0	1	0	0	0	0	0	0	0	0	0	0	0	0	0	0	0	0	0	.000
Mar 26	at Louisville	pr	0	1	0	0	0	0	0	0	0	0	0	0	0	0	0	0	0	0	0	.000
Mar 28	at Louisville	pr	0	1	0	0	0	0	0	0	0	0	0	0	0	0	0	0	0	0	0	.000
Mar 30	at Virginia	pr	0	1	0	0	0	0	0	0	0	0	0	0	0	0	0	0	0	0	0	.000
Totals		Ogs	6	6	0	0	0	0	0	0	1	0	0	0	0	0	0	0	0	0	0	.000



## KELSEY BROWN

Sophomore | 5-6  
OF | L/R

Battlefield HS / JMU  
Haymarket, Va.

Major: Finance

# 21

### 2020 VaSID Second-Team All-State

### AT THE PLATE

- Has appeared in all 25 games, starting 23 in the outfield.
- Tied her career high for most hits in a game with three, doing so for the fourth time this season, at Virginia (3/30) and had two runs scored and a steal.
- Racked up six hits in the series at Louisville (3/26-28), while scoring four runs and swiped four bases.
- Tied her career high of three hits against Virginia (3/24) and also had an RBI.
- Recorded a hit in every game vs. Pitt to extend her hitting streak to 10 games.
- Went 6 for 12, including a triple, with five runs scored and two RBIs vs. Pitt.
- Had a hit in every game of the NC State series and scored two runs in the second half of the doubleheader (3/13).
- Drew a career-high two walks in Game 3 vs. No. 13/14 Florida State, scoring a run both times (2/21).
- Had a monster day in the Clemson doubleheader, recording five hits, three runs, three stolen bases and had two spectacular catches in left field (2/19).
- Ended 2020 on a career-high 14-game hitting streak.
- Had five multi-steal games in 2020.
- Played in 44 games, earning 13 starts at JMU.
- Owned a team-high 10 stolen bases and owned 23 runs.
- Holds VSHL career stolen bases record with 133.
- Broke VSHL state record or most stolen bases in a season (45) and hits in a single season (61) as a junior.
- Father, Jim, played baseball at George Mason.
- Has one brother, Collin, who plays baseball at Catholic.
- Her uncle, Michael, played baseball for Clemson and then went on to play for the Boston Red Sox and Seattle Mariners.

### SEASON HIGHS

Hits 3, 4x, last at Virginia (3/30/21)  
Runs 2, 6x, last at Virginia (3/30/21)  
RBIs 2, 2x, last vs. Pitt [2] (3/20/21)  
HRs  
Walks 2 vs. No. 13/14 Florida State (2/21/21)  
Stolen Bases 2, 4x, last at Louisville [1] (3/27/21)  
Hitting Streak 11 games (3/12/21 - 3/24/21)  
**CAREER HIGHS**  
Hits 3, 7x, last at Virginia (3/30/21)  
Runs 3 vs. Campbell (2/8/20)  
RBIs 2, 4x, last vs. Pitt [2] (3/20/21)  
HRs 1 vs. East Carolina (2/8/20)  
Walks 2 vs. No. 13/14 Florida State (2/21/21)  
Stolen Bases 2, 10x, last at Louisville [1] (3/27/21)  
Hitting Streak 14 games (2/21/20 - 3/11/20)

### GAME-BY-GAME STATS

Date	Opponent	Pos	AB	R	H	RBI	2B	3B	HR	BB	SB	CS	HBP	SAC	SF	GDP	K	PO	A	E	Avg	
Feb 13	at Kennesaw State-1	pr	0	0	0	0	0	0	0	0	0	0	0	0	0	0	0	0	0	0	0	.000
Feb 13	at Kennesaw State-2	*of	4	1	0	1	0	0	0	0	0	0	0	0	0	0	0	0	0	0	0	.000
Feb 14	at Kennesaw State	*of	2	0	1	0	0	0	0	0	0	0	0	0	0	0	0	0	0	3	0	.167
Feb 18	at Clemson	ph	1	0	0	0	0	0	0	0	0	0	0	0	0	0	0	0	0	0	0	.143
Feb 18	at Clemson-1	*of	3	1	2	0	0	0	0	0	0	0	0	0	0	0	0	0	0	1	0	.300
Feb 19	at Clemson	*of	4	2	3	0	0	0	0	0	0	0	0	0	0	0	0	0	0	0	6	.429
Feb 20	vs Florida State-1	*of	3	0	0	0	0	0	0	0	0	0	0	0	0	0	0	0	0	2	2	.353
Feb 20	vs Florida State-2	*of/pr	3	1	1	0	0	0	0	0	1	0	0	0	0	0	0	0	0	0	3	.350
Feb 21	vs Florida State	*of	1	2	0	0	0	0	0	2	1	0	0	0	0	0	0	0	0	0	1	.333
Mar 12	at NC State	*of	3	1	1	0	0	0	0	1	1	0	0	0	0	0	0	0	0	1	1	.333
Mar 13	at NC State-1	*of	3	0	1	0	0	0	0	0	0	0	0	0	0	0	0	0	0	0	0	.333
Mar 13	at NC State-2	*of	4	2	2	0	0	0	0	1	0	0	0	0	0	0	0	0	0	0	0	.355
Mar 14	at NC State	*of	4	0	1	0	0	0	0	0	0	0	0	0	0	0	0	0	0	0	1	.343
Mar 17	RADFORD-1	*of	2	2	2	2	1	0	0	0	0	0	0	0	0	0	0	0	0	0	0	.378
Mar 17	RADFORD-2	*of	4	1	1	0	0	0	0	0	0	0	0	0	0	0	0	0	0	0	0	.366
Mar 19	PITT	*of	3	2	2	0	0	0	0	0	2	0	0	0	0	0	0	0	0	0	0	.366
Mar 20	PITT-1	*of	3	1	1	0	0	0	0	0	0	0	0	0	0	0	0	0	0	0	0	.383
Mar 20	PITT-2	*of	3	1	2	2	0	0	0	1	1	0	0	0	0	0	0	0	0	0	0	.400
Mar 21	PITT	*of	3	1	1	0	0	1	0	0	0	0	0	0	0	0	0	0	0	0	0	.396
Mar 24	VIRGINIA	*of	4	0	3	1	0	0	0	0	0	0	0	0	0	0	0	0	0	1	2	.421
Mar 26	at Louisville	*of	3	1	0	1	0	0	0	1	2	0	0	0	0	0	0	0	0	1	0	.400
Mar 27	at Louisville-1	*of	3	1	3	0	0	0	0	0	2	0	0	0	0	0	0	0	0	0	2	.429
Mar 27	at Louisville-2	*of	4	1	1	0	0	0	0	0	0	0	0	0	0	0	0	0	0	0	0	.418
Mar 28	at Louisville	*of	4	1	2	0	0	0	0	0	0	0	0	0	0	0	0	0	0	0	2	.423
Mar 30	at Virginia	*of	4	2	3	0	0	0	0	1	0	0	0	0	0	0	0	0	0	0	2	.440
Totals		23gs	75	24	33	7	1	1	0	4	16	0	1	0	0	0	0	6	28	1	0	.440





## MAIJA LOUKO

Freshman | 5-7  
IF | R/R

South Lakes HS  
Reston, Va.

Major: Business

# 22

### AT THE PLATE

- Has appeared in 12 games, 11 as a pinch runner and one as a pinch hitter.
- Came in as a pinch runner and scored a run against Virginia (3/24).
- Stole a base and scored a run as a pinch runner vs. Pitt (3/19).
- Scored her first two runs and had her first stolen base in the NC State series.
- Four-year letterwinner.
- Coached by Carlos Soto at South Lakes High School.
- Played travel ball for Lady Lightning Gold, coached by Ryan Buchanan.
- 2019 All-District Player of the Year.
- Two-time first team all-district and region.
- 2019 Washington Post All-Met first team.
- Played four years at the USA Softball Gold Nationals.
- Led travel team in home runs in 2018 and 2019.

### SEASON/CAREER HIGHS

Hits	
Runs	1, 4x, last vs. Virginia (3/24/21)
RBI's	
HR's	
Walks	
Stolen Bases	1, 2x, last vs. Pitt (3/19/21)
Hitting Streak	

### GAME-BY-GAME STATS

Date	Opponent	Pos	AB	R	H	RBI	2B	3B	HR	BB	SB	CS	HBP	SAC	SF	GDP	K	PO	A	E	Avg	
Feb 18	at Clemson	pr	0	0	0	0	0	0	0	0	0	0	0	0	0	0	0	0	0	0	0	.000
Feb 20	vs Florida State-1	pr	0	0	0	0	0	0	0	0	0	0	0	0	0	0	0	0	0	0	0	.000
Feb 21	vs Florida State	pr	0	0	0	0	0	0	0	0	0	0	0	0	0	0	0	0	0	0	0	.000
Mar 12	at NC State	pr	0	0	0	0	0	0	0	0	0	0	0	0	0	0	0	0	0	0	0	.000
Mar 13	at NC State-2	pr	0	1	0	0	0	0	0	0	1	0	0	0	0	0	0	0	0	0	0	.000
Mar 14	at NC State	pr	0	1	0	0	0	0	0	0	0	0	0	0	0	0	0	0	0	0	0	.000
Mar 17	RADFORD-1	ph	1	0	0	0	0	0	0	0	0	0	0	0	0	0	0	0	0	0	0	.000
Mar 19	PITT	pr	0	1	0	0	0	0	0	0	1	0	0	0	0	0	0	0	0	0	0	.000
Mar 21	PITT	pr	0	0	0	0	0	0	0	0	0	0	0	0	0	0	0	0	0	0	0	.000
Mar 24	VIRGINIA	pr	0	1	0	0	0	0	0	0	0	0	0	0	0	0	0	0	0	0	0	.000
Mar 28	at Louisville	pr	0	0	0	0	0	0	0	0	0	0	0	0	0	0	0	0	0	0	0	.000
Mar 30	at Virginia	pr	0	0	0	0	0	0	0	0	0	0	0	0	0	0	0	0	0	0	0	.000
Totals		ogs	1	4	0	0	0	0	0	0	2	0	0	0	0	0	0	0	0	0	0	.000



## MORGAN OVERAITIS

Sophomore | 5-4  
IF | L/R

Salem HS / Michigan  
Canton, Mich.

Major: Public Health

# 24

### AT THE PLATE

- Has appeared in 19 games, starting 13 at second base, one as the designated player and one in the outfield.
- Scored a run at Virginia (3/30).
- Tallied two hits and scored a run in the Louisville series (3/26-28).
- Sent a solo bomb to right center and had a sac fly for a total of two RBIs against Virginia (3/24).
- Went 2 for 3 with two doubles in Game 3 vs. Pitt (3/20).
- Hit her first home run as a Hokie and contributed to Tech's school record eight home runs in Game 4 of the NC State series (3/14).
- Had a career-best .277 batting average in 2020 as a sophomore.
- Appeared in 32 games for the Wolverines as a freshman, starting nine as the designated player.
- Four-year letterwinner.
- Four-time All-State first team at Salem High School.
- Named the 2018 Detroit Free Press Softball Player of the Year.
- 2017-18 Salem High School Athlete of the Year.
- Set a Salem school record with 38 career home runs.
- Ended high school career with a .586 batting average and 223 runs batted in.
- Named the No. 18 prospect in FloSoftball's 2018 Hot 100 Rankings.
- Played travel ball for the Beverly Bandits.
- Helped the team to a 2017 PGF national championship and hit .415 at the tournament.
- 2018 PGF Central Region All-American.

### SEASON HIGHS

Hits	2, 2x, last vs. Pitt [2] (3/20/21)
Runs	2 at NC State (3/14/21)
RBI's	2 vs. Virginia (3/24/21)
HR's	1, 3x, last vs. Virginia (3/24/21)
Walks	1, 2x, last vs. Pitt (3/19/21)
Stolen Bases	
Hitting Streak	4 games (3/14/21 - 3/19/21)

### CAREER HIGHS

Hits	3 vs. Florida (2/8/20)
Runs	2, 4x, last at NC State (3/14/21)
RBI's	2, 3x, last vs. Virginia (3/24/21)
HR's	1, 4x, last vs. Virginia (3/24/21)
Walks	1, 12x, last vs. Pitt (3/19/21)
Stolen Bases	1, 5x, last at South Florida (2/8/20)
Hitting Streak	6 games (2/7/20 - 2/14/20)

### GAME-BY-GAME STATS

Date	Opponent	Pos	AB	R	H	RBI	2B	3B	HR	BB	SB	CS	HBP	SAC	SF	GDP	K	PO	A	E	Avg	
Feb 13	at Kennesaw State-1	pr	0	1	0	0	0	0	0	0	0	0	0	0	0	0	0	0	0	0	0	.000
Feb 14	at Kennesaw State	ph/2b	1	0	0	0	0	0	0	0	0	0	0	0	0	0	0	0	0	0	0	.000
Feb 18	at Clemson	ph	1	0	1	0	0	0	0	0	0	0	0	0	0	0	0	0	0	0	0	.500
Feb 19	at Clemson-1	dh	3	1	1	1	0	0	0	0	0	0	0	0	0	0	0	0	0	0	0	.400
Feb 20	vs Florida State-1	2b	2	0	0	0	0	0	0	0	0	0	0	0	0	0	0	0	2	0	0	.286
Mar 13	at NC State-2	2b	3	0	0	1	0	0	0	0	0	0	0	0	0	0	0	0	0	0	1	.200
Mar 14	at NC State	2b	4	2	2	1	0	0	1	0	0	0	0	0	0	0	0	0	1	0	2	.324
Mar 17	RADFORD-1	2b	3	1	1	0	0	0	0	0	0	0	0	0	0	0	0	0	0	0	2	.294
Mar 17	RADFORD-2	2b	2	1	1	1	0	0	1	1	0	0	0	0	0	0	0	0	0	0	5	.316
Mar 19	PITT	2b	2	1	1	0	0	0	1	0	0	0	0	0	0	0	0	0	0	0	2	.333
Mar 20	PITT-1	of/2b	3	0	0	0	0	0	0	0	0	0	0	0	0	0	0	0	0	0	1	.324
Mar 20	PITT-2	2b	3	1	2	0	2	0	0	0	0	0	0	0	0	0	0	0	0	0	0	.333
Mar 21	PITT	2b	3	0	1	0	0	0	0	0	0	0	0	0	0	0	0	0	0	0	0	.333
Mar 24	VIRGINIA	2b	2	1	1	2	0	0	1	0	0	0	0	0	1	0	0	0	0	0	0	.344
Mar 26	at Louisville	2b	2	0	0	0	0	0	1	0	0	0	0	0	0	0	0	0	1	1	0	.324
Mar 27	at Louisville-1	2b	2	0	0	1	0	0	0	0	0	0	0	0	0	0	0	0	1	0	0	.306
Mar 27	at Louisville-2	2b	3	0	1	0	0	0	0	0	0	0	0	0	0	0	0	0	1	4	1	.308
Mar 28	at Louisville	2b	3	1	1	0	0	0	0	0	0	0	0	0	0	0	0	0	0	0	1	.310
Mar 30	at Virginia	2b	4	1	0	0	0	0	0	0	0	0	0	0	0	0	0	0	0	0	1	.283
Totals		15gs	46	11	13	7	3	0	3	3	0	0	0	0	2	0	4	16	9	2	283	





### ADDY GREENE

Freshman | 5-9  
IF | L/R

Nansemond-Suffolk Academy  
Suffolk, Va.

Major: Human Nutrition, Foods and  
Exercise

# 26

#### AT THE PLATE

- Has appeared in 20 games, starting 12 at second base and six at shortstop.
- Has hit a double in three of her last four games.
- Posted a career-high three hits at Virginia (3/30), with one of those being a double, while owning an RBI and a run.
- Tallied a hit and scored a run in all three games she played in at Louisville (3/27-28), with two of those hits being doubles.
- Hit an RBI double at NC State (3/13).
- Ripped an RBI double in Game 2 at Clemson (2/19).
- Started all three games at Kennesaw State at second base (2/13 - 2/14) recording two hits, including a two-run home run in the first game of the season (2/13).
- Five-year letterwinner.
- Coached by Brittany Thornburg at Nansemond-Suffolk Academy.
- Played travel ball for Orion Hunter Elite and was coached by Larry Murphy.
- Four-time TCIS all-conference pick.
- Two-time first-team VISAA selection.
- Second-team all-Tidewater.
- Suffolk News-Herald Player of the Week.
- Led the Lady Saints a conference title in 2018 and a state title in 2019.
- Has led her travel ball team to over 80 tournament championships, including a national title.
- Top 250 player according to Extra Innings.

#### SEASON/CAREER HIGHS

Hits 3 at Virginia (3/30/21)  
Runs 1, 8x, last at Virginia (3/30/21)  
RBIs 2, 2x, last at NC State [2] (3/13/21)  
HRs 1 at Kennesaw State [1] (2/13/21)  
Walks 1, 2x, last vs. Radford [2] (3/17/21)  
Stolen Bases 1, 2x, last vs. Pitt (3/21/21)  
Hitting Streak 4 games (3/27/21 - 3/30/21)

#### GAME-BY-GAME STATS

Date	Opponent	Pos	AB	R	H	RBI	2B	3B	HR	BB	SB	CS	HBP	SAC	SF	GDP	K	PO	A	E	Avg	
Feb 13	at Kennesaw State-1	*2b	3	1	1	2	0	0	0	1	0	0	0	0	0	0	0	0	3	0	0	.333
Feb 13	at Kennesaw State-2	*2b	3	0	1	0	0	0	0	0	0	0	0	0	0	0	0	2	1	2	1	.333
Feb 14	at Kennesaw State	*2b	2	0	0	0	0	0	0	0	0	0	0	0	0	0	0	1	2	1	0	.250
Feb 18	at Clemson	*2b	2	0	0	0	0	0	0	0	0	0	0	0	0	0	0	0	1	1	0	.200
Feb 19	at Clemson-1	*2b	2	0	1	1	1	0	0	0	0	0	0	0	0	0	0	1	2	6	0	.250
Feb 19	at Clemson	*2b	3	0	0	0	0	0	0	0	0	0	0	0	0	0	0	2	5	1	0	.200
Feb 20	vs Florida State-1	*2b	1	0	0	0	0	0	0	0	0	0	0	0	0	0	0	1	1	0	0	.188
Feb 20	vs Florida State-2	*2b/pr	2	1	1	1	0	0	0	0	0	0	0	0	0	0	0	0	0	1	0	.222
Feb 21	vs Florida State	*2b	2	0	0	0	0	0	0	0	0	0	0	0	0	0	0	1	0	1	0	.200
Mar 12	at NC State	*2b	3	0	1	1	0	0	0	0	1	0	0	0	0	0	0	0	0	2	0	.217
Mar 13	at NC State-1	*2b	2	0	0	0	0	0	0	0	0	0	0	0	0	0	0	1	0	0	0	.200
Mar 13	at NC State-2	*2b	1	1	1	2	1	0	0	0	0	0	0	0	0	0	0	0	0	2	0	.231
Mar 17	RADFORD-1	*ss	1	1	1	0	1	0	0	0	0	0	0	0	0	0	0	0	0	1	1	.259
Mar 17	RADFORD-2	*ss	2	0	0	0	0	0	0	1	0	0	0	0	0	0	0	0	1	0	0	.241
Mar 20	PITT-1	*2b	2	0	0	0	0	0	0	0	0	0	0	0	0	0	0	0	1	3	0	.228
Mar 21	PITT	pr/2b	0	0	0	0	0	0	0	0	0	1	0	0	0	0	0	0	0	0	0	.226
Mar 27	at Louisville-1	*ss	2	1	1	0	1	0	0	0	0	0	0	0	0	0	0	0	1	0	0	.242
Mar 27	at Louisville-2	*ss	3	1	1	0	1	0	0	0	0	0	0	0	0	0	0	0	2	1	0	.250
Mar 28	at Louisville	*ss	4	1	1	0	0	0	0	0	0	0	0	0	0	0	0	1	2	0	1	.250
Mar 30	at Virginia	*ss/pr	4	1	3	1	1	0	0	0	0	0	0	0	0	0	0	1	2	1	1	.285
Totals			18gs	44	8	13	8	7	0	1	2	2	0	0	0	0	0	9	18	29	6	.285



### REBECCA LUDOWIG (LUD-wig)

Freshman | 5-10  
IF | R/R

Rock Ridge HS  
Ashburn, Va.

Major: University Studies

# 27

#### AT THE PLATE

- Has appeared in four games as a pinch runner, scoring a run each time.
- Stole her first base of the year in Game 2 vs. Radford (3/17).
- Had a stolen base and two runs at the Spring Break Classic.
- Stole her first career base and scored a run against North Carolina A&T (2/22/20).
- Scored a run in an extra-inning win over No. 21/23 Northwestern
- Scored a run versus in both Campbell (2/8) and East Carolina (2/8/20) games.
- Four-year letterwinner.
- Coached by Christine Keyser at Rock Ridge High School.
- Played travel ball for the Loudoun Storm 18U.
- Three-time all-conference.
- Two-time all-region.
- Also played basketball at Rock Ridge.
- RISE award winner for character.
- Four-time honor roll.
- Chose the Hokies over Lafayette College (Pa.).

#### SEASON HIGHS

Hits  
Runs 1, 4x, last vs. Pitt [1] (3/20/21)  
RBIs  
HRs  
Walks  
Stolen Bases 1 vs. Radford [2] (3/17/21)  
Hitting Streak

#### CAREER HIGHS

Hits  
Runs 1, 14x, last vs. Pitt [1] (3/20/21)  
RBIs  
HRs  
Walks  
Stolen Bases 1, 3x, last vs. Radford [2] (3/17/21)  
Hitting Streak

#### GAME-BY-GAME STATS

Date	Opponent	Pos	AB	R	H	RBI	2B	3B	HR	BB	SB	CS	HBP	SAC	SF	GDP	K	PO	A	E	Avg	
Feb 18	at Clemson	pr	0	1	0	0	0	0	0	0	0	0	0	0	0	0	0	0	0	0	0	.000
Feb 19	at Clemson-1	pr	0	1	0	0	0	0	0	0	0	0	0	0	0	0	0	0	0	0	0	.000
Mar 17	RADFORD-2	pr	0	1	0	0	0	0	0	0	0	0	0	0	0	0	0	0	0	0	0	.000
Mar 20	PITT-1	pr	0	1	0	0	0	0	0	0	0	0	0	0	0	0	0	0	0	0	0	.000
Totals		Ogs	0	4	0	0	0	0	0	0	1	0	0	0	0	0	0	0	0	0	0	.000





**GRACE CHAVEZ** (SHAW-vez)

Sophomore | 5-9  
C | R/R

West Career & Technical Academy  
Las Vegas, Nev.

Major: Multimedia Journalism

28



**KAYLEIGH ADDINGTON**

Junior | 5-7  
C | R/R

Rockbridge HS  
Lexington, Va.

Major: Meteorology

31

**AT THE PLATE**

- Has appeared in 19 games, starting 17 as the designated player.
- Laid down a textbook sac bunt to earn an RBI at Louisville (3/27).
- Hit a solo shot to straightaway center and tallied sac fly for a total of two RBIs versus Virginia (2/24).
- Hit a walkoff bomb in Game 2 vs. Radford to end the game after five innings (3/17).
- Smashed a homer in every game of the series vs. No. 13/14 Florida State (2/20-2/21).
- Tied her career high in RBIs with three in Game 2 vs. No. 13/14 Florida State after a three-run home run (2/20).
- Hit a double in her only start of the season at designated player in the second leg of the doubleheader at Kennesaw State (2/13).
- Had her first career multi-homer game with two at George Washington (3/10/20).
- Went 4 for 10 with five RBIs in three games at the Charleston Invitational.
- Had a home-run and three RBIs against Bradley (2/22).
- Had two hits for two RBIs and a home run against No. 19/18 Missouri (2/15).
- Played in 33 games in 2019, drawing 20 starts as the designated player.
- Racked up three hits and four RBIs in the Binghamton (3/19) doubleheader, including a three-run home run to right center as well as an RBI single for her first multi-hit game.
- Notched a two-run homer in at NC State (3/16).

**SEASON HIGHS**

Hits 1, 8x, last vs. Virginia (3/24/21)  
 Runs 1, 6x, last vs. Virginia (3/24/21)  
 RBIs 3 vs. No. 13/14 Florida State [2] (2/20/21)  
 HRs 1, 6x, last vs. Virginia (3/24/21)  
 Walks 1, 2x, last vs. Pitt (3/21/21)  
 Stolen Bases  
 Hitting Streak 6 games (2/18/21 - 2/21/21)

**CAREER HIGHS**

Hits 2, 7x, last at George Washington (3/10/20)  
 Runs 2, 2x, last at George Washington (3/10/20)  
 RBIs 3, 3x, last vs. No. 13/14 Florida State [2] (2/20/21)  
 HRs 2 at George Washington (3/10/20)  
 Walks 2, 2x, last vs. No. 21/23 Northwestern (2/22/20)  
 Stolen Bases  
 Hitting Streak 11 games (3/16/19 - 4/6/19)

**GAME-BY-GAME STATS**

Date	Opponent	Pos	AB	R	H	RBI	2B	3B	HR	BB	SB	CS	HBP	SAC	SF	GDP	K	PO	A	E	Avg	
Feb 13	at Kennesaw State-2	*dh	4	0	1	0	1	0	0	0	0	0	0	0	0	0	0	0	0	0	0	.250
Feb 16	at Clemson	*dh	2	0	1	0	0	0	0	0	0	0	0	0	0	0	0	0	0	0	0	.333
Feb 19	at Clemson	*dh	4	1	1	0	0	0	1	0	0	0	0	0	0	0	0	1	0	0	0	.300
Feb 20	vs Florida State-1	*dh	3	1	1	0	0	0	1	0	0	0	0	0	0	0	0	1	0	0	0	.308
Feb 20	vs Florida State-2	*dh	3	1	1	3	0	0	1	0	0	0	0	0	0	0	0	2	0	0	0	.312
Feb 21	vs Florida State	*dh	3	1	1	1	0	0	1	0	0	0	0	0	0	0	0	0	0	0	0	.316
Mar 12	at NC State	*dh	2	0	0	0	0	0	0	1	0	0	0	0	0	0	0	0	0	0	0	.286
Mar 13	at NC State-1	*dh	3	0	0	0	0	0	0	0	0	0	0	0	0	0	0	1	0	0	0	.250
Mar 13	at NC State-2	ph	0	0	0	1	0	0	0	0	0	0	0	0	0	0	1	0	0	0	0	.250
Mar 14	at NC State	*dh	2	0	0	0	0	0	0	0	0	0	0	0	0	0	0	0	0	0	0	.251
Mar 17	RADFORD-1	*dh	3	0	0	0	0	0	0	0	0	0	0	0	0	0	0	0	0	0	0	.207
Mar 17	RADFORD-2	ph	1	1	1	1	0	0	1	0	0	0	0	0	0	0	0	0	0	0	0	.233
Mar 19	PITT	*dh	3	0	1	0	0	0	0	0	0	0	0	0	0	0	0	0	0	0	0	.212
Mar 20	PITT-2	*dh	2	0	0	1	0	0	0	0	0	0	0	0	0	0	1	0	0	0	0	.200
Mar 21	PITT	*dh	1	0	0	0	0	0	0	1	0	0	0	0	0	0	0	1	0	0	0	.194
Mar 24	VIRGINIA	*dh	3	1	1	2	0	0	1	0	0	0	0	0	0	0	1	1	0	0	0	.265
Mar 26	at Louisville	*dh	3	0	0	0	0	0	1	0	0	0	0	0	0	0	0	2	0	0	0	.190
Mar 27	at Louisville-1	*dh	2	0	0	1	0	0	0	0	0	0	0	0	0	0	1	0	0	0	0	.182
Mar 27	at Louisville-2	*dh	1	0	0	0	0	0	0	0	0	0	0	0	0	0	0	0	0	0	0	.178
Totals			17gs	45	6	8	13	1	0	6	3	0	0	0	1	3	2	11	0	0	0	.178

**2017-18 ACC Academic Honor Roll**

**AT THE PLATE**

- Has appeared in three games this season.
- Got her first career hit, crushing a two-run homer to left center field in Game 1 vs. Radford (3/17).
- Appeared as a pinch hitter against North Carolina A&T (2/22/20).
- Played in three games in 2019.
- Had a plate appearance versus Virginia (4/13/19).
- Came in as a pinch hitter versus Binghamton (3/19/19).
- Pinched hit against Radford (2/27/19), blooming one behind third base but the shortstop dove and made the catch.
- Appeared in two games in 2018.
- Drew a walk vs. Florida A&M (2/9/19).
- Registered an at-bat vs. Hampton (5/2/19).

**SEASON HIGHS**

Hits 1 vs. Radford [1] (3/17/21)  
 Runs 1 vs. Radford [1] (3/17/21)  
 RBIs 2 vs. Radford [1] (3/17/21)  
 HRs 1 vs. Radford [1] (3/17/21)  
 Walks  
 Stolen Bases  
 Hitting Streak

**CAREER HIGHS**

Hits 1 vs. Radford [1] (3/17/21)  
 Runs 1 vs. Radford [1] (3/17/21)  
 RBIs 2 vs. Radford [1] (3/17/21)  
 HRs 1 vs. Radford [1] (3/17/21)  
 Walks 1 vs. Florida A&M (2/9/18)  
 Stolen Bases  
 Hitting Streak

**GAME-BY-GAME STATS**

Date	Opponent	Pos	AB	R	H	RBI	2B	3B	HR	BB	SB	CS	HBP	SAC	SF	GDP	K	PO	A	E	Avg	
Feb 18	at Clemson	c	1	0	0	0	0	0	0	0	0	0	0	0	0	0	0	0	1	0	0	.000
Mar 17	RADFORD-1	c	1	1	1	2	0	0	1	0	0	0	0	0	0	0	0	0	0	1	0	.500
Mar 19	PITT	c	0	0	0	0	0	0	0	0	0	0	0	0	0	0	0	0	2	0	0	.500
Totals			2	1	1	2	0	0	1	0	0	0	0	0	0	0	0	0	1	4	0	.500







### KAYLEE HEWITT

Freshman | 6-2  
P | R/R

Riverdale HS  
Murfreesboro, Tenn.

Major: Human Development

# 33

#### 2020 VaSID Rookie of the Year

#### IN THE CIRCLE

- Has appeared in one game this season.
- Pitched one inning in relief in Game 1 at Clemson (2/18).
- Threw her first career no-hitter against North Carolina A&T (2/22)
- Allowed one earned run and had two strikeouts against No. 21/23 Northwestern (2/16).
- Picked up her first win over a ranked opponent against No. 14/13 Minnesota (2/15) with one run allowed and five Ks.
- Posted a career-high eight strikeouts and allowed three runs versus Campbell (2/8) in six innings of work.
- In her first start, held Iowa (2/7) to one run and struck out three batters while allowing only three hits in five innings.
- Two-year letterwinner.
- Coached by Christy Bingham at Riverdale High School.
- Played travel ball for Gametime Stars U18U Gold.
- All-state.
- All-District.
- Best Newcomer of the Year.
- Player of the Week honors.
- All-County Team.
- Was a part of being ranked in the top 10 on FloSoftball with the Gametime Stars 18U Gold squad.
- Under Armour Player of the Year contender.
- Chose the Hokies over Oregon, Oklahoma State and Pitt.

#### SEASON HIGHS

Innings	1.0 at Clemson (2/18/21)
Strikeouts	
Hits (Low) (Min. 1 IP)	1 at Clemson (2/18/21)
Runs (Low) (Min. 1 IP)	2 at Clemson (2/18/21)
Earned Runs (Low) (Min. 1 IP)	2 at Clemson (2/18/21)
Walks (Low) (Min. 1 IP)	3 at Clemson (2/18/21)
Number of Pitches (High)	

#### CAREER HIGHS

Innings	6.0, 2x, last vs. No. 14/13 Minnesota (2/15/20)
Strikeouts	8 vs. Campbell (2/8/20)
Hits (Low) (Min. 5 IP)	0 vs. North Carolina A&T (2/22/20)
Runs (Low) (Min. 5 IP)	0 vs. North Carolina A&T (2/22/20)
Earned Runs (Low) (Min. 5 IP)	0 vs. North Carolina A&T (2/22/20)
Walks (Low) (Min. 5 IP)	1 vs. North Carolina A&T (2/22/20)
Number of Pitches (High)	97 vs. No. 14/13 Minnesota (2/15/20)

#### GAME-BY-GAME STATS

Date	Opponent	GS	IP	H	R	ER	BB	SO	2B	3B	HR	WP	BK	HBP	IBB	Score	W-L	Sv	ERA	NP
Feb 18	at Clemson	0	1.0	1	2	2	3	0	1	0	0	0	0	0	0	1-8	0-0	0	14.00	5
Totals		0	1.0	1	2	2	3	0	1	0	0	0	0	0	0	1-8	0-0	0	14.00	5



### IVY ROSENBERY

Freshman | 5-8  
P | R/R

James Wood HS  
Winchester, Va.

Major: Public Relations

# 34

#### IN THE CIRCLE

- Has started six games in the circle.
- Got her third win of the season with a complete game in Game 1 vs. Radford, allowing just one run and striking out a career-high four batters (3/17).
- Threw her second complete game shutout of the year in Game 2 at Clemson (2/19).
- Had a stellar debut in the second game of the Kennesaw State doubleheader (2/13) throwing a complete game shutout and allowing just three hits while doing so for the first win of her career.
- Four-year letterwinner.
- Coached by Todd Baker at James Wood High School and by Mandee Madden at Millbrook High School.
- Played travel ball for Tri State Thunder and was coached by Missy Cutchall.
- Class 4 NW district player of the year and first-team pitcher.
- Region 4C player of the year and first-team pitcher.
- First-team all-state pitcher.
- Winchester Start player of the year.
- James Wood softball MVP.
- Class 4 NW district all-academic award.
- Broke numerous school records, including most wins in the circle, strikeouts in a season and single game, and most walks earned, while tying the most no-hitters and batting average in a season, just to name a few.
- Was a two-time captain for the Tri State Thunder, leading them to a top-100 ranking on FloSoftball and Extra Inning.

#### SEASON/CAREER HIGHS

Innings	7.0 at Kennesaw State [2] (2/13/21)
Strikeouts	4 vs. Radford [1] (3/17/21)
Hits (Low) (Min. 5 IP)	3, 2x, last at Clemson [1] (2/19/21)
Runs (Low) (Min. 5 IP)	0, 2x, last at Clemson [1] (2/19/21)
Earned Runs (Low) (Min. 5 IP)	0, 2x, last at Clemson [1] (2/19/21)
Walks (Low) (Min. 5 IP)	0, 3x, last vs. Radford [1] (3/17/21)
Number of Pitches (High)	94 at Kennesaw State [2] (2/13/21)

#### GAME-BY-GAME STATS

Date	Opponent	GS	IP	H	R	ER	BB	SO	2B	3B	HR	WP	BK	HBP	IBB	Score	W-L	Sv	ERA	NP
Feb 13	at Kennesaw State-2	*	7.0	3	0	0	0	2	1	0	0	0	0	0	0	6-0	1-0	0	0.00	94
Feb 19	at Clemson-1	*	5.0	3	0	0	0	2	1	0	0	0	0	0	0	9-0	2-0	0	0.00	58
Feb 20	vs Florida State-1	*	3.0	6	7	4	0	3	1	0	0	0	0	0	0	1-7	2-1	0	1.87	49
Mar 13	at NC State-1	*	4.0	5	4	4	0	2	2	1	1	0	0	1	0	0-8	2-2	0	2.95	51
Mar 17	RADFORD	*	5.0	5	1	1	0	4	1	0	0	0	0	1	0	11-1	3-2	0	2.62	62
Mar 20	PITT-1	*	4.0	9	4	4	0	3	0	0	0	0	0	0	0	3-5	3-5	0	3.25	74
Totals		6	28.0	31	16	13	0	16	6	1	1	0	0	2	0	30-21	3-3	0	3.25	-





## EMMA RITTER

Freshman | 5-9  
OF | R/R

John Carroll HS  
Perryville, Md.

Major: Human Development

# 90

### AT THE PLATE


- Has appeared in 23 games, starting 17 in the outfield.
- Hit an RBI double to right field, scored a run, was hit by a pitch and stole a base at Virginia (3/30).
- Tallied two multi-hit games at Louisville (3/26-28) and swiped two bases.
- Stole a base and tallied two singles against Virginia (3/24).
- Went 2 for 3 with two stolen bases in Game 3 vs. Pitt (3/20).
- Scored a career-high two runs after drawing a career-high two walks in Game 4 at NC State (3/14).
- Had her second multi-hit game of her career in Game 2 vs. No. 13/14 Florida State, registering two singles and scoring a run (2/20).
- Four-year letterwinner.
- Coached by Sherry Hudson at John Carroll High School.
- Played travel ball for Rock Gold Wave and was coached by Rick Wave.
- Four-time all-conference, all-region and all-Metro picks.
- Two-time Varsity Sports Network player of the year.
- Led John Carroll to a state championship her freshman year and would later bring them back to the title game (junior year).
- Known as a speedster, led the team in stolen bases.
- Led her travel ball team, Rock Gold Wave, to winning USA Gold Nationals in 2018 and followed it up with a fourth-place finish at the JO Cup in 2019.
- Led the team in batting average all four years for travel ball.
- Chose the Hokies over Kentucky and USF.

### SEASON/CAREER HIGHS

Hits 2, 6x, last at Louisville (3/28/21)  
 Runs 2, 2x, last vs. Virginia (3/28/21)  
 RBIs 2 at Kennesaw State [1] (2/13/21)  
 HRs 1 at Kennesaw State [1] (2/13/21)  
 Walks 2 at NC State (3/14/21)  
 Stolen Bases 2, 2x, last vs. Pitt [2] (3/20/21)  
 Hitting Streak 3 games(3/27/21 - 3/30/21)

### GAME-BY-GAME STATS

Date	Opponent	Pos	AB	R	H	RBI	2B	3B	HR	BB	SB	CS	HBP	SAC	SF	GDP	K	PO	A	E	Avg	
Feb 13	at Kennesaw State-1	*of	4	1	2	2	0	0	1	0	0	0	0	0	0	0	0	2	0	0	0	.500
Feb 13	at Kennesaw State-2	*of	2	1	0	0	0	0	1	2	0	1	0	0	0	1	0	1	0	0	0	.333
Feb 14	at Kennesaw State	*of	3	0	1	1	0	0	0	0	0	0	0	0	0	0	0	2	0	0	0	.333
Feb 18	at Clemson	*of	2	0	0	0	0	0	0	0	0	0	0	0	0	0	2	1	0	0	0	.273
Feb 19	at Clemson	pr	0	0	0	0	0	0	0	0	0	0	0	0	0	0	0	0	0	0	0	.273
Feb 20	vs Florida State-1	of	1	0	0	0	0	0	0	0	0	0	0	0	0	0	0	0	0	0	0	.250
Feb 20	vs Florida State-2	*of	2	1	2	0	0	0	0	1	0	0	0	0	0	0	0	2	0	0	0	.557
Feb 21	vs Florida State	*of	2	0	0	0	0	0	0	0	0	0	0	0	0	0	1	1	0	0	0	.312
Mar 12	at NC State	*of	2	1	0	0	0	0	1	1	0	0	0	0	0	0	0	1	0	0	0	.278
Mar 13	at NC State-1	*of	1	0	0	0	0	0	0	0	0	0	0	0	0	0	0	0	0	0	0	.269
Mar 13	at NC State-2	*pr/of	2	0	0	0	0	0	0	0	0	0	0	0	0	0	0	1	0	0	0	.238
Mar 14	at NC State	*of	0	2	0	0	0	0	2	1	0	0	0	0	0	0	0	0	0	0	0	.238
Mar 17	RADFORD-2	*of	3	0	1	0	0	0	0	0	0	0	0	0	0	0	0	0	0	0	0	.250
Mar 19	PITT	*pr/of	2	1	1	1	0	0	0	1	0	0	0	0	0	0	0	1	0	0	0	.269
Mar 20	PITT-1	*of	1	0	0	0	0	0	0	0	0	0	0	0	0	0	0	1	0	0	0	.259
Mar 20	PITT-2	*of	3	1	2	0	0	0	0	2	0	0	0	0	0	0	0	0	0	0	0	.300
Mar 21	PITT	*of	3	1	0	0	0	0	0	1	0	0	0	0	0	0	0	0	0	0	0	.273
Mar 24	VIRGINIA	*of	3	2	2	0	0	0	0	1	0	0	0	0	0	0	0	0	0	0	0	.306
Mar 26	at Louisville	*of	2	1	2	0	0	0	0	1	0	0	0	0	0	0	0	0	0	0	0	.342
Mar 27	at Louisville-1	*of	3	0	0	0	0	0	0	1	0	0	0	0	0	0	0	0	0	0	0	.317
Mar 27	at Louisville-2	*of	3	0	1	0	0	0	0	0	0	0	0	0	0	0	0	0	0	0	0	.318
Mar 28	at Louisville	*of	3	1	1	0	0	0	0	1	0	0	0	0	0	0	0	0	0	0	0	.340
Mar 30	at Virginia	*of	3	1	1	1	0	0	1	0	1	0	0	0	0	0	0	0	0	0	0	.340
Totals			17gs	50	14	17	6	2	0	1	5	12	1	3	0	0	1	3	14	0	1	.340



## CAMERON FAGAN

Freshman | 5-8  
IF | L/R

Dunnellon HS  
Dunnellon, Fla.

Major: Human Nutrition, Foods and Exercise

# 97

### AT THE PLATE

- Has started 17 games at shortstop this season.
- Has recorded a hit in 15 of 17 games, including eight multi-hit games.
- Went 7 for 13 in the series vs. Pitt scoring four games and knocking in two while stealing four bases.
- Hit her second home run of the season and contributed to the Hokies' school record eight home runs in Game 4 at NC State (3/14).
- Launched her first career home run in Game 3 vs. No. 13/14 Florida State and had three RBIs in the game (2/21).
- Started all three games at shortstop in the Kennesaw State series, recording a hit in every game.
- Leads the team in batting average at .455 and hits with five.
- Four-year letterwinner.
- Coached by Dennis Jenkins at Dunnellon High School.
- Played travel ball for Gainesville Gold.
- All-state and all-region selections.
- Led the state of Florida (FHSAA) 6A in batting average and runs scored, while being second in steals.
- A 2019 All-USA preseason team selection.
- Chose the Hokies over Missouri and Liberty.
- Father, Kevin, played college football at Miami (Fla.) and would go on to become a fourth-round pick by the 49ers, with winning two Super Bowls and being named all-pro.
- Her three sisters all went on to play Power Five softball.
- Kasey was the national Gatorade player of the year and two-time Florida Gatorade player of the year.
- Kasey played college softball at Arkansas.
- Sami, who currently works on Virginia Tech's softball staff, was also the Florida Gatorade player of the year.
- Sami played at Missouri, becoming an All-American, and would go on to play professionally in the U.S. (NPF Rookie of the Year) and in Japan.
- Haley played college softball at Arkansas, leading the Razorbacks to two Women's College World Series appearances.
- Her brother Cole played college football at Air Force and led the team in rushing in 2018.

### SEASON/CAREER HIGHS

Hits 2, 8x, last vs. Pitt (3/21/21)  
 Runs 2, 2x, last vs. Pitt (3/19/21)  
 RBIs 3 vs. No. 13/14 Florida State (2/21/21)  
 HRs 1, 2x, last at NC State (3/14/21)  
 Walks 1, 3x, last at NC State [2] (3/13/21)  
 Stolen Bases 2, 2x, last vs. Pitt [2] (3/20/21)  
 Hitting Streak 7 games (3/13/21 - 3/21/21)

### GAME-BY-GAME STATS

Date	Opponent	Pos	AB	R	H	RBI	2B	3B	HR	BB	SB	CS	HBP	SAC	SF	GDP	K	PO	A	E	Avg	
Feb 13	at Kennesaw State-1	*ss	4	1	1	0	0	0	0	1	1	0	0	0	0	0	0	0	0	0	0	.250
Feb 13	at Kennesaw State-2	*ss	3	2	2	1	0	0	0	1	0	0	0	0	0	0	0	0	0	0	0	.429
Feb 14	at Kennesaw State	*ss	4	0	2	1	0	0	0	1	0	0	0	0	0	0	0	0	3	1	0	.455
Feb 18	at Clemson	*ss	4	0	1	0	0	0	0	0	0	0	0	0	0	0	0	0	0	0	0	.400
Feb 19	at Clemson-1	*ss	2	1	1	0	0	0	0	1	0	0	0	0	0	0	0	0	0	0	0	.412
Feb 19	at Clemson	*ss	4	1	2	2	0	0	0	0	0	0	0	0	0	0	0	0	0	2	2	.429
Feb 20	vs Florida State-1	*ss	3	0	0	0	0	0	0	0	0	0	0	0	0	0	0	0	0	0	0	.375
Feb 20	vs Florida State-2	*ss	4	0	1	0	0	0	0	1	0	0	0	0	0	0	0	0	0	0	0	.357
Feb 21	vs Florida State	*ss	3	1	2	3	0	0	1	0	0	0	0	0	0	0	0	0	2	0	0	.387
Mar 12	at NC State	*ss	4	1	0	0	0	0	0	0	0	0	0	0	0	0	0	0	0	0	0	.343
Mar 13	at NC State-1	*ss	3	0	2	0	0	0	0	0	0	0	0	0	0	0	0	0	0	0	0	.358
Mar 13	at NC State-2	*ss	2	1	1	0	0	0	0	1	0	0	0	0	0	0	0	0	0	0	0	.375
Mar 14	at NC State	*ss	4	1	1	1	0	0	1	0	0	0	0	0	0	0	0	1	1	0	0	.364
Mar 19	PITT	*ss	3	2	2	0	0	0	0	2	0	0	0	0	0	0	0	0	0	0	0	.383
Mar 20	PITT-1	*ss	3	1	2	1	0	0	0	0	1	0	0	0	0	0	0	1	3	4	0	.400
Mar 20	PITT-2	*ss	4	1	1	0	0	0	0	2	0	0	0	0	0	0	0	0	0	0	0	.388
Mar 21	PITT	*ss	3	0	2	2	0	0	0	0	0	0	0	0	0	0	0	0	0	0	0	.404
Totals			17gs	57	13	23	11	1	0	2	3	7	3	0	1	0	0	5	17	22	1	.404

## NCAA STATS

Statistic	Player	National Rank	Conference Rank	Value	National Leader	Value	Conference Leader	Value
Batting Average (146 ranked)	Kelsey Brown	63	2	0.440	Emma Curry, Hartford	0.750	Abby Sweet, Notre Dame	0.538
Doubles (16 ranked)					Danielle Gibson, Arkansas	14	Jameson Kavel, Duke Abby Sweet, Notre Dame	10 10
Doubles Per Game (144 ranked)	Addy Greene	79	2	0.35	Danielle Rocheleau, Hartford	1.00	Abby Sweet, Notre Dame	0.42
Earned Run Average (150 ranked)	Keely Rochard	17	2	0.86	Sydney Senerchia, Saint Peter's Marika Deemer, Manhattan Caylee English, Hartford	0.00 0.00 0.00	Shelby Walters, Duke	0.53
Hit Batters (24 ranked)					4 players tied	1	Taylor Roby, Louisville	1
Hit by Pitch per Game (140 ranked)					Kenzi Maguire, South Carolina	0.67	Josie Muffley, Florida St.	0.42
Hits (147 ranked)	Kelsey Brown Jayme Bailey	50 147	3 10	33 28	Sami Williams, Iowa St.	52	Abby Sweet, Notre Dame	42
Hits Allowed Per Seven Innings (150 ranked)	Keely Rochard	12	1	3.04	Shannon Saile, Oklahoma	1.65	Keely Rochard, Virginia Tech	3.04
Home Runs (46 ranked)					Jocelyn Alo, Oklahoma	21	Miranda Farricker, NC State	8
Home Runs Per Game (132 ranked)	Grace Chavez Kelsey Bennett	78 100	4 5	0.30 0.28	Linda Rush, Drexel	0.90	Karina Gaskins, Notre Dame	0.37
On Base Percentage (150 ranked)					Emma Curry, Hartford	0.800	Abby Sweet, Notre Dame	0.591
RBI's (30 ranked)	Jayme Bailey	30	1	29	Jocelyn Alo, Oklahoma	56	Jayme Bailey, Virginia Tech	29
Runs Batted In Per Game (149 ranked)	Jayme Bailey	47	1	1.16	Linda Rush, Drexel	2.70	Jayme Bailey, Virginia Tech	1.16
Runs per Game (150 ranked)	Kelsey Brown	102	3	0.96	Danielle Rocheleau, Hartford	2.00	Abby Sweet, Notre Dame	1.08
Sacrifice Bunts per game (149 ranked)					Anja Solveig Kane, Saint Peter's Katie Sciglimpaglia, Saint Peter's	0.50 0.50	Katie Marino, Notre Dame	0.25
Sacrifice Flies (52 ranked)	Jayme Bailey Grace Chavez Morgan Overaitis	12 12 52	1 1 5	3 3 2	Sammy Dees, Bowling Green Karlee Juarez, Miami (OH) Kassidy Krupit, South Carolina	5 5 5	4 players tied	3
Saves (23 ranked)					5 players tied	4	Valerie Cagle, Clemson	4
Shutouts (30 ranked)	Keely Rochard	1	1	9	Keely Rochard, Virginia Tech	9	Keely Rochard, Virginia Tech	9
Slugging Percentage (299 ranked)	Jayme Bailey Kelsey Bennett	138 148	8 10	0.707 0.701	Linda Rush, Drexel	1.679	Abby Sweet, Notre Dame	0.936
Stolen Bases Per Game (150 ranked)	Kelsey Brown Emma Ritter	33 62	3 7	0.64 0.52	Kara Paradowski, Canisius	1.33	E.C. Taylor, Pittsburgh	0.74
Strikeout-to-Walk Ratio (150 ranked)	Keely Rochard	53	4	5.39	Rachel Garcia, UCLA	16.33	Brittany Pickett, North Carolina	11.56
Strikeouts (144 ranked)	Keely Rochard	2	1	167	Gabbie Plain, Washington	178	Keely Rochard, Virginia Tech	167
Strikeouts Per Seven Innings (150 ranked)	Keely Rochard	18	1	11.0	Rachel Garcia, UCLA	14.3	Keely Rochard, Virginia Tech	11.0
Total Bases (143 ranked)	Jayme Bailey	92	5	53	Sami Williams, Iowa St.	108	Abby Sweet, Notre Dame	73
Toughest to Strike Out (146 ranked)	Emma Ritter	135	5	16.7	25 players tied	0.0	Abby Sweet, Notre Dame	26.0
Triples (19 ranked)	Jayme Bailey	19	3	3	Sydney Chambley, Georgia	6	McKenzie Clark, Clemson	5
Triples Per Game (147 ranked)	Jayme Bailey	77	5	0.12	Bella Egizio, Lehigh	0.25	McKenzie Clark, Clemson	0.19
Victories (33 ranked)	Keely Rochard	2	1	16	Mary Haff, Arkansas	17	Keely Rochard, Virginia Tech	16
Walks Allowed Per Seven Innings (150 ranked)	Ivy Rosenberry	1	1	0.00	5 players tied	0.00	Ivy Rosenberry, Virginia Tech	0.00
Walks Per Game (147 ranked)					Renee Trotman, Detroit Mercy	1.75	Brittany Pickett, North Carolina	0.83

Statistic	National Rank	Conference Rank	Value	National Leader	Value	Conference Leader	Value
Batting Average (281 ranked)	31	2	0.315	Oklahoma	0.461	Notre Dame	0.317
Double Plays per Game (276 ranked)	34	3	0.44	Penn	1.00	Florida St.	0.69
Doubles (277 ranked)	32	2	37	Troy	58	Duke	53
Doubles per Game (279 ranked)	57	2	1.48	Army West Point	2.80	Duke	1.83
Earned Run Average (281 ranked)	18	3	1.57	Michigan	0.87	Clemson	1.49
Fielding Percentage (281 ranked)	103	6	0.964	Arizona	0.989	Florida St.	0.977
Hit Batters (278 ranked)	126	5	12	Penn	1	Louisville	5
Home Runs per game (275 ranked)	31	3	1.24	Oklahoma	3.36	NC State	1.48
On Base Percentage (281 ranked)	55	5	0.383	Oklahoma	0.535	Georgia Tech	0.394
Scoring (279 ranked)	42	2	5.96	Oklahoma	12.32	Duke	6.03
Shutouts (160 ranked)	4	1	12	Oklahoma St.	14	Virginia Tech	12
Slugging Percentage (281 ranked)	27	1	0.530	Oklahoma	0.902	Virginia Tech	0.530
Stolen Bases per Game (279 ranked)	32	4	1.80	Indiana	3.25	Florida St.	2.08
Strikeout-to-Walk Ratio (281 ranked)	8	3	4.67	North Carolina	7.69	North Carolina	7.69
Triple Plays (1 ranked)				7 teams tied	1	Virginia Tech	1
Triples per Game (250 ranked)	98	5	0.20	Stanford	0.58	Duke	0.38
WL Percentage (276 ranked)	31	3	0.800	Oklahoma Hartford	1.000 1.000	Duke	0.897
Walks (29 ranked)				Southern Ill.	145	Georgia Tech	101



## LAST FOUR BOX SCORES



**@HokiesSoftball**  
**#19 Virginia Tech at Virginia**  
 Mar 30, 2021 at Charlottesville, Va. (Palmer Park)



**Virginia Tech 9 (20-5)**

Player	ab	r	h	rbi	bb	so	po	a	lob
Kelsey Brown lf	4	2	3	0	0	2	0	0	0
Maddie Rountree ph	1	0	0	0	1	0	0	0	0
Addy Greene ss/pr	4	1	3	1	0	2	1	0	0
Grace Chavez ph	1	0	0	1	0	0	0	0	0
Jayme Bailey 1b	4	1	1	3	0	2	0	4	0
Kelsey Bennett 3b	4	0	1	1	0	0	0	1	2
Majia Louko pr	0	0	0	0	0	0	0	0	0
Morgan Overaitis 2b	4	1	0	0	0	0	1	1	1
Darby Trull cf	4	0	0	0	0	3	2	0	0
Emma Ritter rf	3	1	1	1	0	0	0	1	1
Cana Davis dh	4	0	1	0	0	1	0	0	1
Maddy Federico pr	0	1	0	0	0	0	0	0	0
Mackenzie Lawter c	1	2	1	2	0	12	1	0	0
Keely Rocharad p	0	0	0	0	0	0	0	0	0
Mackenzie Osborne p	0	0	0	0	0	0	0	0	0
<b>Totals</b>	<b>34</b>	<b>9</b>	<b>11</b>	<b>8</b>	<b>2</b>	<b>6</b>	<b>21</b>	<b>4</b>	<b>9</b>

**Virginia 1 (8-17)**

Player	ab	r	h	rbi	bb	so	po	a	lob
K. Goldberg ss	3	0	2	0	1	0	2	2	0
E. McBride lf	3	0	1	1	1	0	0	0	1
D. Friedman 1b	4	0	0	0	0	2	6	0	4
M. Keshin pr	0	0	0	0	0	0	0	0	0
T. Gilbert dh	3	0	0	0	0	1	0	0	1
A. Weaver rf	3	0	1	0	0	2	0	0	0
A. Ritchie 2b/pr	2	0	0	0	0	2	3	3	1
M. Murphy ph	0	0	0	0	0	0	0	0	0
A. Jennings c	3	0	0	0	0	1	6	0	1
M. Fox 3b	3	0	1	0	0	2	2	0	0
A. Barber pr	0	1	0	0	0	0	0	0	0
B. Winscott cf	2	0	0	0	0	0	2	0	0
G. Baylog ph	1	0	0	0	0	1	0	0	0
A. Rayle p	0	0	0	0	0	0	0	0	0
M. Wooten p	0	0	0	0	0	0	0	0	0
C. Zureich p	0	0	0	0	0	0	0	0	0
M. Harris p	0	0	0	0	0	0	0	0	0
<b>Totals</b>	<b>27</b>	<b>1</b>	<b>5</b>	<b>1</b>	<b>2</b>	<b>12</b>	<b>21</b>	<b>5</b>	<b>8</b>

**Score by Innings**

	1	2	3	4	5	6	7	R	H	E
Virginia Tech	1	1	1	4	1	0	1	9	11	3
Virginia	0	0	0	0	1	0	0	1	5	4

E - A. Greene(6); K. Bennett(3); M. Overaitis(2); K. Goldberg(6); A. Jennings(2); A. Rayle 2(DP - Hokies 1. LOB - Hokies 9; Virginia 8. 2B - A. Greene(7); E. Ritter(2); C. Davis(2); M. Fox(1), 3B - J. Bailey(3). HBP - J. Bailey; E. Ritter; M. Lawter; M. Murphy. 5B - K. Brown(16); E. Ritter(12). CS - A. Weaver(1).

**Virginia Tech**

Player	ip	h	r	er	bb	so	ab	bf
Keely Rocharad	6.0	4	1	1	1	11	23	25
Mackenzie Osborne	1.0	1	0	0	1	1	4	5

**Virginia**

Player	ip	h	r	er	bb	so	ab	bf
A. Rayle	3.0	3	4	1	1	3	14	18
M. Wooten	0.0	4	3	3	0	0	4	4
C. Zureich	1.0	1	1	1	0	1	4	4
M. Harris	3.0	3	1	1	1	2	12	13



**@HokiesSoftball**  
**#19 Virginia Tech at Louisville (Game 2)**  
 Mar 27, 2021 at Louisville, Ky. (Ulmer Stadium)



**Virginia Tech 2 (18-5,12-5)**

Player	ab	r	h	rbi	bb	so	po	a	lob
Kelsey Brown lf	4	1	1	0	0	0	0	0	1
Addy Greene ss	3	1	1	0	0	0	2	0	0
Morgan Overaitis 2b	3	0	1	0	0	1	4	1	0
Jayme Bailey 1b	2	0	0	1	0	0	4	1	1
Kelsey Bennett 3b	3	0	1	0	0	0	1	0	0
Darby Trull cf	2	0	0	1	0	2	1	0	0
Emma Ritter rf	3	0	1	0	0	0	0	0	0
Grace Chavez dh	1	0	0	0	0	0	0	0	0
Maddie Rountree ph/dh	2	0	0	0	0	0	0	0	0
Mackenzie Lawter c	2	0	0	0	0	8	1	2	0
Alexa Millus ph	1	0	0	0	0	0	0	0	0
Mackenzie Osborne p	0	0	0	0	0	0	0	0	0
Keely Rocharad p	0	0	0	0	0	0	0	0	0
<b>Totals</b>	<b>26</b>	<b>2</b>	<b>5</b>	<b>1</b>	<b>1</b>	<b>18</b>	<b>10</b>	<b>5</b>	

**Louisville 3 (10-13,4-8)**

Player	ab	r	h	rbi	bb	so	po	a	lob
CarGreenwood lf	3	0	2	0	0	0	1	0	0
Funke cf	2	0	0	0	0	1	1	0	0
Roby dh/p	3	0	2	0	0	0	0	1	2
Leonhardt pr	0	1	0	0	0	0	0	0	0
Hurst 1b	3	2	2	3	0	0	13	0	1
Weddle c	2	0	0	0	0	0	1	0	0
Bickel pr	0	0	0	0	0	0	0	0	0
Butler pr	0	0	0	0	0	0	0	0	0
CasGreenwood c	1	0	0	0	0	1	0	0	0
Servi ss	3	0	0	0	0	1	1	2	0
Wolfe rf	2	0	0	0	0	1	2	0	0
Newman 2b	1	0	0	0	0	0	3	1	0
Miller, V. ph	1	0	0	0	0	1	0	0	0
Ornelas 3b	2	0	0	0	0	1	0	4	0
Holloway p/dh	0	0	0	0	0	0	1	0	0
<b>Totals</b>	<b>23</b>	<b>3</b>	<b>6</b>	<b>3</b>	<b>0</b>	<b>6</b>	<b>21</b>	<b>11</b>	<b>3</b>

**Score by Innings**

	1	2	3	4	5	6	7	R	H	E
Virginia Tech	0	0	2	0	0	0	0	2	5	2
Louisville	0	0	0	1	0	2	X	3	6	1

E - A. Greene(4); K. Bennett(2); Servi(4). DP - VT 1. LOB - VT 5; LOU 3. 2B - A. Greene(6); K. Bennett(4). HR - Hurst 2(3). SH - Funke(2). SF - J. Bailey(3).

**Virginia Tech**

Player	ip	h	r	er	bb	so	ab	bf
Mackenzie Osborne	5.0	4	1	1	0	3	18	19
Keely Rocharad	1.0	2	2	2	0	3	5	5

**Louisville**

Player	ip	h	r	er	bb	so	ab	bf
Holloway	5.0	3	2	1	1	1	18	20
Roby	2.0	2	0	0	0	0	8	8

Win - Roby (6-5). Loss - K. Rocharad (14-2). Save - None.  
 WP - Holloway(2). PB - Weddle(1).

Umpires - HP: Shane Jackson 1B: Matthew Dial 3B: Ed Clark  
 Start: 2:22 pm Time: 1:40 Attendance: 256  
 Weather: Sunny, 65 degrees



**@HokiesSoftball**  
**#19 Virginia Tech at Louisville**  
 Mar 28, 2021 at Louisville Ky. (Ulmer Stadium)



**Virginia Tech 8 (19-5,13-5)**

Player	ab	r	h	rbi	bb	so	po	a	lob
Kelsey Brown lf	4	1	2	0	0	2	0	0	0
Addy Greene ss	4	1	1	0	0	1	2	0	1
Jayme Bailey 1b	4	1	2	1	0	0	4	0	1
Kelsey Bennett 3b	2	0	0	1	0	0	0	3	0
Morgan Overaitis 2b	3	1	1	0	0	0	0	1	1
Darby Trull cf	3	0	1	0	0	0	1	0	0
Emma Ritter rf	3	1	2	1	0	0	0	1	0
Alexa Millus c	2	0	0	0	0	1	3	1	0
Mackenzie Lawter c	0	1	0	0	1	0	3	0	0
Cana Davis dh	2	1	2	2	1	0	0	0	0
Majia Louko pr	0	0	0	0	0	0	0	0	0
Maddy Federico pr	0	1	0	0	0	0	0	0	0
Keely Rocharad p	0	0	0	0	0	0	1	0	0
<b>Totals</b>	<b>27</b>	<b>8</b>	<b>11</b>	<b>5</b>	<b>2</b>	<b>15</b>	<b>3</b>	<b>7</b>	

**Louisville 0 (10-14,4-9)**

Player	ab	r	h	rbi	bb	so	po	a	lob
CarGreenwood lf	2	0	0	0	0	0	1	0	0
Funke cf	2	0	0	0	0	1	1	0	1
Roby p/dh	2	0	0	0	0	2	0	0	0
Hurst 1b	1	0	0	0	1	1	9	1	0
Weddle dh	1	0	0	0	0	0	0	0	0
Holloway p	1	0	0	0	0	1	0	2	0
Hudson p	0	0	0	0	0	0	0	0	0
CasGreenwood c	2	0	1	0	0	2	1	1	0
Newman 2b	2	0	0	0	0	1	1	1	1
Butler rf	1	0	0	0	0	0	0	0	0
Chung ph	1	0	0	0	0	1	0	0	0
Servi ss	1	0	0	0	0	0	1	2	0
Ornelas 3b/pr	0	0	0	0	0	0	0	2	0
<b>Totals</b>	<b>16</b>	<b>0</b>	<b>1</b>	<b>0</b>	<b>1</b>	<b>6</b>	<b>15</b>	<b>9</b>	<b>3</b>

**Score by Innings**

	1	2	3	4	5	6	7	R	H	E
Virginia Tech	1	2	1	0	4	0	0	8	11	1
Louisville	0	0	0	0	0	0	0	0	1	5

E - A. Greene(5); Hurst(5); Holloway 2(1); Newman(2); Servi(4). LOB - VT 7; LOU 3. 2B - J. Bailey(7); D. Trull(5); CasGreenwood(2). HR - J. Bailey(4); C. Davis(3). HBP - Servi. SF - K. Bennett(1). 5B - CarGreenwood(6). CS - E. Ritter(1); Servi(1).

**Virginia Tech**

Player	ip	h	r	er	bb	so	ab	bf
Keely Rocharad	5.0	1	0	0	1	6	16	18

**Louisville**

Player	ip	h	r	er	bb	so	ab	bf
Roby	2.0	5	3	3	0	0	10	11
Holloway	2.2	6	5	2	2	2	15	17
Hudson	0.1	0	0	0	0	0	2	2

Win - K. Rocharad (15-2). Loss - Roby (6-7). Save - None.  
 WP - K. Rocharad(3); Hudson(2). HBP - by K. Rocharad (Servi).

Umpires - HP: Matthew Kial 1B: Ed Clark 3B: Shane Jackson  
 Start: 1:02 pm Time: 1:37 Attendance: 189  
 Weather: Partly sunny, 55 degrees windy



**@HokiesSoftball**  
**#19 Virginia Tech at Louisville (Game 1)**  
 Mar 27, 2021 at Louisville, Ky. (Ulmer Stadium)



**Virginia Tech 2 (18-4,12-4)**

Player	ab	r	h	rbi	bb	so	po	a	lob
Kelsey Brown lf	3	1	3	0	0	2	0	0	0
Morgan Overaitis 2b	2	0	0	1	0	0	0	2	0
Grace Chavez dh	2	0	0	1	0	0	0	0	0
Jayme Bailey 1b	3	0	0	0	0	3	0	0	0
Kelsey Bennett 3b	3	0	0	0	0	0	3	0	0
Darby Trull cf									

## SEASON STATS



**@HokiesSoftball**  
**Overall Statistics for Virginia Tech (as of Mar 30, 2021)**  
**(All games Sorted by Batting avg)**



Record: 20-5 Home: 6-1 Away: 12-3 Neutral: 2-1 ACC: 13-5

Player	avg	gp-gs	ab	r	h	2b	3b	hr	rbi	tb	slg%	bb	hp	so	gdp	ob%	sf	sh	sb-att	po	a	e	fld%	
21 Kelsey Brown	.440	25-23	75	24	33	1	1	0	7	36	.480	4	1	6	0	.475	0	0	16-16	28	1	0	1.000	
97 Cameron Fagan	.404	17-17	57	13	23	1	0	2	11	30	.526	3	0	5	0	.433	0	1	7-10	17	22	1	.975	
2 Jayme Bailey	.373	25-25	75	17	28	7	3	4	29	53	.707	6	2	6	0	.419	3	0	1-1	76	2	2	.975	
11 Cana Davis	.343	16-9	35	5	12	2	0	3	8	23	.657	2	0	8	1	.378	0	0	0-0	1	0	0	1.000	
90 Emma Ritter	.340	23-17	50	14	17	2	0	1	6	22	.440	5	3	3	1	.431	0	0	12-13	14	0	1	.933	
4 Darby Trull	.308	24-23	65	8	20	5	0	0	10	25	.385	5	0	5	0	.357	0	0	3-3	20	4	2	.923	
8 Kelsey Bennett	.299	25-25	67	11	20	4	1	7	19	47	.701	8	3	7	0	.392	1	0	0-0	19	27	3	.939	
26 Addy Greene	.295	20-18	44	8	13	7	0	1	8	23	.523	2	0	9	0	.326	0	0	2-2	18	29	6	.887	
24 Morgan Overaitis	.283	19-15	46	11	13	3	0	3	7	25	.543	3	0	4	0	.314	2	0	0-0	16	9	2	.926	
12 Alexa Milius	.235	18-12	34	6	8	1	0	2	7	15	.441	6	0	5	1	.350	0	0	0-0	83	4	1	.989	
18 Mackenzie Lawter	.208	18-16	24	9	5	2	0	0	4	7	.292	13	1	3	0	.500	0	1	0-0	123	5	1	.992	
16 Meredith Slaw	.190	11-7	21	2	4	1	0	1	9	8	.381	4	1	2	0	.346	0	0	0-0	47	1	0	1.000	
28 Grace Chavez	.174	20-17	46	6	8	1	0	6	14	27	.587	3	0	11	2	.212	3	1	0-0	0	0	0	.000	
19 Maddie Rountree	.091	10-1	11	0	1	0	0	0	0	1	.091	1	1	3	0	.231	0	0	0-0	0	0	0	.000	
-----																								
31 Kayleigh Addington	.500	3-0	2	1	1	0	0	1	2	4	2.000	0	0	1	0	.500	0	0	0-0	4	0	0	1.000	
22 Maija Louko	.000	12-0	1	4	0	0	0	0	0	0	.000	0	0	0	0	.000	0	0	2-2	0	0	0	.000	
15 Emma Yates	.000	1-0	0	0	0	0	0	0	0	0	.000	0	0	0	0	.000	0	0	0-0	0	0	0	.000	
20 Maddy Federico	.000	11-0	0	6	0	0	0	0	0	0	.000	0	0	0	0	.000	0	0	1-2	0	0	0	.000	
10 Mackenzie Osborne	.000	8-2	0	0	0	0	0	0	0	0	.000	0	0	0	0	.000	0	0	0-0	0	3	0	1.000	
33 Kaylee Hewitt	.000	1-0	0	0	0	0	0	0	0	0	.000	0	0	0	0	.000	0	0	0-0	0	0	0	.000	
27 Rebecca Ludwig	.000	4-0	0	4	0	0	0	0	0	0	.000	0	0	0	0	.000	0	0	1-1	0	0	0	.000	
34 Ivy Rosenberry	.000	6-6	0	0	0	0	0	0	0	0	.000	0	0	0	0	.000	0	0	0-0	0	10	3	.769	
3 Keely Rochard	.000	18-17	0	0	0	0	0	0	0	0	.000	0	0	0	0	.000	0	0	0-0	1	5	0	1.000	
Totals	.315	25	653	149	206	37	5	31	141	346	.530	65	12	78	5	.383	9	3	45-50	467	122	22	.964	
Opponents	.165	25	556	44	92	13	2	10	39	139	.250	42	12	196	7	.239	2	2	20-23	452	173	27	.959	

LOB - Team (141), Opp (104). DPs turned - Team (11), Opp (9). CI - Team (1), M. Lawter 1.

### (All games Sorted by Earned run avg)

Player	era	w-l	app	gs	cg	sho	sv	ip	h	r	er	bb	so	2b	3b	hr	b/avg	wp	hp	bks	sha	
3 Keely Rochard	0.86	16-2	18	17	14	9/1	0	106.0	46	19	13	31	167	6	1	5	.127	4	9	0	1	1
10 Mackenzie Osborne	2.37	1-0	8	2	1	0/1	0	20.2	14	7	7	8	13	0	0	4	.192	0	1	0	0	1
34 Ivy Rosenberry	3.25	3-3	6	6	3	2/0	0	28.0	31	16	13	0	16	6	1	1	.265	0	2	0	1	0
33 Kaylee Hewitt	14.00	0-0	1	0	0	0/0	0	1.0	1	2	2	3	0	1	0	0	.250	0	0	0	0	0
Totals	1.57	20-5	25	25	18	12/1	0	155.2	92	44	35	42	196	13	2	10	.165	4	12	0	2	2
Opponents	5.99	5-20	25	25	7	1/0	0	150.2	206	149	129	65	78	37	5	31	.315	9	12	0	9	3

PB - Team (3), A. Milius 2, M. Lawter 1, Opp (4). SBA/ATT - K. Rochard (16-18), M. Lawter (11-13), A. Milius (9-10), Rosenberry (3-3), M. Osborne (0-1), K. Hewitt (1-1).

Player	c	po	a	e	fld%	dp	sba	csb	sba%	pb	ci
16 Meredith Slaw	48	47	1	0	1.000	5	0	0	---	0	0
21 Kelsey Brown	29	28	1	0	1.000	0	0	0	---	0	0
3 Keely Rochard	6	1	5	0	1.000	0	16	2	.889	0	0
31 Kayleigh Addington	4	4	0	0	1.000	1	0	0	---	0	0
10 Mackenzie Osborne	3	0	3	0	1.000	0	0	1	.000	0	0
11 Cana Davis	1	1	0	0	1.000	0	0	0	---	0	0
18 Mackenzie Lawter	129	123	5	1	.992	1	11	2	.846	1	1
12 Alexa Milius	88	83	4	1	.989	0	9	1	.900	2	0
2 Jayme Bailey	80	76	2	2	.975	6	0	0	---	0	0
97 Cameron Fagan	40	17	22	1	.975	3	0	0	---	0	0
8 Kelsey Bennett	49	19	27	3	.939	4	0	0	---	0	0
90 Emma Ritter	15	14	0	1	.933	0	0	0	---	0	0
24 Morgan Overaitis	27	16	9	2	.926	2	0	0	---	0	0
4 Darby Trull	26	20	4	2	.923	0	0	0	---	0	0
26 Addy Greene	53	18	29	6	.887	7	0	0	---	0	0
34 Ivy Rosenberry	13	0	10	3	.769	0	3	0	1.000	0	0
27 Rebecca Ludwig	0	0	0	0	.000	0	0	0	---	0	0
28 Grace Chavez	0	0	0	0	.000	0	0	0	---	0	0
15 Emma Yates	0	0	0	0	.000	0	0	0	---	0	0
22 Maija Louko	0	0	0	0	.000	0	0	0	---	0	0
20 Maddy Federico	0	0	0	0	.000	0	0	0	---	0	0
33 Kaylee Hewitt	0	0	0	0	.000	0	1	0	1.000	0	0
19 Maddie Rountree	0	0	0	0	.000	0	0	0	---	0	0
Totals	611	467	122	22	.964	11	20	3	.870	3	1
Opponents	652	452	173	27	.959	9	45	5	.900	4	0



## CONFERENCE STATS



**@HokiesSoftball**  
 Conference statistics for Virginia Tech (as of Mar 28, 2021)  
**(ACC games only Sorted by Batting avg)**



Record: 13-5 Home: 3-1 Away: 8-3 Neutral: 2-1 ACC: 13-5

Player	avg	gp-gs	ab	r	h	2b	3b	hr	rbi	tb	slg%	bb	hp	so	gdp	ob%	sf	sh	sb-att	po	a	e	fld%	
21 Kelsey Brown	.418	18-17	55	18	23	0	1	0	3	25	.455	4	1	5	0	.467	0	0	15-15	21	0	0	1.000	
97 Cameron Fagan	.391	14-14	46	10	18	1	0	2	9	25	.543	2	0	5	0	.417	0	1	5-7	13	16	1	.967	
11 Cana Davis	.389	10-5	18	4	7	0	0	2	6	13	.722	2	0	4	1	.450	0	0	0-0	0	0	0	.000	
2 Jayme Bailey	.358	18-18	53	12	19	6	0	3	17	34	.642	3	1	5	0	.383	3	0	0-0	59	1	1	.984	
4 Darby Trull	.347	18-18	49	5	17	3	0	0	8	20	.408	4	0	1	0	.396	0	0	2-2	13	4	1	.944	
90 Emma Ritter	.313	17-11	32	9	10	0	0	0	2	10	.313	4	1	3	0	.405	0	0	8-9	8	0	1	.889	
24 Morgan Overaitis	.294	13-11	34	6	10	3	0	1	4	16	.471	2	0	4	0	.324	1	0	0-0	8	6	0	1.000	
8 Kelsey Bennett	.273	18-18	44	8	12	2	0	5	12	29	.659	7	3	5	0	.400	1	0	0-0	17	14	1	.969	
26 Addy Greene	.241	14-12	29	5	7	5	0	0	5	12	.414	0	0	5	0	.241	0	0	2-2	10	23	3	.917	
12 Alexa Milius	.231	13-9	26	2	6	1	0	1	6	10	.385	5	0	5	1	.355	0	0	0-0	74	1	1	.987	
16 Meredith Slaw	.231	8-4	13	1	3	1	0	1	8	7	.538	0	1	2	0	.286	0	0	0-0	25	1	0	1.000	
18 Mackenzie Lawter	.176	13-11	17	3	3	1	0	0	2	4	.235	5	0	3	0	.364	0	1	0-0	80	4	1	.988	
28 Grace Chavez	.147	15-14	34	4	5	0	0	4	10	17	.500	3	0	10	1	.205	2	1	0-0	0	0	0	.000	
-----																								
19 Maddie Rountree	.143	6-0	7	0	1	0	0	0	0	1	.143	0	0	2	0	.143	0	0	0-0	0	0	0	.000	
31 Kayleigh Addington	.000	2-0	1	0	0	0	0	0	0	0	.000	0	0	1	0	.000	0	0	0-0	3	0	0	1.000	
34 Ivy Rosenberry	.000	4-4	0	0	0	0	0	0	0	0	.000	0	0	0	0	.000	0	0	0-0	0	5	2	.714	
20 Maddy Federico	.000	9-0	0	4	0	0	0	0	0	0	.000	0	0	0	0	.000	0	0	1-2	0	0	0	.000	
10 Mackenzie Osborne	.000	6-1	0	0	0	0	0	0	0	0	.000	0	0	0	0	.000	0	0	0-0	0	3	0	1.000	
33 Kaylee Hewitt	.000	1-0	0	0	0	0	0	0	0	0	.000	0	0	0	0	.000	0	0	0-0	0	0	0	.000	
3 Keely Rochar	.000	14-13	0	0	0	0	0	0	0	0	.000	0	0	0	0	.000	0	0	0-0	1	5	0	1.000	
22 Maija Louko	.000	9-0	0	3	0	0	0	0	0	0	.000	0	0	0	0	.000	0	0	2-2	0	0	0	.000	
27 Rebecca Ludowig	.000	3-0	0	3	0	0	0	0	0	0	.000	0	0	0	0	.000	0	0	0-0	0	0	0	.000	
Totals	.308	18	458	97	141	23	1	19	92	223	.487	41	7	60	3	.368	7	3	35-39	332	83	12	.972	
Opponents	.177	18	395	41	70	10	2	9	36	111	.281	34	9	147	4	.257	2	2	15-17	324	128	16	.966	

LOB - Team (95), Opp (70). DPs turned - Team (7), Opp (7). CI - Team (1), M. Lawter 1.

### (ACC games only Sorted by Earned run avg)

Player	era	w-l	app	gs	cg	sho	sv	ip	h	r	er	bb	so	2b	3b	hr	b/avg	wp	hp	bk	sfa	sha
3 Keely Rochar	1.06	12-2	14	13	11	6/1	0	79.0	36	18	12	26	129	5	1	5	.134	3	8	0	1	1
10 Mackenzie Osborne	2.86	0-0	6	1	0	0/1	0	14.2	10	6	6	5	8	0	0	3	.196	0	0	0	0	1
34 Ivy Rosenberry	5.25	1-3	4	4	1	1/0	0	16.0	23	15	12	0	10	4	1	1	.324	0	1	0	1	0
33 Kaylee Hewitt	14.00	0-0	1	0	0	0/0	0	1.0	1	2	2	3	0	1	0	0	.250	0	0	0	0	0
Totals	2.02	13-5	18	18	12	8/1	0	110.2	70	41	32	34	147	10	2	9	.177	3	9	0	2	2
Opponents	5.38	5-13	18	18	7	1/0	0	108.0	141	97	83	41	60	23	1	19	.308	4	7	0	7	3

PB - Team (2), A. Milius 2, Opp (3). SBA/ATT - K. Rochar (12-13), A. Milius (8-9), M. Lawter (7-8), Rosenberry (2-2), K. Hewitt (1-1), M. Osborne (0-1).

Player	c	po	a	e	fld%	dp	sba	csb	sba%	pb	ci
16 Meredith Slaw	26	25	1	0	1.000	5	0	0	---	0	0
21 Kelsey Brown	21	21	0	0	1.000	0	0	0	---	0	0
24 Morgan Overaitis	14	8	6	0	1.000	0	0	0	---	0	0
3 Keely Rochar	6	1	5	0	1.000	0	12	1	.923	0	0
31 Kayleigh Addington	3	3	0	0	1.000	0	0	0	---	0	0
10 Mackenzie Osborne	3	0	3	0	1.000	0	0	1	.000	0	0
18 Mackenzie Lawter	85	80	4	1	.988	1	7	1	.875	0	1
12 Alexa Milius	76	74	1	1	.987	0	8	1	.889	2	0
2 Jayme Bailey	61	59	1	1	.984	2	0	0	---	0	0
8 Kelsey Bennett	32	17	14	1	.969	2	0	0	---	0	0
97 Cameron Fagan	30	13	16	1	.967	3	0	0	---	0	0
4 Darby Trull	18	13	4	1	.944	0	0	0	---	0	0
26 Addy Greene	36	10	23	3	.917	6	0	0	---	0	0
90 Emma Ritter	9	8	0	1	.889	0	0	0	---	0	0
34 Ivy Rosenberry	7	0	5	2	.714	0	2	0	1.000	0	0
27 Rebecca Ludowig	0	0	0	0	.000	0	0	0	---	0	0
11 Cana Davis	0	0	0	0	.000	0	0	0	---	0	0
28 Grace Chavez	0	0	0	0	.000	0	0	0	---	0	0
20 Maddy Federico	0	0	0	0	.000	0	0	0	---	0	0
33 Kaylee Hewitt	0	0	0	0	.000	0	1	0	1.000	0	0
22 Maija Louko	0	0	0	0	.000	0	0	0	---	0	0
19 Maddie Rountree	0	0	0	0	.000	0	0	0	---	0	0
Totals	427	332	83	12	.972	7	15	2	.882	2	1
Opponents	468	324	128	16	.966	7	35	4	.897	3	0





**2**  
Jayme BAILEY  
U | 5-5 | So.  
Scott Depot, W.Va.  
JAY-me



**3**  
Keely ROCHARD  
P | 5-8 | Jr.  
Williamsburg, Va.  
KEY-lee row-SHARD



**4**  
Darby TRULL  
OF | 5-3 | Jr.  
Fort Mill, S.C.



**5**  
Jenna PEARSON  
U | 5-8 | Fr.  
North Stafford, Va.



**7**  
Keara NAPOLI  
P | 5-6 | Jr.  
Alpharetta, Ga.  
KEER-uh



**8**  
Kelsey BENNETT  
IF | 5-5 | So.  
Jefferson, Ga.



**10**  
Mackenzie OSBORNE  
P | 5-9 | Fr.  
Richlands, Va.



**11**  
Cana DAVIS  
OF | 5-9 | Jr.  
Harrisonburg, Va.  
KAY-nuh



**12**  
Alexa MILIUS  
C | So.  
Thomaston, Conn.  
MILL-ee-us



**15**  
Emma YATES  
C | 5-6 | Fr.  
Fairfax Station, Va.



**16**  
Meredith SLAW  
IF | 5-11 | So.  
Warsaw, Va.



**17**  
Molly JACOBSON  
P | 6-0 | Fr.  
Waukee, Iowa



**18**  
Mackenzie LAWTER  
C | 5-5 | Jr.  
South Boston, Va.



**19**  
Maddie ROUNTREE  
IF | 5-11 | Fr.  
Smithfield, Va.



**20**  
Maddy FEDERICO  
OF | 5-6 | Fr.  
Midlothian, Va.



**21**  
Kelsey BROWN  
OF | 5-6 | So.  
Haymarket, Va.



**22**  
Maija LOUKO  
IF | 5-7 | Fr.  
Reston, Va.  
MAI-ah LOO-koh



**24**  
Morgan OVERAITIS  
IF | 5-4 | So.  
Canton, Mich.  
OH-ver-AI-tis



**26**  
Addy GREENE  
IF | 5-9 | Fr.  
Suffolk, Va.



**27**  
Rebecca LUDOWIG  
IF | 5-10 | Fr.  
Ashburn, Va.  
LUD-oh-wig



**28**  
Grace CHAVEZ  
C | 5-9 | So.  
Las Vegas, Nev.  
SHAW-vez



**31**  
Kayleigh ADDINGTON  
C | 5-7 | Jr.  
Lexington, Va.



**33**  
Kaylee HEWITT  
P | 6-2 | Fr.  
Murfreesboro, Tenn.



**34**  
Ivy ROSENBERY  
P | 5-6 | Fr.  
Winchester, Va.



**90**  
Emma RITTER  
OF | 5-9 | Fr.  
Perryville, Md.



**97**  
Cameron FAGAN  
IF | 5-8 | Fr.  
Dunnellon, Fla.




Pete D'AMOUR  
Head Coach  
Third Season  
Duh-More



Doug GILLIS  
Assistant Coach  
Third Season



Mike LEWIS  
Assistant Coach  
First Season



Andrew STOVER  
Volunteer Assistant  
Second Season

