



VIRGINIA TECH

2021 BASEBALL



20 MLB PLAYERS • 23 ALL-AMERICANS • 10 NCAA APPEARANCES • 102 DRAFT SELECTIONS

GAMES 19-21

THE MATCHUP

GAMES 19-21 | MARCH 26-28 | CHARLES L. COST FIELD (900) | PITTSBURGH, PA.

VIRGINIA TECH HOKIES (10-8, 6-6 ACC)



Head Coach:
John Szefc
Record at VT:
68-73 (4th Year)
Career Record:
460-332-3 (16th Year)

2021 TEAM STATS

| | No. | NCAA | ACC |
|-----------------|-------|------|-----|
| Batting Average | .272 | 85 | 5 |
| Runs | 120 | 62 | 4 |
| Hits | 166 | 78 | 4 |
| Home Runs | 22 | 32 | 3 |
| Stolen Bases | 16 | 126 | 8 |
| ERA | 4.36 | 102 | 10 |
| WHIP | 1.45 | 134 | 11 |
| Fielding Pct | 0.968 | 142 | 10 |

* Rankings as of March 25, 2021

VS

#15 PITT PANTHERS 12-5, 8-4 ACC



Head Coach:
Mike Bell
Record at Pitt:
43-45 (3rd Year)
Career Record:
43-45 (3rd Year)

2021 TEAM STATS

| | No. | NCAA | SoCon |
|-----------------|-------|------|-------|
| Batting Average | .268 | 97 | 7 |
| Runs | 110 | 80 | 6 |
| Hits | 164 | 82 | 5 |
| Home Runs | 18 | 58 | 9 |
| Stolen Bases | 7 | 241 | 13 |
| ERA | 4.18 | 87 | 7 |
| WHIP | 1.38 | 92 | 9 |
| Fielding Pct | 0.979 | 32 | 3 |

* Rankings as of March 25, 2021

2021 SCHEDULE

| RECORD | 10-8 |
|----------------|------|
| ACC | 6-6 |
| NON-CONFERENCE | 4-2 |
| HOME | 7-4 |
| AWAY | 3-3 |
| NEUTRAL | 0-0 |

| Date | Opponent | TV | Time/Result |
|-----------|-------------------------------|-------|----------------|
| 2/21 | Kent State (DH) | ACCNX | W, 3-1; W, 9-2 |
| 2/23 | Radford | ACCNX | W, 22-2 |
| 2/26 | at Miami* | ACCNX | W, 5-3 |
| 2/27 | at Miami* | ACCNX | L, 3-0 |
| 2/28 | at Miami* | ACCNX | W, 9-6 |
| 3/5 | North Carolina* | ACCNX | W, 10-6 |
| 3/6 | North Carolina* | ACCNX | W, 6-4 |
| 3/7 | North Carolina* | ACCNX | L, 9-6 |
| 3/9 | VCU | ACCNX | W, 10-9 |
| 3/10 | VCU | ACCNX | L, 7-10 |
| 3/12 | Florida State* | ACCNX | L, 6-4 |
| 3/13 | Florida State* | ACCNX | W, 5-0 |
| 3/14 | Florida State* | ACCNX | L, 14-7 |
| 3/16 | UNC Greensboro | ACCNX | L, 7-2 |
| 3/19 | at Clemson* | | L, 8-2 |
| 3/20 | at Clemson* | | W, 11-3 |
| 3/21 | at Clemson* | | L, 4-2 |
| 3/26 | at Pitt* | | 3 PM |
| 3/27 | at Pitt* | | 3 PM |
| 3/28 | at Pitt* | | 1 PM |
| 4/1 | Boston College* | ACCNX | 6 PM |
| 4/2 | Boston College* | ACCNX | 6 PM |
| 4/3 | Boston College* | ACCNX | 1 PM |
| 4/6 | at East Tennessee State | | 6 PM |
| 4/9 | at Wake Forest* | | 6 PM |
| 4/10 | at Wake Forest* | | 4 PM |
| 4/11 | at Wake Forest* | | 1 PM |
| 4/13 | at Liberty | | 6 PM |
| 4/16 | Georgia Tech* | ACCNX | 6 PM |
| 4/17 | Georgia Tech* | ACCNX | 3 PM |
| 4/18 | Georgia Tech* | ACCNX | 1 PM |
| 4/20 | VMI | ACCNX | 6 PM |
| 4/23 | at NC State* | | 6:30 PM |
| 4/24 | at NC State* | | 6:30 PM |
| 4/25 | at NC State* | | 1 PM |
| 4/27 | East Tennessee State | ACCNX | 6 PM |
| 4/30 | Virginia* | ACCN | 6 PM |
| 5/1 | Virginia* | ACCN | 3 PM |
| 5/2 | Virginia* | ACCN | 1 PM |
| 5/4 | Georgetown | ACCNX | 6 PM |
| 5/8 | Toledo (DH) | ACCNX | 2 PM |
| 5/9 | Toledo | ACCNX | 2 PM |
| 5/12 | Liberty | ACCN | 6 PM |
| 5/14 | at Duke* | | TBD |
| 5/15 | at Duke* | | TBD |
| 5/16 | at Duke* | | TBD |
| 5/20 | Notre Dame* | ACCNX | 6 PM |
| 5/21 | Notre Dame* | ACCNX | 6 PM |
| 5/22 | Notre Dame* | ACCNX | 1 PM |
| 5/25-5/30 | ACC Championship ¹ | | TBA |

* - ACC Game
1 - Played at TBD

All Times Eastern & Subject to Change

SERIES HISTORY: VIRGINIA TECH - PITT

Overall: 17-20-1

In Blacksburg: 7-8

In Pittsburgh: 5-10

At Neutral Sites: 5-2

Last Meeting: March 17, 2019 - L, 0-1 - Pittsburgh, Pa.

Last Five Meetings (0-5)

| Date | Result | Location |
|----------------|------------------|-----------------|
| March 17, 2019 | L, 0-1 | Pittsburgh, Pa. |
| March 16, 2019 | W, 16-1 | Pittsburgh, Pa. |
| March 15, 2019 | W, 11-4 | Pittsburgh, Pa. |
| March 10, 2018 | W, 3-1, L, 10-15 | Blacksburg, Va. |
| March 9, 2018 | W, 4-1 | Blacksburg, Va. |

KEY STORYLINES

AT THE PLATE

- After struggling the past few weeks, Virginia Tech baseball is looking to win its first ACC series since then-ranked No. 25 North Carolina against Pitt this weekend at the Charles L. Cost field with Games 1 and 2 being broadcasted on ACC Network Extra, while Game 3 is on the ACC Network.
- The Hokies (10-8, 6-6 ACC) and Panthers (12-5, 8-4) will meet for the first time since March 17, 2019. Pitt leads the all-time series 20-17-1 and Tech won the last series in March 2019.
- The Hokies are 5-10 in Pittsburgh and have won two of their last three at Pitt.

WHO TO WATCH

- Freshman Gavin Cross was recently ranked as the No. 25 outfielder in the country by D1 Baseball and has been leading the way offensively for the Hokies.
- The Bristol, Tennessee native has 23 hits for Tech this season and is currently batting .359, ranking 10th in the ACC.
- Cross had four hits against VCU on March 10, 2021 and has had two 3 RBI games this season.



BROADCAST INFO

ONLINE STREAM:



SUNDAY

Jon Meterparel
Roddy Jones

Radio:

Bryant Johnson

LIVE STATS:

stats.hokiesports.com

QUICK FACTS

THE BASICS

University Name: Virginia Tech
 Location: Blacksburg, Va.
 Founded: 1872
 Enrollment: 36,000
 President: Dr. Timothy Sands
 Director of Athletics: Whit Babcock
 Nickname: Hokies
 Mascot: Hokie Bird
 Colors: Chicago Maroon and Burnt Orange
 Affiliation: NCAA Division I
 Conference: Atlantic Coast

FIELD FACTS

English Field at Atlantic Union Bank Park
 Normal Capacity: 4,000
 2021 Capacity: 250
 Record at Ballpark: 514-298-3 (.633) 33rd Season
 Dimensions: 330-375-400-375-330
 Surface: AstroTurf

TEAM INFORMATION

2020 Record: 11-5
 Home/Away/Neutral: 8-0/3-3/0-2
 Conference Record: 1-2
 Home/Away: -1/2
 Conference Finish: n/a
 Conference Tournament: n/a
 Starters Returning: Pos. Players: 6, Pitchers: 2
 Starters Lost: Pos. Players: 3, Pitchers: 1
 Lettermen Returning/Lost: 26/8
 Newcomers: 20

Total seasons: 128th
 All-Time Record: 2,2014-1,601-26
 College World Series Appearances: none
 NCAA Regional Appearances: 10
 Last NCAA Appearance/Regional: 2013/Blacksburg
 NCAA Record (Overall): 2-2 (9-20)
 Conference Titles: 11
 Last Conference Title: 2002 (BIG EAST reg.)

MEDIA INFORMATION

CREDENTIALS

Outlets interested in obtaining credentials to cover Virginia Tech baseball home games must apply for credentials via email:

taylors01@vt.edu

All credentials for Virginia Tech home games this season will be issued on a single-game basis, and media seating is extremely limited.

INTERVIEW POLICY

Gamedays: Coach John Szefc and requested players will be available to the media after the game and following a 10-minute cooling off period. For home games, both player interviews and Coach Szefc will be conducted online via Zoom.

Non-Gamedays: All coach and player interview requests need to be arranged through the Virginia Tech Strategic Communications Office - contact Taylor Seay (c: 540-748-9774; e: taylors01@vt.edu). Players and coaches should not be contacted directly under any circumstances.

2021 VIRGINIA TECH NUMERICAL ROSTER

| No. | Name | Pos. | Cl. | B/T | Ht. | Wt. | Hometown/Previous School |
|-----|-------------------|------|-------|-----|------|-----|---|
| 2 | Sam Tackett | IF | Fr. | R/R | 6-0 | 195 | Lexington, Ky./Lafayette |
| 3 | Chris Gerard | P | So. | R/L | 5-10 | 175 | Wayne, N.J./Bergen Catholic |
| 4 | Fritz Genter | IF | Fr. | R/R | 5-8 | 165 | Kingston, N.Y./Kingston |
| 5 | Gehrig Ebel | C | Fr. | R/R | 6-0 | 190 | Ooltewah, Tenn./Baylor School |
| 7 | TJ Rumfield | IF | R-Fr. | L/R | 6-5 | 225 | Temple, Texas/Texas Tech |
| 8 | Tanner Schobel | IF | Fr. | R/R | 5-10 | 170 | Williamsburg, Va./Walsingham Academy |
| 9 | Brennan Reback | OF | Jr. | L/L | 6-0 | 195 | Vernon Hills, Ill./Central Arizona JC |
| 10 | Nolan Wilson | P | R-So. | R/R | 6-3 | 210 | Atlanta, Ga./Lakeside |
| 11 | Cade Swisher | OF | Fr. | L/R | 5-11 | 190 | Chesterfield, Va./Cosby |
| 12 | Shane Connolly | P | Jr. | L/L | 6-2 | 175 | Huntersville, N.C./The Citadel |
| 15 | Nic Psimas | P | Fr. | R/R | 6-6 | 225 | Chesapeake, Va./Nansemond-Suffolk Academy |
| 16 | Matthew Siverling | P | Fr. | L/L | 6-4 | 190 | Matthews, N.C./Charlotte Christian |
| 17 | Cade Hunter | C | Fr. | L/R | 6-2 | 200 | Mount Laurel, N.J./Lenape |
| 18 | Xander Hamilton | P | Fr. | L/R | 6-4 | 220 | Raleigh, N.C./Needham Broughton |
| 19 | Gavin Cross | P/OF | Fr. | L/L | 6-3 | 210 | Bristol, Tenn./Tennessee |
| 20 | Grant Umberger | P | Fr. | R/L | 6-4 | 225 | Chester Springs, Pa./Downingtown East |
| 21 | Kyle McKernan | P | Fr. | R/R | 6-5 | 200 | Waxhaw, N.C./Marvin Ridge |
| 22 | Ryan Okuda | P | Jr. | L/L | 6-1 | 170 | Gibsonia, Pa./Pine-Richland |
| 23 | Tanner Thomas | OF | Sr. | L/R | 5-11 | 190 | Jacksonville, Fla./Tallahassee CC |
| 24 | Nick Biddison | IF | So. | R/R | 5-10 | 190 | Glen Allen, Va./St. Christopher's |
| 25 | Samuel Rochard | P | Fr. | R/R | 6-1 | 205 | Williamsburg, Va./Warhill |
| 26 | Kevin Madden | IF | So. | R/R | 6-1 | 215 | Glenwood, Md./St. Paul's |
| 27 | Noah Johnson | P | Fr. | L/L | 6-5 | 195 | Toledo, Ohio/St. Francis De Sales |
| 28 | Brayden Merrick | IF | Fr. | R/R | 6-3 | 210 | Wirtz, Va./Franklin County |
| 29 | Carson Jones | OF | Fr. | L/L | 6-2 | 190 | Glen Allen, Va./Deep Run |
| 30 | Peyton Alford | P | Sr. | L/L | 6-0 | 190 | Knoxville, Tenn./Walters State CC |
| 31 | Jack Hurley | OF | Fr. | L/R | 6-0 | 185 | Boalsburg, Pa./State College |
| 32 | Lucas Donlon | IF | Fr. | R/R | 6-0 | 205 | McLean, Va./Georgetown Prep |
| 33 | Nick Holesa | IF | So. | L/R | 6-2 | 205 | Huntingdon, Pa./Huntingdon Area |
| 34 | Anthony Simonelli | P | Jr. | R/R | 6-2 | 200 | Winchester, Va./St. John's River SC |
| 35 | Ryan Metz | P | Jr. | R/R | 6-1 | 190 | Fishers, Ind./Fishers |
| 37 | Jonah Seagears | OF | So. | R/R | 5-11 | 184 | Gainesville, Va./Battlefield |
| 38 | Jaison Heard | P | Sr. | R/R | 6-1 | 205 | Maitland, Fla./St. John's River SC |
| 39 | Peter Sakellaris | P | Fr. | R/R | 6-0 | 185 | Milton, Mass./Milton Academy |
| 40 | Henry Weycker | P | Fr. | L/L | 5-11 | 205 | Wellesley, Mass./Wellesley |
| 41 | Dayne Leonard | C | Fr. | R/R | 6-0 | 195 | Spring Green, Wis./Des Moines Area CC |
| 42 | Ryan Gleason | P | Fr. | L/L | 6-5 | 210 | Laytonsville, Md./Georgetown Prep |
| 43 | Dusty Mercer | OF | Fr. | L/L | 6-1 | 215 | Matthews, N.C./Weddington |
| 44 | Jackson Ritchey | P | Fr. | R/R | 6-5 | 190 | Huntingdon, Pa./Huntingdon Area |
| 46 | Griffin Green | P | Fr. | R/R | 6-3 | 205 | Chelmsford, Mass./Phillips Academy |
| 47 | Jonah Hurney | P | So. | L/L | 5-8 | 180 | Kamuela, Hawaii/Southwestern Oregon CC |
| 48 | Brady Kirtner | P | Fr. | R/R | 5-11 | 170 | Christiansburg, Va./Christiansburg |
| 49 | Ethan Firoved | P | Fr. | L/L | 6-1 | 185 | Virginia Beach, Va./First Colonial |
| 50 | Christian Worley | P | Fr. | R/R | 6-1 | 170 | Alton, Va./Halifax County |
| 51 | Graham Firoved | P | So. | R/R | 6-1 | 185 | Virginia Beach, Va./Northwest Florida JC |
| 53 | Jenner Kehe | P | Fr. | R/R | 6-1 | 165 | Golden, Colo./Lakewood |
| 55 | Mike Grupé | P | Fr. | R/R | 6-1 | 195 | Purcellville, Va./Loudoun Valley |

COACHING & SUPPORT STAFF

Head Coach: John Szefc (Drexel, 1989)
Record at VT (Years): 66-68 (4th)
Overall Record (Years): 458-327-3 (16th)
Assistant Coach: Ryan Fecteau (4th Season)
Assistant Coach: Kurt Elbin (4th Season)
Volunteer Assistant Coach: Tyler Hanson (3rd Season)
Director of Operations: Corey Haines (4th Season)
Director of Player Development: Kyle Sarazin (2nd Season)
Baseball Consultant: Tyson Petersheim (1st Season)
Strength & Conditioning: Brian Neal (3rd Season)
Athletic Trainer: Kyle Staggers (3rd Season)
Equipment: Daniel Mervos (4th Season)
Nutritionist: Alyson Onyon (4th Season)
Academics: Mike Swanhart (13th Season)

PRONUNCIATION GUIDE

| | |
|------------------------|-----------------|
| Chris Gerard | Jur-ARD |
| Gehrig Ebel | Gair-ig Ee-bull |
| Fritz Genter | GEN-thur |
| Tanner Schobel | SHOW-bull |
| Nic Psimas | SIM-is |
| Grant Umberger | UHM-bur-ger |
| Kyle McKernan | Muh-ker-nin |
| Matthew Siverling | SIV-er-ling |
| Ryan Okuda | OH-koo-duh |
| Brayden Merrick | MAIR-ick |
| Nick Biddison | BID-uh-sin |
| Samuel Rochard | ROW-shard |
| Peyton Alford | ALL-ferd |
| Anthony Simonelli | SY-MON-ell-ee |
| Jonah Seagears | SEE-gears |
| Jaison Heard | JAY-sin |
| Peter Sakellaris | SACK-uh-lair-is |
| Ethan & Graham Firoved | FEAR-oh-ved |
| Henry Weycker | WHY-ker |
| Mike Grupé | grew-PAY |
| John Szefc | SHEFF |
| Ryan Fecteau | FECK-toe |

BY THE NUMBERS

4 Freshman Tanner Schobel currently has a four-game hitting streak. He had three hits against Clemson in Game 1 and continues to lead the Hokies with 19 RBIs.

10 Gavin Cross is currently ranked 10th in the ACC in batting average (.359). Last week, the freshman was ranked No. 14 overall, just behind teammate TJ Rumfield.

11 Shane Connolly had an impressive outing against Clemson on Sunday in his first career start for Tech. The Citadel transfer had 11 strikeouts over 7.0 innings of work in Game 3.

NOTEWORTHY

FRESHMAN YEAR PT. 2

- Freshman Gavin Cross has proven himself to be one of the leaders for the Hokies this season after having his true freshman season cut short.
- The Bristol, Tennessee native is currently batting .359 for Tech, ranking 10th in the ACC.
- Cross was recently recognized as the No. 25 outfielder in the nation by D1 Baseball.

ACC FOES

- Tech is coming into this ACC series with a 5-4 record in ACC play.
- The Hokies have won two ACC series this season so far against opponents Miami and UNC.
- The series win in Miami was the first ever win at Miami and the win against UNC was the first in Tech history since joining the ACC.
- The Hokies are still set to play eight more ACC series following Clemson this weekend.

RANKINGS GALORE

- For the past three weeks, Virginia Tech baseball has been ranked on at least two polls around the NCAA.
- Tech currently sits at No. 25 on the D1 Baseball Poll, dropping from it's No. 18 position last week.
- The Hokies also rank No. 13 this week on the Baseball America poll after being ranked No. 12 last week.

RING THE SCHO-BELL

- Freshman Tanner Schobel continues to shine for the Hokies in his first year as a Hokie.
- He currently leads Tech with 17 RBIs, eight of those against ACC opponents.
- He had two doubles in Game 1 against UNC and against VCU.
- He is currently fourth on the Hokies' roster in hits (13).

FRESHMAN PHENOMS

- Freshman starters Jack Hurley and Tanner Schobel have been dominating for the Hokies since the beginning of the season.
- Schobel currently leads the team with 14 RBIs in nine games.
- Hurley and Schobel both hit home runs against UNC over the weekend.
- Hurley is currently batting .296 with 27 at

bats.

SUNSHINE NATIVES

- Tanner Thomas showed up in his home state of Florida.
- The Jacksonville native had four hits in Miami and scored two runs.
- Maitland native Jaison Heard also shined for the Hokies against Miami.
- Heard earned the win for Tech on Sunday striking out five batters and allowing just two hits all weekend.

FEELING 22

- The Hokies scored 22 runs against the Radford Highlanders on Tuesday, the most runs ever scored in the series.
- The Hokies had 17 hits, including three home runs from TJ Rumfield and Cade Hunter.
- Virginia Tech pitchers tossed 12 strikeouts and only gave up two runs.

HOKIES STRIKE FIRST

- In both games on Sunday, Tech scored at least one run in the first inning.
- The Hokies were able to maintain their lead in both games, leading to a sweep of the Golden Flashes.
- Since 2017, Tech has scored first in 3 of 5 opening games and won four of those games.

YEAR FOUR

- Virginia Tech head coach John Szefc begins his fourth year with the Hokies and, as history says under Szefc, it should be the best season for Tech in recent memory.
- In his fourth season at his previous stops, Szefc won 27 games at Marist (1999) and 30 at Maryland (2016).
- The last time the Hokies won 30 or more games was in 2013 (won 40). So, it's looking like good things are brewing for Tech now, with the foundation build, and that hasn't

RECORD BREAKDOWN

| | Overall | ACC |
|--------------------------|---------|-----|
| Overall | 10-8 | 6-6 |
| Home | 7-5 | 3-3 |
| Away | 3-3 | 3-3 |
| Neutral | -- | -- |
| Non-Conference | 4-2 | -- |
| vs. Ranked Opponent | 4-2 | 4-2 |
| Day Games | 9-6 | 5-5 |
| Night Games | 1-2 | 1-2 |
| vs. Left-Handed Starter | 3-2 | 1-2 |
| vs. Right-Handed Starter | 7-6 | 5-4 |
| 1-Run Games | 1-0 | -- |
| 2-Run Games | 3-2 | 2-1 |
| 5+ Run Games | 4-3 | 2-3 |
| Extra Innings | -- | -- |
| Shutouts | 1-1 | 1-1 |
| Scoring 0-2 Runs | 0-4 | 0-3 |
| Scoring 3-5 Runs | 3-1 | 2-1 |
| Scoring 6-9 Runs | 3-3 | 2-1 |
| Scoring 10+ Runs | 4-0 | 2-0 |
| Opp. 0-2 Runs | 4-0 | 0-1 |
| Opp. 3-5 Runs | 3-2 | 3-3 |
| Opp. 6-9 Runs | 3-4 | 2-2 |
| Opp. 10+ Runs | 0-2 | 0-1 |
| Score in 1st Inning | 4-3 | 1-2 |
| Opp. Score in 1st Inning | 4-4 | 3-3 |
| Score First | 4-4 | 2-3 |
| Opp. Score First | 6-4 | 4-3 |
| After 6 Innings: | | |
| Leading | 8-1 | 5-1 |
| Trailing | 1-6 | 1-4 |
| Tied | 1-1 | 0-1 |
| After 7 Innings: | | |
| Leading | 9-1 | 6-1 |
| Trailing | 0-6 | 0-4 |
| Tied | 1-1 | 0-1 |
| After 8 Innings: | | |
| Leading | 9-0 | 6-0 |
| Trailing | 0-8 | 0-6 |
| Tied | 1-0 | -- |
| Hit 0 Home Runs | 1-4 | 0-2 |
| Hit 1 Home Run | 4-2 | 1-1 |
| Hit 2+ Home Runs | 5-2 | 4-1 |
| Opp. 0 Home Runs | 5-2 | 2-1 |
| Opp. 1 Home Run | 4-3 | 3-2 |
| Opp. 2+ Home Runs | 1-3 | 1-3 |
| Made 0 Errors | 4-2 | 2-2 |
| Made 1 Error | 3-2 | 2-1 |
| Made 2+ Errors | 3-4 | 2-3 |
| Opp. 0 Errors | 5-2 | 3-1 |
| Opp. 1 Error | 0-3 | 0-3 |
| Opp. 2+ Errors | 5-3 | 3-2 |
| Out-Hit Opp. | 6-2 | 3-2 |
| Out-Hit by Opp. | 2-6 | 1-4 |
| Hits are tied | 2-0 | 2-0 |
| BY MONTH | | |
| February | 5-1 | 2-1 |
| March | 5-7 | 4-5 |
| April | -- | -- |
| May | -- | -- |
| BY UNIFORM | | |
| All Whites | 3-0 | 2-0 |
| Maroon Top | 2-1 | 1-0 |
| Orange Top | -- | -- |
| Black Top | 1-2 | 1-2 |
| Gray Top | 0-1 | 0-1 |
| Pinstripes | 3-2 | 1-1 |

happened in some time.

DEPTH WILL BE A STRONG SUIT

- Tech should be feeling pretty good about the quality of depth it has on this team coming back from a season ago, with it returning 26 letterwinners.
- The Hokies have six starters coming back that are position players and two starting pitchers, as well.
- That’s something that hasn’t happened in some time, with over the last few years there being quite a flip of the roster year-over-year.

HOME SWEET HOME

- Tech will play a 51-game regular season in 2021 and of those 51 contests, 33 will be played at the friendly confines of English Field at Atlantic Union Bank Stadium.
- That marks the most games at home over the last 20 seasons, with the second most being back in 2008 when the team played 31 home contests.
- Look for the Hokies to capitalize on that with their home-field advantage, owning a .542 home winning percentage in the Szefc era (32-27).

BUNCH OF ROADRUNNERS

- Tech was one of the better teams on the base paths last season, ranking 13th nationally in steals per game (2.25), which was good for third in the ACC.
- The Hokies racked up the 10th most in the land (36) behind Fritz Genther and Brennan Reback owning eight steals apiece, and they both return for the maroon and orange.
- Outfielder Gavin Cross had seven himself, for the three to account for 23 of the 36 swipes (63.9%).

THROW ‘EM A CHAIR

- Tech also was very effective at striking its opponents out at the plate regularly last season, taking pressure off the defense to make play after play for outs.
- The Hokies ranked ninth in the country in strikeouts per nine innings (11.9), which was fourth in the ACC.
- However, a big part of them ranking so high was behind the arm of Ian Seymour, who is no longer playing ball at Tech after being selected in the second round of the MLB Draft last summer to the Tampa Bay Rays, with his ridiculous 17.7 average that ranked fourth nationally.
- So, for the Hokies to be one of the top teams in that department again, look for the likes of Chris Gerard (29 Ks in ‘20), Anthony Simonelli (26 Ks in ‘20) and others to carry the load in the 2021 season.

SMALL BALL WINS

- Tech, which won 11 of its first 16 games last year before the season being put on the shelf due to COVID-19 implications, was getting it done with small ball as one of its staples to its success.
- Having three players in the top eight of the ACC for sacrifice bunts, the Hokies’ Brennan Reback and Tanner Thomas each had three last season and Fritz Genther had two.
- The Hokies had 10 sacrifice bunts on the year to rank second in the ACC and sixth among Power Five teams.


BIDDISON, WHAT’S NOT TO LOVE?

- The player who really took a step forward last year for the Hokies was Nick Biddison, improving his batting average from .281 his freshman year in 2019 to .344 last season.
- He also improved his slugging percentage from .500 to .557, respectively.
- The infielder, who has dabbled as a catcher and outfielder as well since his arrival to Blacksburg, is riding a 14-game hitting streak into this weekend, as well as a 23-game on-base streak that dates way back to April 30, 2019 against Old Dominion.
- He got on base the last seven games of the season in 2019 and made it to first base in all of last year’s 16 games for a total of 23.
- Lastly, he also has started every game he’s played in for Tech, owning a 62-game start streak. He had 52 starts his freshman year and 16 last season.

CROSS READY FOR NEXT STEP

- As mentioned on the first page, outfielder Gavin Cross had himself quite a freshman season in Blacksburg last year.
- Now, looking to make strides off that, expect the Tennessee native to take a step forward and be one of the key contributors for Tech and to be thought of as a leader as well.
- Cross, who was a Freshman All-American, stacked up pretty well to other ACC freshmen at the dish, owning the third best batting average among the league’s freshies.

| Name | H | SLG | BA |
|-------------------------|----|------|------|
| Chris Newell (Virginia) | 24 | .729 | .407 |
| Dylan Simmons (FSU) | 14 | .486 | .378 |
| Gavin Cross (VT) | 24 | .385 | .369 |



STANDINGS

ATLANTIC DIVISION

| TEAM | OVERALL | ACC | PCT |
|----------------|---------|-----|-------|
| Louisville | 15-5 | 7-2 | 0.778 |
| Notre Dame | 10-3 | 9-3 | 0.750 |
| Florida State | 10-6 | 7-5 | 0.583 |
| Boston College | 11-7 | 3-6 | 0.333 |
| Clemson | 9-9 | 3-6 | 0.333 |
| Wake Forest | 6-8 | 2-6 | 0.250 |
| NC State | 5-9 | 1-8 | 0.111 |

COASTAL DIVISION

| TEAM | OVERALL | ACC | PCT |
|----------------|---------|-----|-------|
| Pitt | 11-5 | 8-4 | 0.667 |
| North Carolina | 13-6 | 8-4 | 0.667 |
| Georgia Tech | 11-6 | 8-4 | 0.667 |
| Virginia Tech | 10-8 | 6-6 | 0.500 |
| Miami | 10-7 | 5-6 | 0.455 |
| Duke | 9-8 | 4-5 | 0.444 |
| Virginia | 9-10 | 3-9 | 0.250 |

PREDICTED ORDER OF FINISH

ATLANTIC DIVISION

| TEAM (FIRST-PLACE VOTES) | POINTS |
|--------------------------|--------|
| 1. Louisville (11) | 95 |
| 2. NC State (1) | 74 |
| 3. Florida State (1) | 73 |
| 4. Clemson (1) | 48 |
| 5. Wake Forest | 45 |
| 6. Boston College | 39 |
| 7. Notre Dame | 18 |

COASTAL DIVISION

| TEAM (FIRST-PLACE VOTES) | POINTS |
|--------------------------|--------|
| 1. Miami (7) | 89 |
| 2. Virginia (5) | 85 |
| 3. Georgia Tech (2) | 71 |
| 4. Duke | 59 |
| 5. North Carolina | 40 |
| 6. Virginia Tech | 31 |
| 7. Pitt | 17 |

HOME RUN TRACKER

| No. | Player | G# | Date | Opponent | Pitcher | On base | Inn | Outs | Count | Score |
|-----|----------------|----|----------|---------------|--------------|---------|-----|------|-------|-------|
| 1 | Gavin Cross | 2 | Feb. 21 | Kent State | C. Romel | 1 | 2 | 1 | 0-1 | 3-0 |
| 2 | TJ Rumfield | 3 | Feb. 23 | Radford | T. Bowes | 0 | 3 | 2 | 1-0 | 3-1 |
| 3 | Cade Hunter | 3 | Feb. 23 | Radford | L. Higgerson | 2 | 7 | 2 | 2-1 | 8-2 |
| 4 | TJ Rumfield | 3 | Feb. 23 | Radford | L. Higgerson | 3 | 7 | 2 | 0-0 | 12-2 |
| 5 | Cade Hunter | 4 | Feb. 26 | @ Miami | D. Federman | 1 | 2 | 2 | 0-2 | 1-2 |
| 6 | TJ Rumfield | 4 | Feb. 26 | @ Miami | D. Federman | 1 | 3 | 1 | 0-0 | 3-2 |
| 7 | Fritz Genther | 6 | Feb. 28 | @ Miami | V. Mederos | 0 | 3 | 0 | 0-0 | 1-2 |
| 8 | Gavin Cross | 6 | Feb. 28 | @ Miami | J. Dubberly | 1 | 8 | 1 | 0-1 | 7-6 |
| 9 | Cade Hunter | 7 | March 5 | UNC | Pry | 1 | 5 | 2 | 0-1 | 6-6 |
| 10 | Jack Hurley | 7 | March 5 | UNC | O'Brien | 0 | 6 | 0 | 2-1 | 8-6 |
| 11 | Tanner Schobel | 8 | March 6 | UNC | Carlson | 0 | 2 | 1 | 1-1 | 0-1 |
| 12 | Tanner Schobel | 9 | March 7 | UNC | Alba | 0 | 2 | 1 | 2-0 | 0-4 |
| 13 | Jack Hurley | 9 | March 7 | UNC | Ollio | 2 | 2 | 2 | 3-1 | 1-4 |
| 14 | Lucas Donlon | 10 | March 9 | VCU | M. Delane | 1 | 2 | 2 | 1-1 | 0-5 |
| 15 | Gavin Cross | 12 | March 12 | Florida State | P. Messick | 0 | 1 | 1 | 2-1 | 0-0 |
| 16 | Kevin Madden | 12 | March 12 | Florida State | C. Haney | 0 | 8 | 0 | 1-2 | 3-5 |
| 17 | Jack Hurley | 13 | March 13 | Florida State | B. Hubbard | 0 | 5 | 0 | 1-2 | 2-0 |
| 18 | Gavin Cross | 14 | March 14 | Florida State | C. Grady | 1 | 5 | 2 | 0-0 | 1-7 |
| 19 | Cade Swisher | 17 | March 20 | @ Clemson | Olenchuk | 0 | 2 | 1 | - | 0-0 |
| 20 | Fritz Genther | 17 | March 20 | @ Clemson | Pandia | 0 | 4 | 1 | - | 2-0 |
| 21 | Tanner Thomas | 17 | March 20 | @ Clemson | Williams | 0 | 9 | 1 | - | 10-2 |
| 22 | Dayne Leonard | 18 | March 21 | @ Clemson | Gilbert | 0 | 8 | 0 | - | 1-1 |



THE SZEFFC FILE

Record at Tech

Seasons: Fourth Season
Record: 68-73 (.482)
ACC Record: 24-51 (.320)
vs. Nonconference: 44-22 (.667)
vs. Ranked Teams: 10-29 (.256)
Record at Home: 39-32 (.549)
Record on Road: 22-35 (.386)
Record at Neutral: 7-6 (.538)

Career Record

Seasons: 16th Season
Record: 460-332-3 (.581)
ACC Record: 50-84 (.373)
vs. Ranked Teams: 36-62 (.367)

Personal

Hometown: Middletown, New York
Wife: Barbara
Children: Anna, John Michael, Sam

Education

College: Drexel (corporate communications, 1989)
 Temple (MA sports administration)

Playing Experience

Connecticut (1986-87)
 Drexel (1988-89)

Fast Facts

- Has led his teams to seven NCAA postseason berths – Maryland (3), Marist (4).
- Advanced to back-to-back NCAA Super Regionals in 2014 and 2015 at Maryland.
- Only coach in Maryland program history to post five consecutive 30-win seasons.
- Only coach at Maryland to post back-to-back 40- win seasons and advance to a Super Regional.
- Maryland made three NCAA appearances in the first 120 years in program history. Szeffc led the Terps to three berths in five seasons.
- His .596 winning percentage at Maryland is the best ever in school history.
- Owns 10 overall 30-win seasons, which includes three 40-win seasons – Maryland (2), Marist (1).
- Has won two conference regular-season titles and four tournament titles at Marist – Metro Atlantic Athletic Conference (3), Northeast Conference (1).
- Has coached 107 players that have been drafted or signed pro contracts since 1997, including 34 over the last seven drafts (as a head coach).
- Was NEC Coach of the Year in 1997 and ABCA Northeast Coach of the Year in 2001.
- Has developed 23 All-Americans, including 10 at Maryland.

Virginia Tech Director of Athletics Whit Babcock announced the hiring of Tech's 25th head baseball coach on June 9, 2017 and formally introduced John Szeffc as the head coach of the baseball program at a press conference a few days later on June 15. The 2020 season will mark his third as the Hokies' head coach.

Szeffc (pronounced SHEFF), who won his 400th career game on March 10, 2018 guiding the Hokies to a 3-1 victory over Pitt, accepted the position at Tech after leading Maryland to three NCAA appearances and a 180-122 (.596) overall record as the Terrapins' head coach. Before arriving in Blacksburg, Szeffc owned a 392-259-3 (.602) career record in 12 seasons as an NCAA head coach, producing 10 campaigns with 30 or more wins.

In addition to ending a 43-year NCAA tournament drought and becoming the fastest coach to 100 career wins at Maryland, Szeffc spent seven seasons (1996-2002) at the helm of the Marist College baseball program, where he led the team to four conference championships, four NCAA Regional appearances and a 212-137-3 (.607) overall mark. Szeffc earned Northeastern Conference Coach of the Year honors in 1997 and was the American Baseball Coaches Associate Northeast Region Coach of the Year in 2001.

The first coach in Maryland history to ever take the Terrapins to an NCAA Super Regional, Szeffc accomplished the feat twice in 2014 and 2015 as he guided the program to the first two 40-win seasons in school history and claimed Maryland's first two NCAA Regional crowns. Maryland achieved a final No. 14 ranking both seasons, the highest finishes in school history.

He guided the Terrapins to the ACC Tournament final for the first time in 38 years in 2014 and then took Maryland to the Big Ten tournament final in the school's initial season in that conference, winning a program-best 42 games in 2015.

Szeffc has coached 107 players that have been drafted or signed professional contracts since 1997, including four in 2018 and five in 2019. Over the last seven drafts, 34 of his players have been selected, including the 45th pick of the 2014 draft Jake Stinnett, the highest pick of a Maryland player in almost a decade. Almost a dozen have gone on to play in the Major Leagues, including most recently, Mike Shawaryn (Red Sox) and Lamonte Wade (Twins) in 2019. He has also helped develop 23 All-Americans, including 10 of the 20 players in Maryland history to earn that distinction.

The Middletown, N.Y. native arrived at Maryland after a two-year stint as associate head coach and recruiting coordinator at Kansas State (2011-12) and a two-season stay as assistant head coach and recruiting coordinator at Kansas (2009-10). He also enjoyed a six-season tenure as an assistant coach and recruiting coordinator at Louisiana (2003-08). Szeffc began his coaching career as an assistant at Sacred Heart (1995) and at Drexel (1990-93).

Szeffc managed the New York Generals in the Atlantic College Baseball League during the summers of 1995 and 1996. He led the club to a 47-28 record, earned two consecutive division titles and took the Generals to the ACBL title game in 1996.

Collegiately, he played two years at Connecticut before transferring in 1987 to Drexel. During his senior campaign for the Dragons, he was tabbed an All-East Coast Conference outfielder.

He graduated from Drexel University with a degree in corporate communications in 1989. He also holds a master's degree in sports administration from Temple University.

Szeffc and his wife, Barbara, have a daughter, Anna, and two sons, John Michael and Sam.

SZEFFC'S YEAR-BY-YEAR HEAD COACHING RECORD

| YEAR | SCHOOL | OVERALL | CONFERENCE | CONFERENCE | POSTSEASON |
|-----------------------------|---------------|------------------|---------------|--|---------------------|
| | | RECORD | RECORD | FINISH | |
| 1996 | Marist | 16-24 | 8-13 | 7th Northeast | |
| 1997 | Marist | 32-19 | 14-7 | T-1st Northeast | NCAA Regional |
| 1998 | Marist | 30-17 | 18-8 | 2nd MAAC North | |
| 1999 | Marist | 27-23 | 14-12 | 3rd MAAC North | |
| 2000 | Marist | 33-19-2 | 16-11 | 4th MAAC | NCAA Regional |
| 2001 | Marist | 33-21-1 | 17-10 | 3rd MAAC | NCAA Regional |
| 2002 | Marist | 41-14 | 22-5 | 1st MAAC | NCAA Regional |
| 2013 | Maryland | 30-25 | 11-19 | 4th ACC Atlantic | |
| 2014 | Maryland | 40-23 | 15-14 | 2nd ACC Atlantic | NCAA Super Regional |
| 2015 | Maryland | 42-24 | 14-10 | T-3rd Big Ten | NCAA Super Regional |
| 2016 | Maryland | 30-27 | 13-11 | T-6th Big Ten | |
| 2017 | Maryland | 38-23 | 15-9 | 5th Big Ten | NCAA Regional |
| 2018 | Virginia Tech | 21-33 | 8-22 | 7th ACC Coastal | |
| 2019 | Virginia Tech | 26-27 | 9-21 | 6th ACC Coastal | |
| 2020 | Virginia Tech | 11-5 | 1-2 | | |
| 2021 | Virginia Tech | 5-1 | --- | | |
| At Marist (7 seasons) | | 212-137-3 | (.607) | 4 MAAC Tourney Titles; 4 NCAA Regionals | |
| At Maryland (5 seasons) | | 180-122 | (.596) | 3 NCAA Regionals; 2 Super Regionals | |
| At Tech (4 seasons) | | 68-73 | (.482) | | |
| Overall (16 seasons) | | 460-332-3 | (.581) | 7 NCAA Regionals, 2 Super Regionals | |

TEAM GAME-BY-GAME

2021 VT Baseball
Team Game-by-Game for Virginia Tech (as of Mar 21, 2021)
Batting (All games)

| Date | Opponent | ab | r | h | rbi | 2b | 3b | hr | tb | bb | ibb | sb | cs | hbp | sac | sf | gdp | k | po | a | e | lob | avg |
|---------|----------------|-----|-----|-----|-----|----|----|----|-----|----|-----|----|----|-----|-----|----|-----|-----|-----|-----|----|-----|------|
| Feb 21 | KENT STATE | 27 | 3 | 3 | 3 | 1 | 0 | 0 | 4 | 6 | 0 | 2 | 0 | 1 | 0 | 0 | 0 | 10 | 27 | 11 | 0 | 7 | .111 |
| Feb 21 | KENT STATE | 28 | 9 | 8 | 9 | 2 | 0 | 1 | 13 | 7 | 0 | 2 | 1 | 1 | 0 | 2 | 0 | 8 | 27 | 5 | 0 | 5 | .200 |
| Feb 23 | RADFORD | 39 | 22 | 16 | 18 | 5 | 0 | 3 | 30 | 6 | 0 | 0 | 0 | 6 | 0 | 3 | 1 | 7 | 27 | 9 | 1 | 8 | .287 |
| *Feb 26 | at Miami (FL) | 32 | 5 | 6 | 5 | 1 | 1 | 2 | 15 | 1 | 0 | 2 | 0 | 1 | 1 | 0 | 0 | 12 | 27 | 15 | 2 | 3 | .262 |
| *Feb 27 | at Miami (FL) | 30 | 0 | 5 | 0 | 0 | 0 | 0 | 5 | 1 | 0 | 0 | 0 | 0 | 0 | 0 | 0 | 9 | 24 | 11 | 0 | 4 | .244 |
| *Feb 28 | at Miami (FL) | 39 | 9 | 11 | 9 | 0 | 0 | 2 | 17 | 4 | 1 | 0 | 1 | 2 | 0 | 0 | 0 | 9 | 27 | 11 | 1 | 9 | .251 |
| *Mar 05 | NORTH CAROLINA | 36 | 10 | 15 | 10 | 3 | 1 | 2 | 26 | 4 | 0 | 0 | 1 | 1 | 0 | 0 | 1 | 8 | 27 | 3 | 1 | 7 | .277 |
| *Mar 06 | NORTH CAROLINA | 27 | 6 | 7 | 6 | 1 | 0 | 1 | 11 | 7 | 0 | 0 | 2 | 1 | 0 | 1 | 0 | 4 | 27 | 11 | 2 | 6 | .275 |
| *Mar 07 | NORTH CAROLINA | 32 | 6 | 6 | 5 | 0 | 0 | 2 | 12 | 6 | 0 | 0 | 0 | 3 | 0 | 0 | 0 | 11 | 27 | 5 | 3 | 8 | .266 |
| Mar 09 | VCU | 41 | 10 | 15 | 8 | 3 | 0 | 1 | 21 | 8 | 1 | 0 | 1 | 1 | 0 | 0 | 0 | 7 | 27 | 6 | 2 | 15 | .278 |
| Mar 10 | VCU | 37 | 7 | 11 | 7 | 3 | 1 | 0 | 16 | 5 | 0 | 2 | 0 | 0 | 0 | 1 | 1 | 4 | 27 | 7 | 1 | 9 | .280 |
| *Mar 12 | FLORIDA STATE | 38 | 4 | 11 | 3 | 3 | 0 | 2 | 20 | 2 | 0 | 1 | 0 | 0 | 0 | 1 | 0 | 14 | 27 | 4 | 2 | 10 | .281 |
| *Mar 13 | FLORIDA STATE | 29 | 5 | 4 | 4 | 2 | 0 | 1 | 9 | 3 | 0 | 1 | 0 | 4 | 0 | 1 | 1 | 10 | 27 | 8 | 0 | 8 | .271 |
| *Mar 14 | FLORIDA STATE | 37 | 7 | 10 | 7 | 3 | 1 | 1 | 18 | 5 | 0 | 0 | 1 | 1 | 0 | 1 | 0 | 10 | 27 | 9 | 3 | 11 | .271 |
| Mar 16 | UNCG | 27 | 2 | 7 | 2 | 2 | 0 | 0 | 9 | 5 | 0 | 0 | 4 | 2 | 1 | 0 | 2 | 6 | 27 | 10 | 2 | 6 | .271 |
| *Mar 19 | at Clemson | 37 | 2 | 9 | 2 | 1 | 0 | 0 | 10 | 1 | 0 | 0 | 0 | 2 | 0 | 0 | 0 | 12 | 24 | 10 | 1 | 11 | .269 |
| *Mar 20 | at Clemson | 43 | 11 | 15 | 10 | 2 | 0 | 3 | 26 | 8 | 0 | 6 | 0 | 1 | 1 | 0 | 0 | 9 | 27 | 12 | 0 | 15 | .275 |
| *Mar 21 | at Clemson | 32 | 2 | 7 | 1 | 1 | 0 | 1 | 11 | 1 | 0 | 0 | 1 | 1 | 0 | 0 | 0 | 13 | 24 | 7 | 0 | 5 | .272 |
| Totals | | 611 | 120 | 166 | 109 | 33 | 4 | 22 | 273 | 80 | 2 | 16 | 12 | 28 | 3 | 10 | 6 | 163 | 477 | 154 | 21 | 147 | .272 |

2021 VT Baseball
Team Game-by-Game for Virginia Tech (as of Mar 21, 2021)
Pitching (All games)

| Date | Opponent | ip | h | r | er | bb | so | 2b | 3b | hr | wp | bk | hbp | dp | ibb | score | w-l | sv | era |
|---------|----------------|-----|----|----|----|----|----|----|----|----|----|----|-----|----|-----|-------|-----|----|------|
| Feb 21 | KENT STATE | 9.0 | 6 | 1 | 1 | 3 | 10 | 4 | 0 | 0 | 1 | 0 | 0 | 0 | 0 | 3-1 | 1-0 | 1 | 1.00 |
| Feb 21 | KENT STATE | 9.0 | 7 | 2 | 2 | 2 | 8 | 0 | 0 | 0 | 0 | 0 | 3 | 1 | 0 | 9-2 | 2-0 | 2 | 1.50 |
| Feb 23 | RADFORD | 9.0 | 8 | 2 | 1 | 4 | 12 | 1 | 1 | 0 | 4 | 0 | 1 | 2 | 0 | 22-2 | 3-0 | 2 | 1.33 |
| *Feb 26 | at Miami (FL) | 9.0 | 6 | 3 | 2 | 4 | 11 | 0 | 0 | 0 | 0 | 0 | 1 | 1 | 0 | 5-3 | 4-0 | 3 | 1.50 |
| *Feb 27 | at Miami (FL) | 8.0 | 7 | 3 | 3 | 3 | 7 | 0 | 0 | 0 | 3 | 0 | 1 | 1 | 0 | 0-3 | 4-1 | 3 | 1.84 |
| *Feb 28 | at Miami (FL) | 9.0 | 11 | 6 | 4 | 5 | 9 | 0 | 0 | 1 | 2 | 0 | 0 | 1 | 1 | 9-6 | 5-1 | 4 | 2.21 |
| *Mar 05 | NORTH CAROLINA | 9.0 | 10 | 6 | 5 | 6 | 21 | 1 | 0 | 2 | 1 | 0 | 1 | 0 | 0 | 10-6 | 6-1 | 5 | 2.61 |
| *Mar 06 | NORTH CAROLINA | 9.0 | 9 | 4 | 3 | 4 | 15 | 0 | 0 | 1 | 1 | 0 | 1 | 0 | 0 | 6-4 | 7-1 | 6 | 2.66 |
| *Mar 07 | NORTH CAROLINA | 9.0 | 9 | 9 | 6 | 8 | 14 | 2 | 0 | 1 | 2 | 0 | 3 | 1 | 1 | 6-9 | 7-2 | 6 | 3.04 |
| Mar 09 | VCU | 9.0 | 12 | 9 | 9 | 6 | 13 | 4 | 0 | 1 | 1 | 0 | 2 | 1 | 0 | 10-9 | 8-2 | 6 | 3.64 |
| Mar 10 | VCU | 9.0 | 13 | 10 | 8 | 6 | 12 | 4 | 1 | 0 | 2 | 0 | 2 | 0 | 3 | 7-10 | 8-3 | 6 | 4.04 |
| *Mar 12 | FLORIDA STATE | 9.0 | 9 | 6 | 5 | 2 | 15 | 1 | 0 | 2 | 2 | 0 | 2 | 0 | 0 | 4-6 | 8-4 | 6 | 4.12 |
| *Mar 13 | FLORIDA STATE | 9.0 | 3 | 0 | 0 | 3 | 10 | 0 | 0 | 0 | 0 | 0 | 2 | 0 | 0 | 5-0 | 9-4 | 6 | 3.80 |
| *Mar 14 | FLORIDA STATE | 9.0 | 18 | 14 | 11 | 4 | 7 | 4 | 0 | 4 | 2 | 0 | 3 | 1 | 0 | 7-14 | 9-5 | 6 | 4.32 |
| Mar 16 | UNCG | 9.0 | 11 | 7 | 6 | 4 | 10 | 0 | 0 | 1 | 7 | 0 | 2 | 0 | 0 | 2-7 | 9-6 | 6 | 4.43 |

OPPONENT GAME-BY-GAME

2021 VT Baseball
Opponent Game-by-Game for Virginia Tech (as of Mar 21, 2021)
Batting (All games)

| Date | Opponent | ab | r | h | rbi | 2b | 3b | hr | tb | bb | ibb | sb | cs | hbp | sac | sf | gdp | k | po | a | e | lob | avg |
|---------|----------------|-----|----|-----|-----|----|----|----|-----|----|-----|----|----|-----|-----|----|-----|-----|-----|-----|----|-----|------|
| Feb 21 | KENT STATE | 33 | 1 | 6 | 1 | 4 | 0 | 0 | 10 | 3 | 0 | 0 | 0 | 0 | 0 | 0 | 0 | 10 | 24 | 4 | 0 | 8 | .182 |
| Feb 21 | KENT STATE | 32 | 2 | 7 | 2 | 0 | 0 | 0 | 7 | 2 | 0 | 0 | 1 | 3 | 0 | 0 | 1 | 8 | 24 | 6 | 0 | 8 | .200 |
| Feb 23 | RADFORD | 34 | 2 | 8 | 2 | 1 | 1 | 0 | 11 | 4 | 0 | 1 | 0 | 1 | 0 | 0 | 1 | 12 | 24 | 9 | 3 | 10 | .212 |
| *Feb 26 | at Miami (FL) | 29 | 3 | 6 | 3 | 0 | 0 | 0 | 6 | 4 | 0 | 1 | 1 | 1 | 0 | 1 | 0 | 11 | 27 | 8 | 0 | 5 | .211 |
| *Feb 27 | at Miami (FL) | 29 | 3 | 7 | 3 | 0 | 0 | 0 | 7 | 3 | 0 | 0 | 1 | 1 | 0 | 0 | 1 | 7 | 27 | 4 | 0 | 6 | .217 |
| *Feb 28 | at Miami (FL) | 37 | 6 | 11 | 6 | 0 | 0 | 1 | 14 | 5 | 1 | 0 | 1 | 0 | 1 | 0 | 1 | 9 | 27 | 10 | 2 | 10 | .232 |
| *Mar 05 | NORTH CAROLINA | 37 | 6 | 10 | 6 | 1 | 0 | 2 | 17 | 6 | 0 | 0 | 0 | 1 | 0 | 1 | 0 | 21 | 24 | 12 | 0 | 12 | .238 |
| *Mar 06 | NORTH CAROLINA | 38 | 4 | 9 | 4 | 0 | 0 | 1 | 12 | 4 | 0 | 0 | 0 | 1 | 0 | 0 | 0 | 15 | 24 | 11 | 0 | 12 | .238 |
| *Mar 07 | NORTH CAROLINA | 36 | 9 | 9 | 9 | 2 | 0 | 1 | 14 | 8 | 1 | 1 | 0 | 3 | 1 | 1 | 0 | 14 | 27 | 7 | 1 | 13 | .239 |
| Mar 09 | VCU | 35 | 9 | 12 | 9 | 4 | 0 | 1 | 19 | 6 | 0 | 1 | 2 | 2 | 1 | 0 | 0 | 13 | 25 | 10 | 3 | 9 | .250 |
| Mar 10 | VCU | 40 | 10 | 13 | 6 | 4 | 1 | 0 | 19 | 6 | 3 | 2 | 0 | 2 | 0 | 0 | 0 | 12 | 27 | 7 | 2 | 11 | .258 |
| *Mar 12 | FLORIDA STATE | 37 | 6 | 9 | 6 | 1 | 0 | 2 | 16 | 2 | 0 | 1 | 0 | 2 | 0 | 0 | 0 | 15 | 27 | 6 | 2 | 8 | .257 |
| *Mar 13 | FLORIDA STATE | 29 | 0 | 3 | 0 | 0 | 0 | 0 | 3 | 3 | 0 | 0 | 0 | 2 | 1 | 0 | 0 | 10 | 24 | 10 | 3 | 8 | .247 |
| *Mar 14 | FLORIDA STATE | 45 | 14 | 18 | 14 | 4 | 0 | 4 | 34 | 4 | 0 | 3 | 0 | 3 | 0 | 0 | 0 | 7 | 27 | 13 | 3 | 11 | .261 |
| Mar 16 | UNCG | 36 | 7 | 11 | 6 | 0 | 0 | 1 | 14 | 4 | 0 | 4 | 0 | 2 | 0 | 1 | 0 | 10 | 27 | 11 | 0 | 9 | .264 |
| *Mar 19 | at Clemson | 33 | 8 | 10 | 8 | 0 | 1 | 3 | 21 | 3 | 0 | 1 | 1 | 0 | 0 | 0 | 1 | 9 | 27 | 5 | 1 | 4 | .266 |
| *Mar 20 | at Clemson | 32 | 3 | 7 | 3 | 1 | 0 | 1 | 11 | 3 | 0 | 0 | 1 | 1 | 0 | 0 | 1 | 8 | 27 | 11 | 3 | 6 | .264 |
| *Mar 21 | at Clemson | 28 | 4 | 4 | 4 | 0 | 0 | 1 | 7 | 1 | 0 | 0 | 0 | 2 | 0 | 0 | 0 | 13 | 27 | 6 | 1 | 3 | .258 |
| Totals | | 620 | 97 | 160 | 92 | 22 | 3 | 18 | 242 | 71 | 5 | 15 | 8 | 27 | 4 | 4 | 6 | 204 | 466 | 150 | 24 | 153 | .258 |

2021 VT Baseball
Opponent Game-by-Game for Virginia Tech (as of Mar 21, 2021)
Pitching (All games)

| Date | Opponent | ip | h | r | er | bb | so | 2b | 3b | hr | wp | bk | hbp | dp | ibb | score | w-l | sv | era |
|---------|----------------|-----|----|----|----|----|----|----|----|----|----|----|-----|----|-----|-------|-----|----|------|
| Feb 21 | Kent State | 8.0 | 3 | 3 | 3 | 6 | 10 | 1 | 0 | 0 | 0 | 0 | 1 | 0 | 0 | 1-3 | 0-1 | 0 | 3.38 |
| Feb 21 | Kent State | 8.0 | 8 | 9 | 9 | 7 | 8 | 2 | 0 | 1 | 1 | 0 | 1 | 1 | 0 | 2-9 | 0-2 | 0 | 6.75 |
| Feb 23 | Radford | 8.0 | 16 | 22 | 10 | 6 | 7 | 5 | 0 | 3 | 1 | 0 | 6 | 1 | 0 | 2-22 | 0-3 | 0 | 8.25 |
| *Feb 26 | at Miami (FL) | 9.0 | 6 | 5 | 5 | 1 | 12 | 1 | 1 | 2 | 1 | 0 | 1 | 0 | 0 | 3-5 | 0-4 | 0 | 7.36 |
| *Feb 27 | at Miami (FL) | 9.0 | 5 | 0 | 0 | 1 | 9 | 0 | 0 | 0 | 0 | 0 | 0 | 2 | 0 | 3-0 | 1-4 | 1 | 5.79 |
| *Feb 28 | at Miami (FL) | 9.0 | 11 | 9 | 9 | 4 | 9 | 0 | 0 | 2 | 3 | 0 | 2 | 0 | 1 | 6-9 | 1-5 | 1 | 6.35 |
| *Mar 05 | North Carolina | 8.0 | 15 | 10 | 10 | 4 | 8 | 3 | 1 | 2 | 2 | 0 | 1 | 2 | 0 | 6-10 | 1-6 | 1 | 7.02 |
| *Mar 06 | North Carolina | 8.0 | 7 | 6 | 6 | 7 | 4 | 1 | 0 | 1 | 4 | 0 | 1 | 0 | 0 | 4-6 | 1-7 | 1 | 6.99 |
| *Mar 07 | North Carolina | 9.0 | 6 | 6 | 6 | 6 | 11 | 0 | 0 | 2 | 1 | 0 | 3 | 1 | 0 | 9-6 | 2-7 | 1 | 6.87 |
| Mar 09 | VCU | 8.1 | 15 | 10 | 8 | 8 | 7 | 3 | 0 | 1 | 2 | 1 | 1 | 0 | 1 | 9-10 | 2-8 | 1 | 7.04 |
| Mar 10 | VCU | 9.0 | 11 | 7 | 6 | 5 | 4 | 3 | 1 | 0 | 1 | 0 | 0 | 1 | 0 | 10-7 | 3-8 | 1 | 6.94 |
| *Mar 12 | Florida State | 9.0 | 11 | 4 | 3 | 2 | 14 | 3 | 0 | 2 | 1 | 0 | 0 | 0 | 0 | 6-4 | 4-8 | 2 | 6.60 |
| *Mar 13 | Florida State | 8.0 | 4 | 5 | 2 | 3 | 10 | 2 | 0 | 1 | 2 | 0 | 4 | 1 | 0 | 0-5 | 4-9 | 2 | 6.28 |
| *Mar 14 | Florida State | 9.0 | 10 | 7 | 6 | 5 | 10 | 3 | 1 | 1 | 0 | 0 | 1 | 0 | 0 | 14-7 | 5-9 | 2 | 6.26 |
| Mar 16 | UNCG | 9.0 | 7 | 2 | 2 | 5 | 6 | 2 | 0 | 0 | 2 | 0 | 2 | 2 | 0 | 7-2 | 6-9 | 2 | 5.96 |

SITUATIONAL GAME-BY-GAME

2021 VT Baseball
Team Game-by-Game for Virginia Tech (as of Mar 21, 2021)
Batting (All games)

| Date | Opponent | Total h/ab | vs Left | vs Right | With Runners | Bases Empty | Bases Loaded | With 2-outs | With RBI-op | Reach as Leadoff | 3rd and LT 2out | LOB |
|---------|----------------|---------------|------------|-------------|-----------------|----------------|-----------------|----------------|----------------|---------------------|--------------------|-----|
| Feb 21 | KENT STATE | 3-27 | 2-11 | 1-16 | 1-13 | 2-14 | 0-2 | 0-8 | 0-9 | 3-8 | 2-3 | 7 |
| Feb 21 | KENT STATE | 8-28 | 6-15 | 2-13 | 5-14 | 3-14 | 1-1 | 2-9 | 3-8 | 4-8 | 2-3 | 5 |
| Feb 23 | RADFORD | 16-39 | 4-9 | 12-30 | 12-26 | 4-13 | 1-5 | 6-14 | 8-17 | 6-8 | 6-11 | 8 |
| *Feb 26 | at Miami (FL) | 6-32 | 0-0 | 6-32 | 3-9 | 3-23 | 0-0 | 1-10 | 3-9 | 2-9 | 2-2 | 3 |
| *Feb 27 | at Miami (FL) | 5-30 | 1-3 | 4-27 | 1-10 | 4-20 | 0-0 | 1-8 | 0-1 | 1-9 | 0-0 | 4 |
| *Feb 28 | at Miami (FL) | 11-39 | 0-0 | 11-39 | 6-17 | 5-22 | 2-4 | 4-14 | 4-10 | 2-9 | 2-2 | 9 |
| *Mar 05 | NORTH CAROLINA | 15-36 | 6-15 | 9-21 | 9-20 | 6-16 | 1-3 | 3-9 | 8-16 | 3-8 | 3-4 | 7 |
| *Mar 06 | NORTH CAROLINA | 7-27 | 0-0 | 7-27 | 3-12 | 4-15 | 0-0 | 2-9 | 2-7 | 2-8 | 2-3 | 6 |
| *Mar 07 | NORTH CAROLINA | 6-32 | 3-19 | 3-13 | 4-18 | 2-14 | 0-0 | 4-13 | 2-8 | 3-9 | 0-1 | 8 |
| Mar 09 | VCU | 15-41 | 4-14 | 11-27 | 10-27 | 5-14 | 0-5 | 4-13 | 6-19 | 4-9 | 4-5 | 13 |
| Mar 10 | VCU | 11-37 | 6-22 | 5-15 | 7-19 | 4-18 | 0-1 | 3-11 | 6-15 | 2-9 | 2-3 | 9 |
| *Mar 12 | FLORIDA STATE | 11-38 | 5-21 | 6-17 | 4-18 | 7-20 | 0-0 | 2-12 | 1-13 | 3-9 | 1-3 | 10 |
| *Mar 13 | FLORIDA STATE | 4-29 | 4-23 | 0-6 | 1-16 | 3-13 | 0-1 | 1-8 | 0-9 | 4-8 | 3-5 | 8 |
| *Mar 14 | FLORIDA STATE | 10-37 | 5-13 | 5-24 | 8-24 | 2-13 | 0-0 | 3-13 | 1-17 | 5-9 | 3-6 | 11 |
| Mar 16 | UNCG | 7-27 | 3-9 | 4-18 | 2-15 | 5-12 | 0-0 | 2-8 | 1-7 | 5-9 | 0-0 | 6 |
| *Mar 19 | at Clemson | 9-37 | 3-22 | 6-15 | 5-21 | 4-16 | 0-5 | 1-11 | 3-9 | 4-9 | 1-4 | 11 |
| *Mar 20 | at Clemson | 15-43 | 0-3 | 15-40 | 8-24 | 7-19 | 1-4 | 5-14 | 5-17 | 3-9 | 4-6 | 14 |
| *Mar 21 | at Clemson | 7-32 | 6-22 | 1-10 | 1-10 | 6-22 | 0-0 | 2-11 | 0-4 | 2-9 | 0-0 | 5 |
| Totals | | 166-611 | 58-221 | 108-390 | 90-313 | 76-298 | 6-31 | 46-195 | 53-195 | 58-156 | 37-61 | 144 |
| | | .272 | .262 | .277 | .288 | .255 | .194 | .236 | .272 | .372 | .607 | |

2021 VT Baseball
Team Game-by-Game for Virginia Tech (as of Mar 21, 2021)
Pitching (All games)

| Date | Opponent | Score Score | Total h/ab | vs Left | vs Right | With Runners | Bases Empty | With 2-outs | Reach as Leadoff | Gnd Out | Fly Out | ERA |
|---------|----------------|----------------|---------------|------------|-------------|-----------------|----------------|----------------|---------------------|------------|------------|------|
| Feb 21 | KENT STATE | 3-1 | 6-33 | 2-11 | 4-22 | 1-10 | 5-23 | 3-12 | 0-9 | 11 | 6 | 1.00 |
| Feb 21 | KENT STATE | 9-2 | 7-32 | 3-6 | 4-26 | 3-14 | 4-18 | 2-10 | 3-9 | 6 | 11 | 1.50 |
| Feb 23 | RADFORD | 22-2 | 8-34 | 3-15 | 5-19 | 2-17 | 6-17 | 3-12 | 3-9 | 8 | 5 | 1.33 |
| *Feb 26 | at Miami (FL) | 5-3 | 6-29 | 5-15 | 1-14 | 2-14 | 4-15 | 2-8 | 4-9 | 8 | 4 | 1.50 |
| *Feb 27 | at Miami (FL) | 0-3 | 7-29 | 4-18 | 3-11 | 4-18 | 3-11 | 0-6 | 3-8 | 10 | 5 | 1.84 |
| *Feb 28 | at Miami (FL) | 9-6 | 11-37 | 9-26 | 2-11 | 7-21 | 4-16 | 3-13 | 5-9 | 11 | 6 | 2.21 |
| *Mar 05 | NORTH CAROLINA | 10-6 | 10-37 | 7-14 | 3-23 | 5-18 | 5-19 | 4-13 | 2-9 | 3 | 3 | 2.61 |
| *Mar 06 | NORTH CAROLINA | 6-4 | 9-38 | 4-16 | 5-22 | 4-24 | 5-14 | 3-13 | 5-9 | 11 | 1 | 2.66 |
| *Mar 07 | NORTH CAROLINA | 6-9 | 9-36 | 4-20 | 5-16 | 5-24 | 4-12 | 1-9 | 4-9 | 4 | 8 | 3.04 |
| Mar 09 | VCU | 10-9 | 12-35 | 6-15 | 6-20 | 7-21 | 5-14 | 1-7 | 3-9 | 4 | 7 | 3.64 |
| Mar 10 | VCU | 7-10 | 13-40 | 3-16 | 10-24 | 8-24 | 5-16 | 9-17 | 3-9 | 6 | 8 | 4.04 |
| *Mar 12 | FLORIDA STATE | 4-6 | 9-37 | 4-16 | 5-21 | 4-16 | 5-21 | 3-12 | 3-9 | 3 | 9 | 4.12 |
| *Mar 13 | FLORIDA STATE | 5-0 | 3-29 | 1-13 | 2-16 | 0-10 | 3-19 | 1-10 | 2-9 | 10 | 7 | 3.80 |
| *Mar 14 | FLORIDA STATE | 7-14 | 18-45 | 10-21 | 8-24 | 8-24 | 10-21 | 4-13 | 5-9 | 10 | 9 | 4.32 |
| Mar 16 | UNCG | 2-7 | 11-36 | 6-20 | 5-16 | 5-21 | 6-15 | 1-9 | 4-9 | 7 | 9 | 4.43 |
| *Mar 19 | at Clemson | 2-8 | 10-33 | 2-11 | 8-22 | 4-13 | 6-20 | 4-10 | 3-8 | 7 | 6 | 4.44 |
| *Mar 20 | at Clemson | 11-3 | 7-32 | 2-12 | 5-20 | 3-9 | 4-23 | 5-12 | 0-9 | 10 | 7 | 4.35 |
| *Mar 21 | at Clemson | 2-4 | 4-28 | 0-11 | 4-17 | 3-6 | 1-22 | 3-11 | 0-8 | 6 | 5 | 4.36 |
| Totals | | 120-97 | 160-620 | 75-276 | 85-344 | 75-304 | 85-316 | 52-197 | 52-159 | 135 | 116 | 4.36 |
| | | | .258 | .272 | .247 | .247 | .269 | .264 | .327 | | | |

LEADERS



2021 VT Baseball
 Batting Leaders for Virginia Tech (as of Mar 21, 2021)
 (All games)

Hitting minimums - 5 Games 5% of Games 20 AB 10 TPA
 Pitching minimums - 1 Games

| Batting avg | |
|---------------------|------|
| 1. 7 TJ Rumfield | .373 |
| 2. 19 Gavin Cross | .359 |
| 3. 8 Tanner Schobel | .294 |
| 4. 23 Tanner Thomas | .282 |
| 5. 11 Cade Swisher | .281 |

| Slugging pct | |
|---------------------|------|
| 1. 19 Gavin Cross | .672 |
| 2. 7 TJ Rumfield | .547 |
| 3. 8 Tanner Schobel | .485 |
| 4. 11 Cade Swisher | .469 |
| 5. 31 Jack Hurley | .446 |

| On base pct | |
|----------------------|------|
| 1. 19 Gavin Cross | .443 |
| 2. 7 TJ Rumfield | .440 |
| 3. 11 Cade Swisher | .429 |
| 4. 37 Jonah Seagears | .423 |
| 5. 8 Tanner Schobel | .383 |

| Runs scored | |
|--------------------|----|
| 1. 19 Gavin Cross | 19 |
| 2. 7 TJ Rumfield | 16 |
| 31 Jack Hurley | 16 |
| 4. 26 Kevin Madden | 11 |
| 5. 2 tied at..... | 10 |

| Hits | |
|--------------------|----|
| 1. 7 TJ Rumfield | 28 |
| 2. 19 Gavin Cross | 23 |
| 3. 26 Kevin Madden | 20 |
| 8 Tanner Schobel | 20 |
| 5. 31 Jack Hurley | 14 |

| Runs batted in | |
|---------------------|----|
| 1. 8 Tanner Schobel | 19 |
| 2. 19 Gavin Cross | 13 |
| 3. 26 Kevin Madden | 12 |
| 4. 7 TJ Rumfield | 11 |
| 5. 2 tied at..... | 9 |

| Doubles | |
|---------------------|---|
| 1. 8 Tanner Schobel | 5 |
| 2. 19 Gavin Cross | 4 |
| 4 Fritz Genter | 4 |
| 7 TJ Rumfield | 4 |
| 5. 3 tied at..... | 3 |

| Triples | |
|---------------------|---|
| 1. 19 Gavin Cross | 2 |
| 2. 8 Tanner Schobel | 1 |
| 33 Nick Holesa | 1 |

| Home runs | |
|-------------------|---|
| 1. 19 Gavin Cross | 4 |
| 2. 7 TJ Rumfield | 3 |
| 31 Jack Hurley | 3 |
| 17 Cade Hunter | 3 |
| 5. 2 tied at..... | 2 |

| Total bases | |
|---------------------|----|
| 1. 19 Gavin Cross | 43 |
| 2. 7 TJ Rumfield | 41 |
| 3. 8 Tanner Schobel | 33 |
| 4. 31 Jack Hurley | 25 |
| 26 Kevin Madden | 25 |

| Walks | |
|----------------------|----|
| 1. 37 Jonah Seagears | 14 |
| 2. 11 Cade Swisher | 9 |
| 3. 8 Tanner Schobel | 8 |
| 7 TJ Rumfield | 8 |
| 5. 19 Gavin Cross | 7 |

| Hit by pitch | |
|---------------------|---|
| 1. 31 Jack Hurley | 6 |
| 2. 19 Gavin Cross | 5 |
| 3. 23 Tanner Thomas | 3 |
| 17 Cade Hunter | 3 |
| 8 Tanner Schobel | 3 |

| Sac bunts | |
|----------------------|---|
| 1. 37 Jonah Seagears | 1 |
| 31 Jack Hurley | 1 |
| 41 Dayne Leonard | 1 |

| Sac flies | |
|---------------------|---|
| 1. 19 Gavin Cross | 3 |
| 2. 8 Tanner Schobel | 2 |
| 3. 5 tied at..... | 1 |

| Stolen bases | |
|-------------------|---|
| 1. 4 Fritz Genter | 3 |
| 2. 5 tied at..... | 2 |

| Caught stealing | |
|--------------------|---|
| 1. 19 Gavin Cross | 3 |
| 37 Jonah Seagears | 3 |
| 3. 11 Cade Swisher | 2 |
| 4. 4 tied at..... | 1 |

| Steal attempts | |
|----------------------|---|
| 1. 37 Jonah Seagears | 5 |
| 19 Gavin Cross | 5 |
| 3. 4 Fritz Genter | 4 |
| 4. 31 Jack Hurley | 3 |
| 11 Cade Swisher | 3 |

| Stolen base pct | |
|-------------------|-------|
| 1. 7 TJ Rumfield | 1.000 |
| 26 Kevin Madden | 1.000 |
| 29 Carson Jones | 1.000 |
| 4. 4 Fritz Genter | .750 |
| 5. 31 Jack Hurley | .667 |

| Strikeouts | |
|----------------------|----|
| 1. 31 Jack Hurley | 22 |
| 2. 4 Fritz Genter | 17 |
| 3. 37 Jonah Seagears | 16 |
| 4. 17 Cade Hunter | 15 |
| 5. 8 Tanner Schobel | 14 |

| Grounded into DP | |
|--------------------|---|
| 1. 26 Kevin Madden | 2 |
| 2. 7 TJ Rumfield | 1 |
| 17 Cade Hunter | 1 |
| 32 Lucas Donlon | 1 |
| 29 Carson Jones | 1 |

| Total plate appearances | |
|-------------------------|----|
| 1. 7 TJ Rumfield | 84 |
| 2. 26 Kevin Madden | 82 |
| 3. 8 Tanner Schobel | 81 |
| 4. 19 Gavin Cross | 79 |
| 5. 31 Jack Hurley | 69 |

| At bats | |
|---------------------|----|
| 1. 26 Kevin Madden | 75 |
| 7 TJ Rumfield | 75 |
| 3. 8 Tanner Schobel | 68 |
| 4. 19 Gavin Cross | 64 |
| 5. 2 tied at..... | 56 |

| Games played | |
|-------------------|----|
| 1. 4 Fritz Genter | 18 |
| 37 Jonah Seagears | 18 |
| 26 Kevin Madden | 18 |
| 7 TJ Rumfield | 18 |
| 8 Tanner Schobel | 18 |

| Game starts | |
|--------------------|----|
| 1. 26 Kevin Madden | 18 |
| 7 TJ Rumfield | 18 |
| 8 Tanner Schobel | 18 |
| 4. 4 Fritz Genter | 17 |
| 19 Gavin Cross | 17 |

| Games as sub | |
|----------------------|---|
| 1. 23 Tanner Thomas | 8 |
| 2. 32 Lucas Donlon | 7 |
| 3. 99 Brennan Reback | 6 |
| 4. 29 Carson Jones | 5 |
| 5. 3 tied at..... | 4 |

LEADERS

| | | | | | | | | | | | | | | | | | | | | | | | | | | | | | | | | | | | | | | | | | | | | | | | | | | | | | | | | | | | | | | | | | | | | | | | | | | | | | | | | | | | | | | | | | | | | | | | | | | | | | | | | | | | | | | | | | | | | | | | | | | | | | | | | | | | | | | | | | | | | | | | | | | | | | | | | | | | | | | | | | | | | | | | | | | | | | | | | | | | | | | | | | | | | | | | | | | | | | | | | | | | | | | | | | | | | | | | | | | | | | | | | | | | | | | | | | | | | | | | | | | | | | | | | | | | | | | | | | | | | | | | | | | | | | | | | | | | | | | | | | | | | | | | | | | | | | | | | | | | | | | | | | | | | | | | | | | | | | | | | | | | | | | | | | | |
|--|---------------------|------|-----------------|------|---------------|------|-----------------|------|---------------------|------|--------------------|---|----------------------|---|----------------|---|---------------|---|-------------------|---|-------------------|------|---------------------|------|----------------------|------|-------------------------|------|--------------------|------|-------------------|---|---------------------|---|-------------------------|---|-----------------------|---|---------------|---|----------------------|---|--------------------|---|----------------|---|-----------------------|---|-------------------|---|-----------------|---|--------------------|---|-------------------|---|----------------------|---|----------------------|---|--------------|---|----------------|---|-----------------|---|---------------------|---|---------------|---|-----------------|---|---------------------|---|-----------------|---|----------------------|---|-----------------|---|---------------------|---|---------------|---|-----------------|---|---------------------|-------|----------------|-------|-------------------|-------|----------------|-------|-----------------|-------|--------------------|----|---------------------|----|--------------------|----|-------------------|---|-------------------|---|-------------------|----|------------------|---|--------------|---|-------------------|---|-------------------|---|----------------|---|---|------------------|------|-----------------|------|---------------------|------|-----------------------|------|----------------------|------|--------------------|---|-------------------|---|---------------------|----|-------------------|----|-------------------|----|--------------------|----|-------------------------|----|----------------------|---|-------------------------|---|--------------------|---|-----------------|---|-------------------|---|-----------------|---|---------------------|---|----------------------|---|----------------|---|---------------------|---|-------------------------|---|--------------------|---|---------------------|---|---------------|---|-----------------|---|---------------------|---|-----------------|---|----------------------|---|-----------------|---|---------------------|---|---------------|---|-----------------|---|-------------------|-----|------------------|-----|---------------------|----|--------------------|----|---------------------|----|--------------------|---|-----------------|---|--------------------|---|----------------|---|------------------|---|---------------------|---|----------------------|---|----------------|---|-------------------|---|-------------------|---|--|--------------------|-------|----------------------|-------|----------------------|-------|-------------------|-------|------------------|------|----------------------|---|-------------------------|---|-----------------|---|----------------------|---|-----------------|---|----------------------|---|-----------------|---|------------------|---|-------------------------|---|-----------------|---|-----------------|---|----------------------|---|----------------------|---|-------------------|---|------------------|---|-------------------------|---|-----------------|---|-------------------|----|----------------------|---|------------------|---|-------------------|---|------------------|---|-----------------|---|---------------------|---|--------------------|---|--------------------|---|---------------------|---|-----------------|---|---------------------|---|------------------|---|-----------------|---|----------------------|---|-----------------|---|---------------------|---|---------------|---|--------------------|---|-------------------|-----|------------------|-----|---------------------|----|-------------------|----|-------------------|----|------------------|---|---------------------|---|--------------------|---|--------------------|---|----------------|---|-------------------|----|-----------------|---|---------------------|---|---------------|---|----------------------|---|
| <p>Earned run avg</p> <table border="0" style="width: 100%;"> <tr><td>1. 40 Henry Weycker</td><td style="text-align: right;">0.00</td></tr> <tr><td>10 Nolan Wilson</td><td style="text-align: right;">0.00</td></tr> <tr><td>15 Nic Psimas</td><td style="text-align: right;">0.00</td></tr> <tr><td>47 Jonah Hurney</td><td style="text-align: right;">0.00</td></tr> <tr><td>45 Christian Worley</td><td style="text-align: right;">0.00</td></tr> </table> <p>Wins</p> <table border="0" style="width: 100%;"> <tr><td>1. 38 Jaison Heard</td><td style="text-align: right;">2</td></tr> <tr><td>16 Matthew Siverling</td><td style="text-align: right;">2</td></tr> <tr><td>3 Chris Gerard</td><td style="text-align: right;">2</td></tr> <tr><td>22 Ryan Okuda</td><td style="text-align: right;">2</td></tr> <tr><td>5. 2 tied at.....</td><td style="text-align: right;">1</td></tr> </table> <p>Innings pitched</p> <table border="0" style="width: 100%;"> <tr><td>1. 3 Chris Gerard</td><td style="text-align: right;">27.0</td></tr> <tr><td>2. 30 Peyton Alford</td><td style="text-align: right;">20.2</td></tr> <tr><td>3. 12 Shane Connolly</td><td style="text-align: right;">19.2</td></tr> <tr><td>4. 34 Anthony Simonelli</td><td style="text-align: right;">14.0</td></tr> <tr><td>5. 38 Jaison Heard</td><td style="text-align: right;">13.2</td></tr> </table> <p>Games started</p> <table border="0" style="width: 100%;"> <tr><td>1. 3 Chris Gerard</td><td style="text-align: right;">5</td></tr> <tr><td>2. 30 Peyton Alford</td><td style="text-align: right;">4</td></tr> <tr><td>3. 34 Anthony Simonelli</td><td style="text-align: right;">3</td></tr> <tr><td>4. 44 Jackson Ritchey</td><td style="text-align: right;">2</td></tr> <tr><td>22 Ryan Okuda</td><td style="text-align: right;">2</td></tr> </table> <p>Wild pitches</p> <table border="0" style="width: 100%;"> <tr><td>1. 12 Shane Connolly</td><td style="text-align: right;">4</td></tr> <tr><td>18 Xander Hamilton</td><td style="text-align: right;">4</td></tr> <tr><td>3 Chris Gerard</td><td style="text-align: right;">4</td></tr> <tr><td>4. 44 Jackson Ritchey</td><td style="text-align: right;">3</td></tr> <tr><td>5. 5 tied at.....</td><td style="text-align: right;">2</td></tr> </table> <p>Intentional BB allowed</p> <table border="0" style="width: 100%;"> <tr><td>1. 35 Ryan Metz</td><td style="text-align: right;">2</td></tr> <tr><td>2. 10 Nolan Wilson</td><td style="text-align: right;">1</td></tr> <tr><td>20 Grant Umberger</td><td style="text-align: right;">1</td></tr> <tr><td>34 Anthony Simonelli</td><td style="text-align: right;">1</td></tr> </table> <p>Sac bunts allowed</p> <table border="0" style="width: 100%;"> <tr><td>1. 20 Grant Umberger</td><td style="text-align: right;">1</td></tr> <tr><td>35 Ryan Metz</td><td style="text-align: right;">1</td></tr> <tr><td>3 Chris Gerard</td><td style="text-align: right;">1</td></tr> <tr><td>38 Jaison Heard</td><td style="text-align: right;">1</td></tr> </table> <p>Runs allowed</p> <table border="0" style="width: 100%;"> <tr><td>1. 40 Henry Weycker</td><td style="text-align: right;">0</td></tr> <tr><td>15 Nic Psimas</td><td style="text-align: right;">0</td></tr> <tr><td>47 Jonah Hurney</td><td style="text-align: right;">0</td></tr> <tr><td>45 Christian Worley</td><td style="text-align: right;">0</td></tr> <tr><td>10 Nolan Wilson</td><td style="text-align: right;">0</td></tr> </table> <p>Doubles allowed</p> <table border="0" style="width: 100%;"> <tr><td>1. 20 Grant Umberger</td><td style="text-align: right;">0</td></tr> <tr><td>47 Jonah Hurney</td><td style="text-align: right;">0</td></tr> <tr><td>45 Christian Worley</td><td style="text-align: right;">0</td></tr> <tr><td>15 Nic Psimas</td><td style="text-align: right;">0</td></tr> <tr><td>42 Ryan Gleason</td><td style="text-align: right;">0</td></tr> </table> <p>Fielding pct</p> <table border="0" style="width: 100%;"> <tr><td>1. 41 Dayne Leonard</td><td style="text-align: right;">1.000</td></tr> <tr><td>19 Gavin Cross</td><td style="text-align: right;">1.000</td></tr> <tr><td>37 Jonah Seagears</td><td style="text-align: right;">1.000</td></tr> <tr><td>5 Gehrige Ebel</td><td style="text-align: right;">1.000</td></tr> <tr><td>29 Carson Jones</td><td style="text-align: right;">1.000</td></tr> </table> <p>Assists</p> <table border="0" style="width: 100%;"> <tr><td>1. 26 Kevin Madden</td><td style="text-align: right;">38</td></tr> <tr><td>2. 8 Tanner Schobel</td><td style="text-align: right;">37</td></tr> <tr><td>3. 4 Fritz Genther</td><td style="text-align: right;">30</td></tr> <tr><td>4. 17 Cade Hunter</td><td style="text-align: right;">8</td></tr> <tr><td>5. 2 tied at.....</td><td style="text-align: right;">6</td></tr> </table> <p>Stolen bases against</p> <table border="0" style="width: 100%;"> <tr><td>1. 17 Cade Hunter</td><td style="text-align: right;">12</td></tr> <tr><td>2. 22 Ryan Okuda</td><td style="text-align: right;">3</td></tr> <tr><td>35 Ryan Metz</td><td style="text-align: right;">3</td></tr> <tr><td>4. 9 tied at.....</td><td style="text-align: right;">1</td></tr> </table> <p>Passed balls</p> <table border="0" style="width: 100%;"> <tr><td>1. 5 Gehrige Ebel</td><td style="text-align: right;">2</td></tr> <tr><td>17 Cade Hunter</td><td style="text-align: right;">2</td></tr> </table> | 1. 40 Henry Weycker | 0.00 | 10 Nolan Wilson | 0.00 | 15 Nic Psimas | 0.00 | 47 Jonah Hurney | 0.00 | 45 Christian Worley | 0.00 | 1. 38 Jaison Heard | 2 | 16 Matthew Siverling | 2 | 3 Chris Gerard | 2 | 22 Ryan Okuda | 2 | 5. 2 tied at..... | 1 | 1. 3 Chris Gerard | 27.0 | 2. 30 Peyton Alford | 20.2 | 3. 12 Shane Connolly | 19.2 | 4. 34 Anthony Simonelli | 14.0 | 5. 38 Jaison Heard | 13.2 | 1. 3 Chris Gerard | 5 | 2. 30 Peyton Alford | 4 | 3. 34 Anthony Simonelli | 3 | 4. 44 Jackson Ritchey | 2 | 22 Ryan Okuda | 2 | 1. 12 Shane Connolly | 4 | 18 Xander Hamilton | 4 | 3 Chris Gerard | 4 | 4. 44 Jackson Ritchey | 3 | 5. 5 tied at..... | 2 | 1. 35 Ryan Metz | 2 | 2. 10 Nolan Wilson | 1 | 20 Grant Umberger | 1 | 34 Anthony Simonelli | 1 | 1. 20 Grant Umberger | 1 | 35 Ryan Metz | 1 | 3 Chris Gerard | 1 | 38 Jaison Heard | 1 | 1. 40 Henry Weycker | 0 | 15 Nic Psimas | 0 | 47 Jonah Hurney | 0 | 45 Christian Worley | 0 | 10 Nolan Wilson | 0 | 1. 20 Grant Umberger | 0 | 47 Jonah Hurney | 0 | 45 Christian Worley | 0 | 15 Nic Psimas | 0 | 42 Ryan Gleason | 0 | 1. 41 Dayne Leonard | 1.000 | 19 Gavin Cross | 1.000 | 37 Jonah Seagears | 1.000 | 5 Gehrige Ebel | 1.000 | 29 Carson Jones | 1.000 | 1. 26 Kevin Madden | 38 | 2. 8 Tanner Schobel | 37 | 3. 4 Fritz Genther | 30 | 4. 17 Cade Hunter | 8 | 5. 2 tied at..... | 6 | 1. 17 Cade Hunter | 12 | 2. 22 Ryan Okuda | 3 | 35 Ryan Metz | 3 | 4. 9 tied at..... | 1 | 1. 5 Gehrige Ebel | 2 | 17 Cade Hunter | 2 | <p>Opposing bat avg</p> <table border="0" style="width: 100%;"> <tr><td>1. 15 Nic Psimas</td><td style="text-align: right;">.000</td></tr> <tr><td>47 Jonah Hurney</td><td style="text-align: right;">.000</td></tr> <tr><td>45 Christian Worley</td><td style="text-align: right;">.000</td></tr> <tr><td>4. 18 Xander Hamilton</td><td style="text-align: right;">.100</td></tr> <tr><td>5. 51 Graham Firoved</td><td style="text-align: right;">.118</td></tr> </table> <p>Losses</p> <table border="0" style="width: 100%;"> <tr><td>1. 27 Noah Johnson</td><td style="text-align: right;">2</td></tr> <tr><td>2. 6 tied at.....</td><td style="text-align: right;">1</td></tr> </table> <p>Batters struck out</p> <table border="0" style="width: 100%;"> <tr><td>1. 30 Peyton Alford</td><td style="text-align: right;">34</td></tr> <tr><td>2. 3 Chris Gerard</td><td style="text-align: right;">29</td></tr> <tr><td>12 Shane Connolly</td><td style="text-align: right;">29</td></tr> <tr><td>4. 38 Jaison Heard</td><td style="text-align: right;">19</td></tr> <tr><td>5. 16 Matthew Siverling</td><td style="text-align: right;">16</td></tr> </table> <p>Games finished</p> <table border="0" style="width: 100%;"> <tr><td>1. 12 Shane Connolly</td><td style="text-align: right;">5</td></tr> <tr><td>2. 16 Matthew Siverling</td><td style="text-align: right;">3</td></tr> <tr><td>3. 38 Jaison Heard</td><td style="text-align: right;">2</td></tr> <tr><td>27 Noah Johnson</td><td style="text-align: right;">2</td></tr> <tr><td>5. 6 tied at.....</td><td style="text-align: right;">1</td></tr> </table> <p>Balks</p> <table border="0" style="width: 100%;"> <tr><td>1. 35 Ryan Metz</td><td style="text-align: right;">2</td></tr> <tr><td>2. 30 Peyton Alford</td><td style="text-align: right;">1</td></tr> <tr><td>16 Matthew Siverling</td><td style="text-align: right;">1</td></tr> <tr><td>3 Chris Gerard</td><td style="text-align: right;">1</td></tr> </table> <p>Sac flies allowed</p> <table border="0" style="width: 100%;"> <tr><td>1. 30 Peyton Alford</td><td style="text-align: right;">2</td></tr> <tr><td>2. 34 Anthony Simonelli</td><td style="text-align: right;">1</td></tr> <tr><td>44 Jackson Ritchey</td><td style="text-align: right;">1</td></tr> </table> <p>Earned runs allowed</p> <table border="0" style="width: 100%;"> <tr><td>1. 40 Henry Weycker</td><td style="text-align: right;">0</td></tr> <tr><td>15 Nic Psimas</td><td style="text-align: right;">0</td></tr> <tr><td>47 Jonah Hurney</td><td style="text-align: right;">0</td></tr> <tr><td>45 Christian Worley</td><td style="text-align: right;">0</td></tr> <tr><td>10 Nolan Wilson</td><td style="text-align: right;">0</td></tr> </table> <p>Triples allowed</p> <table border="0" style="width: 100%;"> <tr><td>1. 20 Grant Umberger</td><td style="text-align: right;">0</td></tr> <tr><td>47 Jonah Hurney</td><td style="text-align: right;">0</td></tr> <tr><td>45 Christian Worley</td><td style="text-align: right;">0</td></tr> <tr><td>15 Nic Psimas</td><td style="text-align: right;">0</td></tr> <tr><td>42 Ryan Gleason</td><td style="text-align: right;">0</td></tr> </table> <p>Chances</p> <table border="0" style="width: 100%;"> <tr><td>1. 17 Cade Hunter</td><td style="text-align: right;">153</td></tr> <tr><td>2. 7 TJ Rumfield</td><td style="text-align: right;">135</td></tr> <tr><td>3. 8 Tanner Schobel</td><td style="text-align: right;">60</td></tr> <tr><td>4. 4 Fritz Genther</td><td style="text-align: right;">58</td></tr> <tr><td>5. 41 Dayne Leonard</td><td style="text-align: right;">53</td></tr> </table> <p>Errors</p> <table border="0" style="width: 100%;"> <tr><td>1. 26 Kevin Madden</td><td style="text-align: right;">5</td></tr> <tr><td>4 Fritz Genther</td><td style="text-align: right;">5</td></tr> <tr><td>3. 38 Jaison Heard</td><td style="text-align: right;">2</td></tr> <tr><td>31 Jack Hurley</td><td style="text-align: right;">2</td></tr> <tr><td>8 Tanner Schobel</td><td style="text-align: right;">2</td></tr> </table> <p>Caught stealing by</p> <table border="0" style="width: 100%;"> <tr><td>1. 41 Dayne Leonard</td><td style="text-align: right;">2</td></tr> <tr><td>34 Anthony Simonelli</td><td style="text-align: right;">2</td></tr> <tr><td>3 Chris Gerard</td><td style="text-align: right;">2</td></tr> <tr><td>4. 5 tied at.....</td><td style="text-align: right;">1</td></tr> </table> <p>Catchers interference</p> <table border="0" style="width: 100%;"> <tr><td>1. 17 Cade Hunter</td><td style="text-align: right;">1</td></tr> </table> | 1. 15 Nic Psimas | .000 | 47 Jonah Hurney | .000 | 45 Christian Worley | .000 | 4. 18 Xander Hamilton | .100 | 5. 51 Graham Firoved | .118 | 1. 27 Noah Johnson | 2 | 2. 6 tied at..... | 1 | 1. 30 Peyton Alford | 34 | 2. 3 Chris Gerard | 29 | 12 Shane Connolly | 29 | 4. 38 Jaison Heard | 19 | 5. 16 Matthew Siverling | 16 | 1. 12 Shane Connolly | 5 | 2. 16 Matthew Siverling | 3 | 3. 38 Jaison Heard | 2 | 27 Noah Johnson | 2 | 5. 6 tied at..... | 1 | 1. 35 Ryan Metz | 2 | 2. 30 Peyton Alford | 1 | 16 Matthew Siverling | 1 | 3 Chris Gerard | 1 | 1. 30 Peyton Alford | 2 | 2. 34 Anthony Simonelli | 1 | 44 Jackson Ritchey | 1 | 1. 40 Henry Weycker | 0 | 15 Nic Psimas | 0 | 47 Jonah Hurney | 0 | 45 Christian Worley | 0 | 10 Nolan Wilson | 0 | 1. 20 Grant Umberger | 0 | 47 Jonah Hurney | 0 | 45 Christian Worley | 0 | 15 Nic Psimas | 0 | 42 Ryan Gleason | 0 | 1. 17 Cade Hunter | 153 | 2. 7 TJ Rumfield | 135 | 3. 8 Tanner Schobel | 60 | 4. 4 Fritz Genther | 58 | 5. 41 Dayne Leonard | 53 | 1. 26 Kevin Madden | 5 | 4 Fritz Genther | 5 | 3. 38 Jaison Heard | 2 | 31 Jack Hurley | 2 | 8 Tanner Schobel | 2 | 1. 41 Dayne Leonard | 2 | 34 Anthony Simonelli | 2 | 3 Chris Gerard | 2 | 4. 5 tied at..... | 1 | 1. 17 Cade Hunter | 1 | <p>Won-loss pct</p> <table border="0" style="width: 100%;"> <tr><td>1. 38 Jaison Heard</td><td style="text-align: right;">1.000</td></tr> <tr><td>16 Matthew Siverling</td><td style="text-align: right;">1.000</td></tr> <tr><td>34 Anthony Simonelli</td><td style="text-align: right;">1.000</td></tr> <tr><td>51 Graham Firoved</td><td style="text-align: right;">1.000</td></tr> <tr><td>5. 22 Ryan Okuda</td><td style="text-align: right;">.667</td></tr> </table> <p>Saves</p> <table border="0" style="width: 100%;"> <tr><td>1. 12 Shane Connolly</td><td style="text-align: right;">4</td></tr> <tr><td>2. 16 Matthew Siverling</td><td style="text-align: right;">1</td></tr> <tr><td>38 Jaison Heard</td><td style="text-align: right;">1</td></tr> </table> <p>Appearances</p> <table border="0" style="width: 100%;"> <tr><td>1. 12 Shane Connolly</td><td style="text-align: right;">8</td></tr> <tr><td>38 Jaison Heard</td><td style="text-align: right;">8</td></tr> <tr><td>16 Matthew Siverling</td><td style="text-align: right;">8</td></tr> <tr><td>27 Noah Johnson</td><td style="text-align: right;">8</td></tr> <tr><td>5. 22 Ryan Okuda</td><td style="text-align: right;">7</td></tr> </table> <p>Games in relief</p> <table border="0" style="width: 100%;"> <tr><td>1. 16 Matthew Siverling</td><td style="text-align: right;">8</td></tr> <tr><td>27 Noah Johnson</td><td style="text-align: right;">8</td></tr> <tr><td>38 Jaison Heard</td><td style="text-align: right;">8</td></tr> <tr><td>4. 12 Shane Connolly</td><td style="text-align: right;">7</td></tr> <tr><td>5. 51 Graham Firoved</td><td style="text-align: right;">6</td></tr> </table> <p>Hit batters</p> <table border="0" style="width: 100%;"> <tr><td>1. 3 Chris Gerard</td><td style="text-align: right;">4</td></tr> <tr><td>30 Peyton Alford</td><td style="text-align: right;">4</td></tr> <tr><td>3. 34 Anthony Simonelli</td><td style="text-align: right;">3</td></tr> <tr><td>4. 4 tied at...</td><td style="text-align: right;">2</td></tr> </table> <p>Batters SO out looking</p> <table border="0" style="width: 100%;"> <tr><td>1. 3 Chris Gerard</td><td style="text-align: right;">11</td></tr> <tr><td>2. 12 Shane Connolly</td><td style="text-align: right;">9</td></tr> <tr><td>30 Peyton Alford</td><td style="text-align: right;">9</td></tr> <tr><td>4. 3 tied at.....</td><td style="text-align: right;">4</td></tr> </table> <p>Hits allowed</p> <table border="0" style="width: 100%;"> <tr><td>1. 15 Nic Psimas</td><td style="text-align: right;">0</td></tr> <tr><td>47 Jonah Hurney</td><td style="text-align: right;">0</td></tr> <tr><td>45 Christian Worley</td><td style="text-align: right;">0</td></tr> <tr><td>4. 42 Ryan Gleason</td><td style="text-align: right;">1</td></tr> <tr><td>18 Xander Hamilton</td><td style="text-align: right;">1</td></tr> </table> <p>Walks allowed</p> <table border="0" style="width: 100%;"> <tr><td>1. 46 Griffin Green</td><td style="text-align: right;">0</td></tr> <tr><td>47 Jonah Hurney</td><td style="text-align: right;">0</td></tr> <tr><td>45 Christian Worley</td><td style="text-align: right;">0</td></tr> <tr><td>4. 15 Nic Psimas</td><td style="text-align: right;">1</td></tr> <tr><td>42 Ryan Gleason</td><td style="text-align: right;">1</td></tr> </table> <p>Home runs allowed</p> <table border="0" style="width: 100%;"> <tr><td>1. 20 Grant Umberger</td><td style="text-align: right;">0</td></tr> <tr><td>47 Jonah Hurney</td><td style="text-align: right;">0</td></tr> <tr><td>45 Christian Worley</td><td style="text-align: right;">0</td></tr> <tr><td>15 Nic Psimas</td><td style="text-align: right;">0</td></tr> <tr><td>44 Jackson Ritchey</td><td style="text-align: right;">0</td></tr> </table> <p>Putouts</p> <table border="0" style="width: 100%;"> <tr><td>1. 17 Cade Hunter</td><td style="text-align: right;">144</td></tr> <tr><td>2. 7 TJ Rumfield</td><td style="text-align: right;">128</td></tr> <tr><td>3. 41 Dayne Leonard</td><td style="text-align: right;">49</td></tr> <tr><td>4. 19 Gavin Cross</td><td style="text-align: right;">32</td></tr> <tr><td>5. 31 Jack Hurley</td><td style="text-align: right;">26</td></tr> </table> <p>Fielding double plays</p> <table border="0" style="width: 100%;"> <tr><td>1. 7 TJ Rumfield</td><td style="text-align: right;">9</td></tr> <tr><td>2. 8 Tanner Schobel</td><td style="text-align: right;">8</td></tr> <tr><td>3. 26 Kevin Madden</td><td style="text-align: right;">4</td></tr> <tr><td>4. 4 Fritz Genther</td><td style="text-align: right;">3</td></tr> <tr><td>19 Gavin Cross</td><td style="text-align: right;">3</td></tr> </table> <p>Steal attempts against</p> <table border="0" style="width: 100%;"> <tr><td>1. 17 Cade Hunter</td><td style="text-align: right;">13</td></tr> <tr><td>2. 35 Ryan Metz</td><td style="text-align: right;">4</td></tr> <tr><td>3. 41 Dayne Leonard</td><td style="text-align: right;">3</td></tr> <tr><td>22 Ryan Okuda</td><td style="text-align: right;">3</td></tr> <tr><td>34 Anthony Simonelli</td><td style="text-align: right;">3</td></tr> </table> | 1. 38 Jaison Heard | 1.000 | 16 Matthew Siverling | 1.000 | 34 Anthony Simonelli | 1.000 | 51 Graham Firoved | 1.000 | 5. 22 Ryan Okuda | .667 | 1. 12 Shane Connolly | 4 | 2. 16 Matthew Siverling | 1 | 38 Jaison Heard | 1 | 1. 12 Shane Connolly | 8 | 38 Jaison Heard | 8 | 16 Matthew Siverling | 8 | 27 Noah Johnson | 8 | 5. 22 Ryan Okuda | 7 | 1. 16 Matthew Siverling | 8 | 27 Noah Johnson | 8 | 38 Jaison Heard | 8 | 4. 12 Shane Connolly | 7 | 5. 51 Graham Firoved | 6 | 1. 3 Chris Gerard | 4 | 30 Peyton Alford | 4 | 3. 34 Anthony Simonelli | 3 | 4. 4 tied at... | 2 | 1. 3 Chris Gerard | 11 | 2. 12 Shane Connolly | 9 | 30 Peyton Alford | 9 | 4. 3 tied at..... | 4 | 1. 15 Nic Psimas | 0 | 47 Jonah Hurney | 0 | 45 Christian Worley | 0 | 4. 42 Ryan Gleason | 1 | 18 Xander Hamilton | 1 | 1. 46 Griffin Green | 0 | 47 Jonah Hurney | 0 | 45 Christian Worley | 0 | 4. 15 Nic Psimas | 1 | 42 Ryan Gleason | 1 | 1. 20 Grant Umberger | 0 | 47 Jonah Hurney | 0 | 45 Christian Worley | 0 | 15 Nic Psimas | 0 | 44 Jackson Ritchey | 0 | 1. 17 Cade Hunter | 144 | 2. 7 TJ Rumfield | 128 | 3. 41 Dayne Leonard | 49 | 4. 19 Gavin Cross | 32 | 5. 31 Jack Hurley | 26 | 1. 7 TJ Rumfield | 9 | 2. 8 Tanner Schobel | 8 | 3. 26 Kevin Madden | 4 | 4. 4 Fritz Genther | 3 | 19 Gavin Cross | 3 | 1. 17 Cade Hunter | 13 | 2. 35 Ryan Metz | 4 | 3. 41 Dayne Leonard | 3 | 22 Ryan Okuda | 3 | 34 Anthony Simonelli | 3 |
| 1. 40 Henry Weycker | 0.00 | | | | | | | | | | | | | | | | | | | | | | | | | | | | | | | | | | | | | | | | | | | | | | | | | | | | | | | | | | | | | | | | | | | | | | | | | | | | | | | | | | | | | | | | | | | | | | | | | | | | | | | | | | | | | | | | | | | | | | | | | | | | | | | | | | | | | | | | | | | | | | | | | | | | | | | | | | | | | | | | | | | | | | | | | | | | | | | | | | | | | | | | | | | | | | | | | | | | | | | | | | | | | | | | | | | | | | | | | | | | | | | | | | | | | | | | | | | | | | | | | | | | | | | | | | | | | | | | | | | | | | | | | | | | | | | | | | | | | | | | | | | | | | | | | | | | | | | | | | | | | | | | | | | | | | | | | | | | | | | | | | | | | | | | | |
| 10 Nolan Wilson | 0.00 | | | | | | | | | | | | | | | | | | | | | | | | | | | | | | | | | | | | | | | | | | | | | | | | | | | | | | | | | | | | | | | | | | | | | | | | | | | | | | | | | | | | | | | | | | | | | | | | | | | | | | | | | | | | | | | | | | | | | | | | | | | | | | | | | | | | | | | | | | | | | | | | | | | | | | | | | | | | | | | | | | | | | | | | | | | | | | | | | | | | | | | | | | | | | | | | | | | | | | | | | | | | | | | | | | | | | | | | | | | | | | | | | | | | | | | | | | | | | | | | | | | | | | | | | | | | | | | | | | | | | | | | | | | | | | | | | | | | | | | | | | | | | | | | | | | | | | | | | | | | | | | | | | | | | | | | | | | | | | | | | | | | | | | | | |
| 15 Nic Psimas | 0.00 | | | | | | | | | | | | | | | | | | | | | | | | | | | | | | | | | | | | | | | | | | | | | | | | | | | | | | | | | | | | | | | | | | | | | | | | | | | | | | | | | | | | | | | | | | | | | | | | | | | | | | | | | | | | | | | | | | | | | | | | | | | | | | | | | | | | | | | | | | | | | | | | | | | | | | | | | | | | | | | | | | | | | | | | | | | | | | | | | | | | | | | | | | | | | | | | | | | | | | | | | | | | | | | | | | | | | | | | | | | | | | | | | | | | | | | | | | | | | | | | | | | | | | | | | | | | | | | | | | | | | | | | | | | | | | | | | | | | | | | | | | | | | | | | | | | | | | | | | | | | | | | | | | | | | | | | | | | | | | | | | | | | | | | | | |
| 47 Jonah Hurney | 0.00 | | | | | | | | | | | | | | | | | | | | | | | | | | | | | | | | | | | | | | | | | | | | | | | | | | | | | | | | | | | | | | | | | | | | | | | | | | | | | | | | | | | | | | | | | | | | | | | | | | | | | | | | | | | | | | | | | | | | | | | | | | | | | | | | | | | | | | | | | | | | | | | | | | | | | | | | | | | | | | | | | | | | | | | | | | | | | | | | | | | | | | | | | | | | | | | | | | | | | | | | | | | | | | | | | | | | | | | | | | | | | | | | | | | | | | | | | | | | | | | | | | | | | | | | | | | | | | | | | | | | | | | | | | | | | | | | | | | | | | | | | | | | | | | | | | | | | | | | | | | | | | | | | | | | | | | | | | | | | | | | | | | | | | | | | |
| 45 Christian Worley | 0.00 | | | | | | | | | | | | | | | | | | | | | | | | | | | | | | | | | | | | | | | | | | | | | | | | | | | | | | | | | | | | | | | | | | | | | | | | | | | | | | | | | | | | | | | | | | | | | | | | | | | | | | | | | | | | | | | | | | | | | | | | | | | | | | | | | | | | | | | | | | | | | | | | | | | | | | | | | | | | | | | | | | | | | | | | | | | | | | | | | | | | | | | | | | | | | | | | | | | | | | | | | | | | | | | | | | | | | | | | | | | | | | | | | | | | | | | | | | | | | | | | | | | | | | | | | | | | | | | | | | | | | | | | | | | | | | | | | | | | | | | | | | | | | | | | | | | | | | | | | | | | | | | | | | | | | | | | | | | | | | | | | | | | | | | | | |
| 1. 38 Jaison Heard | 2 | | | | | | | | | | | | | | | | | | | | | | | | | | | | | | | | | | | | | | | | | | | | | | | | | | | | | | | | | | | | | | | | | | | | | | | | | | | | | | | | | | | | | | | | | | | | | | | | | | | | | | | | | | | | | | | | | | | | | | | | | | | | | | | | | | | | | | | | | | | | | | | | | | | | | | | | | | | | | | | | | | | | | | | | | | | | | | | | | | | | | | | | | | | | | | | | | | | | | | | | | | | | | | | | | | | | | | | | | | | | | | | | | | | | | | | | | | | | | | | | | | | | | | | | | | | | | | | | | | | | | | | | | | | | | | | | | | | | | | | | | | | | | | | | | | | | | | | | | | | | | | | | | | | | | | | | | | | | | | | | | | | | | | | | | |
| 16 Matthew Siverling | 2 | | | | | | | | | | | | | | | | | | | | | | | | | | | | | | | | | | | | | | | | | | | | | | | | | | | | | | | | | | | | | | | | | | | | | | | | | | | | | | | | | | | | | | | | | | | | | | | | | | | | | | | | | | | | | | | | | | | | | | | | | | | | | | | | | | | | | | | | | | | | | | | | | | | | | | | | | | | | | | | | | | | | | | | | | | | | | | | | | | | | | | | | | | | | | | | | | | | | | | | | | | | | | | | | | | | | | | | | | | | | | | | | | | | | | | | | | | | | | | | | | | | | | | | | | | | | | | | | | | | | | | | | | | | | | | | | | | | | | | | | | | | | | | | | | | | | | | | | | | | | | | | | | | | | | | | | | | | | | | | | | | | | | | | | | |
| 3 Chris Gerard | 2 | | | | | | | | | | | | | | | | | | | | | | | | | | | | | | | | | | | | | | | | | | | | | | | | | | | | | | | | | | | | | | | | | | | | | | | | | | | | | | | | | | | | | | | | | | | | | | | | | | | | | | | | | | | | | | | | | | | | | | | | | | | | | | | | | | | | | | | | | | | | | | | | | | | | | | | | | | | | | | | | | | | | | | | | | | | | | | | | | | | | | | | | | | | | | | | | | | | | | | | | | | | | | | | | | | | | | | | | | | | | | | | | | | | | | | | | | | | | | | | | | | | | | | | | | | | | | | | | | | | | | | | | | | | | | | | | | | | | | | | | | | | | | | | | | | | | | | | | | | | | | | | | | | | | | | | | | | | | | | | | | | | | | | | | | |
| 22 Ryan Okuda | 2 | | | | | | | | | | | | | | | | | | | | | | | | | | | | | | | | | | | | | | | | | | | | | | | | | | | | | | | | | | | | | | | | | | | | | | | | | | | | | | | | | | | | | | | | | | | | | | | | | | | | | | | | | | | | | | | | | | | | | | | | | | | | | | | | | | | | | | | | | | | | | | | | | | | | | | | | | | | | | | | | | | | | | | | | | | | | | | | | | | | | | | | | | | | | | | | | | | | | | | | | | | | | | | | | | | | | | | | | | | | | | | | | | | | | | | | | | | | | | | | | | | | | | | | | | | | | | | | | | | | | | | | | | | | | | | | | | | | | | | | | | | | | | | | | | | | | | | | | | | | | | | | | | | | | | | | | | | | | | | | | | | | | | | | | | |
| 5. 2 tied at..... | 1 | | | | | | | | | | | | | | | | | | | | | | | | | | | | | | | | | | | | | | | | | | | | | | | | | | | | | | | | | | | | | | | | | | | | | | | | | | | | | | | | | | | | | | | | | | | | | | | | | | | | | | | | | | | | | | | | | | | | | | | | | | | | | | | | | | | | | | | | | | | | | | | | | | | | | | | | | | | | | | | | | | | | | | | | | | | | | | | | | | | | | | | | | | | | | | | | | | | | | | | | | | | | | | | | | | | | | | | | | | | | | | | | | | | | | | | | | | | | | | | | | | | | | | | | | | | | | | | | | | | | | | | | | | | | | | | | | | | | | | | | | | | | | | | | | | | | | | | | | | | | | | | | | | | | | | | | | | | | | | | | | | | | | | | | | |
| 1. 3 Chris Gerard | 27.0 | | | | | | | | | | | | | | | | | | | | | | | | | | | | | | | | | | | | | | | | | | | | | | | | | | | | | | | | | | | | | | | | | | | | | | | | | | | | | | | | | | | | | | | | | | | | | | | | | | | | | | | | | | | | | | | | | | | | | | | | | | | | | | | | | | | | | | | | | | | | | | | | | | | | | | | | | | | | | | | | | | | | | | | | | | | | | | | | | | | | | | | | | | | | | | | | | | | | | | | | | | | | | | | | | | | | | | | | | | | | | | | | | | | | | | | | | | | | | | | | | | | | | | | | | | | | | | | | | | | | | | | | | | | | | | | | | | | | | | | | | | | | | | | | | | | | | | | | | | | | | | | | | | | | | | | | | | | | | | | | | | | | | | | | | |
| 2. 30 Peyton Alford | 20.2 | | | | | | | | | | | | | | | | | | | | | | | | | | | | | | | | | | | | | | | | | | | | | | | | | | | | | | | | | | | | | | | | | | | | | | | | | | | | | | | | | | | | | | | | | | | | | | | | | | | | | | | | | | | | | | | | | | | | | | | | | | | | | | | | | | | | | | | | | | | | | | | | | | | | | | | | | | | | | | | | | | | | | | | | | | | | | | | | | | | | | | | | | | | | | | | | | | | | | | | | | | | | | | | | | | | | | | | | | | | | | | | | | | | | | | | | | | | | | | | | | | | | | | | | | | | | | | | | | | | | | | | | | | | | | | | | | | | | | | | | | | | | | | | | | | | | | | | | | | | | | | | | | | | | | | | | | | | | | | | | | | | | | | | | | |
| 3. 12 Shane Connolly | 19.2 | | | | | | | | | | | | | | | | | | | | | | | | | | | | | | | | | | | | | | | | | | | | | | | | | | | | | | | | | | | | | | | | | | | | | | | | | | | | | | | | | | | | | | | | | | | | | | | | | | | | | | | | | | | | | | | | | | | | | | | | | | | | | | | | | | | | | | | | | | | | | | | | | | | | | | | | | | | | | | | | | | | | | | | | | | | | | | | | | | | | | | | | | | | | | | | | | | | | | | | | | | | | | | | | | | | | | | | | | | | | | | | | | | | | | | | | | | | | | | | | | | | | | | | | | | | | | | | | | | | | | | | | | | | | | | | | | | | | | | | | | | | | | | | | | | | | | | | | | | | | | | | | | | | | | | | | | | | | | | | | | | | | | | | | | |
| 4. 34 Anthony Simonelli | 14.0 | | | | | | | | | | | | | | | | | | | | | | | | | | | | | | | | | | | | | | | | | | | | | | | | | | | | | | | | | | | | | | | | | | | | | | | | | | | | | | | | | | | | | | | | | | | | | | | | | | | | | | | | | | | | | | | | | | | | | | | | | | | | | | | | | | | | | | | | | | | | | | | | | | | | | | | | | | | | | | | | | | | | | | | | | | | | | | | | | | | | | | | | | | | | | | | | | | | | | | | | | | | | | | | | | | | | | | | | | | | | | | | | | | | | | | | | | | | | | | | | | | | | | | | | | | | | | | | | | | | | | | | | | | | | | | | | | | | | | | | | | | | | | | | | | | | | | | | | | | | | | | | | | | | | | | | | | | | | | | | | | | | | | | | | | |
| 5. 38 Jaison Heard | 13.2 | | | | | | | | | | | | | | | | | | | | | | | | | | | | | | | | | | | | | | | | | | | | | | | | | | | | | | | | | | | | | | | | | | | | | | | | | | | | | | | | | | | | | | | | | | | | | | | | | | | | | | | | | | | | | | | | | | | | | | | | | | | | | | | | | | | | | | | | | | | | | | | | | | | | | | | | | | | | | | | | | | | | | | | | | | | | | | | | | | | | | | | | | | | | | | | | | | | | | | | | | | | | | | | | | | | | | | | | | | | | | | | | | | | | | | | | | | | | | | | | | | | | | | | | | | | | | | | | | | | | | | | | | | | | | | | | | | | | | | | | | | | | | | | | | | | | | | | | | | | | | | | | | | | | | | | | | | | | | | | | | | | | | | | | | |
| 1. 3 Chris Gerard | 5 | | | | | | | | | | | | | | | | | | | | | | | | | | | | | | | | | | | | | | | | | | | | | | | | | | | | | | | | | | | | | | | | | | | | | | | | | | | | | | | | | | | | | | | | | | | | | | | | | | | | | | | | | | | | | | | | | | | | | | | | | | | | | | | | | | | | | | | | | | | | | | | | | | | | | | | | | | | | | | | | | | | | | | | | | | | | | | | | | | | | | | | | | | | | | | | | | | | | | | | | | | | | | | | | | | | | | | | | | | | | | | | | | | | | | | | | | | | | | | | | | | | | | | | | | | | | | | | | | | | | | | | | | | | | | | | | | | | | | | | | | | | | | | | | | | | | | | | | | | | | | | | | | | | | | | | | | | | | | | | | | | | | | | | | | |
| 2. 30 Peyton Alford | 4 | | | | | | | | | | | | | | | | | | | | | | | | | | | | | | | | | | | | | | | | | | | | | | | | | | | | | | | | | | | | | | | | | | | | | | | | | | | | | | | | | | | | | | | | | | | | | | | | | | | | | | | | | | | | | | | | | | | | | | | | | | | | | | | | | | | | | | | | | | | | | | | | | | | | | | | | | | | | | | | | | | | | | | | | | | | | | | | | | | | | | | | | | | | | | | | | | | | | | | | | | | | | | | | | | | | | | | | | | | | | | | | | | | | | | | | | | | | | | | | | | | | | | | | | | | | | | | | | | | | | | | | | | | | | | | | | | | | | | | | | | | | | | | | | | | | | | | | | | | | | | | | | | | | | | | | | | | | | | | | | | | | | | | | | | |
| 3. 34 Anthony Simonelli | 3 | | | | | | | | | | | | | | | | | | | | | | | | | | | | | | | | | | | | | | | | | | | | | | | | | | | | | | | | | | | | | | | | | | | | | | | | | | | | | | | | | | | | | | | | | | | | | | | | | | | | | | | | | | | | | | | | | | | | | | | | | | | | | | | | | | | | | | | | | | | | | | | | | | | | | | | | | | | | | | | | | | | | | | | | | | | | | | | | | | | | | | | | | | | | | | | | | | | | | | | | | | | | | | | | | | | | | | | | | | | | | | | | | | | | | | | | | | | | | | | | | | | | | | | | | | | | | | | | | | | | | | | | | | | | | | | | | | | | | | | | | | | | | | | | | | | | | | | | | | | | | | | | | | | | | | | | | | | | | | | | | | | | | | | | | |
| 4. 44 Jackson Ritchey | 2 | | | | | | | | | | | | | | | | | | | | | | | | | | | | | | | | | | | | | | | | | | | | | | | | | | | | | | | | | | | | | | | | | | | | | | | | | | | | | | | | | | | | | | | | | | | | | | | | | | | | | | | | | | | | | | | | | | | | | | | | | | | | | | | | | | | | | | | | | | | | | | | | | | | | | | | | | | | | | | | | | | | | | | | | | | | | | | | | | | | | | | | | | | | | | | | | | | | | | | | | | | | | | | | | | | | | | | | | | | | | | | | | | | | | | | | | | | | | | | | | | | | | | | | | | | | | | | | | | | | | | | | | | | | | | | | | | | | | | | | | | | | | | | | | | | | | | | | | | | | | | | | | | | | | | | | | | | | | | | | | | | | | | | | | | |
| 22 Ryan Okuda | 2 | | | | | | | | | | | | | | | | | | | | | | | | | | | | | | | | | | | | | | | | | | | | | | | | | | | | | | | | | | | | | | | | | | | | | | | | | | | | | | | | | | | | | | | | | | | | | | | | | | | | | | | | | | | | | | | | | | | | | | | | | | | | | | | | | | | | | | | | | | | | | | | | | | | | | | | | | | | | | | | | | | | | | | | | | | | | | | | | | | | | | | | | | | | | | | | | | | | | | | | | | | | | | | | | | | | | | | | | | | | | | | | | | | | | | | | | | | | | | | | | | | | | | | | | | | | | | | | | | | | | | | | | | | | | | | | | | | | | | | | | | | | | | | | | | | | | | | | | | | | | | | | | | | | | | | | | | | | | | | | | | | | | | | | | | |
| 1. 12 Shane Connolly | 4 | | | | | | | | | | | | | | | | | | | | | | | | | | | | | | | | | | | | | | | | | | | | | | | | | | | | | | | | | | | | | | | | | | | | | | | | | | | | | | | | | | | | | | | | | | | | | | | | | | | | | | | | | | | | | | | | | | | | | | | | | | | | | | | | | | | | | | | | | | | | | | | | | | | | | | | | | | | | | | | | | | | | | | | | | | | | | | | | | | | | | | | | | | | | | | | | | | | | | | | | | | | | | | | | | | | | | | | | | | | | | | | | | | | | | | | | | | | | | | | | | | | | | | | | | | | | | | | | | | | | | | | | | | | | | | | | | | | | | | | | | | | | | | | | | | | | | | | | | | | | | | | | | | | | | | | | | | | | | | | | | | | | | | | | | |
| 18 Xander Hamilton | 4 | | | | | | | | | | | | | | | | | | | | | | | | | | | | | | | | | | | | | | | | | | | | | | | | | | | | | | | | | | | | | | | | | | | | | | | | | | | | | | | | | | | | | | | | | | | | | | | | | | | | | | | | | | | | | | | | | | | | | | | | | | | | | | | | | | | | | | | | | | | | | | | | | | | | | | | | | | | | | | | | | | | | | | | | | | | | | | | | | | | | | | | | | | | | | | | | | | | | | | | | | | | | | | | | | | | | | | | | | | | | | | | | | | | | | | | | | | | | | | | | | | | | | | | | | | | | | | | | | | | | | | | | | | | | | | | | | | | | | | | | | | | | | | | | | | | | | | | | | | | | | | | | | | | | | | | | | | | | | | | | | | | | | | | | | |
| 3 Chris Gerard | 4 | | | | | | | | | | | | | | | | | | | | | | | | | | | | | | | | | | | | | | | | | | | | | | | | | | | | | | | | | | | | | | | | | | | | | | | | | | | | | | | | | | | | | | | | | | | | | | | | | | | | | | | | | | | | | | | | | | | | | | | | | | | | | | | | | | | | | | | | | | | | | | | | | | | | | | | | | | | | | | | | | | | | | | | | | | | | | | | | | | | | | | | | | | | | | | | | | | | | | | | | | | | | | | | | | | | | | | | | | | | | | | | | | | | | | | | | | | | | | | | | | | | | | | | | | | | | | | | | | | | | | | | | | | | | | | | | | | | | | | | | | | | | | | | | | | | | | | | | | | | | | | | | | | | | | | | | | | | | | | | | | | | | | | | | | |
| 4. 44 Jackson Ritchey | 3 | | | | | | | | | | | | | | | | | | | | | | | | | | | | | | | | | | | | | | | | | | | | | | | | | | | | | | | | | | | | | | | | | | | | | | | | | | | | | | | | | | | | | | | | | | | | | | | | | | | | | | | | | | | | | | | | | | | | | | | | | | | | | | | | | | | | | | | | | | | | | | | | | | | | | | | | | | | | | | | | | | | | | | | | | | | | | | | | | | | | | | | | | | | | | | | | | | | | | | | | | | | | | | | | | | | | | | | | | | | | | | | | | | | | | | | | | | | | | | | | | | | | | | | | | | | | | | | | | | | | | | | | | | | | | | | | | | | | | | | | | | | | | | | | | | | | | | | | | | | | | | | | | | | | | | | | | | | | | | | | | | | | | | | | | |
| 5. 5 tied at..... | 2 | | | | | | | | | | | | | | | | | | | | | | | | | | | | | | | | | | | | | | | | | | | | | | | | | | | | | | | | | | | | | | | | | | | | | | | | | | | | | | | | | | | | | | | | | | | | | | | | | | | | | | | | | | | | | | | | | | | | | | | | | | | | | | | | | | | | | | | | | | | | | | | | | | | | | | | | | | | | | | | | | | | | | | | | | | | | | | | | | | | | | | | | | | | | | | | | | | | | | | | | | | | | | | | | | | | | | | | | | | | | | | | | | | | | | | | | | | | | | | | | | | | | | | | | | | | | | | | | | | | | | | | | | | | | | | | | | | | | | | | | | | | | | | | | | | | | | | | | | | | | | | | | | | | | | | | | | | | | | | | | | | | | | | | | | |
| 1. 35 Ryan Metz | 2 | | | | | | | | | | | | | | | | | | | | | | | | | | | | | | | | | | | | | | | | | | | | | | | | | | | | | | | | | | | | | | | | | | | | | | | | | | | | | | | | | | | | | | | | | | | | | | | | | | | | | | | | | | | | | | | | | | | | | | | | | | | | | | | | | | | | | | | | | | | | | | | | | | | | | | | | | | | | | | | | | | | | | | | | | | | | | | | | | | | | | | | | | | | | | | | | | | | | | | | | | | | | | | | | | | | | | | | | | | | | | | | | | | | | | | | | | | | | | | | | | | | | | | | | | | | | | | | | | | | | | | | | | | | | | | | | | | | | | | | | | | | | | | | | | | | | | | | | | | | | | | | | | | | | | | | | | | | | | | | | | | | | | | | | | |
| 2. 10 Nolan Wilson | 1 | | | | | | | | | | | | | | | | | | | | | | | | | | | | | | | | | | | | | | | | | | | | | | | | | | | | | | | | | | | | | | | | | | | | | | | | | | | | | | | | | | | | | | | | | | | | | | | | | | | | | | | | | | | | | | | | | | | | | | | | | | | | | | | | | | | | | | | | | | | | | | | | | | | | | | | | | | | | | | | | | | | | | | | | | | | | | | | | | | | | | | | | | | | | | | | | | | | | | | | | | | | | | | | | | | | | | | | | | | | | | | | | | | | | | | | | | | | | | | | | | | | | | | | | | | | | | | | | | | | | | | | | | | | | | | | | | | | | | | | | | | | | | | | | | | | | | | | | | | | | | | | | | | | | | | | | | | | | | | | | | | | | | | | | | |
| 20 Grant Umberger | 1 | | | | | | | | | | | | | | | | | | | | | | | | | | | | | | | | | | | | | | | | | | | | | | | | | | | | | | | | | | | | | | | | | | | | | | | | | | | | | | | | | | | | | | | | | | | | | | | | | | | | | | | | | | | | | | | | | | | | | | | | | | | | | | | | | | | | | | | | | | | | | | | | | | | | | | | | | | | | | | | | | | | | | | | | | | | | | | | | | | | | | | | | | | | | | | | | | | | | | | | | | | | | | | | | | | | | | | | | | | | | | | | | | | | | | | | | | | | | | | | | | | | | | | | | | | | | | | | | | | | | | | | | | | | | | | | | | | | | | | | | | | | | | | | | | | | | | | | | | | | | | | | | | | | | | | | | | | | | | | | | | | | | | | | | | |
| 34 Anthony Simonelli | 1 | | | | | | | | | | | | | | | | | | | | | | | | | | | | | | | | | | | | | | | | | | | | | | | | | | | | | | | | | | | | | | | | | | | | | | | | | | | | | | | | | | | | | | | | | | | | | | | | | | | | | | | | | | | | | | | | | | | | | | | | | | | | | | | | | | | | | | | | | | | | | | | | | | | | | | | | | | | | | | | | | | | | | | | | | | | | | | | | | | | | | | | | | | | | | | | | | | | | | | | | | | | | | | | | | | | | | | | | | | | | | | | | | | | | | | | | | | | | | | | | | | | | | | | | | | | | | | | | | | | | | | | | | | | | | | | | | | | | | | | | | | | | | | | | | | | | | | | | | | | | | | | | | | | | | | | | | | | | | | | | | | | | | | | | | |
| 1. 20 Grant Umberger | 1 | | | | | | | | | | | | | | | | | | | | | | | | | | | | | | | | | | | | | | | | | | | | | | | | | | | | | | | | | | | | | | | | | | | | | | | | | | | | | | | | | | | | | | | | | | | | | | | | | | | | | | | | | | | | | | | | | | | | | | | | | | | | | | | | | | | | | | | | | | | | | | | | | | | | | | | | | | | | | | | | | | | | | | | | | | | | | | | | | | | | | | | | | | | | | | | | | | | | | | | | | | | | | | | | | | | | | | | | | | | | | | | | | | | | | | | | | | | | | | | | | | | | | | | | | | | | | | | | | | | | | | | | | | | | | | | | | | | | | | | | | | | | | | | | | | | | | | | | | | | | | | | | | | | | | | | | | | | | | | | | | | | | | | | | | |
| 35 Ryan Metz | 1 | | | | | | | | | | | | | | | | | | | | | | | | | | | | | | | | | | | | | | | | | | | | | | | | | | | | | | | | | | | | | | | | | | | | | | | | | | | | | | | | | | | | | | | | | | | | | | | | | | | | | | | | | | | | | | | | | | | | | | | | | | | | | | | | | | | | | | | | | | | | | | | | | | | | | | | | | | | | | | | | | | | | | | | | | | | | | | | | | | | | | | | | | | | | | | | | | | | | | | | | | | | | | | | | | | | | | | | | | | | | | | | | | | | | | | | | | | | | | | | | | | | | | | | | | | | | | | | | | | | | | | | | | | | | | | | | | | | | | | | | | | | | | | | | | | | | | | | | | | | | | | | | | | | | | | | | | | | | | | | | | | | | | | | | | |
| 3 Chris Gerard | 1 | | | | | | | | | | | | | | | | | | | | | | | | | | | | | | | | | | | | | | | | | | | | | | | | | | | | | | | | | | | | | | | | | | | | | | | | | | | | | | | | | | | | | | | | | | | | | | | | | | | | | | | | | | | | | | | | | | | | | | | | | | | | | | | | | | | | | | | | | | | | | | | | | | | | | | | | | | | | | | | | | | | | | | | | | | | | | | | | | | | | | | | | | | | | | | | | | | | | | | | | | | | | | | | | | | | | | | | | | | | | | | | | | | | | | | | | | | | | | | | | | | | | | | | | | | | | | | | | | | | | | | | | | | | | | | | | | | | | | | | | | | | | | | | | | | | | | | | | | | | | | | | | | | | | | | | | | | | | | | | | | | | | | | | | | |
| 38 Jaison Heard | 1 | | | | | | | | | | | | | | | | | | | | | | | | | | | | | | | | | | | | | | | | | | | | | | | | | | | | | | | | | | | | | | | | | | | | | | | | | | | | | | | | | | | | | | | | | | | | | | | | | | | | | | | | | | | | | | | | | | | | | | | | | | | | | | | | | | | | | | | | | | | | | | | | | | | | | | | | | | | | | | | | | | | | | | | | | | | | | | | | | | | | | | | | | | | | | | | | | | | | | | | | | | | | | | | | | | | | | | | | | | | | | | | | | | | | | | | | | | | | | | | | | | | | | | | | | | | | | | | | | | | | | | | | | | | | | | | | | | | | | | | | | | | | | | | | | | | | | | | | | | | | | | | | | | | | | | | | | | | | | | | | | | | | | | | | | |
| 1. 40 Henry Weycker | 0 | | | | | | | | | | | | | | | | | | | | | | | | | | | | | | | | | | | | | | | | | | | | | | | | | | | | | | | | | | | | | | | | | | | | | | | | | | | | | | | | | | | | | | | | | | | | | | | | | | | | | | | | | | | | | | | | | | | | | | | | | | | | | | | | | | | | | | | | | | | | | | | | | | | | | | | | | | | | | | | | | | | | | | | | | | | | | | | | | | | | | | | | | | | | | | | | | | | | | | | | | | | | | | | | | | | | | | | | | | | | | | | | | | | | | | | | | | | | | | | | | | | | | | | | | | | | | | | | | | | | | | | | | | | | | | | | | | | | | | | | | | | | | | | | | | | | | | | | | | | | | | | | | | | | | | | | | | | | | | | | | | | | | | | | | |
| 15 Nic Psimas | 0 | | | | | | | | | | | | | | | | | | | | | | | | | | | | | | | | | | | | | | | | | | | | | | | | | | | | | | | | | | | | | | | | | | | | | | | | | | | | | | | | | | | | | | | | | | | | | | | | | | | | | | | | | | | | | | | | | | | | | | | | | | | | | | | | | | | | | | | | | | | | | | | | | | | | | | | | | | | | | | | | | | | | | | | | | | | | | | | | | | | | | | | | | | | | | | | | | | | | | | | | | | | | | | | | | | | | | | | | | | | | | | | | | | | | | | | | | | | | | | | | | | | | | | | | | | | | | | | | | | | | | | | | | | | | | | | | | | | | | | | | | | | | | | | | | | | | | | | | | | | | | | | | | | | | | | | | | | | | | | | | | | | | | | | | | |
| 47 Jonah Hurney | 0 | | | | | | | | | | | | | | | | | | | | | | | | | | | | | | | | | | | | | | | | | | | | | | | | | | | | | | | | | | | | | | | | | | | | | | | | | | | | | | | | | | | | | | | | | | | | | | | | | | | | | | | | | | | | | | | | | | | | | | | | | | | | | | | | | | | | | | | | | | | | | | | | | | | | | | | | | | | | | | | | | | | | | | | | | | | | | | | | | | | | | | | | | | | | | | | | | | | | | | | | | | | | | | | | | | | | | | | | | | | | | | | | | | | | | | | | | | | | | | | | | | | | | | | | | | | | | | | | | | | | | | | | | | | | | | | | | | | | | | | | | | | | | | | | | | | | | | | | | | | | | | | | | | | | | | | | | | | | | | | | | | | | | | | | | |
| 45 Christian Worley | 0 | | | | | | | | | | | | | | | | | | | | | | | | | | | | | | | | | | | | | | | | | | | | | | | | | | | | | | | | | | | | | | | | | | | | | | | | | | | | | | | | | | | | | | | | | | | | | | | | | | | | | | | | | | | | | | | | | | | | | | | | | | | | | | | | | | | | | | | | | | | | | | | | | | | | | | | | | | | | | | | | | | | | | | | | | | | | | | | | | | | | | | | | | | | | | | | | | | | | | | | | | | | | | | | | | | | | | | | | | | | | | | | | | | | | | | | | | | | | | | | | | | | | | | | | | | | | | | | | | | | | | | | | | | | | | | | | | | | | | | | | | | | | | | | | | | | | | | | | | | | | | | | | | | | | | | | | | | | | | | | | | | | | | | | | | |
| 10 Nolan Wilson | 0 | | | | | | | | | | | | | | | | | | | | | | | | | | | | | | | | | | | | | | | | | | | | | | | | | | | | | | | | | | | | | | | | | | | | | | | | | | | | | | | | | | | | | | | | | | | | | | | | | | | | | | | | | | | | | | | | | | | | | | | | | | | | | | | | | | | | | | | | | | | | | | | | | | | | | | | | | | | | | | | | | | | | | | | | | | | | | | | | | | | | | | | | | | | | | | | | | | | | | | | | | | | | | | | | | | | | | | | | | | | | | | | | | | | | | | | | | | | | | | | | | | | | | | | | | | | | | | | | | | | | | | | | | | | | | | | | | | | | | | | | | | | | | | | | | | | | | | | | | | | | | | | | | | | | | | | | | | | | | | | | | | | | | | | | | |
| 1. 20 Grant Umberger | 0 | | | | | | | | | | | | | | | | | | | | | | | | | | | | | | | | | | | | | | | | | | | | | | | | | | | | | | | | | | | | | | | | | | | | | | | | | | | | | | | | | | | | | | | | | | | | | | | | | | | | | | | | | | | | | | | | | | | | | | | | | | | | | | | | | | | | | | | | | | | | | | | | | | | | | | | | | | | | | | | | | | | | | | | | | | | | | | | | | | | | | | | | | | | | | | | | | | | | | | | | | | | | | | | | | | | | | | | | | | | | | | | | | | | | | | | | | | | | | | | | | | | | | | | | | | | | | | | | | | | | | | | | | | | | | | | | | | | | | | | | | | | | | | | | | | | | | | | | | | | | | | | | | | | | | | | | | | | | | | | | | | | | | | | | | |
| 47 Jonah Hurney | 0 | | | | | | | | | | | | | | | | | | | | | | | | | | | | | | | | | | | | | | | | | | | | | | | | | | | | | | | | | | | | | | | | | | | | | | | | | | | | | | | | | | | | | | | | | | | | | | | | | | | | | | | | | | | | | | | | | | | | | | | | | | | | | | | | | | | | | | | | | | | | | | | | | | | | | | | | | | | | | | | | | | | | | | | | | | | | | | | | | | | | | | | | | | | | | | | | | | | | | | | | | | | | | | | | | | | | | | | | | | | | | | | | | | | | | | | | | | | | | | | | | | | | | | | | | | | | | | | | | | | | | | | | | | | | | | | | | | | | | | | | | | | | | | | | | | | | | | | | | | | | | | | | | | | | | | | | | | | | | | | | | | | | | | | | | |
| 45 Christian Worley | 0 | | | | | | | | | | | | | | | | | | | | | | | | | | | | | | | | | | | | | | | | | | | | | | | | | | | | | | | | | | | | | | | | | | | | | | | | | | | | | | | | | | | | | | | | | | | | | | | | | | | | | | | | | | | | | | | | | | | | | | | | | | | | | | | | | | | | | | | | | | | | | | | | | | | | | | | | | | | | | | | | | | | | | | | | | | | | | | | | | | | | | | | | | | | | | | | | | | | | | | | | | | | | | | | | | | | | | | | | | | | | | | | | | | | | | | | | | | | | | | | | | | | | | | | | | | | | | | | | | | | | | | | | | | | | | | | | | | | | | | | | | | | | | | | | | | | | | | | | | | | | | | | | | | | | | | | | | | | | | | | | | | | | | | | | | |
| 15 Nic Psimas | 0 | | | | | | | | | | | | | | | | | | | | | | | | | | | | | | | | | | | | | | | | | | | | | | | | | | | | | | | | | | | | | | | | | | | | | | | | | | | | | | | | | | | | | | | | | | | | | | | | | | | | | | | | | | | | | | | | | | | | | | | | | | | | | | | | | | | | | | | | | | | | | | | | | | | | | | | | | | | | | | | | | | | | | | | | | | | | | | | | | | | | | | | | | | | | | | | | | | | | | | | | | | | | | | | | | | | | | | | | | | | | | | | | | | | | | | | | | | | | | | | | | | | | | | | | | | | | | | | | | | | | | | | | | | | | | | | | | | | | | | | | | | | | | | | | | | | | | | | | | | | | | | | | | | | | | | | | | | | | | | | | | | | | | | | | | |
| 42 Ryan Gleason | 0 | | | | | | | | | | | | | | | | | | | | | | | | | | | | | | | | | | | | | | | | | | | | | | | | | | | | | | | | | | | | | | | | | | | | | | | | | | | | | | | | | | | | | | | | | | | | | | | | | | | | | | | | | | | | | | | | | | | | | | | | | | | | | | | | | | | | | | | | | | | | | | | | | | | | | | | | | | | | | | | | | | | | | | | | | | | | | | | | | | | | | | | | | | | | | | | | | | | | | | | | | | | | | | | | | | | | | | | | | | | | | | | | | | | | | | | | | | | | | | | | | | | | | | | | | | | | | | | | | | | | | | | | | | | | | | | | | | | | | | | | | | | | | | | | | | | | | | | | | | | | | | | | | | | | | | | | | | | | | | | | | | | | | | | | | |
| 1. 41 Dayne Leonard | 1.000 | | | | | | | | | | | | | | | | | | | | | | | | | | | | | | | | | | | | | | | | | | | | | | | | | | | | | | | | | | | | | | | | | | | | | | | | | | | | | | | | | | | | | | | | | | | | | | | | | | | | | | | | | | | | | | | | | | | | | | | | | | | | | | | | | | | | | | | | | | | | | | | | | | | | | | | | | | | | | | | | | | | | | | | | | | | | | | | | | | | | | | | | | | | | | | | | | | | | | | | | | | | | | | | | | | | | | | | | | | | | | | | | | | | | | | | | | | | | | | | | | | | | | | | | | | | | | | | | | | | | | | | | | | | | | | | | | | | | | | | | | | | | | | | | | | | | | | | | | | | | | | | | | | | | | | | | | | | | | | | | | | | | | | | | | |
| 19 Gavin Cross | 1.000 | | | | | | | | | | | | | | | | | | | | | | | | | | | | | | | | | | | | | | | | | | | | | | | | | | | | | | | | | | | | | | | | | | | | | | | | | | | | | | | | | | | | | | | | | | | | | | | | | | | | | | | | | | | | | | | | | | | | | | | | | | | | | | | | | | | | | | | | | | | | | | | | | | | | | | | | | | | | | | | | | | | | | | | | | | | | | | | | | | | | | | | | | | | | | | | | | | | | | | | | | | | | | | | | | | | | | | | | | | | | | | | | | | | | | | | | | | | | | | | | | | | | | | | | | | | | | | | | | | | | | | | | | | | | | | | | | | | | | | | | | | | | | | | | | | | | | | | | | | | | | | | | | | | | | | | | | | | | | | | | | | | | | | | | | |
| 37 Jonah Seagears | 1.000 | | | | | | | | | | | | | | | | | | | | | | | | | | | | | | | | | | | | | | | | | | | | | | | | | | | | | | | | | | | | | | | | | | | | | | | | | | | | | | | | | | | | | | | | | | | | | | | | | | | | | | | | | | | | | | | | | | | | | | | | | | | | | | | | | | | | | | | | | | | | | | | | | | | | | | | | | | | | | | | | | | | | | | | | | | | | | | | | | | | | | | | | | | | | | | | | | | | | | | | | | | | | | | | | | | | | | | | | | | | | | | | | | | | | | | | | | | | | | | | | | | | | | | | | | | | | | | | | | | | | | | | | | | | | | | | | | | | | | | | | | | | | | | | | | | | | | | | | | | | | | | | | | | | | | | | | | | | | | | | | | | | | | | | | | |
| 5 Gehrige Ebel | 1.000 | | | | | | | | | | | | | | | | | | | | | | | | | | | | | | | | | | | | | | | | | | | | | | | | | | | | | | | | | | | | | | | | | | | | | | | | | | | | | | | | | | | | | | | | | | | | | | | | | | | | | | | | | | | | | | | | | | | | | | | | | | | | | | | | | | | | | | | | | | | | | | | | | | | | | | | | | | | | | | | | | | | | | | | | | | | | | | | | | | | | | | | | | | | | | | | | | | | | | | | | | | | | | | | | | | | | | | | | | | | | | | | | | | | | | | | | | | | | | | | | | | | | | | | | | | | | | | | | | | | | | | | | | | | | | | | | | | | | | | | | | | | | | | | | | | | | | | | | | | | | | | | | | | | | | | | | | | | | | | | | | | | | | | | | | |
| 29 Carson Jones | 1.000 | | | | | | | | | | | | | | | | | | | | | | | | | | | | | | | | | | | | | | | | | | | | | | | | | | | | | | | | | | | | | | | | | | | | | | | | | | | | | | | | | | | | | | | | | | | | | | | | | | | | | | | | | | | | | | | | | | | | | | | | | | | | | | | | | | | | | | | | | | | | | | | | | | | | | | | | | | | | | | | | | | | | | | | | | | | | | | | | | | | | | | | | | | | | | | | | | | | | | | | | | | | | | | | | | | | | | | | | | | | | | | | | | | | | | | | | | | | | | | | | | | | | | | | | | | | | | | | | | | | | | | | | | | | | | | | | | | | | | | | | | | | | | | | | | | | | | | | | | | | | | | | | | | | | | | | | | | | | | | | | | | | | | | | | | |
| 1. 26 Kevin Madden | 38 | | | | | | | | | | | | | | | | | | | | | | | | | | | | | | | | | | | | | | | | | | | | | | | | | | | | | | | | | | | | | | | | | | | | | | | | | | | | | | | | | | | | | | | | | | | | | | | | | | | | | | | | | | | | | | | | | | | | | | | | | | | | | | | | | | | | | | | | | | | | | | | | | | | | | | | | | | | | | | | | | | | | | | | | | | | | | | | | | | | | | | | | | | | | | | | | | | | | | | | | | | | | | | | | | | | | | | | | | | | | | | | | | | | | | | | | | | | | | | | | | | | | | | | | | | | | | | | | | | | | | | | | | | | | | | | | | | | | | | | | | | | | | | | | | | | | | | | | | | | | | | | | | | | | | | | | | | | | | | | | | | | | | | | | | |
| 2. 8 Tanner Schobel | 37 | | | | | | | | | | | | | | | | | | | | | | | | | | | | | | | | | | | | | | | | | | | | | | | | | | | | | | | | | | | | | | | | | | | | | | | | | | | | | | | | | | | | | | | | | | | | | | | | | | | | | | | | | | | | | | | | | | | | | | | | | | | | | | | | | | | | | | | | | | | | | | | | | | | | | | | | | | | | | | | | | | | | | | | | | | | | | | | | | | | | | | | | | | | | | | | | | | | | | | | | | | | | | | | | | | | | | | | | | | | | | | | | | | | | | | | | | | | | | | | | | | | | | | | | | | | | | | | | | | | | | | | | | | | | | | | | | | | | | | | | | | | | | | | | | | | | | | | | | | | | | | | | | | | | | | | | | | | | | | | | | | | | | | | | | |
| 3. 4 Fritz Genther | 30 | | | | | | | | | | | | | | | | | | | | | | | | | | | | | | | | | | | | | | | | | | | | | | | | | | | | | | | | | | | | | | | | | | | | | | | | | | | | | | | | | | | | | | | | | | | | | | | | | | | | | | | | | | | | | | | | | | | | | | | | | | | | | | | | | | | | | | | | | | | | | | | | | | | | | | | | | | | | | | | | | | | | | | | | | | | | | | | | | | | | | | | | | | | | | | | | | | | | | | | | | | | | | | | | | | | | | | | | | | | | | | | | | | | | | | | | | | | | | | | | | | | | | | | | | | | | | | | | | | | | | | | | | | | | | | | | | | | | | | | | | | | | | | | | | | | | | | | | | | | | | | | | | | | | | | | | | | | | | | | | | | | | | | | | | |
| 4. 17 Cade Hunter | 8 | | | | | | | | | | | | | | | | | | | | | | | | | | | | | | | | | | | | | | | | | | | | | | | | | | | | | | | | | | | | | | | | | | | | | | | | | | | | | | | | | | | | | | | | | | | | | | | | | | | | | | | | | | | | | | | | | | | | | | | | | | | | | | | | | | | | | | | | | | | | | | | | | | | | | | | | | | | | | | | | | | | | | | | | | | | | | | | | | | | | | | | | | | | | | | | | | | | | | | | | | | | | | | | | | | | | | | | | | | | | | | | | | | | | | | | | | | | | | | | | | | | | | | | | | | | | | | | | | | | | | | | | | | | | | | | | | | | | | | | | | | | | | | | | | | | | | | | | | | | | | | | | | | | | | | | | | | | | | | | | | | | | | | | | | |
| 5. 2 tied at..... | 6 | | | | | | | | | | | | | | | | | | | | | | | | | | | | | | | | | | | | | | | | | | | | | | | | | | | | | | | | | | | | | | | | | | | | | | | | | | | | | | | | | | | | | | | | | | | | | | | | | | | | | | | | | | | | | | | | | | | | | | | | | | | | | | | | | | | | | | | | | | | | | | | | | | | | | | | | | | | | | | | | | | | | | | | | | | | | | | | | | | | | | | | | | | | | | | | | | | | | | | | | | | | | | | | | | | | | | | | | | | | | | | | | | | | | | | | | | | | | | | | | | | | | | | | | | | | | | | | | | | | | | | | | | | | | | | | | | | | | | | | | | | | | | | | | | | | | | | | | | | | | | | | | | | | | | | | | | | | | | | | | | | | | | | | | | |
| 1. 17 Cade Hunter | 12 | | | | | | | | | | | | | | | | | | | | | | | | | | | | | | | | | | | | | | | | | | | | | | | | | | | | | | | | | | | | | | | | | | | | | | | | | | | | | | | | | | | | | | | | | | | | | | | | | | | | | | | | | | | | | | | | | | | | | | | | | | | | | | | | | | | | | | | | | | | | | | | | | | | | | | | | | | | | | | | | | | | | | | | | | | | | | | | | | | | | | | | | | | | | | | | | | | | | | | | | | | | | | | | | | | | | | | | | | | | | | | | | | | | | | | | | | | | | | | | | | | | | | | | | | | | | | | | | | | | | | | | | | | | | | | | | | | | | | | | | | | | | | | | | | | | | | | | | | | | | | | | | | | | | | | | | | | | | | | | | | | | | | | | | | |
| 2. 22 Ryan Okuda | 3 | | | | | | | | | | | | | | | | | | | | | | | | | | | | | | | | | | | | | | | | | | | | | | | | | | | | | | | | | | | | | | | | | | | | | | | | | | | | | | | | | | | | | | | | | | | | | | | | | | | | | | | | | | | | | | | | | | | | | | | | | | | | | | | | | | | | | | | | | | | | | | | | | | | | | | | | | | | | | | | | | | | | | | | | | | | | | | | | | | | | | | | | | | | | | | | | | | | | | | | | | | | | | | | | | | | | | | | | | | | | | | | | | | | | | | | | | | | | | | | | | | | | | | | | | | | | | | | | | | | | | | | | | | | | | | | | | | | | | | | | | | | | | | | | | | | | | | | | | | | | | | | | | | | | | | | | | | | | | | | | | | | | | | | | | |
| 35 Ryan Metz | 3 | | | | | | | | | | | | | | | | | | | | | | | | | | | | | | | | | | | | | | | | | | | | | | | | | | | | | | | | | | | | | | | | | | | | | | | | | | | | | | | | | | | | | | | | | | | | | | | | | | | | | | | | | | | | | | | | | | | | | | | | | | | | | | | | | | | | | | | | | | | | | | | | | | | | | | | | | | | | | | | | | | | | | | | | | | | | | | | | | | | | | | | | | | | | | | | | | | | | | | | | | | | | | | | | | | | | | | | | | | | | | | | | | | | | | | | | | | | | | | | | | | | | | | | | | | | | | | | | | | | | | | | | | | | | | | | | | | | | | | | | | | | | | | | | | | | | | | | | | | | | | | | | | | | | | | | | | | | | | | | | | | | | | | | | | |
| 4. 9 tied at..... | 1 | | | | | | | | | | | | | | | | | | | | | | | | | | | | | | | | | | | | | | | | | | | | | | | | | | | | | | | | | | | | | | | | | | | | | | | | | | | | | | | | | | | | | | | | | | | | | | | | | | | | | | | | | | | | | | | | | | | | | | | | | | | | | | | | | | | | | | | | | | | | | | | | | | | | | | | | | | | | | | | | | | | | | | | | | | | | | | | | | | | | | | | | | | | | | | | | | | | | | | | | | | | | | | | | | | | | | | | | | | | | | | | | | | | | | | | | | | | | | | | | | | | | | | | | | | | | | | | | | | | | | | | | | | | | | | | | | | | | | | | | | | | | | | | | | | | | | | | | | | | | | | | | | | | | | | | | | | | | | | | | | | | | | | | | | |
| 1. 5 Gehrige Ebel | 2 | | | | | | | | | | | | | | | | | | | | | | | | | | | | | | | | | | | | | | | | | | | | | | | | | | | | | | | | | | | | | | | | | | | | | | | | | | | | | | | | | | | | | | | | | | | | | | | | | | | | | | | | | | | | | | | | | | | | | | | | | | | | | | | | | | | | | | | | | | | | | | | | | | | | | | | | | | | | | | | | | | | | | | | | | | | | | | | | | | | | | | | | | | | | | | | | | | | | | | | | | | | | | | | | | | | | | | | | | | | | | | | | | | | | | | | | | | | | | | | | | | | | | | | | | | | | | | | | | | | | | | | | | | | | | | | | | | | | | | | | | | | | | | | | | | | | | | | | | | | | | | | | | | | | | | | | | | | | | | | | | | | | | | | | | |
| 17 Cade Hunter | 2 | | | | | | | | | | | | | | | | | | | | | | | | | | | | | | | | | | | | | | | | | | | | | | | | | | | | | | | | | | | | | | | | | | | | | | | | | | | | | | | | | | | | | | | | | | | | | | | | | | | | | | | | | | | | | | | | | | | | | | | | | | | | | | | | | | | | | | | | | | | | | | | | | | | | | | | | | | | | | | | | | | | | | | | | | | | | | | | | | | | | | | | | | | | | | | | | | | | | | | | | | | | | | | | | | | | | | | | | | | | | | | | | | | | | | | | | | | | | | | | | | | | | | | | | | | | | | | | | | | | | | | | | | | | | | | | | | | | | | | | | | | | | | | | | | | | | | | | | | | | | | | | | | | | | | | | | | | | | | | | | | | | | | | | | | |
| 1. 15 Nic Psimas | .000 | | | | | | | | | | | | | | | | | | | | | | | | | | | | | | | | | | | | | | | | | | | | | | | | | | | | | | | | | | | | | | | | | | | | | | | | | | | | | | | | | | | | | | | | | | | | | | | | | | | | | | | | | | | | | | | | | | | | | | | | | | | | | | | | | | | | | | | | | | | | | | | | | | | | | | | | | | | | | | | | | | | | | | | | | | | | | | | | | | | | | | | | | | | | | | | | | | | | | | | | | | | | | | | | | | | | | | | | | | | | | | | | | | | | | | | | | | | | | | | | | | | | | | | | | | | | | | | | | | | | | | | | | | | | | | | | | | | | | | | | | | | | | | | | | | | | | | | | | | | | | | | | | | | | | | | | | | | | | | | | | | | | | | | | | |
| 47 Jonah Hurney | .000 | | | | | | | | | | | | | | | | | | | | | | | | | | | | | | | | | | | | | | | | | | | | | | | | | | | | | | | | | | | | | | | | | | | | | | | | | | | | | | | | | | | | | | | | | | | | | | | | | | | | | | | | | | | | | | | | | | | | | | | | | | | | | | | | | | | | | | | | | | | | | | | | | | | | | | | | | | | | | | | | | | | | | | | | | | | | | | | | | | | | | | | | | | | | | | | | | | | | | | | | | | | | | | | | | | | | | | | | | | | | | | | | | | | | | | | | | | | | | | | | | | | | | | | | | | | | | | | | | | | | | | | | | | | | | | | | | | | | | | | | | | | | | | | | | | | | | | | | | | | | | | | | | | | | | | | | | | | | | | | | | | | | | | | | | |
| 45 Christian Worley | .000 | | | | | | | | | | | | | | | | | | | | | | | | | | | | | | | | | | | | | | | | | | | | | | | | | | | | | | | | | | | | | | | | | | | | | | | | | | | | | | | | | | | | | | | | | | | | | | | | | | | | | | | | | | | | | | | | | | | | | | | | | | | | | | | | | | | | | | | | | | | | | | | | | | | | | | | | | | | | | | | | | | | | | | | | | | | | | | | | | | | | | | | | | | | | | | | | | | | | | | | | | | | | | | | | | | | | | | | | | | | | | | | | | | | | | | | | | | | | | | | | | | | | | | | | | | | | | | | | | | | | | | | | | | | | | | | | | | | | | | | | | | | | | | | | | | | | | | | | | | | | | | | | | | | | | | | | | | | | | | | | | | | | | | | | | |
| 4. 18 Xander Hamilton | .100 | | | | | | | | | | | | | | | | | | | | | | | | | | | | | | | | | | | | | | | | | | | | | | | | | | | | | | | | | | | | | | | | | | | | | | | | | | | | | | | | | | | | | | | | | | | | | | | | | | | | | | | | | | | | | | | | | | | | | | | | | | | | | | | | | | | | | | | | | | | | | | | | | | | | | | | | | | | | | | | | | | | | | | | | | | | | | | | | | | | | | | | | | | | | | | | | | | | | | | | | | | | | | | | | | | | | | | | | | | | | | | | | | | | | | | | | | | | | | | | | | | | | | | | | | | | | | | | | | | | | | | | | | | | | | | | | | | | | | | | | | | | | | | | | | | | | | | | | | | | | | | | | | | | | | | | | | | | | | | | | | | | | | | | | | |
| 5. 51 Graham Firoved | .118 | | | | | | | | | | | | | | | | | | | | | | | | | | | | | | | | | | | | | | | | | | | | | | | | | | | | | | | | | | | | | | | | | | | | | | | | | | | | | | | | | | | | | | | | | | | | | | | | | | | | | | | | | | | | | | | | | | | | | | | | | | | | | | | | | | | | | | | | | | | | | | | | | | | | | | | | | | | | | | | | | | | | | | | | | | | | | | | | | | | | | | | | | | | | | | | | | | | | | | | | | | | | | | | | | | | | | | | | | | | | | | | | | | | | | | | | | | | | | | | | | | | | | | | | | | | | | | | | | | | | | | | | | | | | | | | | | | | | | | | | | | | | | | | | | | | | | | | | | | | | | | | | | | | | | | | | | | | | | | | | | | | | | | | | | |
| 1. 27 Noah Johnson | 2 | | | | | | | | | | | | | | | | | | | | | | | | | | | | | | | | | | | | | | | | | | | | | | | | | | | | | | | | | | | | | | | | | | | | | | | | | | | | | | | | | | | | | | | | | | | | | | | | | | | | | | | | | | | | | | | | | | | | | | | | | | | | | | | | | | | | | | | | | | | | | | | | | | | | | | | | | | | | | | | | | | | | | | | | | | | | | | | | | | | | | | | | | | | | | | | | | | | | | | | | | | | | | | | | | | | | | | | | | | | | | | | | | | | | | | | | | | | | | | | | | | | | | | | | | | | | | | | | | | | | | | | | | | | | | | | | | | | | | | | | | | | | | | | | | | | | | | | | | | | | | | | | | | | | | | | | | | | | | | | | | | | | | | | | | |
| 2. 6 tied at..... | 1 | | | | | | | | | | | | | | | | | | | | | | | | | | | | | | | | | | | | | | | | | | | | | | | | | | | | | | | | | | | | | | | | | | | | | | | | | | | | | | | | | | | | | | | | | | | | | | | | | | | | | | | | | | | | | | | | | | | | | | | | | | | | | | | | | | | | | | | | | | | | | | | | | | | | | | | | | | | | | | | | | | | | | | | | | | | | | | | | | | | | | | | | | | | | | | | | | | | | | | | | | | | | | | | | | | | | | | | | | | | | | | | | | | | | | | | | | | | | | | | | | | | | | | | | | | | | | | | | | | | | | | | | | | | | | | | | | | | | | | | | | | | | | | | | | | | | | | | | | | | | | | | | | | | | | | | | | | | | | | | | | | | | | | | | | |
| 1. 30 Peyton Alford | 34 | | | | | | | | | | | | | | | | | | | | | | | | | | | | | | | | | | | | | | | | | | | | | | | | | | | | | | | | | | | | | | | | | | | | | | | | | | | | | | | | | | | | | | | | | | | | | | | | | | | | | | | | | | | | | | | | | | | | | | | | | | | | | | | | | | | | | | | | | | | | | | | | | | | | | | | | | | | | | | | | | | | | | | | | | | | | | | | | | | | | | | | | | | | | | | | | | | | | | | | | | | | | | | | | | | | | | | | | | | | | | | | | | | | | | | | | | | | | | | | | | | | | | | | | | | | | | | | | | | | | | | | | | | | | | | | | | | | | | | | | | | | | | | | | | | | | | | | | | | | | | | | | | | | | | | | | | | | | | | | | | | | | | | | | | |
| 2. 3 Chris Gerard | 29 | | | | | | | | | | | | | | | | | | | | | | | | | | | | | | | | | | | | | | | | | | | | | | | | | | | | | | | | | | | | | | | | | | | | | | | | | | | | | | | | | | | | | | | | | | | | | | | | | | | | | | | | | | | | | | | | | | | | | | | | | | | | | | | | | | | | | | | | | | | | | | | | | | | | | | | | | | | | | | | | | | | | | | | | | | | | | | | | | | | | | | | | | | | | | | | | | | | | | | | | | | | | | | | | | | | | | | | | | | | | | | | | | | | | | | | | | | | | | | | | | | | | | | | | | | | | | | | | | | | | | | | | | | | | | | | | | | | | | | | | | | | | | | | | | | | | | | | | | | | | | | | | | | | | | | | | | | | | | | | | | | | | | | | | | |
| 12 Shane Connolly | 29 | | | | | | | | | | | | | | | | | | | | | | | | | | | | | | | | | | | | | | | | | | | | | | | | | | | | | | | | | | | | | | | | | | | | | | | | | | | | | | | | | | | | | | | | | | | | | | | | | | | | | | | | | | | | | | | | | | | | | | | | | | | | | | | | | | | | | | | | | | | | | | | | | | | | | | | | | | | | | | | | | | | | | | | | | | | | | | | | | | | | | | | | | | | | | | | | | | | | | | | | | | | | | | | | | | | | | | | | | | | | | | | | | | | | | | | | | | | | | | | | | | | | | | | | | | | | | | | | | | | | | | | | | | | | | | | | | | | | | | | | | | | | | | | | | | | | | | | | | | | | | | | | | | | | | | | | | | | | | | | | | | | | | | | | | |
| 4. 38 Jaison Heard | 19 | | | | | | | | | | | | | | | | | | | | | | | | | | | | | | | | | | | | | | | | | | | | | | | | | | | | | | | | | | | | | | | | | | | | | | | | | | | | | | | | | | | | | | | | | | | | | | | | | | | | | | | | | | | | | | | | | | | | | | | | | | | | | | | | | | | | | | | | | | | | | | | | | | | | | | | | | | | | | | | | | | | | | | | | | | | | | | | | | | | | | | | | | | | | | | | | | | | | | | | | | | | | | | | | | | | | | | | | | | | | | | | | | | | | | | | | | | | | | | | | | | | | | | | | | | | | | | | | | | | | | | | | | | | | | | | | | | | | | | | | | | | | | | | | | | | | | | | | | | | | | | | | | | | | | | | | | | | | | | | | | | | | | | | | | |
| 5. 16 Matthew Siverling | 16 | | | | | | | | | | | | | | | | | | | | | | | | | | | | | | | | | | | | | | | | | | | | | | | | | | | | | | | | | | | | | | | | | | | | | | | | | | | | | | | | | | | | | | | | | | | | | | | | | | | | | | | | | | | | | | | | | | | | | | | | | | | | | | | | | | | | | | | | | | | | | | | | | | | | | | | | | | | | | | | | | | | | | | | | | | | | | | | | | | | | | | | | | | | | | | | | | | | | | | | | | | | | | | | | | | | | | | | | | | | | | | | | | | | | | | | | | | | | | | | | | | | | | | | | | | | | | | | | | | | | | | | | | | | | | | | | | | | | | | | | | | | | | | | | | | | | | | | | | | | | | | | | | | | | | | | | | | | | | | | | | | | | | | | | | |
| 1. 12 Shane Connolly | 5 | | | | | | | | | | | | | | | | | | | | | | | | | | | | | | | | | | | | | | | | | | | | | | | | | | | | | | | | | | | | | | | | | | | | | | | | | | | | | | | | | | | | | | | | | | | | | | | | | | | | | | | | | | | | | | | | | | | | | | | | | | | | | | | | | | | | | | | | | | | | | | | | | | | | | | | | | | | | | | | | | | | | | | | | | | | | | | | | | | | | | | | | | | | | | | | | | | | | | | | | | | | | | | | | | | | | | | | | | | | | | | | | | | | | | | | | | | | | | | | | | | | | | | | | | | | | | | | | | | | | | | | | | | | | | | | | | | | | | | | | | | | | | | | | | | | | | | | | | | | | | | | | | | | | | | | | | | | | | | | | | | | | | | | | | |
| 2. 16 Matthew Siverling | 3 | | | | | | | | | | | | | | | | | | | | | | | | | | | | | | | | | | | | | | | | | | | | | | | | | | | | | | | | | | | | | | | | | | | | | | | | | | | | | | | | | | | | | | | | | | | | | | | | | | | | | | | | | | | | | | | | | | | | | | | | | | | | | | | | | | | | | | | | | | | | | | | | | | | | | | | | | | | | | | | | | | | | | | | | | | | | | | | | | | | | | | | | | | | | | | | | | | | | | | | | | | | | | | | | | | | | | | | | | | | | | | | | | | | | | | | | | | | | | | | | | | | | | | | | | | | | | | | | | | | | | | | | | | | | | | | | | | | | | | | | | | | | | | | | | | | | | | | | | | | | | | | | | | | | | | | | | | | | | | | | | | | | | | | | | |
| 3. 38 Jaison Heard | 2 | | | | | | | | | | | | | | | | | | | | | | | | | | | | | | | | | | | | | | | | | | | | | | | | | | | | | | | | | | | | | | | | | | | | | | | | | | | | | | | | | | | | | | | | | | | | | | | | | | | | | | | | | | | | | | | | | | | | | | | | | | | | | | | | | | | | | | | | | | | | | | | | | | | | | | | | | | | | | | | | | | | | | | | | | | | | | | | | | | | | | | | | | | | | | | | | | | | | | | | | | | | | | | | | | | | | | | | | | | | | | | | | | | | | | | | | | | | | | | | | | | | | | | | | | | | | | | | | | | | | | | | | | | | | | | | | | | | | | | | | | | | | | | | | | | | | | | | | | | | | | | | | | | | | | | | | | | | | | | | | | | | | | | | | | |
| 27 Noah Johnson | 2 | | | | | | | | | | | | | | | | | | | | | | | | | | | | | | | | | | | | | | | | | | | | | | | | | | | | | | | | | | | | | | | | | | | | | | | | | | | | | | | | | | | | | | | | | | | | | | | | | | | | | | | | | | | | | | | | | | | | | | | | | | | | | | | | | | | | | | | | | | | | | | | | | | | | | | | | | | | | | | | | | | | | | | | | | | | | | | | | | | | | | | | | | | | | | | | | | | | | | | | | | | | | | | | | | | | | | | | | | | | | | | | | | | | | | | | | | | | | | | | | | | | | | | | | | | | | | | | | | | | | | | | | | | | | | | | | | | | | | | | | | | | | | | | | | | | | | | | | | | | | | | | | | | | | | | | | | | | | | | | | | | | | | | | | | |
| 5. 6 tied at..... | 1 | | | | | | | | | | | | | | | | | | | | | | | | | | | | | | | | | | | | | | | | | | | | | | | | | | | | | | | | | | | | | | | | | | | | | | | | | | | | | | | | | | | | | | | | | | | | | | | | | | | | | | | | | | | | | | | | | | | | | | | | | | | | | | | | | | | | | | | | | | | | | | | | | | | | | | | | | | | | | | | | | | | | | | | | | | | | | | | | | | | | | | | | | | | | | | | | | | | | | | | | | | | | | | | | | | | | | | | | | | | | | | | | | | | | | | | | | | | | | | | | | | | | | | | | | | | | | | | | | | | | | | | | | | | | | | | | | | | | | | | | | | | | | | | | | | | | | | | | | | | | | | | | | | | | | | | | | | | | | | | | | | | | | | | | | |
| 1. 35 Ryan Metz | 2 | | | | | | | | | | | | | | | | | | | | | | | | | | | | | | | | | | | | | | | | | | | | | | | | | | | | | | | | | | | | | | | | | | | | | | | | | | | | | | | | | | | | | | | | | | | | | | | | | | | | | | | | | | | | | | | | | | | | | | | | | | | | | | | | | | | | | | | | | | | | | | | | | | | | | | | | | | | | | | | | | | | | | | | | | | | | | | | | | | | | | | | | | | | | | | | | | | | | | | | | | | | | | | | | | | | | | | | | | | | | | | | | | | | | | | | | | | | | | | | | | | | | | | | | | | | | | | | | | | | | | | | | | | | | | | | | | | | | | | | | | | | | | | | | | | | | | | | | | | | | | | | | | | | | | | | | | | | | | | | | | | | | | | | | | |
| 2. 30 Peyton Alford | 1 | | | | | | | | | | | | | | | | | | | | | | | | | | | | | | | | | | | | | | | | | | | | | | | | | | | | | | | | | | | | | | | | | | | | | | | | | | | | | | | | | | | | | | | | | | | | | | | | | | | | | | | | | | | | | | | | | | | | | | | | | | | | | | | | | | | | | | | | | | | | | | | | | | | | | | | | | | | | | | | | | | | | | | | | | | | | | | | | | | | | | | | | | | | | | | | | | | | | | | | | | | | | | | | | | | | | | | | | | | | | | | | | | | | | | | | | | | | | | | | | | | | | | | | | | | | | | | | | | | | | | | | | | | | | | | | | | | | | | | | | | | | | | | | | | | | | | | | | | | | | | | | | | | | | | | | | | | | | | | | | | | | | | | | | | |
| 16 Matthew Siverling | 1 | | | | | | | | | | | | | | | | | | | | | | | | | | | | | | | | | | | | | | | | | | | | | | | | | | | | | | | | | | | | | | | | | | | | | | | | | | | | | | | | | | | | | | | | | | | | | | | | | | | | | | | | | | | | | | | | | | | | | | | | | | | | | | | | | | | | | | | | | | | | | | | | | | | | | | | | | | | | | | | | | | | | | | | | | | | | | | | | | | | | | | | | | | | | | | | | | | | | | | | | | | | | | | | | | | | | | | | | | | | | | | | | | | | | | | | | | | | | | | | | | | | | | | | | | | | | | | | | | | | | | | | | | | | | | | | | | | | | | | | | | | | | | | | | | | | | | | | | | | | | | | | | | | | | | | | | | | | | | | | | | | | | | | | | | |
| 3 Chris Gerard | 1 | | | | | | | | | | | | | | | | | | | | | | | | | | | | | | | | | | | | | | | | | | | | | | | | | | | | | | | | | | | | | | | | | | | | | | | | | | | | | | | | | | | | | | | | | | | | | | | | | | | | | | | | | | | | | | | | | | | | | | | | | | | | | | | | | | | | | | | | | | | | | | | | | | | | | | | | | | | | | | | | | | | | | | | | | | | | | | | | | | | | | | | | | | | | | | | | | | | | | | | | | | | | | | | | | | | | | | | | | | | | | | | | | | | | | | | | | | | | | | | | | | | | | | | | | | | | | | | | | | | | | | | | | | | | | | | | | | | | | | | | | | | | | | | | | | | | | | | | | | | | | | | | | | | | | | | | | | | | | | | | | | | | | | | | | |
| 1. 30 Peyton Alford | 2 | | | | | | | | | | | | | | | | | | | | | | | | | | | | | | | | | | | | | | | | | | | | | | | | | | | | | | | | | | | | | | | | | | | | | | | | | | | | | | | | | | | | | | | | | | | | | | | | | | | | | | | | | | | | | | | | | | | | | | | | | | | | | | | | | | | | | | | | | | | | | | | | | | | | | | | | | | | | | | | | | | | | | | | | | | | | | | | | | | | | | | | | | | | | | | | | | | | | | | | | | | | | | | | | | | | | | | | | | | | | | | | | | | | | | | | | | | | | | | | | | | | | | | | | | | | | | | | | | | | | | | | | | | | | | | | | | | | | | | | | | | | | | | | | | | | | | | | | | | | | | | | | | | | | | | | | | | | | | | | | | | | | | | | | | |
| 2. 34 Anthony Simonelli | 1 | | | | | | | | | | | | | | | | | | | | | | | | | | | | | | | | | | | | | | | | | | | | | | | | | | | | | | | | | | | | | | | | | | | | | | | | | | | | | | | | | | | | | | | | | | | | | | | | | | | | | | | | | | | | | | | | | | | | | | | | | | | | | | | | | | | | | | | | | | | | | | | | | | | | | | | | | | | | | | | | | | | | | | | | | | | | | | | | | | | | | | | | | | | | | | | | | | | | | | | | | | | | | | | | | | | | | | | | | | | | | | | | | | | | | | | | | | | | | | | | | | | | | | | | | | | | | | | | | | | | | | | | | | | | | | | | | | | | | | | | | | | | | | | | | | | | | | | | | | | | | | | | | | | | | | | | | | | | | | | | | | | | | | | | | |
| 44 Jackson Ritchey | 1 | | | | | | | | | | | | | | | | | | | | | | | | | | | | | | | | | | | | | | | | | | | | | | | | | | | | | | | | | | | | | | | | | | | | | | | | | | | | | | | | | | | | | | | | | | | | | | | | | | | | | | | | | | | | | | | | | | | | | | | | | | | | | | | | | | | | | | | | | | | | | | | | | | | | | | | | | | | | | | | | | | | | | | | | | | | | | | | | | | | | | | | | | | | | | | | | | | | | | | | | | | | | | | | | | | | | | | | | | | | | | | | | | | | | | | | | | | | | | | | | | | | | | | | | | | | | | | | | | | | | | | | | | | | | | | | | | | | | | | | | | | | | | | | | | | | | | | | | | | | | | | | | | | | | | | | | | | | | | | | | | | | | | | | | | |
| 1. 40 Henry Weycker | 0 | | | | | | | | | | | | | | | | | | | | | | | | | | | | | | | | | | | | | | | | | | | | | | | | | | | | | | | | | | | | | | | | | | | | | | | | | | | | | | | | | | | | | | | | | | | | | | | | | | | | | | | | | | | | | | | | | | | | | | | | | | | | | | | | | | | | | | | | | | | | | | | | | | | | | | | | | | | | | | | | | | | | | | | | | | | | | | | | | | | | | | | | | | | | | | | | | | | | | | | | | | | | | | | | | | | | | | | | | | | | | | | | | | | | | | | | | | | | | | | | | | | | | | | | | | | | | | | | | | | | | | | | | | | | | | | | | | | | | | | | | | | | | | | | | | | | | | | | | | | | | | | | | | | | | | | | | | | | | | | | | | | | | | | | | |
| 15 Nic Psimas | 0 | | | | | | | | | | | | | | | | | | | | | | | | | | | | | | | | | | | | | | | | | | | | | | | | | | | | | | | | | | | | | | | | | | | | | | | | | | | | | | | | | | | | | | | | | | | | | | | | | | | | | | | | | | | | | | | | | | | | | | | | | | | | | | | | | | | | | | | | | | | | | | | | | | | | | | | | | | | | | | | | | | | | | | | | | | | | | | | | | | | | | | | | | | | | | | | | | | | | | | | | | | | | | | | | | | | | | | | | | | | | | | | | | | | | | | | | | | | | | | | | | | | | | | | | | | | | | | | | | | | | | | | | | | | | | | | | | | | | | | | | | | | | | | | | | | | | | | | | | | | | | | | | | | | | | | | | | | | | | | | | | | | | | | | | | |
| 47 Jonah Hurney | 0 | | | | | | | | | | | | | | | | | | | | | | | | | | | | | | | | | | | | | | | | | | | | | | | | | | | | | | | | | | | | | | | | | | | | | | | | | | | | | | | | | | | | | | | | | | | | | | | | | | | | | | | | | | | | | | | | | | | | | | | | | | | | | | | | | | | | | | | | | | | | | | | | | | | | | | | | | | | | | | | | | | | | | | | | | | | | | | | | | | | | | | | | | | | | | | | | | | | | | | | | | | | | | | | | | | | | | | | | | | | | | | | | | | | | | | | | | | | | | | | | | | | | | | | | | | | | | | | | | | | | | | | | | | | | | | | | | | | | | | | | | | | | | | | | | | | | | | | | | | | | | | | | | | | | | | | | | | | | | | | | | | | | | | | | | |
| 45 Christian Worley | 0 | | | | | | | | | | | | | | | | | | | | | | | | | | | | | | | | | | | | | | | | | | | | | | | | | | | | | | | | | | | | | | | | | | | | | | | | | | | | | | | | | | | | | | | | | | | | | | | | | | | | | | | | | | | | | | | | | | | | | | | | | | | | | | | | | | | | | | | | | | | | | | | | | | | | | | | | | | | | | | | | | | | | | | | | | | | | | | | | | | | | | | | | | | | | | | | | | | | | | | | | | | | | | | | | | | | | | | | | | | | | | | | | | | | | | | | | | | | | | | | | | | | | | | | | | | | | | | | | | | | | | | | | | | | | | | | | | | | | | | | | | | | | | | | | | | | | | | | | | | | | | | | | | | | | | | | | | | | | | | | | | | | | | | | | | |
| 10 Nolan Wilson | 0 | | | | | | | | | | | | | | | | | | | | | | | | | | | | | | | | | | | | | | | | | | | | | | | | | | | | | | | | | | | | | | | | | | | | | | | | | | | | | | | | | | | | | | | | | | | | | | | | | | | | | | | | | | | | | | | | | | | | | | | | | | | | | | | | | | | | | | | | | | | | | | | | | | | | | | | | | | | | | | | | | | | | | | | | | | | | | | | | | | | | | | | | | | | | | | | | | | | | | | | | | | | | | | | | | | | | | | | | | | | | | | | | | | | | | | | | | | | | | | | | | | | | | | | | | | | | | | | | | | | | | | | | | | | | | | | | | | | | | | | | | | | | | | | | | | | | | | | | | | | | | | | | | | | | | | | | | | | | | | | | | | | | | | | | | |
| 1. 20 Grant Umberger | 0 | | | | | | | | | | | | | | | | | | | | | | | | | | | | | | | | | | | | | | | | | | | | | | | | | | | | | | | | | | | | | | | | | | | | | | | | | | | | | | | | | | | | | | | | | | | | | | | | | | | | | | | | | | | | | | | | | | | | | | | | | | | | | | | | | | | | | | | | | | | | | | | | | | | | | | | | | | | | | | | | | | | | | | | | | | | | | | | | | | | | | | | | | | | | | | | | | | | | | | | | | | | | | | | | | | | | | | | | | | | | | | | | | | | | | | | | | | | | | | | | | | | | | | | | | | | | | | | | | | | | | | | | | | | | | | | | | | | | | | | | | | | | | | | | | | | | | | | | | | | | | | | | | | | | | | | | | | | | | | | | | | | | | | | | | |
| 47 Jonah Hurney | 0 | | | | | | | | | | | | | | | | | | | | | | | | | | | | | | | | | | | | | | | | | | | | | | | | | | | | | | | | | | | | | | | | | | | | | | | | | | | | | | | | | | | | | | | | | | | | | | | | | | | | | | | | | | | | | | | | | | | | | | | | | | | | | | | | | | | | | | | | | | | | | | | | | | | | | | | | | | | | | | | | | | | | | | | | | | | | | | | | | | | | | | | | | | | | | | | | | | | | | | | | | | | | | | | | | | | | | | | | | | | | | | | | | | | | | | | | | | | | | | | | | | | | | | | | | | | | | | | | | | | | | | | | | | | | | | | | | | | | | | | | | | | | | | | | | | | | | | | | | | | | | | | | | | | | | | | | | | | | | | | | | | | | | | | | | |
| 45 Christian Worley | 0 | | | | | | | | | | | | | | | | | | | | | | | | | | | | | | | | | | | | | | | | | | | | | | | | | | | | | | | | | | | | | | | | | | | | | | | | | | | | | | | | | | | | | | | | | | | | | | | | | | | | | | | | | | | | | | | | | | | | | | | | | | | | | | | | | | | | | | | | | | | | | | | | | | | | | | | | | | | | | | | | | | | | | | | | | | | | | | | | | | | | | | | | | | | | | | | | | | | | | | | | | | | | | | | | | | | | | | | | | | | | | | | | | | | | | | | | | | | | | | | | | | | | | | | | | | | | | | | | | | | | | | | | | | | | | | | | | | | | | | | | | | | | | | | | | | | | | | | | | | | | | | | | | | | | | | | | | | | | | | | | | | | | | | | | | |
| 15 Nic Psimas | 0 | | | | | | | | | | | | | | | | | | | | | | | | | | | | | | | | | | | | | | | | | | | | | | | | | | | | | | | | | | | | | | | | | | | | | | | | | | | | | | | | | | | | | | | | | | | | | | | | | | | | | | | | | | | | | | | | | | | | | | | | | | | | | | | | | | | | | | | | | | | | | | | | | | | | | | | | | | | | | | | | | | | | | | | | | | | | | | | | | | | | | | | | | | | | | | | | | | | | | | | | | | | | | | | | | | | | | | | | | | | | | | | | | | | | | | | | | | | | | | | | | | | | | | | | | | | | | | | | | | | | | | | | | | | | | | | | | | | | | | | | | | | | | | | | | | | | | | | | | | | | | | | | | | | | | | | | | | | | | | | | | | | | | | | | | |
| 42 Ryan Gleason | 0 | | | | | | | | | | | | | | | | | | | | | | | | | | | | | | | | | | | | | | | | | | | | | | | | | | | | | | | | | | | | | | | | | | | | | | | | | | | | | | | | | | | | | | | | | | | | | | | | | | | | | | | | | | | | | | | | | | | | | | | | | | | | | | | | | | | | | | | | | | | | | | | | | | | | | | | | | | | | | | | | | | | | | | | | | | | | | | | | | | | | | | | | | | | | | | | | | | | | | | | | | | | | | | | | | | | | | | | | | | | | | | | | | | | | | | | | | | | | | | | | | | | | | | | | | | | | | | | | | | | | | | | | | | | | | | | | | | | | | | | | | | | | | | | | | | | | | | | | | | | | | | | | | | | | | | | | | | | | | | | | | | | | | | | | | |
| 1. 17 Cade Hunter | 153 | | | | | | | | | | | | | | | | | | | | | | | | | | | | | | | | | | | | | | | | | | | | | | | | | | | | | | | | | | | | | | | | | | | | | | | | | | | | | | | | | | | | | | | | | | | | | | | | | | | | | | | | | | | | | | | | | | | | | | | | | | | | | | | | | | | | | | | | | | | | | | | | | | | | | | | | | | | | | | | | | | | | | | | | | | | | | | | | | | | | | | | | | | | | | | | | | | | | | | | | | | | | | | | | | | | | | | | | | | | | | | | | | | | | | | | | | | | | | | | | | | | | | | | | | | | | | | | | | | | | | | | | | | | | | | | | | | | | | | | | | | | | | | | | | | | | | | | | | | | | | | | | | | | | | | | | | | | | | | | | | | | | | | | | | |
| 2. 7 TJ Rumfield | 135 | | | | | | | | | | | | | | | | | | | | | | | | | | | | | | | | | | | | | | | | | | | | | | | | | | | | | | | | | | | | | | | | | | | | | | | | | | | | | | | | | | | | | | | | | | | | | | | | | | | | | | | | | | | | | | | | | | | | | | | | | | | | | | | | | | | | | | | | | | | | | | | | | | | | | | | | | | | | | | | | | | | | | | | | | | | | | | | | | | | | | | | | | | | | | | | | | | | | | | | | | | | | | | | | | | | | | | | | | | | | | | | | | | | | | | | | | | | | | | | | | | | | | | | | | | | | | | | | | | | | | | | | | | | | | | | | | | | | | | | | | | | | | | | | | | | | | | | | | | | | | | | | | | | | | | | | | | | | | | | | | | | | | | | | | |
| 3. 8 Tanner Schobel | 60 | | | | | | | | | | | | | | | | | | | | | | | | | | | | | | | | | | | | | | | | | | | | | | | | | | | | | | | | | | | | | | | | | | | | | | | | | | | | | | | | | | | | | | | | | | | | | | | | | | | | | | | | | | | | | | | | | | | | | | | | | | | | | | | | | | | | | | | | | | | | | | | | | | | | | | | | | | | | | | | | | | | | | | | | | | | | | | | | | | | | | | | | | | | | | | | | | | | | | | | | | | | | | | | | | | | | | | | | | | | | | | | | | | | | | | | | | | | | | | | | | | | | | | | | | | | | | | | | | | | | | | | | | | | | | | | | | | | | | | | | | | | | | | | | | | | | | | | | | | | | | | | | | | | | | | | | | | | | | | | | | | | | | | | | | |
| 4. 4 Fritz Genther | 58 | | | | | | | | | | | | | | | | | | | | | | | | | | | | | | | | | | | | | | | | | | | | | | | | | | | | | | | | | | | | | | | | | | | | | | | | | | | | | | | | | | | | | | | | | | | | | | | | | | | | | | | | | | | | | | | | | | | | | | | | | | | | | | | | | | | | | | | | | | | | | | | | | | | | | | | | | | | | | | | | | | | | | | | | | | | | | | | | | | | | | | | | | | | | | | | | | | | | | | | | | | | | | | | | | | | | | | | | | | | | | | | | | | | | | | | | | | | | | | | | | | | | | | | | | | | | | | | | | | | | | | | | | | | | | | | | | | | | | | | | | | | | | | | | | | | | | | | | | | | | | | | | | | | | | | | | | | | | | | | | | | | | | | | | | |
| 5. 41 Dayne Leonard | 53 | | | | | | | | | | | | | | | | | | | | | | | | | | | | | | | | | | | | | | | | | | | | | | | | | | | | | | | | | | | | | | | | | | | | | | | | | | | | | | | | | | | | | | | | | | | | | | | | | | | | | | | | | | | | | | | | | | | | | | | | | | | | | | | | | | | | | | | | | | | | | | | | | | | | | | | | | | | | | | | | | | | | | | | | | | | | | | | | | | | | | | | | | | | | | | | | | | | | | | | | | | | | | | | | | | | | | | | | | | | | | | | | | | | | | | | | | | | | | | | | | | | | | | | | | | | | | | | | | | | | | | | | | | | | | | | | | | | | | | | | | | | | | | | | | | | | | | | | | | | | | | | | | | | | | | | | | | | | | | | | | | | | | | | | | |
| 1. 26 Kevin Madden | 5 | | | | | | | | | | | | | | | | | | | | | | | | | | | | | | | | | | | | | | | | | | | | | | | | | | | | | | | | | | | | | | | | | | | | | | | | | | | | | | | | | | | | | | | | | | | | | | | | | | | | | | | | | | | | | | | | | | | | | | | | | | | | | | | | | | | | | | | | | | | | | | | | | | | | | | | | | | | | | | | | | | | | | | | | | | | | | | | | | | | | | | | | | | | | | | | | | | | | | | | | | | | | | | | | | | | | | | | | | | | | | | | | | | | | | | | | | | | | | | | | | | | | | | | | | | | | | | | | | | | | | | | | | | | | | | | | | | | | | | | | | | | | | | | | | | | | | | | | | | | | | | | | | | | | | | | | | | | | | | | | | | | | | | | | | |
| 4 Fritz Genther | 5 | | | | | | | | | | | | | | | | | | | | | | | | | | | | | | | | | | | | | | | | | | | | | | | | | | | | | | | | | | | | | | | | | | | | | | | | | | | | | | | | | | | | | | | | | | | | | | | | | | | | | | | | | | | | | | | | | | | | | | | | | | | | | | | | | | | | | | | | | | | | | | | | | | | | | | | | | | | | | | | | | | | | | | | | | | | | | | | | | | | | | | | | | | | | | | | | | | | | | | | | | | | | | | | | | | | | | | | | | | | | | | | | | | | | | | | | | | | | | | | | | | | | | | | | | | | | | | | | | | | | | | | | | | | | | | | | | | | | | | | | | | | | | | | | | | | | | | | | | | | | | | | | | | | | | | | | | | | | | | | | | | | | | | | | | |
| 3. 38 Jaison Heard | 2 | | | | | | | | | | | | | | | | | | | | | | | | | | | | | | | | | | | | | | | | | | | | | | | | | | | | | | | | | | | | | | | | | | | | | | | | | | | | | | | | | | | | | | | | | | | | | | | | | | | | | | | | | | | | | | | | | | | | | | | | | | | | | | | | | | | | | | | | | | | | | | | | | | | | | | | | | | | | | | | | | | | | | | | | | | | | | | | | | | | | | | | | | | | | | | | | | | | | | | | | | | | | | | | | | | | | | | | | | | | | | | | | | | | | | | | | | | | | | | | | | | | | | | | | | | | | | | | | | | | | | | | | | | | | | | | | | | | | | | | | | | | | | | | | | | | | | | | | | | | | | | | | | | | | | | | | | | | | | | | | | | | | | | | | | |
| 31 Jack Hurley | 2 | | | | | | | | | | | | | | | | | | | | | | | | | | | | | | | | | | | | | | | | | | | | | | | | | | | | | | | | | | | | | | | | | | | | | | | | | | | | | | | | | | | | | | | | | | | | | | | | | | | | | | | | | | | | | | | | | | | | | | | | | | | | | | | | | | | | | | | | | | | | | | | | | | | | | | | | | | | | | | | | | | | | | | | | | | | | | | | | | | | | | | | | | | | | | | | | | | | | | | | | | | | | | | | | | | | | | | | | | | | | | | | | | | | | | | | | | | | | | | | | | | | | | | | | | | | | | | | | | | | | | | | | | | | | | | | | | | | | | | | | | | | | | | | | | | | | | | | | | | | | | | | | | | | | | | | | | | | | | | | | | | | | | | | | | |
| 8 Tanner Schobel | 2 | | | | | | | | | | | | | | | | | | | | | | | | | | | | | | | | | | | | | | | | | | | | | | | | | | | | | | | | | | | | | | | | | | | | | | | | | | | | | | | | | | | | | | | | | | | | | | | | | | | | | | | | | | | | | | | | | | | | | | | | | | | | | | | | | | | | | | | | | | | | | | | | | | | | | | | | | | | | | | | | | | | | | | | | | | | | | | | | | | | | | | | | | | | | | | | | | | | | | | | | | | | | | | | | | | | | | | | | | | | | | | | | | | | | | | | | | | | | | | | | | | | | | | | | | | | | | | | | | | | | | | | | | | | | | | | | | | | | | | | | | | | | | | | | | | | | | | | | | | | | | | | | | | | | | | | | | | | | | | | | | | | | | | | | | |
| 1. 41 Dayne Leonard | 2 | | | | | | | | | | | | | | | | | | | | | | | | | | | | | | | | | | | | | | | | | | | | | | | | | | | | | | | | | | | | | | | | | | | | | | | | | | | | | | | | | | | | | | | | | | | | | | | | | | | | | | | | | | | | | | | | | | | | | | | | | | | | | | | | | | | | | | | | | | | | | | | | | | | | | | | | | | | | | | | | | | | | | | | | | | | | | | | | | | | | | | | | | | | | | | | | | | | | | | | | | | | | | | | | | | | | | | | | | | | | | | | | | | | | | | | | | | | | | | | | | | | | | | | | | | | | | | | | | | | | | | | | | | | | | | | | | | | | | | | | | | | | | | | | | | | | | | | | | | | | | | | | | | | | | | | | | | | | | | | | | | | | | | | | | |
| 34 Anthony Simonelli | 2 | | | | | | | | | | | | | | | | | | | | | | | | | | | | | | | | | | | | | | | | | | | | | | | | | | | | | | | | | | | | | | | | | | | | | | | | | | | | | | | | | | | | | | | | | | | | | | | | | | | | | | | | | | | | | | | | | | | | | | | | | | | | | | | | | | | | | | | | | | | | | | | | | | | | | | | | | | | | | | | | | | | | | | | | | | | | | | | | | | | | | | | | | | | | | | | | | | | | | | | | | | | | | | | | | | | | | | | | | | | | | | | | | | | | | | | | | | | | | | | | | | | | | | | | | | | | | | | | | | | | | | | | | | | | | | | | | | | | | | | | | | | | | | | | | | | | | | | | | | | | | | | | | | | | | | | | | | | | | | | | | | | | | | | | | |
| 3 Chris Gerard | 2 | | | | | | | | | | | | | | | | | | | | | | | | | | | | | | | | | | | | | | | | | | | | | | | | | | | | | | | | | | | | | | | | | | | | | | | | | | | | | | | | | | | | | | | | | | | | | | | | | | | | | | | | | | | | | | | | | | | | | | | | | | | | | | | | | | | | | | | | | | | | | | | | | | | | | | | | | | | | | | | | | | | | | | | | | | | | | | | | | | | | | | | | | | | | | | | | | | | | | | | | | | | | | | | | | | | | | | | | | | | | | | | | | | | | | | | | | | | | | | | | | | | | | | | | | | | | | | | | | | | | | | | | | | | | | | | | | | | | | | | | | | | | | | | | | | | | | | | | | | | | | | | | | | | | | | | | | | | | | | | | | | | | | | | | | |
| 4. 5 tied at..... | 1 | | | | | | | | | | | | | | | | | | | | | | | | | | | | | | | | | | | | | | | | | | | | | | | | | | | | | | | | | | | | | | | | | | | | | | | | | | | | | | | | | | | | | | | | | | | | | | | | | | | | | | | | | | | | | | | | | | | | | | | | | | | | | | | | | | | | | | | | | | | | | | | | | | | | | | | | | | | | | | | | | | | | | | | | | | | | | | | | | | | | | | | | | | | | | | | | | | | | | | | | | | | | | | | | | | | | | | | | | | | | | | | | | | | | | | | | | | | | | | | | | | | | | | | | | | | | | | | | | | | | | | | | | | | | | | | | | | | | | | | | | | | | | | | | | | | | | | | | | | | | | | | | | | | | | | | | | | | | | | | | | | | | | | | | | |
| 1. 17 Cade Hunter | 1 | | | | | | | | | | | | | | | | | | | | | | | | | | | | | | | | | | | | | | | | | | | | | | | | | | | | | | | | | | | | | | | | | | | | | | | | | | | | | | | | | | | | | | | | | | | | | | | | | | | | | | | | | | | | | | | | | | | | | | | | | | | | | | | | | | | | | | | | | | | | | | | | | | | | | | | | | | | | | | | | | | | | | | | | | | | | | | | | | | | | | | | | | | | | | | | | | | | | | | | | | | | | | | | | | | | | | | | | | | | | | | | | | | | | | | | | | | | | | | | | | | | | | | | | | | | | | | | | | | | | | | | | | | | | | | | | | | | | | | | | | | | | | | | | | | | | | | | | | | | | | | | | | | | | | | | | | | | | | | | | | | | | | | | | | |
| 1. 38 Jaison Heard | 1.000 | | | | | | | | | | | | | | | | | | | | | | | | | | | | | | | | | | | | | | | | | | | | | | | | | | | | | | | | | | | | | | | | | | | | | | | | | | | | | | | | | | | | | | | | | | | | | | | | | | | | | | | | | | | | | | | | | | | | | | | | | | | | | | | | | | | | | | | | | | | | | | | | | | | | | | | | | | | | | | | | | | | | | | | | | | | | | | | | | | | | | | | | | | | | | | | | | | | | | | | | | | | | | | | | | | | | | | | | | | | | | | | | | | | | | | | | | | | | | | | | | | | | | | | | | | | | | | | | | | | | | | | | | | | | | | | | | | | | | | | | | | | | | | | | | | | | | | | | | | | | | | | | | | | | | | | | | | | | | | | | | | | | | | | | | |
| 16 Matthew Siverling | 1.000 | | | | | | | | | | | | | | | | | | | | | | | | | | | | | | | | | | | | | | | | | | | | | | | | | | | | | | | | | | | | | | | | | | | | | | | | | | | | | | | | | | | | | | | | | | | | | | | | | | | | | | | | | | | | | | | | | | | | | | | | | | | | | | | | | | | | | | | | | | | | | | | | | | | | | | | | | | | | | | | | | | | | | | | | | | | | | | | | | | | | | | | | | | | | | | | | | | | | | | | | | | | | | | | | | | | | | | | | | | | | | | | | | | | | | | | | | | | | | | | | | | | | | | | | | | | | | | | | | | | | | | | | | | | | | | | | | | | | | | | | | | | | | | | | | | | | | | | | | | | | | | | | | | | | | | | | | | | | | | | | | | | | | | | | | |
| 34 Anthony Simonelli | 1.000 | | | | | | | | | | | | | | | | | | | | | | | | | | | | | | | | | | | | | | | | | | | | | | | | | | | | | | | | | | | | | | | | | | | | | | | | | | | | | | | | | | | | | | | | | | | | | | | | | | | | | | | | | | | | | | | | | | | | | | | | | | | | | | | | | | | | | | | | | | | | | | | | | | | | | | | | | | | | | | | | | | | | | | | | | | | | | | | | | | | | | | | | | | | | | | | | | | | | | | | | | | | | | | | | | | | | | | | | | | | | | | | | | | | | | | | | | | | | | | | | | | | | | | | | | | | | | | | | | | | | | | | | | | | | | | | | | | | | | | | | | | | | | | | | | | | | | | | | | | | | | | | | | | | | | | | | | | | | | | | | | | | | | | | | | |
| 51 Graham Firoved | 1.000 | | | | | | | | | | | | | | | | | | | | | | | | | | | | | | | | | | | | | | | | | | | | | | | | | | | | | | | | | | | | | | | | | | | | | | | | | | | | | | | | | | | | | | | | | | | | | | | | | | | | | | | | | | | | | | | | | | | | | | | | | | | | | | | | | | | | | | | | | | | | | | | | | | | | | | | | | | | | | | | | | | | | | | | | | | | | | | | | | | | | | | | | | | | | | | | | | | | | | | | | | | | | | | | | | | | | | | | | | | | | | | | | | | | | | | | | | | | | | | | | | | | | | | | | | | | | | | | | | | | | | | | | | | | | | | | | | | | | | | | | | | | | | | | | | | | | | | | | | | | | | | | | | | | | | | | | | | | | | | | | | | | | | | | | | |
| 5. 22 Ryan Okuda | .667 | | | | | | | | | | | | | | | | | | | | | | | | | | | | | | | | | | | | | | | | | | | | | | | | | | | | | | | | | | | | | | | | | | | | | | | | | | | | | | | | | | | | | | | | | | | | | | | | | | | | | | | | | | | | | | | | | | | | | | | | | | | | | | | | | | | | | | | | | | | | | | | | | | | | | | | | | | | | | | | | | | | | | | | | | | | | | | | | | | | | | | | | | | | | | | | | | | | | | | | | | | | | | | | | | | | | | | | | | | | | | | | | | | | | | | | | | | | | | | | | | | | | | | | | | | | | | | | | | | | | | | | | | | | | | | | | | | | | | | | | | | | | | | | | | | | | | | | | | | | | | | | | | | | | | | | | | | | | | | | | | | | | | | | | | |
| 1. 12 Shane Connolly | 4 | | | | | | | | | | | | | | | | | | | | | | | | | | | | | | | | | | | | | | | | | | | | | | | | | | | | | | | | | | | | | | | | | | | | | | | | | | | | | | | | | | | | | | | | | | | | | | | | | | | | | | | | | | | | | | | | | | | | | | | | | | | | | | | | | | | | | | | | | | | | | | | | | | | | | | | | | | | | | | | | | | | | | | | | | | | | | | | | | | | | | | | | | | | | | | | | | | | | | | | | | | | | | | | | | | | | | | | | | | | | | | | | | | | | | | | | | | | | | | | | | | | | | | | | | | | | | | | | | | | | | | | | | | | | | | | | | | | | | | | | | | | | | | | | | | | | | | | | | | | | | | | | | | | | | | | | | | | | | | | | | | | | | | | | | |
| 2. 16 Matthew Siverling | 1 | | | | | | | | | | | | | | | | | | | | | | | | | | | | | | | | | | | | | | | | | | | | | | | | | | | | | | | | | | | | | | | | | | | | | | | | | | | | | | | | | | | | | | | | | | | | | | | | | | | | | | | | | | | | | | | | | | | | | | | | | | | | | | | | | | | | | | | | | | | | | | | | | | | | | | | | | | | | | | | | | | | | | | | | | | | | | | | | | | | | | | | | | | | | | | | | | | | | | | | | | | | | | | | | | | | | | | | | | | | | | | | | | | | | | | | | | | | | | | | | | | | | | | | | | | | | | | | | | | | | | | | | | | | | | | | | | | | | | | | | | | | | | | | | | | | | | | | | | | | | | | | | | | | | | | | | | | | | | | | | | | | | | | | | | |
| 38 Jaison Heard | 1 | | | | | | | | | | | | | | | | | | | | | | | | | | | | | | | | | | | | | | | | | | | | | | | | | | | | | | | | | | | | | | | | | | | | | | | | | | | | | | | | | | | | | | | | | | | | | | | | | | | | | | | | | | | | | | | | | | | | | | | | | | | | | | | | | | | | | | | | | | | | | | | | | | | | | | | | | | | | | | | | | | | | | | | | | | | | | | | | | | | | | | | | | | | | | | | | | | | | | | | | | | | | | | | | | | | | | | | | | | | | | | | | | | | | | | | | | | | | | | | | | | | | | | | | | | | | | | | | | | | | | | | | | | | | | | | | | | | | | | | | | | | | | | | | | | | | | | | | | | | | | | | | | | | | | | | | | | | | | | | | | | | | | | | | | |
| 1. 12 Shane Connolly | 8 | | | | | | | | | | | | | | | | | | | | | | | | | | | | | | | | | | | | | | | | | | | | | | | | | | | | | | | | | | | | | | | | | | | | | | | | | | | | | | | | | | | | | | | | | | | | | | | | | | | | | | | | | | | | | | | | | | | | | | | | | | | | | | | | | | | | | | | | | | | | | | | | | | | | | | | | | | | | | | | | | | | | | | | | | | | | | | | | | | | | | | | | | | | | | | | | | | | | | | | | | | | | | | | | | | | | | | | | | | | | | | | | | | | | | | | | | | | | | | | | | | | | | | | | | | | | | | | | | | | | | | | | | | | | | | | | | | | | | | | | | | | | | | | | | | | | | | | | | | | | | | | | | | | | | | | | | | | | | | | | | | | | | | | | | |
| 38 Jaison Heard | 8 | | | | | | | | | | | | | | | | | | | | | | | | | | | | | | | | | | | | | | | | | | | | | | | | | | | | | | | | | | | | | | | | | | | | | | | | | | | | | | | | | | | | | | | | | | | | | | | | | | | | | | | | | | | | | | | | | | | | | | | | | | | | | | | | | | | | | | | | | | | | | | | | | | | | | | | | | | | | | | | | | | | | | | | | | | | | | | | | | | | | | | | | | | | | | | | | | | | | | | | | | | | | | | | | | | | | | | | | | | | | | | | | | | | | | | | | | | | | | | | | | | | | | | | | | | | | | | | | | | | | | | | | | | | | | | | | | | | | | | | | | | | | | | | | | | | | | | | | | | | | | | | | | | | | | | | | | | | | | | | | | | | | | | | | | |
| 16 Matthew Siverling | 8 | | | | | | | | | | | | | | | | | | | | | | | | | | | | | | | | | | | | | | | | | | | | | | | | | | | | | | | | | | | | | | | | | | | | | | | | | | | | | | | | | | | | | | | | | | | | | | | | | | | | | | | | | | | | | | | | | | | | | | | | | | | | | | | | | | | | | | | | | | | | | | | | | | | | | | | | | | | | | | | | | | | | | | | | | | | | | | | | | | | | | | | | | | | | | | | | | | | | | | | | | | | | | | | | | | | | | | | | | | | | | | | | | | | | | | | | | | | | | | | | | | | | | | | | | | | | | | | | | | | | | | | | | | | | | | | | | | | | | | | | | | | | | | | | | | | | | | | | | | | | | | | | | | | | | | | | | | | | | | | | | | | | | | | | | |
| 27 Noah Johnson | 8 | | | | | | | | | | | | | | | | | | | | | | | | | | | | | | | | | | | | | | | | | | | | | | | | | | | | | | | | | | | | | | | | | | | | | | | | | | | | | | | | | | | | | | | | | | | | | | | | | | | | | | | | | | | | | | | | | | | | | | | | | | | | | | | | | | | | | | | | | | | | | | | | | | | | | | | | | | | | | | | | | | | | | | | | | | | | | | | | | | | | | | | | | | | | | | | | | | | | | | | | | | | | | | | | | | | | | | | | | | | | | | | | | | | | | | | | | | | | | | | | | | | | | | | | | | | | | | | | | | | | | | | | | | | | | | | | | | | | | | | | | | | | | | | | | | | | | | | | | | | | | | | | | | | | | | | | | | | | | | | | | | | | | | | | | |
| 5. 22 Ryan Okuda | 7 | | | | | | | | | | | | | | | | | | | | | | | | | | | | | | | | | | | | | | | | | | | | | | | | | | | | | | | | | | | | | | | | | | | | | | | | | | | | | | | | | | | | | | | | | | | | | | | | | | | | | | | | | | | | | | | | | | | | | | | | | | | | | | | | | | | | | | | | | | | | | | | | | | | | | | | | | | | | | | | | | | | | | | | | | | | | | | | | | | | | | | | | | | | | | | | | | | | | | | | | | | | | | | | | | | | | | | | | | | | | | | | | | | | | | | | | | | | | | | | | | | | | | | | | | | | | | | | | | | | | | | | | | | | | | | | | | | | | | | | | | | | | | | | | | | | | | | | | | | | | | | | | | | | | | | | | | | | | | | | | | | | | | | | | | |
| 1. 16 Matthew Siverling | 8 | | | | | | | | | | | | | | | | | | | | | | | | | | | | | | | | | | | | | | | | | | | | | | | | | | | | | | | | | | | | | | | | | | | | | | | | | | | | | | | | | | | | | | | | | | | | | | | | | | | | | | | | | | | | | | | | | | | | | | | | | | | | | | | | | | | | | | | | | | | | | | | | | | | | | | | | | | | | | | | | | | | | | | | | | | | | | | | | | | | | | | | | | | | | | | | | | | | | | | | | | | | | | | | | | | | | | | | | | | | | | | | | | | | | | | | | | | | | | | | | | | | | | | | | | | | | | | | | | | | | | | | | | | | | | | | | | | | | | | | | | | | | | | | | | | | | | | | | | | | | | | | | | | | | | | | | | | | | | | | | | | | | | | | | | |
| 27 Noah Johnson | 8 | | | | | | | | | | | | | | | | | | | | | | | | | | | | | | | | | | | | | | | | | | | | | | | | | | | | | | | | | | | | | | | | | | | | | | | | | | | | | | | | | | | | | | | | | | | | | | | | | | | | | | | | | | | | | | | | | | | | | | | | | | | | | | | | | | | | | | | | | | | | | | | | | | | | | | | | | | | | | | | | | | | | | | | | | | | | | | | | | | | | | | | | | | | | | | | | | | | | | | | | | | | | | | | | | | | | | | | | | | | | | | | | | | | | | | | | | | | | | | | | | | | | | | | | | | | | | | | | | | | | | | | | | | | | | | | | | | | | | | | | | | | | | | | | | | | | | | | | | | | | | | | | | | | | | | | | | | | | | | | | | | | | | | | | | |
| 38 Jaison Heard | 8 | | | | | | | | | | | | | | | | | | | | | | | | | | | | | | | | | | | | | | | | | | | | | | | | | | | | | | | | | | | | | | | | | | | | | | | | | | | | | | | | | | | | | | | | | | | | | | | | | | | | | | | | | | | | | | | | | | | | | | | | | | | | | | | | | | | | | | | | | | | | | | | | | | | | | | | | | | | | | | | | | | | | | | | | | | | | | | | | | | | | | | | | | | | | | | | | | | | | | | | | | | | | | | | | | | | | | | | | | | | | | | | | | | | | | | | | | | | | | | | | | | | | | | | | | | | | | | | | | | | | | | | | | | | | | | | | | | | | | | | | | | | | | | | | | | | | | | | | | | | | | | | | | | | | | | | | | | | | | | | | | | | | | | | | | |
| 4. 12 Shane Connolly | 7 | | | | | | | | | | | | | | | | | | | | | | | | | | | | | | | | | | | | | | | | | | | | | | | | | | | | | | | | | | | | | | | | | | | | | | | | | | | | | | | | | | | | | | | | | | | | | | | | | | | | | | | | | | | | | | | | | | | | | | | | | | | | | | | | | | | | | | | | | | | | | | | | | | | | | | | | | | | | | | | | | | | | | | | | | | | | | | | | | | | | | | | | | | | | | | | | | | | | | | | | | | | | | | | | | | | | | | | | | | | | | | | | | | | | | | | | | | | | | | | | | | | | | | | | | | | | | | | | | | | | | | | | | | | | | | | | | | | | | | | | | | | | | | | | | | | | | | | | | | | | | | | | | | | | | | | | | | | | | | | | | | | | | | | | | |
| 5. 51 Graham Firoved | 6 | | | | | | | | | | | | | | | | | | | | | | | | | | | | | | | | | | | | | | | | | | | | | | | | | | | | | | | | | | | | | | | | | | | | | | | | | | | | | | | | | | | | | | | | | | | | | | | | | | | | | | | | | | | | | | | | | | | | | | | | | | | | | | | | | | | | | | | | | | | | | | | | | | | | | | | | | | | | | | | | | | | | | | | | | | | | | | | | | | | | | | | | | | | | | | | | | | | | | | | | | | | | | | | | | | | | | | | | | | | | | | | | | | | | | | | | | | | | | | | | | | | | | | | | | | | | | | | | | | | | | | | | | | | | | | | | | | | | | | | | | | | | | | | | | | | | | | | | | | | | | | | | | | | | | | | | | | | | | | | | | | | | | | | | | |
| 1. 3 Chris Gerard | 4 | | | | | | | | | | | | | | | | | | | | | | | | | | | | | | | | | | | | | | | | | | | | | | | | | | | | | | | | | | | | | | | | | | | | | | | | | | | | | | | | | | | | | | | | | | | | | | | | | | | | | | | | | | | | | | | | | | | | | | | | | | | | | | | | | | | | | | | | | | | | | | | | | | | | | | | | | | | | | | | | | | | | | | | | | | | | | | | | | | | | | | | | | | | | | | | | | | | | | | | | | | | | | | | | | | | | | | | | | | | | | | | | | | | | | | | | | | | | | | | | | | | | | | | | | | | | | | | | | | | | | | | | | | | | | | | | | | | | | | | | | | | | | | | | | | | | | | | | | | | | | | | | | | | | | | | | | | | | | | | | | | | | | | | | | |
| 30 Peyton Alford | 4 | | | | | | | | | | | | | | | | | | | | | | | | | | | | | | | | | | | | | | | | | | | | | | | | | | | | | | | | | | | | | | | | | | | | | | | | | | | | | | | | | | | | | | | | | | | | | | | | | | | | | | | | | | | | | | | | | | | | | | | | | | | | | | | | | | | | | | | | | | | | | | | | | | | | | | | | | | | | | | | | | | | | | | | | | | | | | | | | | | | | | | | | | | | | | | | | | | | | | | | | | | | | | | | | | | | | | | | | | | | | | | | | | | | | | | | | | | | | | | | | | | | | | | | | | | | | | | | | | | | | | | | | | | | | | | | | | | | | | | | | | | | | | | | | | | | | | | | | | | | | | | | | | | | | | | | | | | | | | | | | | | | | | | | | | |
| 3. 34 Anthony Simonelli | 3 | | | | | | | | | | | | | | | | | | | | | | | | | | | | | | | | | | | | | | | | | | | | | | | | | | | | | | | | | | | | | | | | | | | | | | | | | | | | | | | | | | | | | | | | | | | | | | | | | | | | | | | | | | | | | | | | | | | | | | | | | | | | | | | | | | | | | | | | | | | | | | | | | | | | | | | | | | | | | | | | | | | | | | | | | | | | | | | | | | | | | | | | | | | | | | | | | | | | | | | | | | | | | | | | | | | | | | | | | | | | | | | | | | | | | | | | | | | | | | | | | | | | | | | | | | | | | | | | | | | | | | | | | | | | | | | | | | | | | | | | | | | | | | | | | | | | | | | | | | | | | | | | | | | | | | | | | | | | | | | | | | | | | | | | | |
| 4. 4 tied at... | 2 | | | | | | | | | | | | | | | | | | | | | | | | | | | | | | | | | | | | | | | | | | | | | | | | | | | | | | | | | | | | | | | | | | | | | | | | | | | | | | | | | | | | | | | | | | | | | | | | | | | | | | | | | | | | | | | | | | | | | | | | | | | | | | | | | | | | | | | | | | | | | | | | | | | | | | | | | | | | | | | | | | | | | | | | | | | | | | | | | | | | | | | | | | | | | | | | | | | | | | | | | | | | | | | | | | | | | | | | | | | | | | | | | | | | | | | | | | | | | | | | | | | | | | | | | | | | | | | | | | | | | | | | | | | | | | | | | | | | | | | | | | | | | | | | | | | | | | | | | | | | | | | | | | | | | | | | | | | | | | | | | | | | | | | | | |
| 1. 3 Chris Gerard | 11 | | | | | | | | | | | | | | | | | | | | | | | | | | | | | | | | | | | | | | | | | | | | | | | | | | | | | | | | | | | | | | | | | | | | | | | | | | | | | | | | | | | | | | | | | | | | | | | | | | | | | | | | | | | | | | | | | | | | | | | | | | | | | | | | | | | | | | | | | | | | | | | | | | | | | | | | | | | | | | | | | | | | | | | | | | | | | | | | | | | | | | | | | | | | | | | | | | | | | | | | | | | | | | | | | | | | | | | | | | | | | | | | | | | | | | | | | | | | | | | | | | | | | | | | | | | | | | | | | | | | | | | | | | | | | | | | | | | | | | | | | | | | | | | | | | | | | | | | | | | | | | | | | | | | | | | | | | | | | | | | | | | | | | | | | |
| 2. 12 Shane Connolly | 9 | | | | | | | | | | | | | | | | | | | | | | | | | | | | | | | | | | | | | | | | | | | | | | | | | | | | | | | | | | | | | | | | | | | | | | | | | | | | | | | | | | | | | | | | | | | | | | | | | | | | | | | | | | | | | | | | | | | | | | | | | | | | | | | | | | | | | | | | | | | | | | | | | | | | | | | | | | | | | | | | | | | | | | | | | | | | | | | | | | | | | | | | | | | | | | | | | | | | | | | | | | | | | | | | | | | | | | | | | | | | | | | | | | | | | | | | | | | | | | | | | | | | | | | | | | | | | | | | | | | | | | | | | | | | | | | | | | | | | | | | | | | | | | | | | | | | | | | | | | | | | | | | | | | | | | | | | | | | | | | | | | | | | | | | | |
| 30 Peyton Alford | 9 | | | | | | | | | | | | | | | | | | | | | | | | | | | | | | | | | | | | | | | | | | | | | | | | | | | | | | | | | | | | | | | | | | | | | | | | | | | | | | | | | | | | | | | | | | | | | | | | | | | | | | | | | | | | | | | | | | | | | | | | | | | | | | | | | | | | | | | | | | | | | | | | | | | | | | | | | | | | | | | | | | | | | | | | | | | | | | | | | | | | | | | | | | | | | | | | | | | | | | | | | | | | | | | | | | | | | | | | | | | | | | | | | | | | | | | | | | | | | | | | | | | | | | | | | | | | | | | | | | | | | | | | | | | | | | | | | | | | | | | | | | | | | | | | | | | | | | | | | | | | | | | | | | | | | | | | | | | | | | | | | | | | | | | | | |
| 4. 3 tied at..... | 4 | | | | | | | | | | | | | | | | | | | | | | | | | | | | | | | | | | | | | | | | | | | | | | | | | | | | | | | | | | | | | | | | | | | | | | | | | | | | | | | | | | | | | | | | | | | | | | | | | | | | | | | | | | | | | | | | | | | | | | | | | | | | | | | | | | | | | | | | | | | | | | | | | | | | | | | | | | | | | | | | | | | | | | | | | | | | | | | | | | | | | | | | | | | | | | | | | | | | | | | | | | | | | | | | | | | | | | | | | | | | | | | | | | | | | | | | | | | | | | | | | | | | | | | | | | | | | | | | | | | | | | | | | | | | | | | | | | | | | | | | | | | | | | | | | | | | | | | | | | | | | | | | | | | | | | | | | | | | | | | | | | | | | | | | | |
| 1. 15 Nic Psimas | 0 | | | | | | | | | | | | | | | | | | | | | | | | | | | | | | | | | | | | | | | | | | | | | | | | | | | | | | | | | | | | | | | | | | | | | | | | | | | | | | | | | | | | | | | | | | | | | | | | | | | | | | | | | | | | | | | | | | | | | | | | | | | | | | | | | | | | | | | | | | | | | | | | | | | | | | | | | | | | | | | | | | | | | | | | | | | | | | | | | | | | | | | | | | | | | | | | | | | | | | | | | | | | | | | | | | | | | | | | | | | | | | | | | | | | | | | | | | | | | | | | | | | | | | | | | | | | | | | | | | | | | | | | | | | | | | | | | | | | | | | | | | | | | | | | | | | | | | | | | | | | | | | | | | | | | | | | | | | | | | | | | | | | | | | | | |
| 47 Jonah Hurney | 0 | | | | | | | | | | | | | | | | | | | | | | | | | | | | | | | | | | | | | | | | | | | | | | | | | | | | | | | | | | | | | | | | | | | | | | | | | | | | | | | | | | | | | | | | | | | | | | | | | | | | | | | | | | | | | | | | | | | | | | | | | | | | | | | | | | | | | | | | | | | | | | | | | | | | | | | | | | | | | | | | | | | | | | | | | | | | | | | | | | | | | | | | | | | | | | | | | | | | | | | | | | | | | | | | | | | | | | | | | | | | | | | | | | | | | | | | | | | | | | | | | | | | | | | | | | | | | | | | | | | | | | | | | | | | | | | | | | | | | | | | | | | | | | | | | | | | | | | | | | | | | | | | | | | | | | | | | | | | | | | | | | | | | | | | | |
| 45 Christian Worley | 0 | | | | | | | | | | | | | | | | | | | | | | | | | | | | | | | | | | | | | | | | | | | | | | | | | | | | | | | | | | | | | | | | | | | | | | | | | | | | | | | | | | | | | | | | | | | | | | | | | | | | | | | | | | | | | | | | | | | | | | | | | | | | | | | | | | | | | | | | | | | | | | | | | | | | | | | | | | | | | | | | | | | | | | | | | | | | | | | | | | | | | | | | | | | | | | | | | | | | | | | | | | | | | | | | | | | | | | | | | | | | | | | | | | | | | | | | | | | | | | | | | | | | | | | | | | | | | | | | | | | | | | | | | | | | | | | | | | | | | | | | | | | | | | | | | | | | | | | | | | | | | | | | | | | | | | | | | | | | | | | | | | | | | | | | | |
| 4. 42 Ryan Gleason | 1 | | | | | | | | | | | | | | | | | | | | | | | | | | | | | | | | | | | | | | | | | | | | | | | | | | | | | | | | | | | | | | | | | | | | | | | | | | | | | | | | | | | | | | | | | | | | | | | | | | | | | | | | | | | | | | | | | | | | | | | | | | | | | | | | | | | | | | | | | | | | | | | | | | | | | | | | | | | | | | | | | | | | | | | | | | | | | | | | | | | | | | | | | | | | | | | | | | | | | | | | | | | | | | | | | | | | | | | | | | | | | | | | | | | | | | | | | | | | | | | | | | | | | | | | | | | | | | | | | | | | | | | | | | | | | | | | | | | | | | | | | | | | | | | | | | | | | | | | | | | | | | | | | | | | | | | | | | | | | | | | | | | | | | | | | |
| 18 Xander Hamilton | 1 | | | | | | | | | | | | | | | | | | | | | | | | | | | | | | | | | | | | | | | | | | | | | | | | | | | | | | | | | | | | | | | | | | | | | | | | | | | | | | | | | | | | | | | | | | | | | | | | | | | | | | | | | | | | | | | | | | | | | | | | | | | | | | | | | | | | | | | | | | | | | | | | | | | | | | | | | | | | | | | | | | | | | | | | | | | | | | | | | | | | | | | | | | | | | | | | | | | | | | | | | | | | | | | | | | | | | | | | | | | | | | | | | | | | | | | | | | | | | | | | | | | | | | | | | | | | | | | | | | | | | | | | | | | | | | | | | | | | | | | | | | | | | | | | | | | | | | | | | | | | | | | | | | | | | | | | | | | | | | | | | | | | | | | | | |
| 1. 46 Griffin Green | 0 | | | | | | | | | | | | | | | | | | | | | | | | | | | | | | | | | | | | | | | | | | | | | | | | | | | | | | | | | | | | | | | | | | | | | | | | | | | | | | | | | | | | | | | | | | | | | | | | | | | | | | | | | | | | | | | | | | | | | | | | | | | | | | | | | | | | | | | | | | | | | | | | | | | | | | | | | | | | | | | | | | | | | | | | | | | | | | | | | | | | | | | | | | | | | | | | | | | | | | | | | | | | | | | | | | | | | | | | | | | | | | | | | | | | | | | | | | | | | | | | | | | | | | | | | | | | | | | | | | | | | | | | | | | | | | | | | | | | | | | | | | | | | | | | | | | | | | | | | | | | | | | | | | | | | | | | | | | | | | | | | | | | | | | | | |
| 47 Jonah Hurney | 0 | | | | | | | | | | | | | | | | | | | | | | | | | | | | | | | | | | | | | | | | | | | | | | | | | | | | | | | | | | | | | | | | | | | | | | | | | | | | | | | | | | | | | | | | | | | | | | | | | | | | | | | | | | | | | | | | | | | | | | | | | | | | | | | | | | | | | | | | | | | | | | | | | | | | | | | | | | | | | | | | | | | | | | | | | | | | | | | | | | | | | | | | | | | | | | | | | | | | | | | | | | | | | | | | | | | | | | | | | | | | | | | | | | | | | | | | | | | | | | | | | | | | | | | | | | | | | | | | | | | | | | | | | | | | | | | | | | | | | | | | | | | | | | | | | | | | | | | | | | | | | | | | | | | | | | | | | | | | | | | | | | | | | | | | | |
| 45 Christian Worley | 0 | | | | | | | | | | | | | | | | | | | | | | | | | | | | | | | | | | | | | | | | | | | | | | | | | | | | | | | | | | | | | | | | | | | | | | | | | | | | | | | | | | | | | | | | | | | | | | | | | | | | | | | | | | | | | | | | | | | | | | | | | | | | | | | | | | | | | | | | | | | | | | | | | | | | | | | | | | | | | | | | | | | | | | | | | | | | | | | | | | | | | | | | | | | | | | | | | | | | | | | | | | | | | | | | | | | | | | | | | | | | | | | | | | | | | | | | | | | | | | | | | | | | | | | | | | | | | | | | | | | | | | | | | | | | | | | | | | | | | | | | | | | | | | | | | | | | | | | | | | | | | | | | | | | | | | | | | | | | | | | | | | | | | | | | | |
| 4. 15 Nic Psimas | 1 | | | | | | | | | | | | | | | | | | | | | | | | | | | | | | | | | | | | | | | | | | | | | | | | | | | | | | | | | | | | | | | | | | | | | | | | | | | | | | | | | | | | | | | | | | | | | | | | | | | | | | | | | | | | | | | | | | | | | | | | | | | | | | | | | | | | | | | | | | | | | | | | | | | | | | | | | | | | | | | | | | | | | | | | | | | | | | | | | | | | | | | | | | | | | | | | | | | | | | | | | | | | | | | | | | | | | | | | | | | | | | | | | | | | | | | | | | | | | | | | | | | | | | | | | | | | | | | | | | | | | | | | | | | | | | | | | | | | | | | | | | | | | | | | | | | | | | | | | | | | | | | | | | | | | | | | | | | | | | | | | | | | | | | | | |
| 42 Ryan Gleason | 1 | | | | | | | | | | | | | | | | | | | | | | | | | | | | | | | | | | | | | | | | | | | | | | | | | | | | | | | | | | | | | | | | | | | | | | | | | | | | | | | | | | | | | | | | | | | | | | | | | | | | | | | | | | | | | | | | | | | | | | | | | | | | | | | | | | | | | | | | | | | | | | | | | | | | | | | | | | | | | | | | | | | | | | | | | | | | | | | | | | | | | | | | | | | | | | | | | | | | | | | | | | | | | | | | | | | | | | | | | | | | | | | | | | | | | | | | | | | | | | | | | | | | | | | | | | | | | | | | | | | | | | | | | | | | | | | | | | | | | | | | | | | | | | | | | | | | | | | | | | | | | | | | | | | | | | | | | | | | | | | | | | | | | | | | | |
| 1. 20 Grant Umberger | 0 | | | | | | | | | | | | | | | | | | | | | | | | | | | | | | | | | | | | | | | | | | | | | | | | | | | | | | | | | | | | | | | | | | | | | | | | | | | | | | | | | | | | | | | | | | | | | | | | | | | | | | | | | | | | | | | | | | | | | | | | | | | | | | | | | | | | | | | | | | | | | | | | | | | | | | | | | | | | | | | | | | | | | | | | | | | | | | | | | | | | | | | | | | | | | | | | | | | | | | | | | | | | | | | | | | | | | | | | | | | | | | | | | | | | | | | | | | | | | | | | | | | | | | | | | | | | | | | | | | | | | | | | | | | | | | | | | | | | | | | | | | | | | | | | | | | | | | | | | | | | | | | | | | | | | | | | | | | | | | | | | | | | | | | | | |
| 47 Jonah Hurney | 0 | | | | | | | | | | | | | | | | | | | | | | | | | | | | | | | | | | | | | | | | | | | | | | | | | | | | | | | | | | | | | | | | | | | | | | | | | | | | | | | | | | | | | | | | | | | | | | | | | | | | | | | | | | | | | | | | | | | | | | | | | | | | | | | | | | | | | | | | | | | | | | | | | | | | | | | | | | | | | | | | | | | | | | | | | | | | | | | | | | | | | | | | | | | | | | | | | | | | | | | | | | | | | | | | | | | | | | | | | | | | | | | | | | | | | | | | | | | | | | | | | | | | | | | | | | | | | | | | | | | | | | | | | | | | | | | | | | | | | | | | | | | | | | | | | | | | | | | | | | | | | | | | | | | | | | | | | | | | | | | | | | | | | | | | | |
| 45 Christian Worley | 0 | | | | | | | | | | | | | | | | | | | | | | | | | | | | | | | | | | | | | | | | | | | | | | | | | | | | | | | | | | | | | | | | | | | | | | | | | | | | | | | | | | | | | | | | | | | | | | | | | | | | | | | | | | | | | | | | | | | | | | | | | | | | | | | | | | | | | | | | | | | | | | | | | | | | | | | | | | | | | | | | | | | | | | | | | | | | | | | | | | | | | | | | | | | | | | | | | | | | | | | | | | | | | | | | | | | | | | | | | | | | | | | | | | | | | | | | | | | | | | | | | | | | | | | | | | | | | | | | | | | | | | | | | | | | | | | | | | | | | | | | | | | | | | | | | | | | | | | | | | | | | | | | | | | | | | | | | | | | | | | | | | | | | | | | | |
| 15 Nic Psimas | 0 | | | | | | | | | | | | | | | | | | | | | | | | | | | | | | | | | | | | | | | | | | | | | | | | | | | | | | | | | | | | | | | | | | | | | | | | | | | | | | | | | | | | | | | | | | | | | | | | | | | | | | | | | | | | | | | | | | | | | | | | | | | | | | | | | | | | | | | | | | | | | | | | | | | | | | | | | | | | | | | | | | | | | | | | | | | | | | | | | | | | | | | | | | | | | | | | | | | | | | | | | | | | | | | | | | | | | | | | | | | | | | | | | | | | | | | | | | | | | | | | | | | | | | | | | | | | | | | | | | | | | | | | | | | | | | | | | | | | | | | | | | | | | | | | | | | | | | | | | | | | | | | | | | | | | | | | | | | | | | | | | | | | | | | | | |
| 44 Jackson Ritchey | 0 | | | | | | | | | | | | | | | | | | | | | | | | | | | | | | | | | | | | | | | | | | | | | | | | | | | | | | | | | | | | | | | | | | | | | | | | | | | | | | | | | | | | | | | | | | | | | | | | | | | | | | | | | | | | | | | | | | | | | | | | | | | | | | | | | | | | | | | | | | | | | | | | | | | | | | | | | | | | | | | | | | | | | | | | | | | | | | | | | | | | | | | | | | | | | | | | | | | | | | | | | | | | | | | | | | | | | | | | | | | | | | | | | | | | | | | | | | | | | | | | | | | | | | | | | | | | | | | | | | | | | | | | | | | | | | | | | | | | | | | | | | | | | | | | | | | | | | | | | | | | | | | | | | | | | | | | | | | | | | | | | | | | | | | | | |
| 1. 17 Cade Hunter | 144 | | | | | | | | | | | | | | | | | | | | | | | | | | | | | | | | | | | | | | | | | | | | | | | | | | | | | | | | | | | | | | | | | | | | | | | | | | | | | | | | | | | | | | | | | | | | | | | | | | | | | | | | | | | | | | | | | | | | | | | | | | | | | | | | | | | | | | | | | | | | | | | | | | | | | | | | | | | | | | | | | | | | | | | | | | | | | | | | | | | | | | | | | | | | | | | | | | | | | | | | | | | | | | | | | | | | | | | | | | | | | | | | | | | | | | | | | | | | | | | | | | | | | | | | | | | | | | | | | | | | | | | | | | | | | | | | | | | | | | | | | | | | | | | | | | | | | | | | | | | | | | | | | | | | | | | | | | | | | | | | | | | | | | | | | |
| 2. 7 TJ Rumfield | 128 | | | | | | | | | | | | | | | | | | | | | | | | | | | | | | | | | | | | | | | | | | | | | | | | | | | | | | | | | | | | | | | | | | | | | | | | | | | | | | | | | | | | | | | | | | | | | | | | | | | | | | | | | | | | | | | | | | | | | | | | | | | | | | | | | | | | | | | | | | | | | | | | | | | | | | | | | | | | | | | | | | | | | | | | | | | | | | | | | | | | | | | | | | | | | | | | | | | | | | | | | | | | | | | | | | | | | | | | | | | | | | | | | | | | | | | | | | | | | | | | | | | | | | | | | | | | | | | | | | | | | | | | | | | | | | | | | | | | | | | | | | | | | | | | | | | | | | | | | | | | | | | | | | | | | | | | | | | | | | | | | | | | | | | | | |
| 3. 41 Dayne Leonard | 49 | | | | | | | | | | | | | | | | | | | | | | | | | | | | | | | | | | | | | | | | | | | | | | | | | | | | | | | | | | | | | | | | | | | | | | | | | | | | | | | | | | | | | | | | | | | | | | | | | | | | | | | | | | | | | | | | | | | | | | | | | | | | | | | | | | | | | | | | | | | | | | | | | | | | | | | | | | | | | | | | | | | | | | | | | | | | | | | | | | | | | | | | | | | | | | | | | | | | | | | | | | | | | | | | | | | | | | | | | | | | | | | | | | | | | | | | | | | | | | | | | | | | | | | | | | | | | | | | | | | | | | | | | | | | | | | | | | | | | | | | | | | | | | | | | | | | | | | | | | | | | | | | | | | | | | | | | | | | | | | | | | | | | | | | | |
| 4. 19 Gavin Cross | 32 | | | | | | | | | | | | | | | | | | | | | | | | | | | | | | | | | | | | | | | | | | | | | | | | | | | | | | | | | | | | | | | | | | | | | | | | | | | | | | | | | | | | | | | | | | | | | | | | | | | | | | | | | | | | | | | | | | | | | | | | | | | | | | | | | | | | | | | | | | | | | | | | | | | | | | | | | | | | | | | | | | | | | | | | | | | | | | | | | | | | | | | | | | | | | | | | | | | | | | | | | | | | | | | | | | | | | | | | | | | | | | | | | | | | | | | | | | | | | | | | | | | | | | | | | | | | | | | | | | | | | | | | | | | | | | | | | | | | | | | | | | | | | | | | | | | | | | | | | | | | | | | | | | | | | | | | | | | | | | | | | | | | | | | | | |
| 5. 31 Jack Hurley | 26 | | | | | | | | | | | | | | | | | | | | | | | | | | | | | | | | | | | | | | | | | | | | | | | | | | | | | | | | | | | | | | | | | | | | | | | | | | | | | | | | | | | | | | | | | | | | | | | | | | | | | | | | | | | | | | | | | | | | | | | | | | | | | | | | | | | | | | | | | | | | | | | | | | | | | | | | | | | | | | | | | | | | | | | | | | | | | | | | | | | | | | | | | | | | | | | | | | | | | | | | | | | | | | | | | | | | | | | | | | | | | | | | | | | | | | | | | | | | | | | | | | | | | | | | | | | | | | | | | | | | | | | | | | | | | | | | | | | | | | | | | | | | | | | | | | | | | | | | | | | | | | | | | | | | | | | | | | | | | | | | | | | | | | | | | |
| 1. 7 TJ Rumfield | 9 | | | | | | | | | | | | | | | | | | | | | | | | | | | | | | | | | | | | | | | | | | | | | | | | | | | | | | | | | | | | | | | | | | | | | | | | | | | | | | | | | | | | | | | | | | | | | | | | | | | | | | | | | | | | | | | | | | | | | | | | | | | | | | | | | | | | | | | | | | | | | | | | | | | | | | | | | | | | | | | | | | | | | | | | | | | | | | | | | | | | | | | | | | | | | | | | | | | | | | | | | | | | | | | | | | | | | | | | | | | | | | | | | | | | | | | | | | | | | | | | | | | | | | | | | | | | | | | | | | | | | | | | | | | | | | | | | | | | | | | | | | | | | | | | | | | | | | | | | | | | | | | | | | | | | | | | | | | | | | | | | | | | | | | | | |
| 2. 8 Tanner Schobel | 8 | | | | | | | | | | | | | | | | | | | | | | | | | | | | | | | | | | | | | | | | | | | | | | | | | | | | | | | | | | | | | | | | | | | | | | | | | | | | | | | | | | | | | | | | | | | | | | | | | | | | | | | | | | | | | | | | | | | | | | | | | | | | | | | | | | | | | | | | | | | | | | | | | | | | | | | | | | | | | | | | | | | | | | | | | | | | | | | | | | | | | | | | | | | | | | | | | | | | | | | | | | | | | | | | | | | | | | | | | | | | | | | | | | | | | | | | | | | | | | | | | | | | | | | | | | | | | | | | | | | | | | | | | | | | | | | | | | | | | | | | | | | | | | | | | | | | | | | | | | | | | | | | | | | | | | | | | | | | | | | | | | | | | | | | | |
| 3. 26 Kevin Madden | 4 | | | | | | | | | | | | | | | | | | | | | | | | | | | | | | | | | | | | | | | | | | | | | | | | | | | | | | | | | | | | | | | | | | | | | | | | | | | | | | | | | | | | | | | | | | | | | | | | | | | | | | | | | | | | | | | | | | | | | | | | | | | | | | | | | | | | | | | | | | | | | | | | | | | | | | | | | | | | | | | | | | | | | | | | | | | | | | | | | | | | | | | | | | | | | | | | | | | | | | | | | | | | | | | | | | | | | | | | | | | | | | | | | | | | | | | | | | | | | | | | | | | | | | | | | | | | | | | | | | | | | | | | | | | | | | | | | | | | | | | | | | | | | | | | | | | | | | | | | | | | | | | | | | | | | | | | | | | | | | | | | | | | | | | | | |
| 4. 4 Fritz Genther | 3 | | | | | | | | | | | | | | | | | | | | | | | | | | | | | | | | | | | | | | | | | | | | | | | | | | | | | | | | | | | | | | | | | | | | | | | | | | | | | | | | | | | | | | | | | | | | | | | | | | | | | | | | | | | | | | | | | | | | | | | | | | | | | | | | | | | | | | | | | | | | | | | | | | | | | | | | | | | | | | | | | | | | | | | | | | | | | | | | | | | | | | | | | | | | | | | | | | | | | | | | | | | | | | | | | | | | | | | | | | | | | | | | | | | | | | | | | | | | | | | | | | | | | | | | | | | | | | | | | | | | | | | | | | | | | | | | | | | | | | | | | | | | | | | | | | | | | | | | | | | | | | | | | | | | | | | | | | | | | | | | | | | | | | | | | |
| 19 Gavin Cross | 3 | | | | | | | | | | | | | | | | | | | | | | | | | | | | | | | | | | | | | | | | | | | | | | | | | | | | | | | | | | | | | | | | | | | | | | | | | | | | | | | | | | | | | | | | | | | | | | | | | | | | | | | | | | | | | | | | | | | | | | | | | | | | | | | | | | | | | | | | | | | | | | | | | | | | | | | | | | | | | | | | | | | | | | | | | | | | | | | | | | | | | | | | | | | | | | | | | | | | | | | | | | | | | | | | | | | | | | | | | | | | | | | | | | | | | | | | | | | | | | | | | | | | | | | | | | | | | | | | | | | | | | | | | | | | | | | | | | | | | | | | | | | | | | | | | | | | | | | | | | | | | | | | | | | | | | | | | | | | | | | | | | | | | | | | | |
| 1. 17 Cade Hunter | 13 | | | | | | | | | | | | | | | | | | | | | | | | | | | | | | | | | | | | | | | | | | | | | | | | | | | | | | | | | | | | | | | | | | | | | | | | | | | | | | | | | | | | | | | | | | | | | | | | | | | | | | | | | | | | | | | | | | | | | | | | | | | | | | | | | | | | | | | | | | | | | | | | | | | | | | | | | | | | | | | | | | | | | | | | | | | | | | | | | | | | | | | | | | | | | | | | | | | | | | | | | | | | | | | | | | | | | | | | | | | | | | | | | | | | | | | | | | | | | | | | | | | | | | | | | | | | | | | | | | | | | | | | | | | | | | | | | | | | | | | | | | | | | | | | | | | | | | | | | | | | | | | | | | | | | | | | | | | | | | | | | | | | | | | | | |
| 2. 35 Ryan Metz | 4 | | | | | | | | | | | | | | | | | | | | | | | | | | | | | | | | | | | | | | | | | | | | | | | | | | | | | | | | | | | | | | | | | | | | | | | | | | | | | | | | | | | | | | | | | | | | | | | | | | | | | | | | | | | | | | | | | | | | | | | | | | | | | | | | | | | | | | | | | | | | | | | | | | | | | | | | | | | | | | | | | | | | | | | | | | | | | | | | | | | | | | | | | | | | | | | | | | | | | | | | | | | | | | | | | | | | | | | | | | | | | | | | | | | | | | | | | | | | | | | | | | | | | | | | | | | | | | | | | | | | | | | | | | | | | | | | | | | | | | | | | | | | | | | | | | | | | | | | | | | | | | | | | | | | | | | | | | | | | | | | | | | | | | | | | |
| 3. 41 Dayne Leonard | 3 | | | | | | | | | | | | | | | | | | | | | | | | | | | | | | | | | | | | | | | | | | | | | | | | | | | | | | | | | | | | | | | | | | | | | | | | | | | | | | | | | | | | | | | | | | | | | | | | | | | | | | | | | | | | | | | | | | | | | | | | | | | | | | | | | | | | | | | | | | | | | | | | | | | | | | | | | | | | | | | | | | | | | | | | | | | | | | | | | | | | | | | | | | | | | | | | | | | | | | | | | | | | | | | | | | | | | | | | | | | | | | | | | | | | | | | | | | | | | | | | | | | | | | | | | | | | | | | | | | | | | | | | | | | | | | | | | | | | | | | | | | | | | | | | | | | | | | | | | | | | | | | | | | | | | | | | | | | | | | | | | | | | | | | | | |
| 22 Ryan Okuda | 3 | | | | | | | | | | | | | | | | | | | | | | | | | | | | | | | | | | | | | | | | | | | | | | | | | | | | | | | | | | | | | | | | | | | | | | | | | | | | | | | | | | | | | | | | | | | | | | | | | | | | | | | | | | | | | | | | | | | | | | | | | | | | | | | | | | | | | | | | | | | | | | | | | | | | | | | | | | | | | | | | | | | | | | | | | | | | | | | | | | | | | | | | | | | | | | | | | | | | | | | | | | | | | | | | | | | | | | | | | | | | | | | | | | | | | | | | | | | | | | | | | | | | | | | | | | | | | | | | | | | | | | | | | | | | | | | | | | | | | | | | | | | | | | | | | | | | | | | | | | | | | | | | | | | | | | | | | | | | | | | | | | | | | | | | | |
| 34 Anthony Simonelli | 3 | | | | | | | | | | | | | | | | | | | | | | | | | | | | | | | | | | | | | | | | | | | | | | | | | | | | | | | | | | | | | | | | | | | | | | | | | | | | | | | | | | | | | | | | | | | | | | | | | | | | | | | | | | | | | | | | | | | | | | | | | | | | | | | | | | | | | | | | | | | | | | | | | | | | | | | | | | | | | | | | | | | | | | | | | | | | | | | | | | | | | | | | | | | | | | | | | | | | | | | | | | | | | | | | | | | | | | | | | | | | | | | | | | | | | | | | | | | | | | | | | | | | | | | | | | | | | | | | | | | | | | | | | | | | | | | | | | | | | | | | | | | | | | | | | | | | | | | | | | | | | | | | | | | | | | | | | | | | | | | | | | | | | | | | | |

MISCELLANEOUS



2021 VT Baseball
Miscellaneous Stats for Virginia Tech (as of Mar 21, 2021)
(All games)



| Multiple Hit Games | 2 | 3 | 4 | 5+ | Total |
|--------------------|----|---|---|----|-------|
| 7 TJ Rumfield | 8 | 2 | - | - | 10 |
| 19 Gavin Cross | 6 | 1 | 1 | - | 8 |
| 26 Kevin Madden | 6 | - | 1 | - | 7 |
| 8 Tanner Schobel | 4 | 1 | - | - | 5 |
| 31 Jack Hurley | 3 | 1 | - | - | 4 |
| 4 Fritz Genther | 1 | 2 | - | - | 3 |
| 11 Cade Swisher | 3 | - | - | - | 3 |
| 29 Carson Jones | 2 | - | - | - | 2 |
| 17 Cade Hunter | 2 | - | - | - | 2 |
| 23 Tanner Thomas | 2 | - | - | - | 2 |
| TEAM | 37 | 7 | 2 | 0 | 46 |

| Multiple RBI Games | 2 | 3 | 4 | 5+ | Total |
|--------------------|----|---|---|----|-------|
| 8 Tanner Schobel | 4 | 1 | 1 | - | 6 |
| 19 Gavin Cross | 2 | 2 | - | - | 4 |
| 7 TJ Rumfield | 2 | - | - | 1 | 3 |
| 31 Jack Hurley | 2 | 1 | - | - | 3 |
| 26 Kevin Madden | 3 | - | - | - | 3 |
| 17 Cade Hunter | 2 | 1 | - | - | 3 |
| 32 Lucas Donlon | 1 | 1 | - | - | 2 |
| 11 Cade Swisher | 2 | - | - | - | 2 |
| 41 Dayne Leonard | 1 | 1 | - | - | 2 |
| 4 Fritz Genther | - | - | 1 | - | 1 |
| 33 Nick Holesa | 1 | - | - | - | 1 |
| TEAM | 20 | 7 | 2 | 1 | 30 |

| Hitting Streaks | Longest | Current |
|-------------------|---------|---------|
| 7 TJ Rumfield | 10 | 10 |
| 8 Tanner Schobel | 8 | 4 |
| 19 Gavin Cross | 7 | - |
| 26 Kevin Madden | 7 | 2 |
| 11 Cade Swisher | 5 | 5 |
| 31 Jack Hurley | 4 | 1 |
| 23 Tanner Thomas | 4 | - |
| 17 Cade Hunter | 3 | - |
| 37 Jonah Seagears | 2 | - |
| 32 Lucas Donlon | 2 | - |
| 4 Fritz Genther | 2 | 2 |
| 29 Carson Jones | 2 | - |
| 41 Dayne Leonard | 1 | 1 |
| 33 Nick Holesa | 1 | 1 |

| Reached Base Streaks | Longest | Current |
|----------------------|---------|---------|
| 7 TJ Rumfield | 18 | 18 |
| 19 Gavin Cross | 11 | - |
| 8 Tanner Schobel | 9 | 4 |
| 26 Kevin Madden | 8 | 2 |
| 23 Tanner Thomas | 7 | 4 |
| 31 Jack Hurley | 6 | 6 |
| 17 Cade Hunter | 6 | - |
| 11 Cade Swisher | 5 | 5 |
| 37 Jonah Seagears | 5 | - |
| 41 Dayne Leonard | 2 | 2 |
| 29 Carson Jones | 2 | - |
| 4 Fritz Genther | 2 | 2 |
| 32 Lucas Donlon | 2 | - |
| 99 Brennan Reback | 2 | - |

STARTERS SUMMARY

| Player | GS | Position | | | | | | | | | | Batting Order | | | | | | | | | | | | |
|-------------------|----|----------|----|----|----|----|----|----|----|----|----|---------------|-----|-----|-----|-----|-----|-----|-----|-----|-----|---|----|----|
| | | p | c | 1b | 2b | 3b | ss | lf | cf | rf | of | dh | 1st | 2nd | 3rd | 4th | 5th | 6th | 7th | 8th | 9th | | | |
| 26 Kevin Madden | 18 | . | . | . | . | 18 | . | . | . | . | . | . | . | . | . | . | . | 3 | 7 | 5 | 1 | 2 | . | . |
| 7 TJ Rumfield | 18 | . | . | 16 | . | . | . | . | . | . | . | . | . | 2 | . | . | 12 | 6 | . | . | . | . | . | . |
| 8 Tanner Schobel | 18 | . | . | . | 17 | . | 1 | . | . | . | . | . | . | . | . | . | 4 | . | 5 | . | 2 | 7 | . | . |
| 19 Gavin Cross | 17 | . | . | 2 | . | . | . | . | . | . | . | 11 | . | 4 | . | . | 14 | 3 | . | . | . | . | . | . |
| 4 Fritz Genther | 17 | . | . | . | . | . | 17 | . | . | . | . | . | . | . | . | . | . | . | . | . | . | 1 | . | 16 |
| 31 Jack Hurley | 14 | . | . | . | . | . | . | . | . | 14 | . | . | . | . | . | . | 10 | . | . | . | . | 4 | . | . |
| 37 Jonah Seagear | 14 | . | . | . | . | . | . | 11 | . | 3 | . | . | . | . | . | . | 3 | . | . | 3 | 4 | 3 | 1 | . |
| 17 Cade Hunter | 12 | . | 12 | . | . | . | . | . | . | . | . | . | . | . | . | . | . | . | . | . | . | 1 | 11 | . |
| 11 Cade Swisher | 10 | . | . | . | . | . | . | . | . | . | . | 2 | . | 8 | . | . | . | . | . | 4 | 6 | . | . | . |
| 23 Tanner Thoma | 9 | . | . | . | . | . | . | 5 | . | . | . | . | 4 | . | . | . | . | . | . | 6 | . | 3 | . | . |
| 29 Carson Jones | 5 | . | . | . | . | . | . | 2 | 1 | 2 | . | . | . | . | . | . | 3 | . | . | . | 1 | 1 | . | . |
| 41 Dayne Leonard | 5 | . | 5 | . | . | . | . | . | . | . | . | . | . | . | . | . | . | . | . | . | . | . | . | 5 |
| 3 Chris Gerard | 5 | 5 | . | . | . | . | . | . | . | . | . | . | . | . | . | . | . | . | . | . | . | . | . | . |
| 30 Peyton Alford | 4 | 4 | . | . | . | . | . | . | . | . | . | . | . | . | . | . | . | . | . | . | . | . | . | . |
| 34 Anthony Simon | 3 | 3 | . | . | . | . | . | . | . | . | . | . | . | . | . | . | . | . | . | . | . | . | . | . |
| 99 Brennan Rebac | 3 | . | . | . | . | . | . | . | 3 | . | . | . | . | . | . | . | 2 | . | . | . | . | . | . | 1 |
| 22 Ryan Okuda | 2 | 2 | . | . | . | . | . | . | . | . | . | . | . | . | . | . | . | . | . | . | . | . | . | . |
| 44 Jackson Ritche | 2 | 2 | . | . | . | . | . | . | . | . | . | . | . | . | . | . | . | . | . | . | . | . | . | . |
| 35 Ryan Metz | 1 | 1 | . | . | . | . | . | . | . | . | . | . | . | . | . | . | . | . | . | . | . | . | . | . |

MISCELLANEOUS



2021 VT Baseball
Miscellaneous Stats for Virginia Tech (as of Mar 21, 2021)
(All games)

**Starting Lineup By Position
(Team W-L record when starter)**

| | | |
|----------------------|----|--------|
| PITCHER: | | |
| 3 Chris Gerard | 5 | (4-1) |
| 30 Peyton Alford | 4 | (2-2) |
| 34 Anthony Simonelli | 3 | (2-1) |
| 44 Jackson Ritchey | 2 | (0-2) |
| 22 Ryan Okuda | 2 | (2-0) |
| 35 Ryan Metz | 1 | (0-1) |
| 12 Shane Connolly | 1 | (0-1) |
| CATCHER: | | |
| 17 Cade Hunter | 12 | (7-5) |
| 41 Dayne Leonard | 5 | (3-2) |
| 5 Gehrig Ebel | 1 | (0-1) |
| FIRST BASE: | | |
| 7 TJ Rumfield | 16 | (8-8) |
| 19 Gavin Cross | 2 | (2-0) |
| SECOND BASE: | | |
| 8 Tanner Schobel | 17 | (9-8) |
| 32 Lucas Donlon | 1 | (1-0) |
| THIRD BASE: | | |
| 26 Kevin Madden | 18 | (10-8) |
| SHORTSTOP: | | |
| 4 Fritz Genther | 17 | (9-8) |
| 8 Tanner Schobel | 1 | (1-0) |
| LEFT FIELD: | | |
| 37 Jonah Seagears | 11 | (6-5) |
| 23 Tanner Thomas | 5 | (3-2) |
| 29 Carson Jones | 2 | (1-1) |
| CENTER FIELD: | | |
| 31 Jack Hurley | 14 | (8-6) |
| 99 Brennan Reback | 3 | (2-1) |
| 29 Carson Jones | 1 | (0-1) |
| RIGHT FIELD: | | |
| 19 Gavin Cross | 11 | (6-5) |
| 37 Jonah Seagears | 3 | (3-0) |
| 11 Cade Swisher | 2 | (1-1) |
| 29 Carson Jones | 2 | (0-2) |
| DESIGNATED HITTER: | | |
| 11 Cade Swisher | 8 | (4-4) |

**Starting Lineup By Lineup Spot
(Team W-L record when starter)**

| | | |
|-------------------|----|-------|
| LEADOFF: | | |
| 31 Jack Hurley | 10 | (7-3) |
| 37 Jonah Seagears | 3 | (0-3) |
| 29 Carson Jones | 3 | (1-2) |
| 99 Brennan Reback | 2 | (2-0) |
| 2ND SPOT: | | |
| 19 Gavin Cross | 14 | (9-5) |
| 8 Tanner Schobel | 4 | (1-3) |
| 3RD SPOT: | | |
| 7 TJ Rumfield | 12 | (6-6) |
| 19 Gavin Cross | 3 | (1-2) |
| 26 Kevin Madden | 3 | (3-0) |
| CLEANUP: | | |
| 26 Kevin Madden | 7 | (4-3) |
| 7 TJ Rumfield | 6 | (4-2) |
| 8 Tanner Schobel | 5 | (2-3) |
| 5TH SPOT: | | |
| 23 Tanner Thomas | 6 | (4-2) |
| 26 Kevin Madden | 5 | (2-3) |
| 11 Cade Swisher | 4 | (1-3) |
| 37 Jonah Seagears | 3 | (3-0) |
| 6TH SPOT: | | |
| 11 Cade Swisher | 6 | (4-2) |
| 31 Jack Hurley | 4 | (1-3) |
| 37 Jonah Seagears | 4 | (4-0) |
| 8 Tanner Schobel | 2 | (1-1) |
| 26 Kevin Madden | 1 | (0-1) |
| 29 Carson Jones | 1 | (0-1) |
| 7TH SPOT: | | |
| 8 Tanner Schobel | 7 | (6-1) |
| 23 Tanner Thomas | 3 | (1-2) |
| 37 Jonah Seagears | 3 | (1-2) |
| 26 Kevin Madden | 2 | (1-1) |
| 4 Fritz Genther | 1 | (0-1) |
| 29 Carson Jones | 1 | (0-1) |
| 17 Cade Hunter | 1 | (1-0) |
| 8TH SPOT: | | |
| 17 Cade Hunter | 11 | (6-5) |

GAME HIGHS



2021 VT Baseball
 Season Game Highs for Virginia Tech (as of Mar 21, 2021)
 (All games)

TEAM GAME HIGHS

Batting

| | | | |
|------------------|----|---|----------------------------------|
| At bats: | 43 | - | at Clemson (Mar 20, 2021) |
| Runs scored: | 22 | - | vs Radford (Feb 23, 2021) |
| Hits: | 16 | - | vs Radford (Feb 23, 2021) |
| RBIs: | 18 | - | vs Radford (Feb 23, 2021) |
| Doubles: | 5 | - | vs Radford (Feb 23, 2021) |
| Triples: | 1 | - | (4 times) |
| Home runs: | 3 | - | vs Radford (Feb 23, 2021) |
| | 3 | - | at Clemson (Mar 20, 2021) |
| Total bases: | 30 | - | vs Radford (Feb 23, 2021) |
| Walks: | 8 | - | vs VCU (Mar 09, 2021) |
| | 8 | - | at Clemson (Mar 20, 2021) |
| Strikeouts: | 14 | - | vs Florida State (Mar 12, 2021) |
| Sac hits: | 1 | - | at Miami (FL) (Feb 26, 2021) |
| | 1 | - | vs UNCG (Mar 16, 2021) |
| | 1 | - | at Clemson (Mar 20, 2021) |
| Sac flies: | 3 | - | vs Radford (Feb 23, 2021) |
| Stolen bases: | 6 | - | at Clemson (Mar 20, 2021) |
| Hit by pitch: | 6 | - | vs Radford (Feb 23, 2021) |
| Caught stealing: | 4 | - | vs UNCG (Mar 16, 2021) |
| Runners LOB: | 15 | - | vs VCU (Mar 09, 2021) |
| | 15 | - | at Clemson (Mar 20, 2021) |
| Hit into DP: | 2 | - | at Miami (FL) (Feb 27, 2021) |
| | 2 | - | vs North Carolina (Mar 05, 2021) |
| | 2 | - | vs UNCG (Mar 16, 2021) |

Fielding

| | | | |
|---------------|----|---|----------------------------------|
| Putouts: | 27 | - | (15 times) |
| Assists: | 15 | - | at Miami (FL) (Feb 26, 2021) |
| Errors: | 3 | - | vs North Carolina (Mar 07, 2021) |
| | 3 | - | vs Florida State (Mar 14, 2021) |
| Passed balls: | 2 | - | vs VCU (Mar 10, 2021) |
| DPs turned: | 2 | - | vs Radford (Feb 23, 2021) |

Pitching

| | | | |
|------------------|-----|---|----------------------------------|
| Innings pitched: | 9.0 | - | (15 times) |
| Runs allowed: | 14 | - | vs Florida State (Mar 14, 2021) |
| Earned runs: | 11 | - | vs Florida State (Mar 14, 2021) |
| Walks allowed: | 8 | - | vs North Carolina (Mar 07, 2021) |
| Strikeouts: | 21 | - | vs North Carolina (Mar 05, 2021) |
| Hits allowed: | 18 | - | vs Florida State (Mar 14, 2021) |
| Doubles allowed: | 4 | - | (4 times) |
| Triples allowed: | 1 | - | vs Radford (Feb 23, 2021) |
| | 1 | - | vs VCU (Mar 10, 2021) |
| | 1 | - | at Clemson (Mar 19, 2021) |
| Homers allowed: | 4 | - | vs Florida State (Mar 14, 2021) |
| Wild pitches: | 7 | - | vs UNCG (Mar 16, 2021) |
| Hit batters: | 3 | - | vs Kent State (Feb 21, 2021) |
| | 3 | - | vs North Carolina (Mar 07, 2021) |

SUMMARY



2021 VT Baseball
Games Summary for Virginia Tech (as of Mar 21, 2021)
(All games)



| Score by innings | 1 | 2 | 3 | 4 | 5 | 6 | 7 | 8 | 9 | Total |
|------------------|----|----|----|----|----|----|----|----|---|-------|
| Virginia Tech | 10 | 18 | 15 | 4 | 17 | 15 | 19 | 15 | 7 | 120 |
| Opponents | 19 | 13 | 7 | 11 | 7 | 13 | 12 | 9 | 6 | 97 |

Record when ...

| | | | |
|----------------------|------|----------------------|-----|
| Overall | 10-8 | After 6 leading | 8-1 |
| Conference | 6-6 | trailing | 1-6 |
| Non-Conference | 4-2 | tied | 1-1 |
| Home games | 7-5 | After 7 leading | 9-1 |
| Away games | 3-3 | trailing | 0-6 |
| Neutral site | 0-0 | tied | 1-1 |
| Day games | 9-6 | After 8 leading | 9-0 |
| Night games | 1-2 | trailing | 0-8 |
| vs Left starter | 3-2 | tied | 1-0 |
| vs Right starter | 7-6 | | |
| 1-Run games | 1-0 | Hit 0 home runs | 1-4 |
| 2-Run games | 3-2 | ... 1 home run | 4-2 |
| 5+Run games | 4-3 | ... 2+ home runs | 5-2 |
| Extra innings | 0-0 | | |
| Shutouts | 1-1 | Opponent 0 home runs | 5-2 |
| | | 1 home run | 4-3 |
| Scoring 0-2 runs | 0-4 | 2+ HRs | 1-3 |
| 3-5 runs | 3-1 | | |
| 6-9 runs | 3-3 | Made 0 errors | 4-2 |
| 10+ runs | 4-0 | ... 1 error | 3-2 |
| | | ... 2+ errors | 3-4 |
| Opponent 0-2 runs | 4-0 | | |
| 3-5 runs | 3-2 | Opp. made 0 errors | 5-2 |
| 6-9 runs | 3-4 | 1 error | 0-3 |
| 10+ runs | 0-2 | 2+ errors | 5-3 |
| Scored in 1st inning | 4-3 | Out-hit opponent | 6-2 |
| Opp. scored in 1st | 4-4 | Out-hit by opponent | 2-6 |
| Scores first | 4-4 | Hits are tied | 2-0 |
| Opp. scores first | 6-4 | | |

Record when team scores:

| | | | | | | | | | | | |
|------|-----|-----|-----|-----|-----|-----|-----|-----|-----|-----|-----|
| Runs | 0 | 1 | 2 | 3 | 4 | 5 | 6 | 7 | 8 | 9 | 10+ |
| W-L | 0-1 | 0-0 | 0-3 | 1-0 | 0-1 | 2-0 | 1-1 | 0-2 | 0-0 | 2-0 | 4-0 |

Record when opponent scores:

| | | | | | | | | | | | |
|------|-----|-----|-----|-----|-----|-----|-----|-----|-----|-----|-----|
| Runs | 0 | 1 | 2 | 3 | 4 | 5 | 6 | 7 | 8 | 9 | 10+ |
| W-L | 1-0 | 1-0 | 2-0 | 2-1 | 1-1 | 0-0 | 2-1 | 0-1 | 0-1 | 1-1 | 0-2 |

Record when leading after:

| | | | | | | | | |
|------|-----|-----|-----|-----|-----|-----|-----|-----|
| Inn. | 1 | 2 | 3 | 4 | 5 | 6 | 7 | 8 |
| W-L | 3-2 | 5-2 | 6-1 | 5-2 | 7-1 | 8-1 | 9-1 | 9-0 |

Record when trailing after:

| | | | | | | | | |
|------|-----|-----|-----|-----|-----|-----|-----|-----|
| Inn. | 1 | 2 | 3 | 4 | 5 | 6 | 7 | 8 |
| W-L | 3-4 | 2-5 | 2-4 | 2-4 | 2-4 | 1-6 | 0-6 | 0-8 |

Record when tied after:

| | | | | | | | | |
|------|-----|-----|-----|-----|-----|-----|-----|-----|
| Inn. | 1 | 2 | 3 | 4 | 5 | 6 | 7 | 8 |
| W-L | 4-2 | 3-1 | 2-3 | 3-2 | 1-3 | 1-1 | 1-1 | 1-0 |

Current losing streak: 1
Longest winning streak: 4
Longest losing streak: 3

Home attendance : 8965 (12 dates avg = 747)
Away attendance : 5749 (6 dates avg = 958)
Total attendance: 14714 (18 dates avg = 817)

PLAYER STATS

#34 Anthony Simonelli - 3 appearances (All games)

| Date | Opponent | GS | IP | H | R | ER | BB | SO | 2B | 3B | HR | WP | BK | HBP | IBB | Score | W-L | Sv | ERA | NP |
|--------|----------------|----|------|----|----|----|----|----|----|----|----|----|----|-----|-----|-------|-----|----|------|----|
| Feb 21 | KENT STATE-2 | * | 5.1 | 3 | 1 | 1 | 0 | 4 | 0 | 0 | 0 | 0 | 0 | 2 | 0 | 9-2 | 1-0 | 0 | 1.69 | 85 |
| Feb 28 | at Miami (FL) | * | 4.2 | 4 | 4 | 2 | 5 | 4 | 0 | 0 | 1 | 0 | 0 | 0 | 1 | 9-6 | 1-0 | 0 | 2.70 | 94 |
| Mar 07 | NORTH CAROLINA | * | 4.0 | 6 | 5 | 5 | 2 | 6 | 2 | 0 | 0 | 0 | 0 | 1 | 0 | 6-9 | 1-0 | 0 | 5.14 | 79 |
| Totals | | 3 | 14.0 | 13 | 10 | 8 | 7 | 14 | 2 | 0 | 1 | 0 | 0 | 3 | 1 | 24-17 | 1-0 | 0 | 5.14 | - |

#9 Brennan Reback - 9 games (All games)

| Date | Opponent | Pos | AB | R | H | RBI | 2B | 3B | HR | BB | SB | CS | HBP | SAC | SF | GDP | K | PO | A | E | Avg |
|--------|----------------|-------|----|---|---|-----|----|----|----|----|----|----|-----|-----|----|-----|---|----|---|---|------|
| Feb 21 | KENT STATE-1 | *of | 3 | 1 | 0 | 0 | 0 | 0 | 0 | 1 | 1 | 0 | 0 | 0 | 0 | 0 | 1 | 2 | 0 | 0 | .000 |
| Feb 21 | KENT STATE-2 | of | 0 | 0 | 0 | 0 | 0 | 0 | 0 | 0 | 0 | 0 | 0 | 0 | 0 | 0 | 0 | 0 | 0 | 0 | .000 |
| Feb 23 | RADFORD | ph/of | 0 | 2 | 0 | 0 | 0 | 0 | 0 | 1 | 0 | 0 | 1 | 0 | 0 | 0 | 0 | 2 | 0 | 0 | .000 |
| Feb 26 | at Miami (FL) | *of | 3 | 0 | 0 | 0 | 0 | 0 | 0 | 0 | 0 | 0 | 0 | 0 | 0 | 0 | 3 | 0 | 0 | 0 | .000 |
| Feb 28 | at Miami (FL) | of | 0 | 0 | 0 | 0 | 0 | 0 | 0 | 0 | 0 | 0 | 0 | 0 | 0 | 0 | 0 | 0 | 0 | 0 | .000 |
| Mar 05 | NORTH CAROLINA | of | 0 | 0 | 0 | 0 | 0 | 0 | 0 | 0 | 0 | 0 | 0 | 0 | 0 | 0 | 0 | 0 | 0 | 0 | .000 |
| Mar 07 | NORTH CAROLINA | of | 0 | 0 | 0 | 0 | 0 | 0 | 0 | 0 | 0 | 0 | 0 | 0 | 0 | 0 | 0 | 0 | 0 | 0 | .000 |
| Mar 09 | VCU | pr | 0 | 0 | 0 | 0 | 0 | 0 | 0 | 0 | 0 | 0 | 0 | 0 | 0 | 0 | 0 | 0 | 0 | 0 | .000 |
| Mar 10 | VCU | *of | 0 | 0 | 0 | 0 | 0 | 0 | 0 | 0 | 0 | 0 | 0 | 0 | 0 | 0 | 0 | 1 | 0 | 0 | .000 |
| Totals | | 3gs | 6 | 3 | 0 | 0 | 0 | 0 | 0 | 2 | 1 | 0 | 1 | 0 | 0 | 0 | 4 | 5 | 0 | 0 | .000 |

On base pct. .333 • Slugging pct. .000

#3 Chris Gerard - 4 games (All games)

| Date | Opponent | Pos | AB | R | H | RBI | 2B | 3B | HR | BB | SB | CS | HBP | SAC | SF | GDP | K | PO | A | E | Avg |
|--------|----------------|-----|----|---|---|-----|----|----|----|----|----|----|-----|-----|----|-----|---|----|---|---|------|
| Feb 27 | at Miami (FL) | *p | 0 | 0 | 0 | 0 | 0 | 0 | 0 | 0 | 0 | 0 | 0 | 0 | 0 | 0 | 0 | 0 | 1 | 0 | .000 |
| Mar 06 | NORTH CAROLINA | *p | 0 | 0 | 0 | 0 | 0 | 0 | 0 | 0 | 0 | 0 | 0 | 0 | 0 | 0 | 0 | 0 | 2 | 0 | .000 |
| Mar 13 | FLORIDA STATE | *p | 0 | 0 | 0 | 0 | 0 | 0 | 0 | 0 | 0 | 0 | 0 | 0 | 0 | 0 | 0 | 0 | 2 | 0 | .000 |
| Mar 20 | at Clemson | *p | 0 | 0 | 0 | 0 | 0 | 0 | 0 | 0 | 0 | 0 | 0 | 0 | 0 | 0 | 0 | 0 | 1 | 0 | .000 |
| Totals | | 4gs | 0 | 0 | 0 | 0 | 0 | 0 | 0 | 0 | 0 | 0 | 0 | 0 | 0 | 0 | 0 | 0 | 6 | 0 | .000 |

On base pct. .000 • Slugging pct. .000

#3 Chris Gerard - 5 appearances (All games)

| Date | Opponent | GS | IP | H | R | ER | BB | SO | 2B | 3B | HR | WP | BK | HBP | IBB | Score | W-L | Sv | ERA | NP |
|--------|----------------|----|------|----|---|----|----|----|----|----|----|----|----|-----|-----|-------|-----|----|------|-----|
| Feb 21 | KENT STATE-1 | * | 6.0 | 4 | 1 | 1 | 2 | 7 | 3 | 0 | 0 | 1 | 0 | 0 | 0 | 3-1 | 1-0 | 0 | 1.50 | 85 |
| Feb 27 | at Miami (FL) | * | 6.0 | 6 | 3 | 3 | 2 | 4 | 0 | 0 | 0 | 2 | 0 | 1 | 0 | 0-3 | 1-1 | 0 | 3.00 | 97 |
| Mar 06 | NORTH CAROLINA | * | 5.0 | 8 | 3 | 3 | 2 | 8 | 0 | 0 | 1 | 1 | 0 | 1 | 0 | 6-4 | 1-1 | 0 | 3.71 | 102 |
| Mar 13 | FLORIDA STATE | * | 7.0 | 2 | 0 | 0 | 2 | 8 | 0 | 0 | 0 | 0 | 0 | 1 | 0 | 5-0 | 2-1 | 0 | 2.62 | 112 |
| Mar 20 | at Clemson | * | 3.0 | 0 | 0 | 0 | 1 | 2 | 0 | 0 | 0 | 0 | 0 | 1 | 0 | 11-3 | 2-1 | 0 | 2.33 | - |
| Totals | | 5 | 27.0 | 20 | 7 | 7 | 9 | 29 | 3 | 0 | 1 | 4 | 0 | 4 | 0 | 25-11 | 2-1 | 0 | 2.33 | - |

#17 Cade Hunter - 14 games (All games)

| Date | Opponent | Pos | AB | R | H | RBI | 2B | 3B | HR | BB | SB | CS | HBP | SAC | SF | GDP | K | PO | A | E | Avg |
|--------|----------------|------|----|---|---|-----|----|----|----|----|----|----|-----|-----|----|-----|----|-----|---|---|------|
| Feb 21 | KENT STATE-1 | *c | 3 | 0 | 0 | 0 | 0 | 0 | 0 | 0 | 0 | 0 | 0 | 0 | 0 | 0 | 2 | 9 | 1 | 0 | .000 |
| Feb 23 | RADFORD | *c | 3 | 1 | 1 | 3 | 0 | 0 | 1 | 0 | 0 | 0 | 1 | 0 | 0 | 0 | 0 | 10 | 0 | 0 | .167 |
| Feb 26 | at Miami (FL) | *c | 4 | 1 | 1 | 2 | 0 | 0 | 1 | 0 | 0 | 0 | 0 | 0 | 0 | 0 | 2 | 11 | 1 | 0 | .200 |
| Feb 27 | at Miami (FL) | *c | 3 | 0 | 0 | 0 | 0 | 0 | 0 | 0 | 0 | 0 | 0 | 0 | 0 | 0 | 1 | 7 | 0 | 0 | .154 |
| Feb 28 | at Miami (FL) | ph/c | 2 | 0 | 0 | 0 | 0 | 0 | 0 | 0 | 0 | 0 | 1 | 0 | 0 | 0 | 0 | 4 | 0 | 0 | .133 |
| Mar 05 | NORTH CAROLINA | *c | 4 | 1 | 2 | 2 | 0 | 0 | 1 | 0 | 0 | 0 | 0 | 0 | 0 | 0 | 1 | 21 | 0 | 0 | .211 |
| Mar 06 | NORTH CAROLINA | *c | 3 | 0 | 0 | 1 | 0 | 0 | 0 | 0 | 0 | 0 | 0 | 0 | 1 | 0 | 0 | 14 | 1 | 0 | .182 |
| Mar 09 | VCU | *c | 4 | 1 | 2 | 1 | 0 | 0 | 0 | 1 | 0 | 0 | 0 | 0 | 0 | 0 | 1 | 13 | 1 | 1 | .231 |
| Mar 10 | VCU | c | 2 | 0 | 1 | 0 | 0 | 0 | 0 | 0 | 0 | 0 | 0 | 0 | 0 | 0 | 0 | 7 | 1 | 0 | .250 |
| Mar 12 | FLORIDA STATE | *c | 4 | 0 | 1 | 0 | 0 | 0 | 0 | 0 | 0 | 0 | 0 | 0 | 0 | 0 | 3 | 14 | 1 | 0 | .250 |
| Mar 13 | FLORIDA STATE | *c | 3 | 0 | 0 | 0 | 0 | 0 | 0 | 0 | 0 | 0 | 1 | 0 | 0 | 0 | 2 | 10 | 0 | 0 | .229 |
| Mar 14 | FLORIDA STATE | *c | 2 | 1 | 0 | 0 | 0 | 0 | 0 | 1 | 0 | 0 | 0 | 0 | 0 | 0 | 0 | 7 | 0 | 0 | .216 |
| Mar 16 | UNCG | *c | 3 | 0 | 0 | 0 | 0 | 0 | 0 | 1 | 0 | 0 | 0 | 0 | 0 | 1 | 1 | 9 | 1 | 0 | .200 |
| Mar 19 | at Clemson | *c | 2 | 0 | 0 | 0 | 0 | 0 | 0 | 0 | 0 | 0 | 0 | 0 | 0 | 0 | 2 | 8 | 1 | 0 | .190 |
| Totals | | 12gs | 42 | 5 | 8 | 9 | 0 | 0 | 3 | 3 | 0 | 0 | 3 | 0 | 1 | 1 | 15 | 144 | 8 | 1 | .190 |

On base pct. .286 • Slugging pct. .405

PLAYER STATS

#29 Carson Jones - 10 games (All games)

| Date | Opponent | Pos | AB | R | H | RBI | 2B | 3B | HR | BB | SB | CS | HBP | SAC | SF | GDP | K | PO | A | E | Avg | |
|--------|---------------|--------|----|---|---|-----|----|----|----|----|----|----|-----|-----|----|-----|---|----|---|---|------|-------|
| Feb 21 | KENT STATE-2 | ph | 1 | 0 | 1 | 1 | 0 | 0 | 0 | 0 | 0 | 0 | 0 | 0 | 0 | 0 | 0 | 0 | 0 | 0 | 0 | 1.000 |
| Feb 23 | RADFORD | pr/dh | 2 | 2 | 2 | 1 | 1 | 0 | 0 | 1 | 0 | 0 | 0 | 0 | 0 | 0 | 0 | 0 | 0 | 0 | 0 | 1.000 |
| Mar 10 | VCU | of | 1 | 0 | 0 | 0 | 0 | 0 | 0 | 0 | 0 | 0 | 0 | 0 | 0 | 0 | 1 | 2 | 0 | 0 | .750 | |
| Mar 12 | FLORIDA STATE | ph | 1 | 0 | 0 | 0 | 0 | 0 | 0 | 0 | 0 | 0 | 0 | 0 | 0 | 0 | 0 | 0 | 0 | 0 | .600 | |
| Mar 13 | FLORIDA STATE | ph/of | 1 | 0 | 0 | 1 | 0 | 0 | 0 | 0 | 0 | 0 | 0 | 0 | 1 | 1 | 0 | 0 | 0 | 0 | .500 | |
| Mar 14 | FLORIDA STATE | *of | 3 | 1 | 2 | 0 | 2 | 0 | 0 | 1 | 0 | 0 | 0 | 0 | 0 | 0 | 0 | 1 | 0 | 0 | .556 | |
| Mar 16 | UNCG | *of | 4 | 0 | 0 | 0 | 0 | 0 | 0 | 0 | 0 | 0 | 0 | 0 | 0 | 0 | 0 | 1 | 0 | 0 | .385 | |
| Mar 19 | at Clemson | *of | 5 | 1 | 1 | 0 | 0 | 0 | 0 | 0 | 0 | 0 | 0 | 0 | 0 | 0 | 2 | 0 | 0 | 0 | .333 | |
| Mar 20 | at Clemson | *of/of | 5 | 1 | 1 | 0 | 0 | 0 | 0 | 1 | 2 | 0 | 0 | 0 | 0 | 0 | 3 | 3 | 0 | 0 | .304 | |
| Mar 21 | at Clemson | *of | 3 | 0 | 0 | 0 | 0 | 0 | 0 | 0 | 0 | 0 | 0 | 0 | 0 | 0 | 1 | 0 | 0 | 0 | .269 | |
| Totals | | 5gs | 26 | 5 | 7 | 3 | 3 | 0 | 0 | 3 | 2 | 0 | 0 | 0 | 1 | 1 | 7 | 7 | 0 | 0 | .269 | |

On base pct. .333 • Slugging pct. .385

#11 Cade Swisher - 12 games (All games)

| Date | Opponent | Pos | AB | R | H | RBI | 2B | 3B | HR | BB | SB | CS | HBP | SAC | SF | GDP | K | PO | A | E | Avg |
|--------|----------------|-------|----|---|---|-----|----|----|----|----|----|----|-----|-----|----|-----|----|----|---|---|------|
| Feb 21 | KENT STATE-1 | *dh | 1 | 1 | 0 | 1 | 0 | 0 | 0 | 3 | 0 | 0 | 0 | 0 | 0 | 0 | 0 | 0 | 0 | 0 | .000 |
| Feb 21 | KENT STATE-2 | *dh | 2 | 0 | 0 | 2 | 0 | 0 | 0 | 1 | 0 | 0 | 0 | 0 | 1 | 0 | 0 | 0 | 0 | 0 | .000 |
| Feb 23 | RADFORD | *dh | 2 | 0 | 0 | 0 | 0 | 0 | 0 | 0 | 0 | 0 | 0 | 0 | 0 | 0 | 1 | 0 | 0 | 0 | .000 |
| Mar 07 | NORTH CAROLINA | ph/dh | 3 | 0 | 0 | 0 | 0 | 0 | 0 | 0 | 0 | 0 | 0 | 0 | 0 | 0 | 2 | 0 | 0 | 0 | .000 |
| Mar 09 | VCU | *dh | 4 | 1 | 2 | 2 | 1 | 0 | 0 | 1 | 0 | 0 | 0 | 0 | 0 | 0 | 2 | 0 | 0 | 0 | .167 |
| Mar 10 | VCU | *dh | 1 | 0 | 0 | 0 | 0 | 0 | 0 | 1 | 0 | 0 | 0 | 0 | 0 | 0 | 0 | 0 | 0 | 0 | .154 |
| Mar 12 | FLORIDA STATE | *dh | 3 | 0 | 0 | 0 | 0 | 0 | 0 | 0 | 0 | 0 | 0 | 0 | 0 | 0 | 1 | 0 | 0 | 0 | .125 |
| Mar 14 | FLORIDA STATE | ph/of | 2 | 0 | 2 | 0 | 1 | 0 | 0 | 0 | 0 | 0 | 0 | 0 | 0 | 0 | 0 | 0 | 0 | 0 | .222 |
| Mar 16 | UNCG | *dh | 3 | 0 | 2 | 1 | 1 | 0 | 0 | 1 | 0 | 1 | 0 | 0 | 0 | 0 | 1 | 0 | 0 | 0 | .286 |
| Mar 19 | at Clemson | *dh | 4 | 0 | 1 | 0 | 0 | 0 | 0 | 0 | 0 | 0 | 0 | 0 | 0 | 0 | 3 | 0 | 0 | 0 | .280 |
| Mar 20 | at Clemson | *of | 3 | 2 | 1 | 1 | 0 | 0 | 1 | 2 | 1 | 0 | 0 | 0 | 0 | 0 | 0 | 0 | 0 | 0 | .286 |
| Mar 21 | at Clemson | *of | 4 | 0 | 1 | 0 | 0 | 0 | 0 | 0 | 0 | 1 | 0 | 0 | 0 | 0 | 2 | 1 | 0 | 0 | .281 |
| Totals | | 10gs | 32 | 4 | 9 | 7 | 3 | 0 | 1 | 9 | 1 | 2 | 0 | 0 | 1 | 0 | 12 | 1 | 0 | 0 | .281 |

On base pct. .429 • Slugging pct. .469

#45 Christian Worley - 1 appearance (All games)

| Date | Opponent | GS | IP | H | R | ER | BB | SO | 2B | 3B | HR | WP | BK | HBP | IBB | Score | W-L | Sv | ERA | NP |
|--------|----------|----|-----|---|---|----|----|----|----|----|----|----|----|-----|-----|-------|-----|----|------|----|
| Mar 16 | UNCG | | 0.2 | 0 | 0 | 0 | 0 | 2 | 0 | 0 | 0 | 0 | 0 | 0 | 0 | 2-7 | 0-0 | 0 | 0.00 | 6 |
| Totals | | 0 | 0.2 | 0 | 0 | 0 | 0 | 2 | 0 | 0 | 0 | 0 | 0 | 0 | 0 | 2-7 | 0-0 | 0 | 0.00 | - |

#41 Dayne Leonard - 9 games (All games)

| Date | Opponent | Pos | AB | R | H | RBI | 2B | 3B | HR | BB | SB | CS | HBP | SAC | SF | GDP | K | PO | A | E | Avg |
|--------|----------------|-------|----|---|---|-----|----|----|----|----|----|----|-----|-----|----|-----|----|----|---|---|------|
| Feb 21 | KENT STATE-2 | *c | 3 | 1 | 0 | 0 | 0 | 0 | 0 | 1 | 0 | 0 | 0 | 0 | 0 | 0 | 2 | 8 | 1 | 0 | .000 |
| Feb 23 | RADFORD | ph/3b | 1 | 2 | 1 | 3 | 1 | 0 | 0 | 0 | 0 | 0 | 1 | 0 | 0 | 0 | 0 | 0 | 0 | 0 | .250 |
| Feb 28 | at Miami (FL) | *c | 2 | 0 | 0 | 0 | 0 | 0 | 0 | 0 | 0 | 0 | 0 | 0 | 0 | 0 | 1 | 3 | 2 | 0 | .167 |
| Mar 07 | NORTH CAROLINA | *c | 3 | 0 | 0 | 0 | 0 | 0 | 0 | 1 | 0 | 0 | 0 | 0 | 0 | 0 | 3 | 13 | 1 | 0 | .111 |
| Mar 12 | FLORIDA STATE | 2b | 0 | 0 | 0 | 0 | 0 | 0 | 0 | 0 | 0 | 0 | 0 | 0 | 0 | 0 | 0 | 1 | 0 | 0 | .111 |
| Mar 14 | FLORIDA STATE | c | 1 | 0 | 0 | 1 | 0 | 0 | 0 | 0 | 0 | 0 | 0 | 0 | 0 | 0 | 0 | 1 | 0 | 0 | .100 |
| Mar 19 | at Clemson | c | 1 | 0 | 0 | 0 | 0 | 0 | 0 | 0 | 0 | 0 | 0 | 0 | 0 | 0 | 1 | 2 | 0 | 0 | .091 |
| Mar 20 | at Clemson | *c | 4 | 0 | 0 | 2 | 0 | 0 | 0 | 1 | 0 | 0 | 0 | 1 | 0 | 0 | 2 | 8 | 0 | 0 | .067 |
| Mar 21 | at Clemson | *c | 2 | 1 | 1 | 1 | 0 | 0 | 1 | 1 | 0 | 0 | 0 | 0 | 0 | 0 | 1 | 13 | 0 | 0 | .118 |
| Totals | | 5gs | 17 | 4 | 2 | 7 | 1 | 0 | 1 | 4 | 0 | 0 | 1 | 1 | 0 | 0 | 10 | 49 | 4 | 0 | .118 |

On base pct. .318 • Slugging pct. .353

PLAYER STATS

#4 Fritz Genter - 18 games (All games)

| Date | Opponent | Pos | AB | R | H | RBI | 2B | 3B | HR | BB | SB | CS | HBP | SAC | SF | GDP | K | PO | A | E | Avg |
|--------|----------------|------|----|----|----|-----|----|----|----|----|----|----|-----|-----|----|-----|----|----|----|---|------|
| Feb 21 | KENT STATE-1 | *ss | 3 | 0 | 0 | 0 | 0 | 0 | 0 | 0 | 0 | 0 | 0 | 0 | 0 | 0 | 1 | 0 | 3 | 0 | .000 |
| Feb 21 | KENT STATE-2 | *ss | 2 | 1 | 0 | 0 | 0 | 0 | 0 | 2 | 2 | 0 | 0 | 0 | 0 | 0 | 0 | 1 | 0 | 0 | .000 |
| Feb 23 | RADFORD | *ss | 5 | 3 | 3 | 0 | 0 | 0 | 0 | 1 | 0 | 0 | 0 | 0 | 0 | 0 | 1 | 0 | 2 | 1 | .300 |
| Feb 26 | at Miami (FL) | *ss | 3 | 0 | 0 | 0 | 0 | 0 | 0 | 0 | 0 | 0 | 0 | 0 | 0 | 0 | 1 | 2 | 4 | 0 | .231 |
| Feb 27 | at Miami (FL) | *ss | 3 | 0 | 0 | 0 | 0 | 0 | 0 | 0 | 0 | 0 | 0 | 0 | 0 | 0 | 2 | 4 | 4 | 0 | .188 |
| Feb 28 | at Miami (FL) | *ss | 5 | 1 | 1 | 1 | 0 | 0 | 1 | 0 | 0 | 1 | 0 | 0 | 0 | 0 | 3 | 2 | 1 | 1 | .190 |
| Mar 05 | NORTH CAROLINA | *ss | 4 | 1 | 1 | 0 | 0 | 0 | 0 | 0 | 0 | 0 | 0 | 0 | 0 | 0 | 1 | 0 | 1 | 0 | .200 |
| Mar 06 | NORTH CAROLINA | *ss | 4 | 0 | 0 | 0 | 0 | 0 | 0 | 0 | 0 | 0 | 0 | 0 | 0 | 0 | 1 | 2 | 2 | 1 | .172 |
| Mar 07 | NORTH CAROLINA | *ss | 1 | 1 | 0 | 0 | 0 | 0 | 0 | 2 | 0 | 0 | 1 | 0 | 0 | 0 | 0 | 1 | 1 | 1 | .167 |
| Mar 09 | VCU | ss | 0 | 0 | 0 | 0 | 0 | 0 | 0 | 0 | 0 | 0 | 0 | 0 | 0 | 0 | 0 | 0 | 0 | 0 | .167 |
| Mar 10 | VCU | *ss | 5 | 0 | 1 | 1 | 1 | 0 | 0 | 0 | 0 | 0 | 0 | 0 | 0 | 0 | 2 | 1 | 1 | 1 | .171 |
| Mar 12 | FLORIDA STATE | *ss | 2 | 0 | 0 | 1 | 0 | 0 | 0 | 0 | 0 | 0 | 0 | 0 | 1 | 0 | 2 | 1 | 0 | 0 | .162 |
| Mar 13 | FLORIDA STATE | *ss | 4 | 1 | 1 | 0 | 1 | 0 | 0 | 0 | 1 | 0 | 0 | 0 | 0 | 0 | 1 | 2 | 3 | 0 | .171 |
| Mar 14 | FLORIDA STATE | *ss | 5 | 0 | 1 | 0 | 0 | 0 | 0 | 0 | 0 | 0 | 0 | 0 | 0 | 0 | 2 | 2 | 3 | 0 | .174 |
| Mar 16 | UNCG | *ss | 0 | 0 | 0 | 0 | 0 | 0 | 0 | 0 | 0 | 0 | 0 | 0 | 0 | 0 | 0 | 1 | 1 | 0 | .174 |
| Mar 19 | at Clemson | *ss | 3 | 0 | 0 | 0 | 0 | 0 | 0 | 0 | 0 | 0 | 0 | 0 | 0 | 0 | 0 | 1 | 0 | 0 | .163 |
| Mar 20 | at Clemson | *ss | 4 | 2 | 3 | 4 | 1 | 0 | 1 | 1 | 0 | 0 | 0 | 0 | 0 | 0 | 1 | 2 | 1 | 0 | .208 |
| Mar 21 | at Clemson | *ss | 3 | 0 | 2 | 0 | 1 | 0 | 0 | 0 | 0 | 0 | 0 | 0 | 0 | 0 | 1 | 0 | 3 | 0 | .232 |
| Totals | | 17gs | 56 | 10 | 13 | 7 | 4 | 0 | 2 | 6 | 3 | 1 | 1 | 0 | 1 | 0 | 17 | 23 | 30 | 5 | .232 |

On base pct. .312 • Slugging pct. .411

#19 Gavin Cross - 17 games (All games)

| Date | Opponent | Pos | AB | R | H | RBI | 2B | 3B | HR | BB | SB | CS | HBP | SAC | SF | GDP | K | PO | A | E | Avg |
|--------|----------------|------|----|----|----|-----|----|----|----|----|----|----|-----|-----|----|-----|----|----|---|---|------|
| Feb 21 | KENT STATE-1 | *of | 4 | 0 | 0 | 0 | 0 | 0 | 0 | 0 | 0 | 0 | 0 | 0 | 0 | 0 | 1 | 3 | 0 | 0 | .000 |
| Feb 21 | KENT STATE-2 | *of | 4 | 2 | 2 | 3 | 0 | 0 | 1 | 0 | 0 | 0 | 0 | 0 | 1 | 0 | 1 | 7 | 0 | 0 | .250 |
| Feb 23 | RADFORD | *of | 4 | 2 | 2 | 2 | 1 | 0 | 0 | 0 | 0 | 0 | 1 | 0 | 1 | 0 | 0 | 1 | 0 | 0 | .333 |
| Feb 26 | at Miami (FL) | *1b | 4 | 1 | 1 | 0 | 0 | 1 | 0 | 0 | 0 | 0 | 0 | 0 | 0 | 0 | 0 | 6 | 1 | 0 | .312 |
| Feb 27 | at Miami (FL) | *of | 4 | 0 | 0 | 0 | 0 | 0 | 0 | 0 | 0 | 0 | 0 | 0 | 0 | 0 | 2 | 0 | 0 | 0 | .250 |
| Feb 28 | at Miami (FL) | *of | 4 | 2 | 2 | 2 | 0 | 0 | 1 | 1 | 0 | 0 | 0 | 0 | 0 | 0 | 0 | 3 | 0 | 0 | .292 |
| Mar 05 | NORTH CAROLINA | *1b | 5 | 2 | 3 | 1 | 2 | 0 | 0 | 0 | 0 | 0 | 0 | 0 | 0 | 0 | 1 | 2 | 1 | 0 | .345 |
| Mar 06 | NORTH CAROLINA | *of | 2 | 1 | 0 | 0 | 0 | 0 | 0 | 2 | 0 | 1 | 0 | 0 | 0 | 0 | 0 | 0 | 0 | 0 | .323 |
| Mar 07 | NORTH CAROLINA | *of | 2 | 2 | 0 | 0 | 0 | 0 | 0 | 1 | 0 | 0 | 2 | 0 | 0 | 0 | 1 | 3 | 1 | 0 | .303 |
| Mar 09 | VCU | *of | 5 | 1 | 1 | 0 | 1 | 0 | 0 | 1 | 0 | 1 | 0 | 0 | 0 | 0 | 0 | 1 | 1 | 0 | .289 |
| Mar 10 | VCU | *of | 5 | 3 | 4 | 0 | 0 | 1 | 0 | 0 | 2 | 0 | 0 | 0 | 0 | 0 | 0 | 1 | 0 | 0 | .349 |
| Mar 12 | FLORIDA STATE | *of | 5 | 1 | 2 | 1 | 0 | 0 | 1 | 0 | 0 | 0 | 0 | 0 | 0 | 0 | 1 | 4 | 0 | 0 | .354 |
| Mar 13 | FLORIDA STATE | *dh | 2 | 1 | 1 | 0 | 0 | 0 | 0 | 0 | 0 | 0 | 2 | 0 | 0 | 0 | 1 | 0 | 0 | 0 | .360 |
| Mar 14 | FLORIDA STATE | *dh | 2 | 1 | 2 | 3 | 0 | 0 | 1 | 1 | 0 | 1 | 0 | 0 | 1 | 0 | 0 | 0 | 0 | 0 | .385 |
| Mar 19 | at Clemson | *of | 4 | 0 | 1 | 0 | 0 | 0 | 0 | 0 | 0 | 0 | 0 | 0 | 0 | 0 | 0 | 1 | 0 | 0 | .375 |
| Mar 20 | at Clemson | *dh | 4 | 0 | 2 | 1 | 0 | 0 | 0 | 1 | 0 | 0 | 0 | 0 | 0 | 0 | 0 | 0 | 0 | 0 | .383 |
| Mar 21 | at Clemson | *dh | 4 | 0 | 0 | 0 | 0 | 0 | 0 | 0 | 0 | 0 | 0 | 0 | 0 | 0 | 3 | 0 | 0 | 0 | .359 |
| Totals | | 17gs | 64 | 19 | 23 | 13 | 4 | 2 | 4 | 7 | 2 | 3 | 5 | 0 | 3 | 0 | 11 | 32 | 4 | 0 | .359 |

On base pct. .443 • Slugging pct. .672

#5 Gehrig Ebel - 5 games (All games)

| Date | Opponent | Pos | AB | R | H | RBI | 2B | 3B | HR | BB | SB | CS | HBP | SAC | SF | GDP | K | PO | A | E | Avg |
|--------|----------------|------|----|---|---|-----|----|----|----|----|----|----|-----|-----|----|-----|---|----|---|---|------|
| Feb 23 | RADFORD | ph/c | 2 | 0 | 1 | 1 | 0 | 0 | 0 | 0 | 0 | 0 | 0 | 0 | 0 | 0 | 1 | 3 | 0 | 0 | .500 |
| Mar 05 | NORTH CAROLINA | pr | 0 | 0 | 0 | 0 | 0 | 0 | 0 | 0 | 0 | 0 | 0 | 0 | 0 | 0 | 0 | 0 | 0 | 0 | .500 |
| Mar 10 | VCU | *c | 2 | 0 | 0 | 0 | 0 | 0 | 0 | 0 | 0 | 0 | 0 | 0 | 0 | 0 | 0 | 4 | 0 | 0 | .250 |
| Mar 12 | FLORIDA STATE | pr | 0 | 0 | 0 | 0 | 0 | 0 | 0 | 0 | 0 | 0 | 0 | 0 | 0 | 0 | 0 | 0 | 0 | 0 | .250 |
| Mar 14 | FLORIDA STATE | ph | 0 | 1 | 0 | 0 | 0 | 0 | 0 | 1 | 0 | 0 | 0 | 0 | 0 | 0 | 0 | 0 | 0 | 0 | .250 |
| Totals | | 1gs | 4 | 1 | 1 | 1 | 0 | 0 | 0 | 1 | 0 | 0 | 0 | 0 | 0 | 0 | 1 | 7 | 0 | 0 | .250 |

On base pct. .400 • Slugging pct. .250

PLAYER STATS

#51 Graham Firoved - 6 appearances (All games)

| Date | Opponent | GS | IP | H | R | ER | BB | SO | 2B | 3B | HR | WP | BK | HBP | IBB | Score | W-L | Sv | ERA | NP |
|--------|----------------|----|-----|---|---|----|----|----|----|----|----|----|----|-----|-----|-------|-----|----|------|----|
| Feb 21 | KENT STATE-2 | | 0.0 | 1 | 0 | 0 | 0 | 0 | 0 | 0 | 0 | 0 | 0 | 0 | 0 | 9-2 | 0-0 | 0 | 0.00 | 4 |
| Mar 06 | NORTH CAROLINA | | 2.0 | 0 | 0 | 0 | 2 | 6 | 0 | 0 | 0 | 0 | 0 | 0 | 0 | 6-4 | 1-0 | 0 | 0.00 | 43 |
| Mar 09 | VCU | | 2.0 | 1 | 0 | 0 | 0 | 2 | 1 | 0 | 0 | 1 | 0 | 0 | 0 | 10-9 | 1-0 | 0 | 0.00 | 26 |
| Mar 13 | FLORIDA STATE | | 0.0 | 0 | 0 | 0 | 0 | 0 | 0 | 0 | 0 | 0 | 0 | 1 | 0 | 5-0 | 1-0 | 0 | 0.00 | 1 |
| Mar 14 | FLORIDA STATE | | 0.2 | 0 | 1 | 1 | 1 | 0 | 0 | 0 | 0 | 0 | 0 | 0 | 0 | 7-14 | 1-0 | 0 | 1.93 | 17 |
| Mar 21 | at Clemson | | 0.2 | 0 | 1 | 1 | 1 | 1 | 0 | 0 | 0 | 0 | 0 | 0 | 0 | 2-4 | 1-0 | 0 | 3.38 | - |
| Totals | | 0 | 5.1 | 2 | 2 | 2 | 4 | 9 | 1 | 0 | 0 | 1 | 0 | 1 | 0 | 39-33 | 1-0 | 0 | 3.38 | - |

#46 Griffin Green - 2 appearances (All games)

| Date | Opponent | GS | IP | H | R | ER | BB | SO | 2B | 3B | HR | WP | BK | HBP | IBB | Score | W-L | Sv | ERA | NP |
|--------|---------------|----|-----|---|---|----|----|----|----|----|----|----|----|-----|-----|-------|-----|----|-------|----|
| Mar 10 | VCU | | 1.2 | 5 | 4 | 4 | 0 | 3 | 1 | 0 | 0 | 0 | 0 | 1 | 0 | 7-10 | 0-0 | 0 | 21.60 | 42 |
| Mar 14 | FLORIDA STATE | | 1.0 | 2 | 0 | 0 | 0 | 2 | 0 | 0 | 0 | 1 | 0 | 0 | 0 | 7-14 | 0-0 | 0 | 13.50 | 18 |
| Totals | | 0 | 2.2 | 7 | 4 | 4 | 0 | 5 | 1 | 0 | 0 | 1 | 0 | 1 | 0 | 14-24 | 0-0 | 0 | 13.50 | - |

#20 Grant Umberger - 1 game (All games)

| Date | Opponent | Pos | AB | R | H | RBI | 2B | 3B | HR | BB | SB | CS | HBP | SAC | SF | GDP | K | PO | A | E | Avg |
|--------|----------|-----|----|---|---|-----|----|----|----|----|----|----|-----|-----|----|-----|---|----|---|---|------|
| Mar 16 | UNCG | p | 0 | 0 | 0 | 0 | 0 | 0 | 0 | 0 | 0 | 0 | 0 | 0 | 0 | 0 | 0 | 0 | 0 | 1 | .000 |
| Totals | | 0gs | 0 | 0 | 0 | 0 | 0 | 0 | 0 | 0 | 0 | 0 | 0 | 0 | 0 | 0 | 0 | 0 | 0 | 1 | .000 |

On base pct. .000 • Slugging pct. .000

#20 Grant Umberger - 4 appearances (All games)

| Date | Opponent | GS | IP | H | R | ER | BB | SO | 2B | 3B | HR | WP | BK | HBP | IBB | Score | W-L | Sv | ERA | NP |
|--------|----------------|----|-----|---|---|----|----|----|----|----|----|----|----|-----|-----|-------|-----|----|------|----|
| Feb 23 | RADFORD | | 1.0 | 1 | 0 | 0 | 1 | 2 | 0 | 0 | 0 | 1 | 0 | 0 | 0 | 22-2 | 0-0 | 0 | 0.00 | 25 |
| Feb 27 | at Miami (FL) | | 0.0 | 0 | 0 | 0 | 1 | 0 | 0 | 0 | 0 | 0 | 0 | 0 | 0 | 0-3 | 0-0 | 0 | 0.00 | 4 |
| Mar 07 | NORTH CAROLINA | | 0.1 | 0 | 0 | 0 | 1 | 0 | 0 | 0 | 0 | 1 | 0 | 1 | 1 | 6-9 | 0-0 | 0 | 0.00 | 7 |
| Mar 16 | UNCG | | 0.1 | 1 | 1 | 1 | 1 | 1 | 0 | 0 | 0 | 0 | 0 | 0 | 0 | 2-7 | 0-0 | 0 | 5.40 | 17 |
| Totals | | 0 | 1.2 | 2 | 1 | 1 | 4 | 3 | 0 | 0 | 0 | 2 | 0 | 1 | 1 | 30-21 | 0-0 | 0 | 5.40 | - |

#40 Henry Weycker - 3 appearances (All games)

| Date | Opponent | GS | IP | H | R | ER | BB | SO | 2B | 3B | HR | WP | BK | HBP | IBB | Score | W-L | Sv | ERA | NP |
|--------|---------------|----|-----|---|---|----|----|----|----|----|----|----|----|-----|-----|-------|-----|----|------|----|
| Feb 21 | KENT STATE-1 | | 0.1 | 1 | 0 | 0 | 0 | 0 | 0 | 0 | 0 | 0 | 0 | 0 | 0 | 3-1 | 0-0 | 0 | 0.00 | 5 |
| Feb 23 | RADFORD | | 1.0 | 0 | 0 | 0 | 2 | 1 | 0 | 0 | 0 | 1 | 0 | 0 | 0 | 22-2 | 0-0 | 0 | 0.00 | 25 |
| Feb 28 | at Miami (FL) | | 0.1 | 1 | 0 | 0 | 0 | 0 | 0 | 0 | 0 | 0 | 0 | 0 | 0 | 9-6 | 0-0 | 0 | 0.00 | 7 |
| Totals | | 0 | 1.2 | 2 | 0 | 0 | 2 | 1 | 0 | 0 | 0 | 1 | 0 | 0 | 0 | 34-9 | 0-0 | 0 | 0.00 | - |

#38 Jaison Heard - 4 games (All games)

| Date | Opponent | Pos | AB | R | H | RBI | 2B | 3B | HR | BB | SB | CS | HBP | SAC | SF | GDP | K | PO | A | E | Avg |
|--------|---------------|-----|----|---|---|-----|----|----|----|----|----|----|-----|-----|----|-----|---|----|---|---|------|
| Feb 28 | at Miami (FL) | p | 0 | 0 | 0 | 0 | 0 | 0 | 0 | 0 | 0 | 0 | 0 | 0 | 0 | 0 | 0 | 0 | 1 | 0 | .000 |
| Mar 12 | FLORIDA STATE | p | 0 | 0 | 0 | 0 | 0 | 0 | 0 | 0 | 0 | 0 | 0 | 0 | 0 | 0 | 0 | 0 | 0 | 1 | .000 |
| Mar 14 | FLORIDA STATE | p | 0 | 0 | 0 | 0 | 0 | 0 | 0 | 0 | 0 | 0 | 0 | 0 | 0 | 0 | 0 | 0 | 0 | 0 | .000 |
| Mar 20 | at Clemson | p | 0 | 0 | 0 | 0 | 0 | 0 | 0 | 0 | 0 | 0 | 0 | 0 | 0 | 0 | 0 | 1 | 1 | 0 | .000 |
| Totals | | 0gs | 0 | 0 | 0 | 0 | 0 | 0 | 0 | 0 | 0 | 0 | 0 | 0 | 0 | 0 | 0 | 1 | 2 | 2 | .000 |

On base pct. .000 • Slugging pct. .000

PLAYER STATS

#38 Jaison Heard - 8 appearances (All games)

| Date | Opponent | GS | IP | H | R | ER | BB | SO | 2B | 3B | HR | WP | BK | HBP | IBB | Score | W-L | Sv | ERA | NP |
|--------|----------------|----|------|----|---|----|----|----|----|----|----|----|----|-----|-----|-------|-----|----|------|----|
| Feb 21 | KENT STATE-1 | | 0.2 | 0 | 0 | 0 | 1 | 0 | 0 | 0 | 0 | 0 | 0 | 0 | 0 | 3-1 | 0-0 | 1 | 0.00 | 10 |
| Feb 27 | at Miami (FL) | | 1.0 | 1 | 0 | 0 | 0 | 2 | 0 | 0 | 0 | 0 | 0 | 0 | 0 | 0-3 | 0-0 | 1 | 0.00 | 11 |
| Feb 28 | at Miami (FL) | | 2.0 | 2 | 0 | 0 | 0 | 5 | 0 | 0 | 0 | 1 | 0 | 0 | 0 | 9-6 | 1-0 | 1 | 0.00 | 44 |
| Mar 05 | NORTH CAROLINA | | 2.1 | 4 | 0 | 0 | 0 | 5 | 0 | 0 | 0 | 0 | 0 | 0 | 0 | 10-6 | 1-0 | 1 | 0.00 | 44 |
| Mar 07 | NORTH CAROLINA | | 0.1 | 2 | 1 | 0 | 0 | 1 | 0 | 0 | 0 | 0 | 0 | 0 | 0 | 6-9 | 1-0 | 1 | 0.00 | 11 |
| Mar 12 | FLORIDA STATE | | 1.0 | 1 | 1 | 1 | 1 | 1 | 0 | 0 | 1 | 0 | 0 | 0 | 0 | 4-6 | 1-0 | 1 | 1.23 | 19 |
| Mar 14 | FLORIDA STATE | | 1.0 | 2 | 2 | 1 | 0 | 0 | 0 | 0 | 1 | 0 | 0 | 0 | 0 | 7-14 | 1-0 | 1 | 2.16 | 25 |
| Mar 20 | at Clemson | | 5.1 | 5 | 2 | 2 | 0 | 5 | 1 | 0 | 1 | 1 | 0 | 0 | 0 | 11-3 | 2-0 | 1 | 2.63 | - |
| Totals | | 0 | 13.2 | 17 | 6 | 4 | 2 | 19 | 1 | 0 | 3 | 2 | 0 | 0 | 0 | 50-48 | 2-0 | 1 | 2.63 | - |

#31 Jack Hurley - 17 games (All games)

| Date | Opponent | Pos | AB | R | H | RBI | 2B | 3B | HR | BB | SB | CS | HBP | SAC | SF | GDP | K | PO | A | E | Avg |
|--------|----------------|--------|----|----|----|-----|----|----|----|----|----|----|-----|-----|----|-----|----|----|---|---|------|
| Feb 21 | KENT STATE-2 | *of | 4 | 2 | 2 | 0 | 0 | 0 | 0 | 0 | 0 | 0 | 0 | 0 | 0 | 0 | 2 | 1 | 0 | 0 | .500 |
| Feb 23 | RADFORD | *of | 3 | 2 | 1 | 0 | 1 | 0 | 0 | 0 | 0 | 0 | 0 | 1 | 0 | 0 | 2 | 1 | 0 | 0 | .429 |
| Feb 26 | at Miami (FL) | ph/of | 1 | 0 | 0 | 0 | 0 | 0 | 0 | 0 | 0 | 0 | 0 | 0 | 0 | 0 | 1 | 1 | 0 | 0 | .375 |
| Feb 27 | at Miami (FL) | *of | 3 | 0 | 0 | 0 | 0 | 0 | 0 | 0 | 0 | 0 | 0 | 0 | 0 | 0 | 1 | 2 | 0 | 0 | .273 |
| Feb 28 | at Miami (FL) | *of/of | 3 | 2 | 0 | 0 | 0 | 0 | 0 | 1 | 0 | 0 | 1 | 0 | 0 | 0 | 2 | 1 | 0 | 0 | .214 |
| Mar 05 | NORTH CAROLINA | *of/of | 4 | 2 | 2 | 2 | 0 | 0 | 1 | 1 | 0 | 0 | 0 | 0 | 0 | 0 | 2 | 0 | 0 | 0 | .278 |
| Mar 06 | NORTH CAROLINA | *of | 4 | 1 | 2 | 2 | 0 | 0 | 0 | 0 | 0 | 0 | 0 | 0 | 0 | 0 | 0 | 1 | 0 | 0 | .318 |
| Mar 07 | NORTH CAROLINA | *of | 5 | 1 | 1 | 3 | 0 | 0 | 1 | 0 | 0 | 0 | 0 | 0 | 0 | 0 | 1 | 1 | 0 | 0 | .296 |
| Mar 09 | VCU | *of | 6 | 0 | 1 | 0 | 0 | 0 | 0 | 0 | 0 | 0 | 0 | 0 | 0 | 0 | 2 | 3 | 0 | 1 | .273 |
| Mar 10 | VCU | of | 3 | 0 | 0 | 0 | 0 | 0 | 0 | 0 | 0 | 0 | 0 | 0 | 0 | 0 | 1 | 1 | 0 | 0 | .250 |
| Mar 12 | FLORIDA STATE | *of | 4 | 0 | 1 | 0 | 0 | 0 | 0 | 1 | 1 | 0 | 0 | 0 | 0 | 0 | 1 | 3 | 0 | 0 | .250 |
| Mar 13 | FLORIDA STATE | *of | 5 | 2 | 1 | 1 | 0 | 0 | 1 | 0 | 0 | 0 | 0 | 0 | 0 | 0 | 1 | 1 | 0 | 0 | .244 |
| Mar 14 | FLORIDA STATE | *of | 3 | 1 | 0 | 0 | 0 | 0 | 0 | 1 | 0 | 0 | 1 | 0 | 0 | 0 | 2 | 2 | 0 | 1 | .229 |
| Mar 16 | UNCG | *of | 1 | 0 | 0 | 0 | 0 | 0 | 0 | 1 | 0 | 1 | 1 | 1 | 0 | 0 | 1 | 2 | 0 | 0 | .224 |
| Mar 19 | at Clemson | *of | 2 | 0 | 0 | 1 | 0 | 0 | 0 | 1 | 0 | 0 | 1 | 0 | 0 | 0 | 2 | 4 | 0 | 0 | .216 |
| Mar 20 | at Clemson | *of | 5 | 3 | 3 | 0 | 1 | 0 | 0 | 0 | 1 | 0 | 1 | 0 | 0 | 0 | 1 | 2 | 0 | 0 | .250 |
| Mar 21 | at Clemson | pr/of | 0 | 0 | 0 | 0 | 0 | 0 | 0 | 0 | 0 | 0 | 0 | 0 | 0 | 0 | 0 | 0 | 0 | 0 | .250 |
| Totals | | 14gs | 56 | 16 | 14 | 9 | 2 | 0 | 3 | 6 | 2 | 1 | 6 | 1 | 0 | 0 | 22 | 26 | 0 | 2 | .250 |

On base pct. .382 • Slugging pct. .446

#47 Jonah Hurney - 1 appearance (All games)

| Date | Opponent | GS | IP | H | R | ER | BB | SO | 2B | 3B | HR | WP | BK | HBP | IBB | Score | W-L | Sv | ERA | NP |
|--------|----------|----|-----|---|---|----|----|----|----|----|----|----|----|-----|-----|-------|-----|----|------|----|
| Mar 10 | VCU | | 1.0 | 0 | 0 | 0 | 0 | 1 | 0 | 0 | 0 | 0 | 0 | 0 | 0 | 7-10 | 0-0 | 0 | 0.00 | 17 |
| Totals | | 0 | 1.0 | 0 | 0 | 0 | 0 | 1 | 0 | 0 | 0 | 0 | 0 | 0 | 0 | 7-10 | 0-0 | 0 | 0.00 | - |

#44 Jackson Ritchey - 3 appearances (All games)

| Date | Opponent | GS | IP | H | R | ER | BB | SO | 2B | 3B | HR | WP | BK | HBP | IBB | Score | W-L | Sv | ERA | NP |
|--------|----------|----|-----|---|---|----|----|----|----|----|----|----|----|-----|-----|-------|-----|----|-------|----|
| Feb 23 | RADFORD | | 1.0 | 0 | 0 | 0 | 0 | 1 | 0 | 0 | 0 | 0 | 0 | 1 | 0 | 22-2 | 0-0 | 0 | 0.00 | 16 |
| Mar 10 | VCU | * | 1.2 | 3 | 3 | 3 | 3 | 1 | 2 | 1 | 0 | 1 | 0 | 0 | 0 | 7-10 | 0-1 | 0 | 10.12 | 38 |
| Mar 16 | UNCG | * | 0.2 | 1 | 1 | 0 | 1 | 0 | 0 | 0 | 0 | 2 | 0 | 1 | 0 | 2-7 | 0-1 | 0 | 8.10 | 19 |
| Totals | | 2 | 3.1 | 4 | 4 | 3 | 4 | 2 | 2 | 1 | 0 | 3 | 0 | 2 | 0 | 31-19 | 0-1 | 0 | 8.10 | - |

PLAYER STATS

#37 Jonah Seagears - 18 games (All games)

| Date | Opponent | Pos | AB | R | H | RBI | 2B | 3B | HR | BB | SB | CS | HBP | SAC | SF | GDP | K | PO | A | E | Avg |
|--------|----------------|-------|----|---|---|-----|----|----|----|----|----|----|-----|-----|----|-----|----|----|---|---|------|
| Feb 21 | KENT STATE-1 | *of | 2 | 0 | 0 | 0 | 0 | 0 | 0 | 2 | 0 | 1 | 0 | 0 | 0 | 0 | 2 | 1 | 0 | 0 | .000 |
| Feb 21 | KENT STATE-2 | *of | 0 | 1 | 0 | 0 | 0 | 0 | 0 | 2 | 0 | 1 | 0 | 0 | 0 | 0 | 0 | 1 | 0 | 0 | .000 |
| Feb 23 | RADFORD | *of | 2 | 1 | 1 | 0 | 0 | 0 | 0 | 1 | 0 | 0 | 0 | 0 | 0 | 0 | 0 | 0 | 0 | 0 | .250 |
| Feb 26 | at Miami (FL) | *of | 3 | 1 | 1 | 1 | 0 | 0 | 0 | 2 | 0 | 0 | 0 | 1 | 0 | 0 | 1 | 1 | 0 | 0 | .286 |
| Feb 27 | at Miami (FL) | *of | 4 | 0 | 0 | 0 | 0 | 0 | 0 | 0 | 0 | 0 | 0 | 0 | 0 | 0 | 2 | 0 | 0 | 0 | .182 |
| Feb 28 | at Miami (FL) | *of | 3 | 0 | 0 | 0 | 0 | 0 | 0 | 2 | 0 | 0 | 0 | 0 | 0 | 0 | 0 | 1 | 0 | 0 | .143 |
| Mar 05 | NORTH CAROLINA | *of | 2 | 0 | 0 | 0 | 0 | 0 | 0 | 1 | 0 | 0 | 1 | 0 | 0 | 0 | 1 | 1 | 0 | 0 | .125 |
| Mar 06 | NORTH CAROLINA | *of | 1 | 1 | 1 | 0 | 0 | 0 | 0 | 3 | 0 | 1 | 0 | 0 | 0 | 0 | 0 | 0 | 0 | 0 | .176 |
| Mar 07 | NORTH CAROLINA | *of | 2 | 1 | 1 | 0 | 0 | 0 | 0 | 2 | 0 | 0 | 0 | 0 | 0 | 0 | 1 | 2 | 0 | 0 | .211 |
| Mar 09 | VCU | *of | 2 | 1 | 0 | 0 | 0 | 0 | 0 | 1 | 0 | 0 | 0 | 0 | 0 | 0 | 1 | 1 | 0 | 0 | .190 |
| Mar 10 | VCU | *of | 4 | 0 | 0 | 0 | 0 | 0 | 0 | 0 | 0 | 0 | 0 | 0 | 0 | 0 | 2 | 0 | 0 | 0 | .160 |
| Mar 12 | FLORIDA STATE | *of | 3 | 1 | 1 | 0 | 1 | 0 | 0 | 0 | 0 | 0 | 0 | 0 | 0 | 0 | 1 | 0 | 0 | 0 | .179 |
| Mar 13 | FLORIDA STATE | *of | 2 | 0 | 0 | 0 | 0 | 0 | 0 | 0 | 0 | 0 | 0 | 0 | 0 | 0 | 1 | 1 | 0 | 0 | .167 |
| Mar 14 | FLORIDA STATE | ph/of | 1 | 0 | 0 | 0 | 0 | 0 | 0 | 0 | 0 | 0 | 0 | 0 | 0 | 0 | 1 | 0 | 0 | 0 | .161 |
| Mar 16 | UNCG | ph/of | 2 | 0 | 1 | 0 | 0 | 0 | 0 | 0 | 0 | 1 | 0 | 0 | 0 | 0 | 1 | 0 | 0 | 0 | .182 |
| Mar 19 | at Clemson | ph | 0 | 0 | 0 | 0 | 0 | 0 | 0 | 0 | 0 | 0 | 1 | 0 | 0 | 0 | 0 | 0 | 0 | 0 | .182 |
| Mar 20 | at Clemson | of | 1 | 0 | 0 | 0 | 0 | 0 | 0 | 0 | 0 | 0 | 0 | 0 | 0 | 0 | 1 | 1 | 0 | 0 | .176 |
| Mar 21 | at Clemson | *of | 2 | 0 | 0 | 0 | 0 | 0 | 0 | 0 | 0 | 0 | 0 | 0 | 0 | 0 | 1 | 1 | 0 | 0 | .167 |
| Totals | | 14gs | 36 | 7 | 6 | 1 | 1 | 0 | 0 | 14 | 2 | 3 | 2 | 1 | 0 | 0 | 16 | 11 | 0 | 0 | .167 |

On base pct. .423 • Slugging pct. .194

#26 Kevin Madden - 18 games (All games)

| Date | Opponent | Pos | AB | R | H | RBI | 2B | 3B | HR | BB | SB | CS | HBP | SAC | SF | GDP | K | PO | A | E | Avg |
|--------|----------------|------|----|----|----|-----|----|----|----|----|----|----|-----|-----|----|-----|----|----|----|---|------|
| Feb 21 | KENT STATE-1 | *3b | 4 | 1 | 2 | 1 | 0 | 0 | 0 | 0 | 1 | 0 | 0 | 0 | 0 | 0 | 1 | 1 | 6 | 0 | .500 |
| Feb 21 | KENT STATE-2 | *3b | 3 | 0 | 0 | 0 | 0 | 0 | 0 | 0 | 0 | 0 | 1 | 0 | 0 | 0 | 1 | 0 | 2 | 0 | .286 |
| Feb 23 | RADFORD | *3b | 2 | 2 | 0 | 0 | 0 | 0 | 0 | 2 | 0 | 0 | 0 | 0 | 0 | 1 | 0 | 0 | 3 | 0 | .222 |
| Feb 26 | at Miami (FL) | *3b | 4 | 1 | 2 | 0 | 1 | 0 | 0 | 0 | 0 | 0 | 0 | 0 | 0 | 0 | 1 | 1 | 2 | 1 | .308 |
| Feb 27 | at Miami (FL) | *3b | 4 | 0 | 0 | 0 | 0 | 0 | 0 | 0 | 0 | 0 | 0 | 0 | 0 | 0 | 0 | 0 | 2 | 0 | .235 |
| Feb 28 | at Miami (FL) | *3b | 5 | 2 | 2 | 2 | 0 | 0 | 0 | 0 | 0 | 0 | 0 | 0 | 0 | 0 | 0 | 4 | 0 | 0 | .273 |
| Mar 05 | NORTH CAROLINA | *3b | 5 | 1 | 2 | 2 | 0 | 0 | 0 | 0 | 0 | 0 | 0 | 0 | 0 | 1 | 1 | 0 | 1 | 1 | .296 |
| Mar 06 | NORTH CAROLINA | *3b | 4 | 0 | 2 | 2 | 1 | 0 | 0 | 0 | 0 | 0 | 0 | 0 | 0 | 0 | 2 | 1 | 1 | 1 | .323 |
| Mar 07 | NORTH CAROLINA | *3b | 5 | 0 | 1 | 1 | 0 | 0 | 0 | 0 | 0 | 0 | 0 | 0 | 0 | 0 | 1 | 1 | 0 | 2 | .306 |
| Mar 09 | VCU | *3b | 6 | 1 | 4 | 1 | 0 | 0 | 0 | 0 | 0 | 0 | 0 | 0 | 0 | 0 | 0 | 0 | 0 | 0 | .357 |
| Mar 10 | VCU | *3b | 4 | 1 | 1 | 0 | 0 | 0 | 0 | 1 | 0 | 0 | 0 | 0 | 0 | 0 | 0 | 1 | 2 | 0 | .348 |
| Mar 12 | FLORIDA STATE | *3b | 5 | 1 | 1 | 1 | 0 | 0 | 1 | 0 | 0 | 0 | 0 | 0 | 0 | 0 | 2 | 0 | 1 | 0 | .333 |
| Mar 13 | FLORIDA STATE | *3b | 3 | 0 | 0 | 0 | 0 | 0 | 0 | 0 | 0 | 0 | 1 | 0 | 0 | 0 | 0 | 1 | 1 | 0 | .315 |
| Mar 14 | FLORIDA STATE | *3b | 5 | 0 | 0 | 1 | 0 | 0 | 0 | 0 | 0 | 0 | 0 | 0 | 0 | 0 | 0 | 0 | 3 | 0 | .288 |
| Mar 16 | UNCG | *3b | 3 | 0 | 0 | 0 | 0 | 0 | 0 | 1 | 0 | 0 | 0 | 0 | 0 | 0 | 0 | 0 | 1 | 0 | .274 |
| Mar 19 | at Clemson | *3b | 4 | 0 | 0 | 0 | 0 | 0 | 0 | 0 | 0 | 0 | 0 | 0 | 0 | 0 | 2 | 0 | 3 | 0 | .258 |
| Mar 20 | at Clemson | *3b | 5 | 1 | 2 | 1 | 0 | 0 | 0 | 1 | 1 | 0 | 0 | 0 | 0 | 0 | 0 | 4 | 0 | 0 | .268 |
| Mar 21 | at Clemson | *3b | 4 | 0 | 1 | 0 | 0 | 0 | 0 | 0 | 0 | 0 | 0 | 0 | 0 | 0 | 1 | 1 | 2 | 0 | .267 |
| Totals | | 18gs | 75 | 11 | 20 | 12 | 2 | 0 | 1 | 5 | 2 | 0 | 2 | 0 | 0 | 2 | 12 | 7 | 38 | 5 | .267 |

On base pct. .329 • Slugging pct. .333

#32 Lucas Donlon - 8 games (All games)

| Date | Opponent | Pos | AB | R | H | RBI | 2B | 3B | HR | BB | SB | CS | HBP | SAC | SF | GDP | K | PO | A | E | Avg |
|--------|---------------|-------|----|---|---|-----|----|----|----|----|----|----|-----|-----|----|-----|---|----|---|---|------|
| Feb 23 | RADFORD | ph | 1 | 0 | 0 | 0 | 0 | 0 | 0 | 0 | 0 | 0 | 0 | 0 | 0 | 0 | 0 | 0 | 0 | 0 | .000 |
| Mar 09 | VCU | *2b | 4 | 1 | 1 | 3 | 0 | 0 | 1 | 1 | 0 | 0 | 0 | 0 | 0 | 0 | 0 | 1 | 0 | 0 | .200 |
| Mar 10 | VCU | ph/dh | 1 | 0 | 1 | 2 | 0 | 0 | 0 | 1 | 0 | 0 | 0 | 0 | 1 | 0 | 0 | 0 | 0 | 0 | .333 |
| Mar 12 | FLORIDA STATE | ph | 1 | 0 | 0 | 0 | 0 | 0 | 0 | 0 | 0 | 0 | 0 | 0 | 0 | 0 | 1 | 0 | 0 | 0 | .286 |
| Mar 14 | FLORIDA STATE | ph | 1 | 0 | 0 | 0 | 0 | 0 | 0 | 0 | 0 | 0 | 0 | 0 | 0 | 0 | 1 | 0 | 0 | 0 | .250 |
| Mar 16 | UNCG | 2b | 3 | 0 | 1 | 1 | 1 | 0 | 0 | 0 | 0 | 0 | 0 | 0 | 0 | 1 | 0 | 1 | 3 | 0 | .273 |
| Mar 19 | at Clemson | ph/2b | 1 | 0 | 0 | 0 | 0 | 0 | 0 | 0 | 0 | 0 | 0 | 0 | 0 | 0 | 0 | 1 | 0 | 0 | .250 |
| Mar 21 | at Clemson | ph | 1 | 0 | 0 | 0 | 0 | 0 | 0 | 0 | 0 | 0 | 0 | 0 | 0 | 0 | 1 | 0 | 0 | 0 | .231 |
| Totals | | 1gs | 13 | 1 | 3 | 6 | 1 | 0 | 1 | 2 | 0 | 0 | 0 | 0 | 1 | 1 | 3 | 3 | 3 | 0 | .231 |

On base pct. .312 • Slugging pct. .538

PLAYER STATS

#16 Matthew Siverling - 2 games (All games)

| Date | Opponent | Pos | AB | R | H | RBI | 2B | 3B | HR | BB | SB | CS | HBP | SAC | SF | GDP | K | PO | A | E | Avg |
|--------|---------------|-----|----|---|---|-----|----|----|----|----|----|----|-----|-----|----|-----|---|----|---|---|------|
| Feb 26 | at Miami (FL) | p | 0 | 0 | 0 | 0 | 0 | 0 | 0 | 0 | 0 | 0 | 0 | 0 | 0 | 0 | 0 | 0 | 1 | 0 | .000 |
| Mar 16 | UNCG | p | 0 | 0 | 0 | 0 | 0 | 0 | 0 | 0 | 0 | 0 | 0 | 0 | 0 | 0 | 0 | 0 | 1 | 0 | .000 |
| Totals | | 0gs | 0 | 0 | 0 | 0 | 0 | 0 | 0 | 0 | 0 | 0 | 0 | 0 | 0 | 0 | 0 | 0 | 2 | 0 | .000 |

On base pct. .000 • Slugging pct. .000

#16 Matthew Siverling - 8 appearances (All games)

| Date | Opponent | GS | IP | H | R | ER | BB | SO | 2B | 3B | HR | WP | BK | HBP | IBB | Score | W-L | Sv | ERA | NP |
|--------|----------------|----|------|---|---|----|----|----|----|----|----|----|----|-----|-----|-------|-----|----|------|----|
| Feb 21 | KENT STATE-1 | | 2.0 | 1 | 0 | 0 | 0 | 3 | 1 | 0 | 0 | 0 | 0 | 0 | 0 | 3-1 | 0-0 | 0 | 0.00 | 31 |
| Feb 26 | at Miami (FL) | | 4.0 | 1 | 0 | 0 | 1 | 6 | 0 | 0 | 0 | 0 | 0 | 0 | 0 | 5-3 | 1-0 | 0 | 0.00 | 54 |
| Mar 05 | NORTH CAROLINA | | 0.0 | 2 | 2 | 2 | 2 | 0 | 0 | 0 | 1 | 0 | 0 | 0 | 0 | 10-6 | 1-0 | 0 | 3.00 | 19 |
| Mar 06 | NORTH CAROLINA | | 2.0 | 1 | 1 | 0 | 0 | 1 | 0 | 0 | 0 | 0 | 0 | 0 | 0 | 6-4 | 1-0 | 1 | 2.25 | 25 |
| Mar 09 | VCU | | 1.0 | 0 | 0 | 0 | 1 | 2 | 0 | 0 | 0 | 0 | 0 | 0 | 0 | 10-9 | 2-0 | 1 | 2.00 | 19 |
| Mar 13 | FLORIDA STATE | | 2.0 | 1 | 0 | 0 | 1 | 2 | 0 | 0 | 0 | 0 | 0 | 0 | 0 | 5-0 | 2-0 | 1 | 1.64 | 26 |
| Mar 16 | UNCG | | 1.2 | 1 | 1 | 1 | 0 | 1 | 0 | 0 | 1 | 0 | 0 | 1 | 0 | 2-7 | 2-0 | 1 | 2.13 | 19 |
| Mar 20 | at Clemson | | 0.2 | 2 | 1 | 1 | 2 | 1 | 0 | 0 | 0 | 0 | 0 | 0 | 0 | 11-3 | 2-0 | 1 | 2.70 | - |
| Totals | | 0 | 13.1 | 9 | 5 | 4 | 7 | 16 | 1 | 0 | 2 | 0 | 0 | 1 | 0 | 52-33 | 2-0 | 1 | 2.70 | - |

#33 Nick Holesa - 2 games (All games)

| Date | Opponent | Pos | AB | R | H | RBI | 2B | 3B | HR | BB | SB | CS | HBP | SAC | SF | GDP | K | PO | A | E | Avg |
|--------|---------------|-----|----|---|---|-----|----|----|----|----|----|----|-----|-----|----|-----|---|----|---|---|------|
| Feb 23 | RADFORD | 1b | 1 | 0 | 0 | 0 | 0 | 0 | 0 | 0 | 0 | 0 | 0 | 0 | 0 | 0 | 1 | 0 | 0 | 0 | .000 |
| Mar 14 | FLORIDA STATE | ph | 1 | 1 | 1 | 2 | 0 | 1 | 0 | 0 | 0 | 0 | 0 | 0 | 0 | 0 | 0 | 0 | 0 | 0 | .500 |
| Totals | | 0gs | 2 | 1 | 1 | 2 | 0 | 1 | 0 | 0 | 0 | 0 | 0 | 0 | 0 | 0 | 1 | 0 | 0 | 0 | .500 |

On base pct. .500 • Slugging pct. 1.500

#27 Noah Johnson - 1 game (All games)

| Date | Opponent | Pos | AB | R | H | RBI | 2B | 3B | HR | BB | SB | CS | HBP | SAC | SF | GDP | K | PO | A | E | Avg |
|--------|---------------|-----|----|---|---|-----|----|----|----|----|----|----|-----|-----|----|-----|---|----|---|---|------|
| Mar 14 | FLORIDA STATE | p | 0 | 0 | 0 | 0 | 0 | 0 | 0 | 0 | 0 | 0 | 0 | 0 | 0 | 0 | 0 | 0 | 1 | 0 | .000 |
| Totals | | 0gs | 0 | 0 | 0 | 0 | 0 | 0 | 0 | 0 | 0 | 0 | 0 | 0 | 0 | 0 | 0 | 0 | 1 | 0 | .000 |

On base pct. .000 • Slugging pct. .000

#27 Noah Johnson - 8 appearances (All games)

| Date | Opponent | GS | IP | H | R | ER | BB | SO | 2B | 3B | HR | WP | BK | HBP | IBB | Score | W-L | Sv | ERA | NP |
|--------|----------------|----|-----|----|---|----|----|----|----|----|----|----|----|-----|-----|-------|-----|----|------|----|
| Feb 23 | RADFORD | | 2.0 | 1 | 0 | 0 | 0 | 3 | 0 | 0 | 0 | 1 | 0 | 0 | 0 | 22-2 | 0-0 | 0 | 0.00 | 33 |
| Mar 07 | NORTH CAROLINA | | 0.1 | 1 | 1 | 1 | 1 | 1 | 0 | 0 | 1 | 0 | 0 | 0 | 0 | 6-9 | 0-1 | 0 | 3.86 | 14 |
| Mar 09 | VCU | | 2.2 | 3 | 0 | 0 | 1 | 5 | 0 | 0 | 0 | 0 | 0 | 1 | 0 | 10-9 | 0-1 | 0 | 1.80 | 46 |
| Mar 12 | FLORIDA STATE | | 0.2 | 1 | 0 | 0 | 0 | 1 | 0 | 0 | 0 | 0 | 0 | 0 | 0 | 4-6 | 0-1 | 0 | 1.59 | 9 |
| Mar 14 | FLORIDA STATE | | 2.1 | 4 | 1 | 1 | 0 | 1 | 0 | 0 | 0 | 0 | 0 | 0 | 0 | 7-14 | 0-1 | 0 | 2.25 | 35 |
| Mar 16 | UNCG | | 0.0 | 1 | 0 | 0 | 0 | 0 | 0 | 0 | 0 | 1 | 0 | 0 | 0 | 2-7 | 0-1 | 0 | 2.25 | 5 |
| Mar 19 | at Clemson | | 0.1 | 0 | 0 | 0 | 0 | 0 | 0 | 0 | 0 | 0 | 0 | 0 | 0 | 2-8 | 0-1 | 0 | 2.16 | - |
| Mar 21 | at Clemson | | 0.1 | 1 | 2 | 2 | 0 | 1 | 0 | 0 | 1 | 0 | 0 | 1 | 0 | 2-4 | 0-2 | 0 | 4.15 | - |
| Totals | | 0 | 8.2 | 12 | 4 | 4 | 2 | 12 | 0 | 0 | 2 | 2 | 0 | 2 | 0 | 55-59 | 0-2 | 0 | 4.15 | - |

#15 Nic Psimas - 1 appearance (All games)

| Date | Opponent | GS | IP | H | R | ER | BB | SO | 2B | 3B | HR | WP | BK | HBP | IBB | Score | W-L | Sv | ERA | NP |
|--------|---------------|----|-----|---|---|----|----|----|----|----|----|----|----|-----|-----|-------|-----|----|------|----|
| Mar 14 | FLORIDA STATE | | 1.0 | 0 | 0 | 0 | 1 | 1 | 0 | 0 | 0 | 0 | 0 | 0 | 0 | 7-14 | 0-0 | 0 | 0.00 | 18 |
| Totals | | 0 | 1.0 | 0 | 0 | 0 | 1 | 1 | 0 | 0 | 0 | 0 | 0 | 0 | 0 | 7-14 | 0-0 | 0 | 0.00 | - |

PLAYER STATS

#10 Nolan Wilson - 2 appearances (All games)

| Date | Opponent | GS | IP | H | R | ER | BB | SO | 2B | 3B | HR | WP | BK | HBP | IBB | Score | W-L | Sv | ERA | NP |
|--------|---------------|----|-----|---|---|----|----|----|----|----|----|----|----|-----|-----|-------|-----|----|------|----|
| Mar 10 | VCU | | 1.1 | 1 | 0 | 0 | 1 | 2 | 1 | 0 | 0 | 0 | 0 | 0 | 1 | 7-10 | 0-0 | 0 | 0.00 | 30 |
| Mar 14 | FLORIDA STATE | | 0.1 | 0 | 0 | 0 | 1 | 1 | 0 | 0 | 0 | 0 | 0 | 1 | 0 | 7-14 | 0-0 | 0 | 0.00 | 13 |
| Totals | | 0 | 1.2 | 1 | 0 | 0 | 2 | 3 | 1 | 0 | 0 | 0 | 0 | 1 | 1 | 14-24 | 0-0 | 0 | 0.00 | - |

#30 Peyton Alford - 2 games (All games)

| Date | Opponent | Pos | AB | R | H | RBI | 2B | 3B | HR | BB | SB | CS | HBP | SAC | SF | GDP | K | PO | A | E | Avg |
|--------|----------------|-----|----|---|---|-----|----|----|----|----|----|----|-----|-----|----|-----|---|----|---|---|------|
| Mar 05 | NORTH CAROLINA | *p | 0 | 0 | 0 | 0 | 0 | 0 | 0 | 0 | 0 | 0 | 0 | 0 | 0 | 0 | 0 | 1 | 0 | 0 | .000 |
| Mar 19 | at Clemson | *p | 0 | 0 | 0 | 0 | 0 | 0 | 0 | 0 | 0 | 0 | 0 | 0 | 0 | 0 | 0 | 0 | 2 | 1 | .000 |
| Totals | | 2gs | 0 | 0 | 0 | 0 | 0 | 0 | 0 | 0 | 0 | 0 | 0 | 0 | 0 | 0 | 0 | 1 | 2 | 1 | .000 |

On base pct. .000 • Slugging pct. .000

#30 Peyton Alford - 5 appearances (All games)

| Date | Opponent | GS | IP | H | R | ER | BB | SO | 2B | 3B | HR | WP | BK | HBP | IBB | Score | W-L | Sv | ERA | NP |
|--------|----------------|----|------|----|----|----|----|----|----|----|----|----|----|-----|-----|-------|-----|----|------|----|
| Feb 21 | KENT STATE-2 | | 1.0 | 2 | 1 | 1 | 1 | 1 | 0 | 0 | 0 | 0 | 0 | 1 | 0 | 9-2 | 0-0 | 0 | 9.00 | 35 |
| Feb 26 | at Miami (FL) | * | 3.0 | 3 | 3 | 2 | 3 | 4 | 0 | 0 | 0 | 0 | 0 | 1 | 0 | 5-3 | 0-0 | 0 | 6.75 | 66 |
| Mar 05 | NORTH CAROLINA | * | 4.1 | 2 | 4 | 3 | 3 | 10 | 1 | 0 | 1 | 1 | 0 | 1 | 0 | 10-6 | 0-0 | 0 | 6.48 | 86 |
| Mar 12 | FLORIDA STATE | * | 5.2 | 3 | 1 | 1 | 0 | 10 | 0 | 0 | 0 | 0 | 0 | 1 | 0 | 4-6 | 0-0 | 0 | 4.50 | 68 |
| Mar 19 | at Clemson | * | 6.2 | 8 | 8 | 4 | 3 | 9 | 0 | 1 | 3 | 1 | 0 | 0 | 0 | 2-8 | 0-1 | 0 | 4.79 | - |
| Totals | | 4 | 20.2 | 18 | 17 | 11 | 10 | 34 | 1 | 1 | 4 | 2 | 0 | 4 | 0 | 30-25 | 0-1 | 0 | 4.79 | - |

#42 Ryan Gleason - 1 appearance (All games)

| Date | Opponent | GS | IP | H | R | ER | BB | SO | 2B | 3B | HR | WP | BK | HBP | IBB | Score | W-L | Sv | ERA | NP |
|--------|---------------|----|-----|---|---|----|----|----|----|----|----|----|----|-----|-----|-------|-----|----|--------|----|
| Mar 14 | FLORIDA STATE | | 0.0 | 1 | 2 | 2 | 1 | 0 | 0 | 0 | 1 | 1 | 0 | 0 | 0 | 7-14 | 0-0 | 0 | 999.00 | 13 |
| Totals | | 0 | 0.0 | 1 | 2 | 2 | 1 | 0 | 0 | 0 | 1 | 1 | 0 | 0 | 0 | 7-14 | 0-0 | 0 | 999.00 | - |

#35 Ryan Metz - 3 games (All games)

| Date | Opponent | Pos | AB | R | H | RBI | 2B | 3B | HR | BB | SB | CS | HBP | SAC | SF | GDP | K | PO | A | E | Avg |
|--------|---------------|-----|----|---|---|-----|----|----|----|----|----|----|-----|-----|----|-----|---|----|---|---|------|
| Mar 09 | VCU | p | 0 | 0 | 0 | 0 | 0 | 0 | 0 | 0 | 0 | 0 | 0 | 0 | 0 | 0 | 0 | 0 | 1 | 0 | .000 |
| Mar 10 | VCU | p | 0 | 0 | 0 | 0 | 0 | 0 | 0 | 0 | 0 | 0 | 0 | 0 | 0 | 0 | 0 | 0 | 1 | 0 | .000 |
| Mar 14 | FLORIDA STATE | *p | 0 | 0 | 0 | 0 | 0 | 0 | 0 | 0 | 0 | 0 | 0 | 0 | 0 | 0 | 0 | 0 | 1 | 0 | .000 |
| Totals | | 1gs | 0 | 0 | 0 | 0 | 0 | 0 | 0 | 0 | 0 | 0 | 0 | 0 | 0 | 0 | 0 | 0 | 3 | 0 | .000 |

On base pct. .000 • Slugging pct. .000

#35 Ryan Metz - 5 appearances (All games)

| Date | Opponent | GS | IP | H | R | ER | BB | SO | 2B | 3B | HR | WP | BK | HBP | IBB | Score | W-L | Sv | ERA | NP |
|--------|----------------|----|-----|----|----|----|----|----|----|----|----|----|----|-----|-----|-------|-----|----|-------|----|
| Feb 23 | RADFORD | | 1.0 | 3 | 1 | 1 | 0 | 2 | 1 | 1 | 0 | 0 | 0 | 0 | 0 | 22-2 | 0-0 | 0 | 9.00 | 19 |
| Mar 07 | NORTH CAROLINA | | 0.1 | 0 | 0 | 0 | 0 | 0 | 0 | 0 | 0 | 0 | 0 | 0 | 0 | 6-9 | 0-0 | 0 | 6.75 | 1 |
| Mar 09 | VCU | | 1.0 | 2 | 2 | 2 | 1 | 1 | 2 | 0 | 0 | 0 | 0 | 0 | 0 | 10-9 | 0-0 | 0 | 11.57 | 18 |
| Mar 10 | VCU | | 3.1 | 4 | 3 | 1 | 2 | 5 | 0 | 0 | 0 | 1 | 0 | 1 | 2 | 7-10 | 0-0 | 0 | 6.35 | 61 |
| Mar 14 | FLORIDA STATE | * | 0.2 | 3 | 4 | 2 | 0 | 0 | 1 | 0 | 2 | 0 | 0 | 1 | 0 | 7-14 | 0-1 | 0 | 8.53 | 32 |
| Totals | | 1 | 6.1 | 12 | 10 | 6 | 3 | 8 | 4 | 1 | 2 | 1 | 0 | 2 | 2 | 52-44 | 0-1 | 0 | 8.53 | - |

#22 Ryan Okuda - 2 games (All games)

| Date | Opponent | Pos | AB | R | H | RBI | 2B | 3B | HR | BB | SB | CS | HBP | SAC | SF | GDP | K | PO | A | E | Avg |
|--------|----------|-----|----|---|---|-----|----|----|----|----|----|----|-----|-----|----|-----|---|----|---|---|------|
| Feb 23 | RADFORD | *p | 0 | 0 | 0 | 0 | 0 | 0 | 0 | 0 | 0 | 0 | 0 | 0 | 0 | 0 | 0 | 0 | 2 | 0 | .000 |
| Mar 16 | UNCG | p | 0 | 0 | 0 | 0 | 0 | 0 | 0 | 0 | 0 | 0 | 0 | 0 | 0 | 0 | 0 | 0 | 1 | 0 | .000 |
| Totals | | 1gs | 0 | 0 | 0 | 0 | 0 | 0 | 0 | 0 | 0 | 0 | 0 | 0 | 0 | 0 | 0 | 0 | 3 | 0 | .000 |

On base pct. .000 • Slugging pct. .000

PLAYER STATS

#22 Ryan Okuda - 7 appearances (All games)

| Date | Opponent | GS | IP | H | R | ER | BB | SO | 2B | 3B | HR | WP | BK | HBP | IBB | Score | W-L | Sv | ERA | NP |
|--------|----------------|----|------|----|----|----|----|----|----|----|----|----|----|-----|-----|-------|-----|----|------|----|
| Feb 23 | RADFORD | * | 3.0 | 3 | 1 | 0 | 1 | 3 | 0 | 0 | 0 | 1 | 0 | 0 | 0 | 22-2 | 1-0 | 0 | 0.00 | 52 |
| Feb 27 | at Miami (FL) | | 1.0 | 0 | 0 | 0 | 0 | 1 | 0 | 0 | 0 | 1 | 0 | 0 | 0 | 0-3 | 1-0 | 0 | 0.00 | 13 |
| Feb 28 | at Miami (FL) | | 0.0 | 2 | 2 | 2 | 0 | 0 | 0 | 0 | 0 | 0 | 0 | 0 | 0 | 9-6 | 1-0 | 0 | 4.50 | 5 |
| Mar 05 | NORTH CAROLINA | | 0.2 | 0 | 0 | 0 | 1 | 1 | 0 | 0 | 0 | 0 | 0 | 0 | 0 | 10-6 | 2-0 | 0 | 3.86 | 15 |
| Mar 07 | NORTH CAROLINA | | 0.1 | 0 | 0 | 0 | 0 | 0 | 0 | 0 | 0 | 0 | 0 | 0 | 0 | 6-9 | 2-0 | 0 | 3.60 | 2 |
| Mar 09 | VCU | * | 1.1 | 4 | 4 | 4 | 1 | 1 | 1 | 0 | 0 | 0 | 0 | 1 | 0 | 10-9 | 2-0 | 0 | 8.53 | 40 |
| Mar 16 | UNCG | | 4.0 | 6 | 4 | 4 | 0 | 4 | 0 | 0 | 0 | 0 | 0 | 0 | 0 | 2-7 | 2-1 | 0 | 8.71 | 69 |
| Totals | | 2 | 10.1 | 15 | 11 | 10 | 3 | 10 | 1 | 0 | 0 | 2 | 0 | 1 | 0 | 59-42 | 2-1 | 0 | 8.71 | - |

#12 Shane Connolly - 2 games (All games)

| Date | Opponent | Pos | AB | R | H | RBI | 2B | 3B | HR | BB | SB | CS | HBP | SAC | SF | GDP | K | PO | A | E | Avg |
|--------|---------------|-----|----|---|---|-----|----|----|----|----|----|----|-----|-----|----|-----|---|----|---|---|------|
| Feb 26 | at Miami (FL) | p | 0 | 0 | 0 | 0 | 0 | 0 | 0 | 0 | 0 | 0 | 0 | 0 | 0 | 0 | 0 | 0 | 1 | 0 | .000 |
| Mar 21 | at Clemson | *p | 0 | 0 | 0 | 0 | 0 | 0 | 0 | 0 | 0 | 0 | 0 | 0 | 0 | 0 | 0 | 0 | 2 | 0 | .000 |
| Totals | | 1gs | 0 | 0 | 0 | 0 | 0 | 0 | 0 | 0 | 0 | 0 | 0 | 0 | 0 | 0 | 0 | 0 | 3 | 0 | .000 |

On base pct. .000 • Slugging pct. .000

#12 Shane Connolly - 8 appearances (All games)

| Date | Opponent | GS | IP | H | R | ER | BB | SO | 2B | 3B | HR | WP | BK | HBP | IBB | Score | W-L | Sv | ERA | NP |
|--------|----------------|----|------|----|---|----|----|----|----|----|----|----|----|-----|-----|-------|-----|----|------|----|
| Feb 21 | KENT STATE-2 | | 2.2 | 1 | 0 | 0 | 0 | 3 | 0 | 0 | 0 | 0 | 0 | 0 | 0 | 9-2 | 0-0 | 1 | 0.00 | 30 |
| Feb 26 | at Miami (FL) | | 2.0 | 2 | 0 | 0 | 0 | 1 | 0 | 0 | 0 | 0 | 0 | 0 | 0 | 5-3 | 0-0 | 2 | 0.00 | 26 |
| Feb 28 | at Miami (FL) | | 2.0 | 2 | 0 | 0 | 0 | 0 | 0 | 0 | 0 | 1 | 0 | 0 | 0 | 9-6 | 0-0 | 3 | 0.00 | 33 |
| Mar 05 | NORTH CAROLINA | | 1.2 | 2 | 0 | 0 | 0 | 5 | 0 | 0 | 0 | 0 | 0 | 0 | 0 | 10-6 | 0-0 | 4 | 0.00 | 37 |
| Mar 07 | NORTH CAROLINA | | 2.1 | 0 | 0 | 0 | 2 | 6 | 0 | 0 | 0 | 1 | 0 | 0 | 0 | 6-9 | 0-0 | 4 | 0.00 | 41 |
| Mar 12 | FLORIDA STATE | | 1.2 | 4 | 4 | 3 | 1 | 3 | 1 | 0 | 1 | 2 | 0 | 1 | 0 | 4-6 | 0-1 | 4 | 2.19 | 43 |
| Mar 14 | FLORIDA STATE | | 0.1 | 2 | 1 | 1 | 0 | 0 | 2 | 0 | 0 | 0 | 0 | 0 | 0 | 7-14 | 0-1 | 4 | 2.84 | 11 |
| Mar 21 | at Clemson | * | 7.0 | 3 | 1 | 1 | 0 | 11 | 0 | 0 | 0 | 0 | 0 | 1 | 0 | 2-4 | 0-1 | 4 | 2.29 | - |
| Totals | | 1 | 19.2 | 16 | 6 | 5 | 3 | 29 | 3 | 0 | 1 | 4 | 0 | 2 | 0 | 52-50 | 0-1 | 4 | 2.29 | - |

#25 Samuel Rochard - 3 appearances (All games)

| Date | Opponent | GS | IP | H | R | ER | BB | SO | 2B | 3B | HR | WP | BK | HBP | IBB | Score | W-L | Sv | ERA | NP |
|--------|----------------|----|-----|---|---|----|----|----|----|----|----|----|----|-----|-----|-------|-----|----|--------|----|
| Feb 21 | KENT STATE-2 | | 0.0 | 0 | 0 | 0 | 1 | 0 | 0 | 0 | 0 | 0 | 0 | 0 | 0 | 9-2 | 0-0 | 0 | 0.00 | 5 |
| Mar 07 | NORTH CAROLINA | | 0.0 | 0 | 0 | 0 | 2 | 0 | 0 | 0 | 0 | 0 | 0 | 0 | 0 | 6-9 | 0-0 | 0 | 0.00 | 10 |
| Mar 14 | FLORIDA STATE | | 0.0 | 2 | 2 | 2 | 0 | 0 | 0 | 0 | 0 | 0 | 0 | 0 | 0 | 7-14 | 0-0 | 0 | 999.00 | 4 |
| Totals | | 0 | 0.0 | 2 | 2 | 2 | 3 | 0 | 0 | 0 | 0 | 0 | 0 | 0 | 0 | 22-25 | 0-0 | 0 | 999.00 | - |

#39 Peter Sakellaris - 5 appearances (All games)

| Date | Opponent | GS | IP | H | R | ER | BB | SO | 2B | 3B | HR | WP | BK | HBP | IBB | Score | W-L | Sv | ERA | NP |
|--------|----------------|----|-----|---|---|----|----|----|----|----|----|----|----|-----|-----|-------|-----|----|-------|----|
| Mar 07 | NORTH CAROLINA | | 0.0 | 0 | 2 | 0 | 0 | 0 | 0 | 0 | 0 | 0 | 0 | 0 | 0 | 6-9 | 0-0 | 0 | 0.00 | 3 |
| Mar 09 | VCU | | 0.1 | 1 | 2 | 2 | 1 | 1 | 0 | 0 | 0 | 0 | 0 | 0 | 0 | 10-9 | 0-0 | 0 | 54.00 | 11 |
| Mar 14 | FLORIDA STATE | | 1.1 | 2 | 1 | 1 | 0 | 1 | 1 | 0 | 0 | 0 | 0 | 1 | 0 | 7-14 | 0-0 | 0 | 16.20 | 26 |
| Mar 16 | UNCG | | 0.2 | 1 | 0 | 0 | 1 | 0 | 0 | 0 | 0 | 0 | 0 | 0 | 0 | 2-7 | 0-0 | 0 | 11.57 | 21 |
| Mar 19 | at Clemson | | 1.0 | 2 | 0 | 0 | 0 | 0 | 0 | 0 | 0 | 0 | 0 | 0 | 0 | 2-8 | 0-0 | 0 | 8.10 | - |
| Totals | | 0 | 3.1 | 6 | 5 | 3 | 2 | 2 | 1 | 0 | 0 | 0 | 0 | 1 | 0 | 27-47 | 0-0 | 0 | 8.10 | - |

VIRGINIA TECH BASEBALL

NCAA STATS

| Statistic | National Conference | | Value National Leader | | Value Conference Leader | | |
|---|---------------------|------|-----------------------|-------------------------------------|--|----------------|-------------------------------|
| | Rank | Rank | Value | Leader | Value | Leader | |
| Base on Balls (267 ranked) | 66 | 5 | 65 | Texas A&M | 115 | Louisville | |
| Batting Average (267 ranked) | 83 | 6 | 0.271 | UMBC | 0.362 | Georgia Tech | |
| Double Plays (264 ranked) | 73 | 6 | 9 | Col. of Charleston Fla. Atlantic | 18 | Louisville | |
| Double Plays Per Game (264 ranked) | 117 | 7 | 0.64 | Northwestern | 1.38 | Duke | |
| Doubles (264 ranked) | 45 | 4 | 27 | Georgia Tech | 43 | Georgia Tech | |
| Doubles Per Game (266 ranked) | 68 | 5 | 1.93 | UMBC | 3.20 | Duke | |
| Earned Run Average (267 ranked) | 97 | 7 | 4.32 | LIU | 0.00 | Florida St. | |
| Fielding Percentage (267 ranked) | 164 | 9 | 0.965 | Nebraska | 0.997 | Notre Dame | |
| Hit Batters (265 ranked) | 24 | 1 | 22 | Texas Southern | 35 | Virginia Tech | |
| Hit by Pitch (266 ranked) | 27 | 1 | 22 | Western Caro. | 39 | Virginia Tech | |
| Hits (267 ranked) | 68 | 4 | 128 | Florida | 186 | Georgia Tech | |
| Hits Allowed Per Nine Innings (267 ranked) | 162 | 12 | 9.22 | LIU | 2.00 | North Carolina | |
| Home Runs (248 ranked) | 27 | 2 | 18 | LSU | 33 | North Carolina | |
| Home Runs Per Game (260 ranked) | 39 | 4 | 1.29 | Saint Joseph's | 2.75 | NC State | |
| On Base Percentage (267 ranked) | 83 | 6 | 0.378 | UMBC | 0.512 | Georgia Tech | |
| Runs (267 ranked) | 35 | 3 | 103 | Arizona | 149 | Georgia Tech | |
| Sacrifice Bunts (227 ranked) | 227 | 12 | 1 | South Alabama | 16 | Pittsburgh | |
| Sacrifice Flies (231 ranked) | 8 | 1 | 10 | San Diego | 13 | Georgia Tech | |
| Scoring (267 ranked) | 43 | 3 | 7.4 | UMBC | 15.8 | Georgia Tech | |
| Shutouts (49 ranked) | 49 | 2 | 1 | 5 teams tied | 4 | Miami (FL) | |
| Slugging Percentage (267 ranked) | 42 | 4 | 0.460 | UMBC | 0.610 | Georgia Tech | |
| Stolen Bases (266 ranked) | 138 | 9 | 10 | Jackson St. Louisville | 48 | Louisville | |
| Stolen Bases Per Game (266 ranked) | 185 | 10 | 0.71 | UMBC | 4.20 | Louisville | |
| Strikeout-to-Walk Ratio (267 ranked) | 55 | 5 | 2.73 | LIU | 6.50 | Clemson | |
| Strikeouts Per Nine Innings (267 ranked) | 15 | 3 | 11.8 | Mississippi St. | 13.7 | Wake Forest | |
| Triple Plays (1 ranked) | | | | Davidson | 1 | | |
| Triples (199 ranked) | 46 | 2 | 4 | 4 teams tied | 8 | Georgia Tech | |
| Triples Per Game (240 ranked) | 86 | 3 | 0.29 | Bucknell | 1.00 | Georgia Tech | |
| WHIP (267 ranked) | 144 | 12 | 1.50 | LIU | 0.44 | North Carolina | |
| WL Pct (261 ranked) | 65 | 6 | 0.643 | 4 teams tied | 1.000 | Notre Dame | |
| Walks Allowed Per Nine Innings (267 ranked) | 117 | 5 | 4.32 | UNLV | 1.59 | Miami (FL) | |
| Base on Balls (97 ranked) | Jonah Seagears | 20 | 1 | 14 | Elijah Nunez, TCU | 20 | Tres Gonzalez, Georgia Tech |
| Base on Balls Per Game (143 ranked) | Jonah Seagears | 42 | 2 | 1.00 | Giovanni Ciaccio, LIU | 3.00 | Jordan Lala, Miami (FL) |
| Batting Average (250 ranked) | T.J. Rumfield | 150 | 15 | 0.386 | EJ Exposito, LIU | 0.800 | Kevin Parada, Georgia Tech |
| Complete Games (3 ranked) | | | | | | | |
| Doubles (77 ranked) | | | | | | | |
| Doubles Per Game (149 ranked) | | | | | | | |
| Earned Run Average (199 ranked) | | | | | | | |
| Games Started (3 ranked) | Chris Gerard | 3 | 1 | 4 | Nikelle Galatas, Jackson St. Ian Villers, California | 5 | 22 players tied |
| Hit Batters (58 ranked) | Peyton Alford | 58 | 2 | 4 | Robert Gasser, Houston | 8 | Bryce Hubbard, Florida St. |
| Hit By Pitch Per Game (133 ranked) | Gavin Cross | 116 | 2 | 0.36 | Kyle Chmielewski, Lafayette | 1.50 | Jordan Lala, Miami (FL) |
| Hit by Pitch (92 ranked) | Gavin Cross | 38 | 1 | 5 | 4 players tied | 9 | 4 players tied |
| Hits (116 ranked) | T.J. Rumfield | 41 | 4 | 22 | Jaden Fein, San Diego St. Connor Norby, East Carolina | 31 | Kevin Parada, Georgia Tech |
| Hits Allowed Per Nine Innings (150 ranked) | | | | | | | |
| Hits Per Game (150 ranked) | T.J. Rumfield | 77 | 9 | 1.57 | EJ Exposito, LIU | 4.00 | Jared Miller, Notre Dame |
| Home Runs (135 ranked) | Gavin Cross | 62 | 8 | 4 | Wes Clarke, South Carolina | 9 | Luca Tresh, NC State |
| Home Runs Per Game (132 ranked) | Gavin Cross | 132 | 14 | 0.29 | EJ Exposito, LIU | 2.00 | Luca Tresh, NC State |
| On Base Percentage (149 ranked) | | | | | | | |
| Pitching Appearances (142 ranked) | Shane Connolly | 47 | 5 | 7 | 5 players tied | 10 | Blake Bales, Virginia |
| Runs (115 ranked) | Gavin Cross | 12 | 1 | 19 | Branden Boissiere, Arizona | 26 | Gavin Cross, Virginia Tech |
| Runs Batted In (118 ranked) | Tanner Schobel | 25 | 1 | 19 | Andy Garriola, Old Dominion | 27 | Luke Gold, Boston College |
| Runs Batted In Per Game (150 ranked) | Tanner Schobel | 61 | 3 | 1.36 | EJ Exposito, LIU | 6.00 | Niko Kavadas, Notre Dame |
| Runs Per Game (147 ranked) | Gavin Cross | 41 | 4 | 1.36 | Justin Grech, Lafayette Justin Johnson, Lafayette | 2.50 | Jared Miller, Notre Dame |
| Sacrifice Bunts (70 ranked) | | | | | | | |
| Sacrifice Bunts Per Game (120 ranked) | | | | | | | |
| Sacrifice Flies (42 ranked) | Gavin Cross | 9 | 1 | 3 | Josh Glenn, Northern Colo. | 6 | 4 players tied |
| Saves (139 ranked) | Shane Connolly | 6 | 2 | 4 | 5 players tied | 5 | Carson Palmquist, Miami (FL) |
| Slugging Percentage (248 ranked) | Gavin Cross | 54 | 6 | 0.769 | EJ Exposito, LIU | 2.200 | Luca Tresh, NC State |
| Stolen Bases (127 ranked) | | | | | | | |
| Stolen Bases Per Game (142 ranked) | | | | | | | |
| Strikeout-to-Walk Ratio (148 ranked) | | | | | | | |
| Strikeouts (137 ranked) | Chris Gerard | 88 | 7 | 27 | Gunnar Hoglund, Ole Miss | 42 | Andrew Abbott, Virginia |
| Strikeouts Per Nine Innings (150 ranked) | Peyton Alford | 121 | 10 | 25 | | | |
| Total Bases (137 ranked) | Gavin Cross | 30 | 4 | 40 | Connor Norby, East Carolina | 54 | Sal Frelick, Boston College |
| Toughest to Strike Out (148 ranked) | T.J. Rumfield | 18 | 2 | 19 | 5 players tied | 0.0 | Luke Waddell, Georgia Tech |
| Triples (94 ranked) | Gavin Cross | 15 | 1 | 2 | 14 players tied | 3 | Gavin Cross, Virginia Tech |
| Triples Per Game (150 ranked) | Gavin Cross | 81 | 1 | 0.14 | Joe Simourian, Navy | 0.75 | Gavin Cross, Virginia Tech |
| Victories (60 ranked) | Ryan Okuda | 60 | 6 | 2 | 7 players tied | 4 | Anthony Arguelles, Miami (FL) |
| WHIP (149 ranked) | | | | | | | |
| Walks Allowed Per Nine Innings (148 ranked) | | | | | | | |

RESULTS



2021 VT Baseball
Game Results for Virginia Tech (as of Mar 21, 2021)
(All games)



| Date | Opponent | Score | Inns | Overall | Conference | Pitcher of record | Attend | Time |
|----------------|--------------------|--------|------|---------|------------|----------------------|--------|------|
| Feb 21, 2021 | KENT STATE-1 | w 3-1 | 9 | 1-0-0 | 0-0-0 | C. Gerard (W 1-0) | 203 | 2:44 |
| Feb 21, 2021 | KENT STATE-2 | w 9-2 | 9 | 2-0-0 | 0-0-0 | A. Simonelli (W 1-0) | 203 | 2:54 |
| Feb 23, 2021 | RADFORD | w 22-2 | 9 | 3-0-0 | 0-0-0 | R. Okuda (W 1-0) | 250 | 3:40 |
| * Feb 26, 2021 | at #3 Miami (FL) | w 5-3 | 9 | 4-0-0 | 1-0-0 | M. Siverling (W 1-0) | 623 | 2:54 |
| * Feb 27, 2021 | at #3 Miami (FL) | L 0-3 | 9 | 4-1-0 | 1-1-0 | C. Gerard (L 1-1) | 652 | 2:28 |
| * Feb 28, 2021 | at #3 Miami (FL) | w 9-6 | 9 | 5-1-0 | 2-1-0 | J. Heard (W 1-0) | 634 | 3:35 |
| * Mar 05, 2021 | #25 NORTH CAROLINA | w 10-6 | 9 | 6-1-0 | 3-1-0 | R. Okuda (W 2-0) | 1000 | 3:44 |
| * Mar 06, 2021 | #25 NORTH CAROLINA | w 6-4 | 9 | 7-1-0 | 4-1-0 | G. Firoved (W 1-0) | 1000 | 3:17 |
| * Mar 07, 2021 | #25 NORTH CAROLINA | L 6-9 | 9 | 7-2-0 | 4-2-0 | N. Johnson (L 0-1) | 1000 | 4:05 |
| Mar 09, 2021 | VCU | w 10-9 | 9 | 8-2-0 | 4-2-0 | M. Siverling (W 2-0) | 1000 | 3:56 |
| Mar 10, 2021 | VCU | L 7-10 | 9 | 8-3-0 | 4-2-0 | J. Ritchey (L 0-1) | 780 | 4:03 |
| * Mar 12, 2021 | FLORIDA STATE | L 4-6 | 9 | 8-4-0 | 4-3-0 | S. Connolly (L 0-1) | 739 | 3:25 |
| * Mar 13, 2021 | FLORIDA STATE | w 5-0 | 9 | 9-4-0 | 5-3-0 | C. Gerard (W 2-1) | 1000 | 3:01 |
| * Mar 14, 2021 | FLORIDA STATE | L 7-14 | 9 | 9-5-0 | 5-4-0 | R. Metz (L 0-1) | 790 | 4:12 |
| Mar 16, 2021 | UNCG | L 2-7 | 9 | 9-6-0 | 5-4-0 | R. Okuda (L 2-1) | 1000 | 3:47 |
| * Mar 19, 2021 | at Clemson | L 2-8 | 9 | 9-7-0 | 5-5-0 | P. Alford (L 0-1) | 1280 | 2:50 |
| * Mar 20, 2021 | at Clemson | w 11-3 | 9 | 10-7-0 | 6-5-0 | J. Heard (W 2-0) | 1280 | 3:35 |
| * Mar 21, 2021 | at Clemson | L 2-4 | 9 | 10-8-0 | 6-6-0 | N. Johnson (L 0-2) | 1280 | 2:50 |

() extra inning game

HEADSHOT ROSTER



2
Sam TACKETT
IF | 6-0 | 195 | Fr.
Lexington, Ky.



3
Chris GERARD
P | 5-10 | 175 | So.
Wayne, N.J.




4
Fritz GENTHER
IF | 5-8 | 165 | Fr.
Kingston, N.Y.




5
Gehrig EBEL
C | 6-0 | 190 | Fr.
Ooltewah, Tenn.



7
TJ RUMFIELD
IF | 6-5 | 225 | r-Fr.
Temple, Texas



8
Tanner SCHOBEL
IF | 5-10 | 170 | Fr.
Williamsburg, Va.



9
Brennan REBACK
OF | 6-0 | 195 | Jr.
Vernon Hills, Ill.



10
Nolan WILSON
P | 6-3 | 210 | r-So.
Atlanta, Ga.




11
Cade SWISHER
OF | 5-11 | 190 | Fr.
Chesterfield, Va.



12
Shane CONNOLLY
P | 6-2 | 175 | Jr.
Huntersville, N.C.



15
Nic PSIMAS
P | 6-6 | 225 | Fr.
Chesapeake, Va.



16
Matthew SIVERLING
P | 6-4 | 190 | Fr.
Matthews, N.C.



17
Cade HUNTER
C | 6-2 | 200 | Fr.
Mount Laurel, N.J.



18
Xander HAMILTON
P | 6-4 | 220 | Fr.
Raleigh, N.C.



19
Gavin CROSS
P/OF | 6-3 | 210 | Fr.
Bristol, Tenn.



20
Grant UMBERGER
P | 6-4 | 225 | Fr.
Chester Springs, Pa.



21
Kyle MCKERNAN
P | 6-5 | 200 | Fr.
Waxhaw, N.C.



22
Ryan OKUDA
P | 6-1 | 170 | Jr.
Gibsonia, Pa.




23
Tanner THOMAS
OF | 5-11 | 190 | Sr.
Jacksonville, Fla.



24
Nick BIDDISON
IF | 5-10 | 190
Glen Allen, Va.



25
Samuel ROCHARD
P | 6-1 | 205 | Fr.
Williamsburg, Va.



26
Kevin MADDEN
IF | 6-1 | 215 | So.
Glenwood, Md.



27
Noah JOHNSON
P | 6-5 | 195 | Fr.
Toledo, Ohio



28
Brayden MERRICK
IF | 6-3 | 210 | Fr.
Wirtz, Va.



29
Carson JONES
OF | 6-2 | 190 | Fr.
Glen Allen, Va.



30
Peyton ALFORD
P | 6-0 | 190 | Sr.
Knoxville, Tenn.



31
Jack HURLEY
OF | 6-0 | 185 | Fr.
Boalsburg, Pa.



32
Lucas DONLON
IF | 6-0 | 205 | Fr.
McLean, Va.



33
Nick HOLSEA
IF | 6-2 | 205 | So.
Huntingdon, Pa.



34
Anthony SIMONELLI
P | 6-2 | 200 | Jr.
Winchester, Va.



35
Ryan METZ
P | 6-1 | 190 | Jr.
Fishers, Ind.



37
Jonah SEAGERS
OF | 5-11 | 184 | So.
Gainesville, Va.



38
Jaison HEARD
P | 6-1 | 205 | Sr.
Maitland, Fla.



39
Peter SAKELLARIS
P | 6-0 | 185 | Fr.
Milton, Mass.



40
Henry WEYCKER
P | 5-11 | 205 | Fr.
Wellesley, Mass.



41
Dayne LEONARD
C | 6-0 | 195 | Fr.
Spring Green, Wis.



42
Ryan GLEASON
P | 6-5 | 210 | Fr.
Laytonville, Md.



43
Dusty MERCER
OF | 6-1 | 215 | Fr.
Matthews, N.C.



44
Jackson RITCHEY
P | 6-5 | 190 | Fr.
Huntingdon, Pa.



45
Parker STALLARD
OF | 5-11 | 190 | Fr.
Salem, Va.



46
Griffin GREEN
P | 6-3 | 205 | Fr.
Chelmsford, Mass.



47
Jonah HURNEY
P | 5-8 | 180 | So.
Kamuela, Hawai'i




48
Brady KIRTNER
P | 5-11 | 170 | Fr.
Christiansburg, Va.



49
Ethan FIROVED
P | 6-1 | 185 | Fr.
Virginia Beach, Va.



50
Christian WORLEY
P | 6-1 | 170 | Fr.
Alton, Va.



51
Graham FIROVED
P | 6-1 | 185 | So.
Virginia Beach, Va.



53
Jenner KEHE
P | 6-1 | 165 | Fr.
Golden, Colo.



55
Mike GRUPÉ
P | 6-1 | 195 | Fr.
Purcellville, Va.



John SZEFC
Head Coach
Fourth season



Kurt ELBIN
AC/Rec. Coord.
Fourth Season



Ryan FECTEAU
Assistant Coach
Fourth season



Tyler HANSON
Volunteer AC
Third season



Corey HAINES
Director of Ops
Fourth season



Kyle SARAZIN
Director, Player Dev.
Second season



Tyson PETERSHEIM
Consultant
Second season