



# HOKIES®

## 2021 Virginia Tech Softball Game Notes

### Game Info

Friday-Sunday | March 26-28  
Ulmer Stadium | Louisville, Ky.

### How to Watch



### Schedule

#### INFORMATION

##### No. 19/16 Virginia Tech



##### Hokies

Record.....16-4, 10-4 ACC

Streak.....W3

Head Coach.....Pete D'Amour

Record at Tech (Years).....84-19 (3rd)

##### Louisville



##### Cardinals

Record.....9-11, 3-6 ACC

Streak.....L4

Head Coach.....Holly Aprile

Record at School (Years).....54-47 (3rd)

#### NUMBERS TO KNOW

# 1

• Pitcher Keely Rochard sure has liked the number one her last few outings, recording four consecutive one-hitters dating back to last weekend.

# 10

• The Hokies posted 10 hits versus in-state rival Virginia on Wednesday, marking their ninth game this season of owning 10 or more hits in a contest.

# 11

• Outfielder Kelsey Brown has gotten a hit in 11 straight games, dating back to March 12 against NC State. During that span, she's batting .472.


#### PROBABLE LINEUP (BASED OFF LAST GAME)

#	Name	BA	H	R	RBI	HR
21	Kelsey Brown (LF)	.421	24	18	6	0
4	Darby Trull (CF)	.367	18	8	9	0
28	Grace Chavez (DP)	.205	8	6	12	6
2	Jayme Bailey (1B)	.414	24	15	23	3
8	Kelsey Bennett (SS)	.346	18	11	17	7
24	Morgan Overaitis (2B)	.344	11	9	6	3
12	Alexa Milius (3B)	.240	6	6	7	2
90	Emma Ritter (RF)	.306	11	11	4	1
18	Mackenzie Lawter (C)	.200	4	6	3	0
		ERA	IP	K	BB	W-L
3	Keely Rochard (P)	0.88	80.0	109	28	12-1

#### BASE TO BASE

- After playing seven games in a row at home, the No. 19/16 Virginia Tech softball team will hit the road to the Derby City this weekend, taking on Louisville in a four-game series.
- Tech leads the all-time series over the Cardinals 8-7 and has two in a row. However, before those two wins in 2019, the Cards had a four-game win streak.
- The Hokies are 1-2 in Louisville in the series and face UofL under coach Pete D'Amour for just the second time in a series and the first time meeting in Louisville.
- D'Amour is 2-1 all-time against Holly Aprile. They never faced each other before 2019.

#### WHO TO WATCH



- Turning in her fourth straight one-hitter, Keely Rochard shoved against in-state rival UVA.
- The junior tallied nine strikeouts in 7.0 innings of work, while surrendering just two walks.

- Racking up a career-high three hits for the second time this season, Kelsey Brown had three singles versus UVA.
- The sophomore had an RBI and made a terrific catch down the left-field line, too.



#### LAST TIME OUT

- Taking on Virginia in a nonconference midweek game, the Hokies defended their turf with a 7-0 win this past Wednesday.
- Outhitting the Cavaliers 10-1 on the day, Tech started off slow (scoreless first two innings), then kicked it into gear by scoring in the next four frames.
- Two Hokies had multi-hit outings in Kelsey Brown (3 hits) and Emma Ritter (2), while pitcher Keely Rochard threw a one-hitter.

#### FEBRUARY

13	at Kennesaw State (DH)	Kennesaw, Ga.	W, 6-0; W, 6-0
14	at Kennesaw State	Kennesaw, Ga.	W, 4-0
18	at [RV/RV] Clemson* <sup>1</sup>	Clemson, S.C.	L, 8-1
19	at [RV/RV] Clemson* (DH) <sup>1</sup>	Clemson, S.C.	W, 9-0 (5 inn.); W, 4-1
20	vs. #13/14 Florida State* (DH) <sup>2</sup>	Atlanta, Ga.	L, 7-1; W, 9-1 (5 inn.)
21	vs. #13/14 Florida State* <sup>2</sup>	Atlanta, Ga.	W, 6-0
27	ARMY (DH)	Blacksburg, Va.	PPD

#### MARCH

5	BOSTON COLLEGE*	Blacksburg, Va.	PPD
6	BOSTON COLLEGE* (DH)	Blacksburg, Va.	PPD
7	BOSTON COLLEGE*	Blacksburg, Va.	PPD
12	at NC State*	Raleigh, N.C.	W, 4-2
13	at NC State* (DH)	Raleigh, N.C.	8-0 (5 inn.); W, 12-2 (6 inn.)
14	at NC State*	Raleigh, N.C.	W, 17-4 (5 inn.)
17	RADFORD (DH)	Blacksburg, Va.	W, 11-1 (5 inn.); W, 9-1 (5 inn.)
19	PITT*	Blacksburg, Va.	W, 9-0 (5 inn.)
20	PITT* (DH)	Blacksburg, Va.	L, 5-3; W, 5-0
21	PITT*	Blacksburg, Va.	W, 2-0
24	VIRGINIA	Blacksburg, Va.	W, 7-0
26	at Louisville	Louisville, Ky.	7 p.m.
27	at Louisville (DH)	Louisville, Ky.	12 p.m. & 2:30 p.m.
28	at Louisville	Louisville, Ky.	1 p.m.
30	at Virginia	Charlottesville, Va.	6 p.m.

#### APRIL

2	at Duke*	Durham, N.C.	5 p.m.
3	at Duke* (DH)	Durham, N.C.	5 & 7 p.m.
4	at Duke*	Durham, N.C.	3 p.m.
7	LONGWOOD (DH)	Blacksburg, Va.	4 p.m. & 6 p.m.
14	LIBERTY	Blacksburg, Va.	6 p.m.
16	GEORGIA TECH*	Blacksburg, Va.	6 p.m.
17	GEORGIA TECH* (DH)	Blacksburg, Va.	1 & 3 p.m.
18	GEORGIA TECH*	Blacksburg, Va.	12 p.m.
23	NOTRE DAME*	Blacksburg, Va.	6 p.m.
24	NOTRE DAME* (DH)	Blacksburg, Va.	12 p.m. & 2 p.m.
25	NOTRE DAME*	Blacksburg, Va.	12 p.m.
28	at Liberty	Lynchburg, Va.	6 p.m.
30	at Syracuse*	Syracuse, N.Y.	4 p.m.

#### MAY

1	at Syracuse* (DH)	Syracuse, N.Y.	1 p.m. & 3 p.m.
2	at Syracuse*	Syracuse, N.Y.	12 p.m.
12-15	ACC Championship	Louisville, Ky.	

CAPS = HOME | AT = ROAD | VS. = NEUTRAL SITE | \* = ACC CONFERENCE GAME | DH = DOUBLEHEADER

1 ACC POD AT CLEMSON | 2 ACC POD AT GEORGIA TECH  
RANKINGS = USA TODAY/NFCA COACHES' POLL / ESPN.COM/USA SOFTBALL POLL

#### VIRGINIA TECH CONTACT

Sean Torney  
Assistant, Strategic Communications  
Phone: (508) 562-0638  
Email: storney5@vt.edu

### Social



@HokiesSoftball



@HokiesSoftball



/HokieSoftball



@HokieSports



**NFCA Week 6 Top 25 Poll**

March 23 | *Opponents in italics*

Team (1st place)	Record	Points	Last
1 Oklahoma (32)	22-0	800	1
2 UCLA	19-1	765	2
3 Oregon	20-1	710	4
4 Alabama	24-2	690	3
5 Florida	21-2	678	5
6 Washington	22-2	653	6
7 Kentucky	23-2	573	9
8 Texas	20-3	532	10
9 Arizona	14-5	493	7
10 Oklahoma State	23-4	480	8
11 <i>Duke</i>	24-1	475	14
12 <i>Florida State</i>	16-6	472	13
13 LSU	17-8	440	12
14 Arizona State	17-6	410	11
15 Arkansas	23-3	337	17
16 Louisiana	16-6	317	15
17 Georgia	21-3	316	19
18 Missouri	20-6	249	16
<b>19 Virginia Tech</b>	<b>16-4</b>	<b>224</b>	<b>18</b>
20 <i>Clemson</i>	20-2	176	23
21 Tennessee	21-5	164	21
22 UCF	19-6	96	20
23 South Carolina	17-7	89	24
24 Auburn	18-6	61	22
25 Michigan	9-3	54	25

**Receiving Votes:** Northwestern (41), Iowa State (22), Baylor (19), Illinois (12), Liberty (12), Southern Illinois (9), James Madison (7), Texas State (6), Wichita State (6), South Alabama (5), Texas A&M (4), Fresno State (3).

**USA Softball Week 6 Top 25 Poll**

March 23 | *Opponents in italics*

Team (1st place)	Record	Points	Last
1 Oklahoma (32)	22-0	500	1
2 UCLA	19-1	476	3
3 Alabama	24-2	446	2
4 Oregon	20-1	418	4
5 Florida	21-2	417	5
6 Washington	22-2	405	7
7 Kentucky	23-2	327	10
8 Arizona	14-5	310	8
9 Oklahoma State	23-4	306	6
10 Texas	20-3	302	11
11 LSU	17-8	293	12
12 <i>Duke</i>	24-1	270	14
13 <i>Florida State</i>	16-6	252	13
14 Arizona State	17-6	246	9
15 Arkansas	23-3	232	17
<b>16 Virginia Tech</b>	<b>16-4</b>	<b>180</b>	<b>16</b>
17 Louisiana	16-6	172	15
18 Georgia	21-3	166	20
19 Tennessee	21-5	158	19
20 Missouri	20-6	109	18
21 <i>Clemson</i>	20-2	84	25
22 Northwestern	11-1	77	22
23 South Carolina	17-7	66	24
24 UCF	19-6	37	21
25 Auburn	18-6	36	23

**Receiving Votes:** Texas A&M (34), James Madison (31), Illinois (25), Baylor (21), Texas State (20), Stanford (17), Iowa State (16), Michigan (14), *Virginia (10)*, Mississippi State (10), Southern Illinois (10), Minnesota (5), WKU (1).

**GENERAL INFORMATION**

University Name .....	Virginia Tech
Location .....	Blacksburg, Va.
Founded .....	1872
Enrollment .....	34,000
President.....	Dr. Timothy Sands
Director of Athletics.....	Whit Babcock
Nickname .....	Hokies
Mascot .....	Hokie Bird
Colors.....	Chicago Maroon and Burnt Orange
Affiliation.....	NCAA Division I
Conference.....	Atlantic Coast
Home Field.....	Tech Softball Park (TSP)
Capacity .....	1,024

**INFORMATION**

2020 Record.....	21-4
2020 Conference Record / Finish.....	3-0 / T-1st in ACC
Starters Returning / Lost.....	7 / 2
Newcomers.....	10

**STAFF**

Head Coach (Alma Mater) .....	Pete D'Amour (Missouri)
Virginia Tech Record / Years.....	83-19 / Third season
Overall Record / Years .....	162-56 / Five years
Assistant Coach.....	Doug Gillis (Northwood)
Assistant Coach.....	Mike Lewis (Missouri-Kansas City)
Volunteer Assistant Coach .....	Andrew Stover (Virginia Western Community College)
Student Assistant.....	Caitlyn Nolan (Virginia Tech)
Director of Operations.....	Whitney Showalter (Virginia Tech)
Athletic Trainer .....	Kristen Matthis (Pitt, UCF)
Strength & Conditioning .....	Kelly Murphy (Cornell, Columbia)

**ROSTER**

No.	Name	Yr.	B/T	Pos.	Ht.	Hometown	High School / Previous School
2	Jayme Bailey	So.	R/R	U	5-5	Scott Depot, W.Va.	Hurricane
3	Keely Rochard	Jr.	R/R	P	5-8	Williamsburg, Va.	Warhill
4	Darby Trull	Jr.	L/L	OF	5-3	Fort Mill, S.C.	Nation Ford
5	Jenna Pearson	Fr.	R/R	U	5-8	North Stafford, Va.	North Stafford
7	Keara Napoli	Jr.	R/R	P	5-6	Alpharetta, Ga.	Cambridge / Georgia
8	Kelsey Bennett	So.	R/R	IF	5-5	Buford, Ga.	Buford
10	Mackenzie Osborne	Fr.	R/R	P	5-9	Richlands, Va.	Richlands
11	Cana Davis	Jr.	R/R	OF	5-9	Harrisonburg, Va.	Turner Ashby
12	Alexa Milius	So.	R/R	U		Thomaston, Conn.	Thomaston / Central Connecticut St.
15	Emma Yates	Fr.	R/R	C	5-6	Fairfax Station, Va.	South County
16	Meredith Slaw	So.	L/R	IF	5-11	Warsaw, Va.	Rappahannock
17	Molly Jacobson	Fr.	R/R	P	6-0	Waukee, Iowa	Waukee
18	Mackenzie Lawter	Jr.	R/R	C	5-5	South Boston, Va.	Halifax County
19	Maddie Rountree	Fr.	R/R	IF	5-11	Smithfield, Va.	Isle of Wight Academy
20	Maddy Federico	Fr.	R/R	OF	5-6	Midlothian, Va.	Manchester
21	Kelsey Brown	So.	L/R	OF	5-6	Haymarket, Va.	Battlefield / JMU
22	Maija Louko	Fr.	R/R	IF	5-7	Reston, Va.	South Lakes
24	Morgan Overaitis	So.	L/R	IF	5-4	Canton, Mich.	Salem / Michigan
26	Addy Greene	Fr.	L/R	IF	5-9	Suffolk, Va.	Nansemond-Suffolk Academy
27	Rebecca Ludowig	Fr.	R/R	U	5-10	Ashburn, Va.	Rock Ridge
28	Grace Chavez	So.	R/R	C	5-9	Las Vegas, Nev.	West Career & Technical Academy
31	Kayleigh Addington	Jr.	R/R	C	5-7	Lexington, Va.	Rockbridge
33	Kaylee Hewitt	Fr.	R/R	P	6-2	Murfreesboro, Tenn.	Riverdale
34	Ivy Rosenberry	Fr.	R/R	P	5-8	Winchester, Va.	James Wood
90	Emma Ritter	Fr.	R/R	OF	5-9	Perryville, Md.	John Carroll
97	Cameron Fagan	Fr.	L/R	IF	5-8	Dunnellon, Fla.	Dunnellon





**ACC Standings**

Team	Overall	ACC	Pct.
No. 14/14 Duke	24-1	12-1	.923
No. 23/25 Clemson	20-2	12-2	.857
No. 18/16 Virginia Tech	16-4	10-4	.714
North Carolina	10-8	6-3	.667
No. 13/13 Florida State	16-6	4-2	.667
NC State	14-8	10-8	.556
Notre Dame	13-8	6-6	.500
Louisville	9-11	3-6	.333
Pitt	9-14	4-9	.308
Syracuse	6-9	2-6	.250
[--/RV] Virginia	8-16	4-13	.235
Georgia Tech	9-18	4-14	.222
Boston College	5-11	1-4	.200

**2021 ACC Softball Preseason Coaches Poll**

Florida State (141 points, nine first-place votes)

**Virginia Tech (136 points, four first-place votes)**

Notre Dame (114 points)

Duke (99 points)

North Carolina (96 points)

Clemson (88 points)

Louisville (81 points)

NC State (78 points)

Georgia Tech (61 points)

Syracuse (39 points)

Pitt (31 points)

Virginia (28 points)

Boston College (22 points)

**2021 Preseason All-ACC Softball Team**

Hannah Goodwin, Clemson, Fr., INF

DJ Davis, Duke, Sr., INF

Sydney Sherril, Florida State, Jr., INF

Katie Marino, Notre Dame, Gr., INF

**Kelsey Bennett, Virginia Tech, So., INF**

Marissa Guimbarda, Clemson, Jr., OF

Dani Morgan, Florida State, Sr., OF

Taty Forbes, NC State, Sr., OF

**Jayme Bailey, Virginia Tech, So., OF**

Caylan Arnold, Florida State, Sr., P

Brittany Pickett, North Carolina, Sr., P

**Keely Rochard, Virginia Tech, Jr., P**

Anna Shelnut, Florida State, Sr., C

Valerie Cagle, Clemson, Fr., UT

**GREENSBORO, N.C.** – Florida State leads all ACC teams with four selections to the 2021 Preseason All-ACC Softball Team and has been selected as the 2021 ACC preseason favorite in a vote of the league's 13 head coaches.

The Seminoles, who have won the last six ACC Softball Championships, received nine first-place votes. Coaches were not allowed to vote for their own teams.

Virginia Tech finished second in the poll with 136 points and four first-place votes, while Notre Dame was picked third with 114 points. Duke (99 points), North Carolina (96 points) and Clemson (88 points) were slated fourth, fifth and sixth, respectively. Louisville was picked seventh with 81 points, followed by NC State (78 points), Georgia Tech (61 points) and Syracuse in 10th with 39 points. Pitt finished with 31 points for 11th, and Virginia (28 points) and Boston College (22 points) rounded out the voting.

**GOIN' STREAKIN'**

- Tech's Kelsey Brown has been on a tear since the Hokies came off pause (due to Covid-19 protocols).
- Tech had six games postponed, meaning the players didn't play a game for 17 days. But, on March 12 when they were back in action at NC State, Brown came out swinging and really hasn't missed since.
- During this stretch, which is 11 games, she's gotten at least one hit in all of those contests and is seeing the ball great at the plate.
- The JMU transfer is 17 for 36 (.472) and has scored 11 runs and swiped six bases.
- But, she ain't the only one whose been streakin'!
- Jayme Bailey is actually batting better (.519), despite not having a long hit streak like Brown.
- Bailey is 14 for 27 with nine runs scored, 14 RBIs (Brown has 5 RBIs) and has five extra-base hits for an impressive .889 slugging percentage.

**STAYIN' HOT**

- Pitcher Keely Rochard sure is tough to beat and has been especially these last four outings for her.
- Over her last four appearances, she's only allowed four hits, five walks and zero (!) runs for the 25.0 innings and 84 batters she's faced.
- During this four-game stretch for her, her ERA has been 0.00 and her opponent's batting average has been 0.48 (4 for 84).

**A FIRST, BUT NOT THE BEST**

- The Hokies were held to zero home runs over the weekend against Pitt.
- So kudos to Pitt's pitching on accomplishing the feat, and quite the feat it is.
- Since D'Amour took over (first season was '19), Tech hadn't been held to a zero-homerun outing in a series before, marking this past weekend the first time doing so.
- D'Amour and Co. played in 13 series leading up to the Pitt series. And, remember, the Pitt series was four games, while majority of the other 13 were three-game series, making it that much more impressive for the Panthers.
- So, expect Tech to get back to its ways with the long ball soon. Besides, they've hit a staggering 158 dingers over the last three years out of 103 contests (1.5 HRs a game).

**SHUTOUT QUEEN**

- Queen Keelz is tough to get a run on, ranking as one of the better pitchers in the country for most shutouts so far this season.
- Rochard is tied for first nationally for shutouts with six this year.
- Last season, the righty racked up seven and has 24 so far in her storied career.

Name (School)	ERA	K	W-L	SO
Payton Gottshall (Bowling Green)	1.56	165	10-5	6
Keely Rochard (Virginia Tech)	0.88	119	12-1	6
Valerie Cagle (Clemson)	1.00	91	12-1	5
Gabbie Plain (Washington)	0.62	165	13-0	5
Hailey Dolcini (Fresno State)	1.19	105	9-3	5
Grace Vesco (Saint Francis, Pa.)	1.05	77	9-2	5

**WHAT DO THEY DO WELL?**

- Tech ranks highly in the nation in a few categories that has led to its success.
- The Hokies are tied for 10th overall in shutouts (9), 17th in slugging percentage (.568), 19th in both home runs per game (1.45) and 23rd in batting average (.328).
- How do those stack up amongst its ACC peers? It is first in batting average, shutouts and slugging percentage, while being second in home runs per game.

**MOVING UP**

- Junior pitcher Keely Rochard passed Kenzie Roark for sixth on the Virginia Tech all-time strikeouts list recently.
- Rochard has struck out 563 batters in her career, including 119 this season. She is 26 away from passing Jasmin Harrell (2010-13) to sit fifth all-time in school history.

**GOING BACK TO BACK**

- In the doubleheader vs. Radford on March 17, the Hokies went back-to-back multiple times.
- In Game 1, Cana Davis and Alexa Milius hit back-to-back solo homers, each players' second homer of the year.
- In Game 2, Jayme Bailey, Kelsey Bennett and Morgan Overaitis went back-to-back-to-back, marking the first time Tech had accomplished the feat since Feb. 21, 2015.

**WALK IT OFF**

- Up 8-1 in the bottom of the fifth inning in Game 2 vs. Radford, Grace Chavez entered the game as a pinch hitter with two outs and belted one over the left field wall to end the game 9-1.
- It was the Hokies' first walk-off home run of the season and first since April 12, 2019 when Mackenzie Lawter walked off Virginia after five innings.
- The homer was Chavez's fifth of the year and first since Game 3 vs. No. 13/13 Florida State.

**BENNETT BOMBS**

- Since March 13, Kelsey Bennett has hit six home runs, including her school record three homers in Sunday's win at NC State.
- The sophomore is leading the team with seven homers on the season, tying her total from last season in 25 games.
- Since March 13, Bennett has knocked in 14 runs off nine hits.

**BAILEY ON ST. PATRICK'S DAY**

- In Wednesday's doubleheader vs. Radford, sophomore Jayme Bailey went 4 for 5 with a double, triple and a home run for five runs batted in.
- The West Virginia native leads the Hokies in both batting average at .417 and RBIs with 20.
- Bailey was second on the team last season in RBIs with 21 in 25 games.



**MISCELLANEOUS**

Multiple Hit Games	2	3	4	5+	Total
97 Cameron Fagan	8	-	-	-	8
21 Kelsey Brown	5	2	-	-	7
2 Jayme Bailey	4	2	-	-	6
4 Darby Trull	5	-	-	-	5
90 Emma Ritter	4	-	-	-	4
8 Kelsey Bennett	2	2	-	-	4
24 Morgan Overaitis	2	-	-	-	2
11 Cana Davis	1	-	-	-	1
12 Alexa Milius	1	-	-	-	1
TEAM	32	6	0	0	38

Hitting Streaks	Longest	Current
21 Kelsey Brown	11	11
4 Darby Trull	8	-
2 Jayme Bailey	8	-
97 Cameron Fagan	7	7
28 Grace Chavez	6	1
24 Morgan Overaitis	4	3
12 Alexa Milius	4	-
8 Kelsey Bennett	4	1
11 Cana Davis	4	1
18 Mackenzie Lawter	2	1
26 Addy Greene	2	-
90 Emma Ritter	2	1
19 Maddie Rountree	1	-
16 Meredith Slaw	1	1
31 Kayleigh Addington	1	1

Multiple RBI Games	2	3	4	5+	Total
2 Jayme Bailey	4	2	1	-	7
8 Kelsey Bennett	3	1	-	1	5
16 Meredith Slaw	2	-	1	-	3
97 Cameron Fagan	2	1	-	-	3
12 Alexa Milius	1	-	1	-	2
11 Cana Davis	2	-	-	-	2
28 Grace Chavez	1	1	-	-	2
21 Kelsey Brown	2	-	-	-	2
26 Addy Greene	2	-	-	-	2
90 Emma Ritter	1	-	-	-	1
31 Kayleigh Addington	1	-	-	-	1
24 Morgan Overaitis	1	-	-	-	1
4 Darby Trull	1	-	-	-	1
TEAM	23	5	3	1	32

Reached Base Streaks	Longest	Current
8 Kelsey Bennett	15	1
21 Kelsey Brown	13	13
2 Jayme Bailey	9	9
4 Darby Trull	8	-
97 Cameron Fagan	7	7
28 Grace Chavez	7	2
12 Alexa Milius	5	-
18 Mackenzie Lawter	4	1
11 Cana Davis	4	1
24 Morgan Overaitis	4	3
90 Emma Ritter	3	1
26 Addy Greene	3	-
19 Maddie Rountree	2	-
16 Meredith Slaw	2	1
31 Kayleigh Addington	1	1



Softball-America



**HOKIES IN THE POLLS**

	NFCA	USA Softball	Softball America	DI Softball
P	15	16	13	14
W1	14	15	12	13
W2	14	14	10	11
W3	15	14	11	13
W4	16	15	11	14
W5	18	16	13	15
W6	19	16	13	14
W7				
W8				
W9				
W10				

**HAVE A DAY, HOKIES**

- With eight home runs in the series finale at NC State, Tech set a new school record for home runs in a game.
- The team shattered the previous record of five home runs, hitting that in one inning vs. the Wolfpack.
- Sophomore Kelsey Bennett also broke the school record for home runs in a game for a single player with three.
- Tech set a new record for most players to hit a home run in a game with six Hokies going yard.

**FIVE IN A ROW**

- After beating NC State 3-1 in their series, the Hokies have won five straight ACC series dating back to the April 2019 series at Boston College.
- Tech holds the longest active streak in the conference after beating NC State, who had won five straight prior to losing to the Hokies.

**ROCHARD EARNS NATIONAL HONOR**

- After going 3-1 in the Clemson and Florida State series, beating the Seminoles twice including a one-hit shutout, Keely Rochard was named the Wilson NFCA Pitcher of the Week on Feb. 23.
- This is the fourth time in her career that Rochard was named the national pitcher of the week after accomplishing the feat once in 2020 and twice in 2019.
- Rochard is currently 5-1 with a 0.57 ERA in 37.0 innings pitched, holding opponents to a .142 batting average.

**FOUR BASES, FOUR TIMES**

- Sophomore Grace Chavez has hit a home run in four straight games played, starting with the last game of the Clemson series and every game of the Florida State series.
- The Las Vegas native is second on the team with four home runs after ending last season with a team high seven home runs in 25 games.

**I'II TAKE TWO**

- Entering the day without turning a double play on the season, the Hokies infield turned five in the Clemson doubleheader (2/19), helping lead the team to back-to-back wins.
- Freshman secondbaseman Addy Greene had a hand in all five as Tech's defense and pitching held the Tigers to just one run on the day.

**WHAT A RELIEF**

- In Game 1 vs. Florida State, freshman pitcher Mackenzie Osborne relieved fellow freshman Ivy Rosenberry and held the Seminoles to just one hit in 4.0 innings.
- The Richlands, Virginia native allowed just two baserunners the entire outing, shutting FSU down the rest of the way.
- Osborne has appeared in two games this season, pitching 5.0 innings and allowing just one hit and one walk.

**PARTY LIKE ITS 2007**

- The Hokies were ranked No. 14 in the Week 2 USA Today/NFCA Coaches Poll it's highest ranking since 2007 and second-highest ranking ever.
- Tech was ranked No. 13 in the poll for one week in 2007, marking its highest rank in program history.
- The Hokies check in at No. 14 in the Week 2 ESPN.com/USA Softball Poll.

**LOCKDOWN PITCHING**

- Keely Rochard and Ivy Rosenberry did not allow a run to Kennesaw State in the three-game series to open the season.
- The Owls were seventh in the nation in 2020 in batting average, batting .350 as a team for the season.
- Rochard and Rosenberry held KSU to a .108 batting average, allowing just eight hits combined.

**EXTRA EXTRA**

- The Hokies hit eight extra-base hits at Kennesaw State, averaging over two per game, with five doubles, two home runs and one triple.
- Jayme Bailey and Emma Ritter lead the team with two a piece, a double and triple for Bailey and a double and home run for Ritter.

**NEW YEAR, SAME KEELY**

- Starting two out of the three games at Kennesaw State, pitcher Keely Rochard threw two complete game shutouts and struck out 18 batter while doing so.
- Rochard led the country in 2020 in strikeouts (183), wins (15) and shutouts (7).
- In the 14.0 innings pitched this year, Rochard has allowed only five hits and walked ust two batters.

**SECOND TIMES THE CHARM**

- Freshmen Addy Greene and Emma Ritter both homered in their second career at-bats in Game 1 of the series at Kennesaw State.
- Ritter launched a lead-off solo shot in the fourth inning to increase Tech's lead to 3-0 and two batters later Greene hit a two-run bomb that gave the Hokies a 5-0 lead.
- Both Greene and Ritter started all three games of the series at second base and left field, respectively.

**QUITE THE DEBUT**

- Freshman Ivy Rosenberry made her first start in Game 2 at Kennesaw State, throwing a complete game shutout.
- The Virginia native allowed just three hits, no walks and struck out two.
- Rosenberry retired 21 of the 24 batters she faced.

**THEY'RE BACK**

- The Hokies bring back eight starters from last season's 21-4 team, including Keely Rochard, Kelsey Bennett, Jayme Bailey and Darby Trull.
- Kelsey Brown is also back after leading the team in stolen bases last season with 18 in 25 games.
- Catcher Mackenzie Lawter, Designated Player Grace Chavez and First Base Meredith Slaw are also back.



**2021 HONORS & AWARDS****Inseason**

Keely Rochard, ACC Pitcher of the Week (March 24)  
Keely Rochard, NFCA Pitcher of the Week (March 23)  
Keely Rochard, NFCA Pitcher of the Week (Feb. 23)

**Preseason**

Jayme Bailey, Preseason All-ACC Team  
Kelsey Bennett, Preseason All-ACC Team  
Keely Rochard, Preseason All-ACC Team  
Keely Rochard, JWOS Preseason First Team All-American  
Keely Rochard, USA Softball Collegiate Player of the Year Watchlist  
Keely Rochard, D1 Softball Preseason Second Team All-American  
Kelsey Bennett, Softball America Top-25 Sophomores  
Keely Rochard, Softball America Top-25 Juniors  
Keely Rochard, D1 Softball Preseason ACC Pitcher of the Year  
Kelsey Bennett, Softball America Top 100 Players  
Keely Rochard, Softball America Top 100 Players

**2020 HONORS & AWARDS****ACC Weekly Honors**

Keely Rochard, Pitcher of the Week (Feb. 25)  
Keely Rochard, Pitcher of the Week (March 3)  
Keely Rochard, Pitcher of the Week (March 10)

**NFCA Honors**

Keely Rochard, Pitcher of the Week (March 3)

**VaSID Awards**

Keely Rochard, Pitcher of the Year  
Kaylee Hewitt, Rookie of the Year  
Pete D'Amour, Coach of the Year  
Jayme Bailey, First Team All-State  
Kelsey Bennett, First Team All-State  
Grace Chavez, First Team All-State  
Mackenzie Lawter, First Team All-State  
Keely Rochard, First Team All-State  
Kelsey Brown, Second Team All-State

**Softball America**

Keely Rochard, First Team All-American  
Keely Rochard, Top 100 Player  
Kelsey Bennett, Top 100 Player  
Jayme Bailey, Top 100 Player

**Preseason**

Jayme Bailey, JWOS Preseason Top 150 Player  
Jayme Bailey, Preseason All-ACC Team  
Keely Rochard, JWOS Preseason Top 150 Player  
Keely Rochard, Preseason All-ACC Team  
Darby Trull, JWOS Preseason Top 150 Player  
Darby Trull, Preseason All-ACC Team  
Darby Trull, Softball America Top 100  
Kelsey Bennett, JWOS Preseason Top 150 Player  
Kelsey Bennett, Preseason All-ACC Team  
Kelsey Bennett, Softball America Top 100

**IT'S BEEN A WHILE**

- Virginia Tech was ranked No. 15 to start the season the USA Today/NFCA Coaches Poll, its highest preseason ranking since 2008.
- The only higher ranking Tech has ever held at any time was No. 13 for one week in 2007.

**NEED A BIGGER SHELF**

- Junior pitcher Keely Rochard racked in preseason awards before the 2021 season earning Preseason All-ACC Team, D1 Softball & Justin's World of Softball Preseason All-American and named to the USA Softball Collegiate Player of the Year watchlist, to name a few.
- Rochard led the country in strikeouts (183), wins (15) and shutouts (7) in 2020.

**CLOSING THE GAP**

- Virginia Tech was picked to finish second in the conference behind Florida State in the 2021 ACC Preseason Coaches Poll.
- Tech received 136 points in the poll, just five behind Florida State's 141.
- The two teams were picked to finish first and second, respectively in the 2020 poll, but the Seminoles led the Hokies by a 18-point margin.
- The Hokies and Seminoles were the only teams in the conference to garner first-place votes with FSU receiving nine and VT four.

**HITTING EXPLOSION**

- The Hokies have three of their four all-time leaders in batting average on the current roster.
- Jayme Bailey (.380), Kelsey Bennett (.366) and Darby Trull (.363) are Nos. 2-4 on the all-time list, respectively.
- The same three are also in the top-four of all-time on-base percentage in school history.
- Three out of the top-nine in highest slugging percentage in school history are also currently on the roster. Bennett and Bailey are Nos. 1-2 at .760 and .643, respectively, while Trull is ninth at .516.

**ROCHARD MOVING UP**

- At 508 career strikeouts, Keely Rochard is seventh all-time on the VT strikeout list.
- She is just three strikeouts away from passing Kenzie Roark for sixth on the list.
- Rochard is second on the all-time strikeouts per seven innings list, registering 8.7 Ks/7 IP.
- Currently fourth on the all-time VT shutouts leaders, Rochard needs six more to pass Clarisa Crowell for sole possession of third.

**HOKIES STAY HOT IN FLORIDA**

- Tech went 4-1 in Jacksonville at the JU/UNF Spring Break Challenge.
- The Spring Break Challenge was the second time this season the Hokies made the trip to Florida. Tech went 3-2 at the St. Pete/Clearwater Elite Invitational.

**ROCHARD NEARLY PERFECT**

- Keely Rochard threw her fourth-career no-hitter at Jacksonville, throwing seven innings and striking out 13 batters.
- A first-inning walk was the difference in the no-hitter and a perfect game, which would have been the second of her career.
- Rochard nearly threw back-to-back no-hitters against Stony Brook. The Seawolves got a hit with two outs in the bottom of the seventh to break up almost 14-straight innings of no-hit ball.

**TECH SWEEPS IN CHARLESTON**

- The Hokies went 5-0 at the Charleston Invitational last week, winning all five by at least five runs and two by run-rule.
- Tech beat Dartmouth 12-2 [5], Army 8-3, Bradley 9-1, North Carolina A&T 16-0 [5] and College of Charleston 5-0.
- Meredith Slaw led the team in RBIs for the weekend with eight in just seven at-bats. She set career-highs in RBIs (4), hits (2) and runs scored (2) vs. North Carolina A&T.
- Kaylee Hewitt threw her first career no-hitter.

**HEWITT THROWS NO-NO**

- Freshman Kaylee Hewitt threw her first career no-hitter against North Carolina A&T.
- She accomplished the feat with only 59 pitched through five innings.
- Hewitt was one walk from a perfect game after she allowed a base on balls in the first inning and retired every batter after.
- She finished the game with seven strikeouts, one short of her career high.

**HOKIES IMPRESS IN CLEARWATER**

- Tech defeated three ranked opponents at the St. Pete/Clearwater Elite Invitational.
- The Hokies took down #18/17 South Carolina, #14/13 Minnesota and #21/23 Northwestern in Florida.
- Minnesota was the highest ranked opponent that Tech beat at a neutral site since No. 8 Georgia on March 1, 2019.
- The Hokies were ranked No. 24/25 following the weekend.
- the Hokies last year.

**SOMETHING ABOUT THE OPENER**

- For the second straight season under Pete D'Amour's direction, the Hokies broke the school record for stolen bases in the season-opening weekend in 2020.
- Tech put together eight steals at Coastal Carolina last Friday night, topping the previous high of seven set versus Purdue last year.
- The Hokies, as stated on the first page, rank 10th in the country in steals per game (3.0).

**RACK 'EM UP**

- When pitcher Keely Rochard threw 15 chairs against Iowa, it marked the first time a Hokie had 15 Ks since Feb. 27, 2016, when Maggie Tyler had 15 of her own versus USC Upstate.



### LITTLE CRAY TO SAY THE LEAST

- The improvement in numbers from 2018 to 2019 are pretty drastic to say the least thanks to a new coaching staff and players playing up to their potential.
- Below are just a few of the quite contrast in hitting and pitching numbers.

Statistics	'2018	'2019	Dif.
Batting average	.242	.334	+.092
Hits	341	515	+174
Runs	172	395	+223
Home runs	35	97	+62
Doubles	69	98	+29
Pitcher strikeouts	316	359	+43
ERA	2.34	1.98	0.36
Shutouts	8	22	+14
Errors	48	47	+1

### A HISTORY LESSON

- Tech has been to nine regionals in its storied history, including five of the last nine years, and owns an overall record of 14-17 in regionals.
- The kicker is that it hasn't made it out of one since 2008, when it went onto the Ann Arbor Super Regional and eventually the WCWS.
- Of the nine NCAA regional trips, eight of the nine have been on SEC campuses.
- Below are the Hokies' nine regional appearances and how they turned out.

Site	Year	Record	Regional Winner
Lexington, Ky.	2019	2-2	Kentucky
Knoxville, Tenn.	2015	0-2	Tennessee
Knoxville, Tenn.	2014	1-2	Tennessee
Lexington, Ky.	2013	3-2	Kentucky
Knoxville, Tenn.	2012	2-2	Tennessee
Knoxville, Tenn.	2008	3-1	Virginia Tech
Columbus, Ohio	2007	1-2	Cal State Fullerton
Knoxville, Tenn.	2006	1-2	Tennessee
Knoxville, Tenn.	2005	1-2	Tennessee

### TALK ABOUT A TURNAROUND

- Under Tech coach Pete D'Amour's guidance, Tech cracked the NCAA record book for biggest turnarounds.
- The minimum is 20 more wins than the previous season. Tech's 21 1/2-win differential is tied for the 18th-most in NCAA history and most since 2011, when Indiana had a 21 1/2-game turnaround.

### ACC REGULAR-SEASON CHAMPS

- For the first time since 2007 and only the second time in school history, the Hokies came away with the best record in the ACC during the regular season.
- Tech's 20-4 record in ACC play topped Florida State's clip of 19-5, giving them a one-game advantage and the crown. It also won the Coastal Division for the first time in program history.
- But the Seminoles would get it done in the ACC Championship, winning the 10-team tournament on their home field.

### THE BEST IN THE ACC

- In 2019, Tech led the ACC in a few categories when it came to the plate and the circle.
- The Hokies boasted three team categories that sat atop the league's stats.
- As a team, Tech had the best batting average (.334), fewest hits allowed (293) and shutouts (22).

### US & OU

- Tech, made up of an elite pitching staff and a bunch of sound batters, was one of only two teams in the nation in 2019 to be in the top six nationally in shutouts (22) and batting average (.334).
- The other school was Oklahoma, the Big 12 champion and the WCWS runner-up.
- A comparison of the two juggernauts is below with the (#) signifying where the mark ranked in the land.

School	BA	HR/PG	R/PG	SHO	ERA
OU	.344 (#1)	1.83 (#1)	7.30 (#3)	28 (#1)	1.40 (#1)
VT	.334 (#4)	1.67 (#3)	6.81 (#6)	22 (#4)	1.98 (#20)

### OUT AHEAD

- The Hokies in 2019 typically got off to a fast start, outscoring their opponents 235-32 in the first three innings of games in Year 1 of the Pete D'Amour era.
- They outscored their opponents 90-10 in the first inning, 62-11 in the second and 83-11 in the third.
- Tech went 45-3 when it scored first last year and an underwhelming 2-8 when its opponent scored first.

### THE MOUNTAINTOP

- After winning all three of its games at Boston College for their final ACC series, the Hokies finished with the most ACC wins in school history, boasting 20 in 2019.
- Of those 20, 12 came on the road with Tech owning a perfect 12-0 record in ACC road games.

Year	ACC wins	Overall Record	Postseason
2019	20	45-9 (20-4 ACC)	Regionals (Lexington)
2014	19	36-23 (19-9 ACC)	Regionals (Knoxville)
2008	16	49-19 (16-5 ACC)	WCWS (Oklahoma City)
2007	15	49-16 (15-5 ACC)	Regionals (Columbus)

## STARTERS SUMMARY

Player	GS	Position										Batting Order												
		p	c	1b	2b	3b	ss	lf	cf	rf	of	dh	1st	2nd	3rd	4th	5th	6th	7th	8th	9th			
2 Jayme Bailey	20	.	.	13	.	.	.	.	.	7	.	.	.	3	.	17	.	.	.	.	.	.	.	.
8 Kelsey Bennett	20	.	.	.	.	19	1	.	.	.	.	.	.	.	.	.	18	2	.	.	.	.	.	.
4 Darby Trull	18	.	.	.	.	.	.	.	18	.	.	.	.	3	1	.	.	8	6	.	.	.	.	.
21 Kelsey Brown	18	.	.	.	.	.	16	2	.	.	.	.	17	.	.	.	.	.	.	.	.	.	.	1
97 Cameron Faga	17	.	.	.	.	17	.	.	.	.	.	.	3	14	.	.	.	.	.	.	.	.	.	.
26 Addy Greene	14	.	.	.	12	2	.	.	.	.	.	.	.	.	.	.	.	.	1	6	7	.	.	.
28 Grace Chavez	14	.	.	.	.	.	.	.	.	.	.	.	.	.	13	.	.	.	.	.	.	1	.	.
3 Keely Rochard	13	13	.	.	.	.	.	.	.	.	.	.	.	.	.	.	.	.	.	.	.	.	.	.
18 Mackenzie Law	13	.	13	.	.	.	.	.	.	.	.	.	.	.	.	.	.	.	.	.	.	.	5	8
90 Emma Ritter	12	.	.	.	.	.	4	.	8	.	.	.	.	.	.	1	2	6	1	2	.	.	.	.
24 Morgan Overait	10	.	.	.	8	.	.	.	.	1	.	1	.	.	1	.	7	2	.	.	.	.	.	.
12 Alexa Milius	9	.	7	.	.	1	.	.	.	.	.	.	.	.	2	.	.	.	2	3	2	.	.	.
16 Meredith Slaw	7	.	.	7	.	.	.	.	.	.	.	.	.	.	.	3	1	1	2	.	.	.	.	.
11 Cana Davis	7	.	.	.	.	.	.	.	.	4	.	3	.	.	3	.	.	.	.	1	3	.	.	.
34 Ivy Rosenberry	6	6	.	.	.	.	.	.	.	.	.	.	.	.	.	.	.	.	.	.	.	.	.	.
19 Maddie Rountr	1	.	.	.	.	.	.	.	.	.	.	1	.	.	.	.	.	.	.	.	.	1	.	.
10 Mackenzie Osb	1	1	.	.	.	.	.	.	.	.	.	.	.	.	.	.	.	.	.	.	.	.	.	.



### I'M A MAN, I'M 40

- With getting a W vs. the Tar Heels, Tech eclipsed the 40-win plateau for the first time since 2012.
- It has only happened eight times in program history out of 24 years of being a program (1996). Below are the most wins in school history.

Year	Wins	Overall Record	Postseason
1999	54	54-16 (14-2 A-10)	L, A-10 title game
2008	49	49-19 (16-5 ACC)	WCWS (Oklahoma City)
2007	49	49-16 (15-5 ACC)	Regionals (Columbus)
<b>2019</b>	<b>47</b>	<b>47-11 (20-4 ACC)</b>	<b>Regionals (Lexington)</b>
2005	44	44-25 (4-13 ACC)	Regionals (Knoxville)
2012	42	42-21 (12-8 ACC)	Regionals (Knoxville)
2002	42	42-18 (12-8 BIG EAST)	L, BIG EAST title games
2000	41	41-22 (12-4 A-10)	L, A-10 title game

### SHUT 'EM DOWN

- Pitcher Keely Rochard had a knack for not allowing an opponent to sniff the plate in 2019.
- She was one of only 19 players to have 10 or more shutouts and finished tied for eighth in the land with 11 on the season.
- The Hokies have a chance of seeing a player who was also one of the top 19 players in Northwestern's Danielle Williams (13 shutouts) on Sunday.

### A SENSE OF URGENCY

- The Hokies batted a sizzling .598 (79 of 132) with a runner on third base and there are less than two outs in 2019. Having a sense of urgency, Tech typically knocked that runner in - and then some.

### THEY DIG THE LONG BALL

- Tech set a school record for the most home runs hit in a season in 2019, boasting 97 for the fifth most in the nation.
- What puts it in perspective is that they only hit 35 last season, including the team high for a player being just eight. Last season, the Hokies had four players with eight or more homers.

School	G	HR	HR p/g
Oklahoma (Big 12)	63	115	1.83
Arizona (Pac-12)	62	110	1.77
Virginia Tech (ACC)	58	97	1.67
JMU (CAA)	61	102	1.67
Arizona State (Pac-12)	55	91	1.65

### DIAPER DANDIES

- Kelsey Bennett and Jayme Bailey were named to the Schutt Sports/NFCA National Freshman of the Year Top 25 list on April 18, 2019, becoming the first-ever Hokies to make the list.
- With them making the list, they were one of only two schools to boast two players (UCLA).
- Bennett would make the top 10 list, as announced on May 9, 2019, the only freshie out of the ACC.

### REJECTED

- Tech blanked in-state rival Virginia in all three games of the series in 2019, clinching a point in the Commonwealth Clash, as well as holding the Wahoos to never reaching third base or home plate.
- It marked the second straight year that the Hokies swept the Cavaliers and the first time ever holding an opponent scoreless in a three-game series.

### ROCHARD SPINS PERFECT GAME

- After taking a loss to then-No. 8/8 Georgia in March, pitcher Keely Rochard got another chance in the circle versus a ranked team and did not disappoint.
- Rochard, who was quoted after the game saying she wanted another shot versus a top opponent, put together her best game yet against then-No. 20/17 JMU in Blacksburg, throwing a perfect game.
- The righty finished with 60 pitches in five innings of work, getting her 15 outs by nine pop ups, two grounders and four Ks.
- It marked the seventh perfect game in program history and first since Jasmine Harrell's on May 1, 2012, in a 9-0 win over Liberty in five innings.

## TECH SOFTBALL PARK



### QUICK FACTS

Surface	Grass outfield, dirt infield
Dimensions (LF-CF-RF)	200-220-200
First Game	March 25, 1998, W, 8-6 (8 Inn.) vs. Charlotte
Seasons in Use	22nd Season
Record at TSP	300-160 (65%) Games: 460
vs. Ranked Teams	45-112 (29%) Games: 157

### UNDER D'AMOUR

At TSP	20-6
ACC Record at home	11-5
vs. Nonconference at home	9-1
vs. Ranked Teams at home	1-1

The Virginia Tech softball team has the luxury of playing and practicing in some of the finest facilities on the East Coast. Using the Tech Softball Park, Softball Indoor Facility and a state-of-the-art weight room, the Hokies train in terrific facilities designed to help them win championships. Combined with a new locker room and one of the best scoreboard and video boards in the country, the Hokies have it all when it comes to what they need to win.

Tech Softball Park, which was completed in the fall of 1997, has dimensions of 200 feet down the lines and 220 feet to center field. In January of 2008, an additional 746 permanent seats were installed, bringing the capacity up from 336 to 1,024. The new bleachers match the ones that were already in place and now extend down to the end of both dugouts.

Thanks to an anonymous donation, TSP now has seatbacks in the section behind home plate, which was completed in fall 2017.



## RESULTS

Date	Opponent	Score	Inns	Overall	ACC-only	Pitcher of record	Attend	Time
Feb 13, 2021	at Kennesaw State-1	w 6-0	7	1-0-0	0-0-0	K. Rochard (W 1-0)	80	2:35
Feb 13, 2021	at Kennesaw State-2	w 6-0	7	2-0-0	0-0-0	Rosenberry (W 1-0)	80	1:48
Feb 14, 2021	at Kennesaw State	w 4-0	7	3-0-0	0-0-0	K. Rochard (W 2-0)	80	1:43
* Feb 18, 2021	at Clemson	L 1-8	7	3-1-0	0-1-0	K. Rochard (L 2-1)	234	1:59
* Feb 19, 2021	at Clemson-1	w 9-0	5	4-1-0	1-1-0	Rosenberry (W 2-0)	372	1:31
* Feb 19, 2021	at Clemson	w 4-1	7	5-1-0	2-1-0	K. Rochard (W 3-1)	372	1:55
* Feb 20, 2021	vs #13 Florida State-1	L 1-7	7	5-2-0	2-2-0	Rosenberry (L 1-1)	88	2 ho
* Feb 20, 2021	vs #13 Florida State-2	w 9-1	5	6-2-0	3-2-0	K. Rochard (W 4-1)	88	1:45
* Feb 21, 2021	vs #13 Florida State	w 6-0	7	7-2-0	4-2-0	K. Rochard (W 5-1)	88	2:11
* Mar 12, 2021	at NC State	w 4-2	7	8-2-0	5-2-0	K. Rochard (W 6-1)	0	2:16
* Mar 13, 2021	at NC State-1	L 0-8	5	8-3-0	5-3-0	Rosenberry (L 2-2)	-	1:30
* Mar 13, 2021	at NC State-2	w 12-2	6	9-3-0	6-3-0	K. Rochard (W 7-1)	-	2:29
* Mar 14, 2021	at NC State	w 17-4	5	10-3-0	7-3-0	K. Rochard (W 8-1)	0	2:05
Mar 17, 2021	RADFORD-1	w 11-1	5	11-3-0	7-3-0	Rosenberry (W 3-2)	300	1:20
Mar 17, 2021	RADFORD-2	w 9-1	5	12-3-0	7-3-0	M. Osborne (W 1-0)	300	1:35
* Mar 19, 2021	PITT	w 9-0	5	13-3-0	8-3-0	K. Rochard (W 8-1)	300	1:40
* Mar 20, 2021	PITT-1	L 3-5	7	13-4-0	8-4-0	Rosenberry (L 3-3)	300	2:10
* Mar 20, 2021	PITT-2	w 5-0	7	14-4-0	9-4-0	K. Rochard (W 10-1)	300	2:10
* Mar 21, 2021	PITT	w 2-0	7	15-4-0	10-4-0	K. Rochard (W 11-1)	300	1:50
Mar 24, 2021	VIRGINIA	w 7-0	7	16-4-0	10-4-0	K. Rochard (W 12-1)	300	2:04

\* = Conference game  
 () extra inning game

## 2008 WOMEN'S COLLEGE WORLD SERIES TEAM



### QUICK FACTS

Record	49-19 (.721)
ACC Record	16-5 (.752)
Home	15-5 (.750)
Away	18-5 (.782)
Neutral	16-9 (.640)
vs. Ranked Teams	8-9
Highest Ranking	No. 8 in final NFCA Poll
Lowest Ranking	No. 24 in Week 3 NFCA Poll

### THE RUN

ACC Championship W, 7-4 Maryland | W, 2-0 Florida State | W 2-0 NC State  
 NCAA Regionals W, 1-0 [10] Louisville | W, 4-0 Tennessee | L, 7-1 UT | W 4-2 UT  
 NCAA Super Regionals L, 1-0 Michigan | W, 1-0 Michigan | W, 6-1 Michigan  
 WCWS L, 1-0 Texas A&M | L, 2-0 [9] Florida

In 2008, the Hokies reached new levels, culminating with a trip to Oklahoma City for the Women's College World Series. After finishing second in the regular season, the Hokies rolled through the ACC Tournament for the second time in a row, guaranteeing them their fourth straight NCAA Regional appearance.

Pitcher Angela Tincher led the way in the circle, winning All-America honors and National Player of the Year. She became only the third person at the time in NCAA softball history to rack up over 2,000 career strikeouts.

The Hokies made their first trip ever to the WCWS and finished the season with a school-record 50 wins, program-best 16 ACC wins and highest-ever finish in the NFCA poll with a No. 8 ranking in the final poll.

Tech also had a historic upset of the U.S. National Team, breaking the Red, White & Blue's 185-game, pre-Olympic exhibition tour winning streak with a 1-0 win on March 26.





**THE LAST TIME VIRGINIA TECH..**

Recorded 10+ hits in a game	10 vs. Virginia (3/24/21)
Recorded 15+ hits in a game	16 at NC State (3/14/21)
Scored 10+ runs in a game	11 vs. Radford [1] (3/17/21)
Scored 15+ runs in a game	17 at NC State (3/14/21)
Drew eight walks or more in a game	8 vs. Dartmouth (2/21/20)
Stole five or more bases in a game	5 vs. Pitt [2] (3/20/21)
Hit 3 home runs in a game	3 at George Mason (3/11/20)
Hit 4 home runs in a game	4 vs. Radford [2] (3/17/21)
Hit 4+ home runs in a game	8 at NC State (3/14/21)
Had 3+ players with 3+ hits in a game	3-Lauren Duff, 3-Emma Strouth & 3-Carolina Schoenewald, WCU [1] (4/25/17)
Turned a triple play	No. 1 Florida State, L, 12-5 [5] [1] (3/10/17)
Highest ranked opponent defeated	No. 4 Michigan, 6-2, at Gainesville, Fla. (2/20/99)
Defeated ranked opponent at home	No. 20/17 JMU, 12-0 [5] (4/10/19)
Highest ranked opponent defeated at home	No. 6 JMU, 2-1 (4/6/16)
Defeated ranked opponent on the road	No. 8 Georgia, 7-6 [8] (3/1/19)
Highest ranked opponent defeated on the road	No. 6 Michigan, 6-1 (5/25/08)
Defeated ranked opponent at neutral site	vs. No. 13/14 Florida State, 6-0, in Alanta, Ga. (2/21/21)
Highest ranked opponent defeated at neutral site	No. 4 Michigan, 6-2, at Gainesville, Fla. (2/20/99)
Defeated a top-10 team	No. 8 Georgia, 7-6 [8] (3/1/19)
Won a run-rule game	vs. Pitt, 9-0 [5] (3/19/21)
Lost a run-rule game	at NC State [1], 8-0 [5] (3/13/21)
Won an extra-inning game	No. 21 Northwestern, 6-5 [8] (2/16/20)
Lost an extra-inning game	vs. Iowa, 4-3 [8] (2/9/20)
Was no-hit by	Alexa Romero, vs. Syracuse, L, 2-0 (3/9/18)

**THE LAST TIME A TECH PLAYER..**

Recorded five hits in a game	Caroline Schoenewald, vs. Lamar (2/8/18)
Recorded four hits in a game	Darby Trull, vs. Army (2/21/20)
Drove in 5+ runs in a game	7, Kelsey Bennett at NC State (3/14/21)
Scored 4+ runs in a game	4, Jayme Bailey at NC State (3/14/21)
Hit a grand slam	Alexa Milius at NC State (3/14/21)
Hit 2+ home runs in a game	3, Kelsey Bennett at NC State (3/14/21)
Player hit back-to-back home runs	2 inn. & 3 inn., Kelsey Bennett at NC State (3/14/21)
Players hit back-to-back home runs	Cana Davis and Alexa Milius vs. Radford [1] (3/17/21)
Players hit back-to-back-to-back home runs	3rd inn. J. Bailey, K. Bennett and M. Overaitis vs. Radford [2] (3/17/21)
Hit for the cycle	Never
Had 2+ doubles in a game	2, Morgan Overaitis vs. Pitt [2] (3/20/21)
Had 2+ triples in a game	2, Courtney Brinkman at ETSU (4/25/02)
Drew 4+ walks in a game	4, Courtney Liddle vs. Miami (3/10/12)
Stole 3+ bases in a game	3, Kat Banks vs. Boston College (3/27/11)
Had a walk-off home run	Grace Chavez vs. Radford [2], 9-1 [5] (3/17/21)
Had a walk-off grand slam	Betty Rose vs. Cornell, 8-4 (3/20/12)
Had a walk-off hit	Caroline Schoenewald vs. Liberty 1-0 [8] (4/10/18)

**THE LAST TIME A TECH PLAYER..**

Struck out 15+ batters	19, Keely Rochard vs. Pitt (3/21/21)
Struck out 10+ batters	19, Keely Rochard vs. Pitt (3/21/21)
Threw a no-hitter	Keely Rochard at Virginia (3/8/20)
Threw a 7-inning no-hitter	Keely Rochard at Virginia (3/8/20)
Threw a 7-plus-inning no hitter	Angela Tincher vs. Florida State (5/10/08)
Threw a perfect game	Keely Rochard vs. No. 20/17 JMU [5 Inn.] (4/10/19)
Threw a 7-plus-inning perfect game	Angela Tincher vs. Florida State [8 Inn.] (3/24/07)

**THE LONGEST TECH GAMES..**

14 Innings	Virginia Tech 3, Florida State 2; First Round of 2005 ACC Championship (College Park, Md.)
13 Innings	Virginia Tech 3, Marshall 2; 2013 NCAA Tournament (Lexington, Ky.)
12 Innings	BC 2, VT 1; 2003 (Chestnut Hill), VT 1, Louisville 0; 2005 NAAs (Knoxville), Arizona 4, VT 3; 2008 (Tucson)
11 Innings	VT 2, Liberty 1; 2000 (Chattanooga); VT 6, Nevada 5; 2005 (Las Vegas)
10 Innings	10 times; last: Virginia Tech 6, Pitt 3; 2015 (Pittsburgh, Pa.)
9 Innings	25 times; last: Lamar 10, Virginia Tech 9 (Gulf Shores, Ala.)

**What's a Hokie?**



The answer leads all the way back to 1896 when Virginia Agricultural and Mechanical College changed its name to Virginia Polytechnic Institute. With the change came the necessity for writing a new cheer and a contest for such a purpose was held by the student body.

Senior O.M. Stull won first prize for his "Hokie" yell which is still used today. Later, when asked if "Hokie" had any special meaning, Stull explained the word was solely the product of his imagination and was used only as an attention-getter for his yell. It soon became a nickname for all Tech teams and for those people loyal to Tech athletics.

The official university school colors - Chicago Maroon and Burnt Orange - also were introduced in 1896. The colors were chosen by a committee because they made a 'unique combination' not worn elsewhere at the time. The official definition of "Hokie" is "a loyal Virginia Tech Fan".

**'19 CLASS OF ACC COACHES**

- The Atlantic Coast Conference entered 2019 with five new softball head coaches from its then-12 member institutions, including Louisville's Holly Aprile, NC State's Jennifer Patrick-Swift, Pitt's Jodi Hermanek, Syracuse's Shannon Doepking and Virginia Tech's Pete D'Amour.
- Previously, Aprile was the head coach at Pitt, Patrick-Swift was the head coach at St. Francis, Hermanek was the head coach at Ohio, Doepking was the head coach at Dartmouth and D'Amour was the head coach at Kennesaw State.

Name	Team	Overall	ACC
Pete D'Amour	Virginia Tech	83-19	33-8
Jennifer Patrick-Swift	NC State	62-39	20-21
Holly Aprile	Louisville	54-43	15-14
Shannon Doepking	Syracuse	38-47	12-19
Jodi Hermanek	Pitt	29-64	12-27

**SOFTBALL INDOOR FACILITY**

- The facility, which is attached to Rector Field House (track & field) and immediately adjacent to Tech Softball Park, opened the fall 2018 and provides the Hokies with an indoor infield for practice during inclement weather, along with four cages for hitting and pitching practice.
- The one-story building also features two coaches rooms, an equipment room, a team room, a film room, a mudroom and team facilities. The facility will be available to the program year-round and will have uses for practice, team events and gameday necessities. The new facility will encompass more than 16,000 square feet.
- The facility was designed by Cannon Designs and was built by Branch Associates of Salem, Virginia. This project was a part of a larger plan that vastly improved Rector Field House (track & field) and all of the adjacent athletics facilities. Total cost was roughly \$18 million.



## HOME RUN TRACKER

Who	What	Count	When
Emma Ritter	Solo HR to LC	1-0 (4 inn.)	at Kennesaw State [1] (2/13/21)
Addy Greene	2-run HR to RF	0-0 (4 inn.)	at Kennesaw State [1] (2/13/21)
Jayne Bailey	3-run HR to RF	1-1 (3 inn.)	at Clemson [1] (2/19/21)
Meredith Slaw	3-run HR to RC	1-1 (3 inn.)	at Clemson [1] (2/19/21)
Grace Chavez	Solo HR to LL	3-1 (3 inn.)	at Clemson [2] (2/19/21)
Grace Chavez	Solo HR to LF	1-0 (1 inn.)	vs. No. 13/14 Florida State [1] (2/20/21)
Grace Chavez	3-run HR	1-0 (3 inn.)	vs. No. 13/14 Florida State [2] (2/20/21)
Kelsey Bennett	2-run HR	0-0 (3 inn.)	vs. No. 13/14 Florida State [2] (2/20/21)
Cameron Fagan	3-run HR	1-1 (5 inn.)	vs. No. 13/14 Florida State (2/21/21)
Grace Chavez	Solo HR	3-2 (5 inn.)	vs. No. 13/14 Florida State (2/21/21)
Kelsey Bennett	Solo HR	0-1 (4 inn.)	at NC State [2] (3/13/21)
Kelsey Bennett	2-run HR	2-2 (2 inn.)	at NC State (3/14/21)
Cana Davis	Solo HR	0-0 (2 inn.)	at NC State (3/14/21)
Kelsey Bennett	2-run HR	2-0 (3 inn.)	at NC State (3/14/21)
Jayne Bailey	2-run HR	1-1 (5 inn.)	at NC State (3/14/21)
Alexa Milius	Grand Slam	3-2 (5 inn.)	at NC State (3/14/21)
Cameron Fagan	Solo HR	1-2 (5 inn.)	at NC State (3/14/21)
Kelsey Bennett	3-run HR	0-0 (5 inn.)	at NC State (3/14/21)
Morgan Overaitis	Solo HR	1-2 (5 inn.)	at NC State (3/14/21)
Cana Davis	Solo HR to LF	0-2 (3 inn.)	vs. Radford [1] (3/17/21)
Alexa Milius	Solo HR to LC	1-1 (3 inn.)	vs. Radford [1] (3/17/21)
Kelsey Bennett	Solo HR to RF	0-0 (4 inn.)	vs. Radford [1] (3/17/21)
Kayleigh Addington	2-run HR to LC	0-0 (4 inn.)	vs. Radford [1] (3/17/21)
Jayne Bailey	2-run HR to LF	0-0 (3 inn.)	vs. Radford [2] (3/17/21)
Kelsey Bennett	Solo HR to CF	0-0 (3 inn.)	vs. Radford [2] (3/17/21)
Morgan Overaitis	Solo HR to RC	1-1 (3 inn.)	vs. Radford [2] (3/17/21)
Grace Chavez	Solo HR to LF	2-0 (5 inn.)	vs. Radford [2] (3/17/21)
Grace Chavez	Solo HR to CF	2-2 (4 inn.)	vs. Virginiaia (3/24/21)
Morgan Overaitis	Solo HR to RC	0-1 (6 inn.)	vs. Virginia (3/24/21)

### Home Run Totals

Bennett (7) | Chavez (6) | Bailey (3) | Fagan (2) | Davis (2) | Overaitis (3) | Milius (2) | Greene (1) | Ritter (1) | Slaw (1) | Addington (1)

### HR Tidbits

Total team HRs: 29 | First-pitch HRs: 8 | Full-count HRs: 2 | Leadoff HRs: 4 | Walkoff HRs: 1



**D'AMOUR'S RECORD WHEN...**

Total:	163-56
Conference:	58-17
Nonconference:	105-39
Home:	66-22
Away:	54-20
Neutral:	43-14
Day:	122-41
Night:	41-15
1-Run games:	28-18
2-Run games:	19-6
5+Run games:	85-20
Extra innings:	8-6
Shutouts:	60-12
Scoring 0-2 runs:	14-30
Scoring 3-5 runs:	47-21
Scoring 6-9 runs:	71-4
Scoring 10+ runs:	31-0
Opponent 0-2 runs:	124-6
Opponent 3-5 runs:	33-18
Opponent 6-9 runs:	7-25
Opponent 10+ runs:	0-7
Scored in 1st inning:	77-10
Scores first:	136-18
Opp. scores first:	27-38
After 4 leading:	126-6
After 4 trailing:	10-39
After 4 tied:	21-11
After 5 leading:	119-5
After 5 trailing:	7-39
After 5 tied:	15-9
After 6 leading:	110-3
After 6 trailing:	4-38
After 6 tied:	11-7
Hit 0 home runs:	48-36
Hit 1 home run:	47-16
Hit 2+ home runs:	68-4
Opponent 0 home runs:	118-24
Opponent 1 home run:	35-20
Opponent 2+ HRs:	11-12
Made 0 errors:	81-23
Made 1 error:	49-15
Made 2+ errors:	31-18
Opp. made 0 errors:	55-20
Opp. made 1 error:	55-15
Opp. made 2+ errors:	54-20
Out-hit opponent:	140-7
Out-hit by opponent:	14-40
Hits are tied:	8-9

**GAMES SUMMARY**

<b>Score by innings</b>	<b>1</b>	<b>2</b>	<b>3</b>	<b>4</b>	<b>5</b>	<b>6</b>	<b>7</b>	<b>Total</b>
Virginia Tech	21	13	31	22	24	13	1	125
Opponents	5	6	12	6	9	2	0	40

<b>Record when ...</b>								
Overall	16-4						After 4 leading	16-0
Conference	10-4						..... trailing	0-4
Non-Conference	6-0						..... tied	0-0
Home games	6-1						After 5 leading	10-0
Away games	8-2						..... trailing	0-3
Neutral site	2-1						..... tied	0-0
Day games	13-4						After 6 leading	9-0
Night games	3-0						..... trailing	0-3
vs Left starter	2-0						..... tied	0-0
vs Right starter	14-4						Hit 0 home runs	6-3
1-Run games	0-0						... 1 home run	2-1
2-Run games	2-1						... 2+ home runs	8-0
5+Run games	12-3						Opponent 0 home runs	13-2
Extra innings	0-0						..... 1 home run	2-1
Shutouts	9-1						..... 2+ HRs	1-1
Scoring 0-2 runs	1-3						Made 0 errors	9-2
..... 3-5 runs	4-1						.... 1 error	3-0
..... 6-9 runs	8-0						.... 2+ errors	4-2
..... 10+ runs	3-0						Opp. made 0 errors	9-2
Opponent 0-2 runs	15-0						..... 1 error	4-1
..... 3-5 runs	1-1						..... 2+ errors	3-1
..... 6-9 runs	0-3						Out-hit opponent	16-0
..... 10+ runs	0-0						Out-hit by opponent	0-3
Opponent 0-2 runs	15-0						Hits are tied	0-1
..... 3-5 runs	1-1							
..... 6-9 runs	0-3							
..... 10+ runs	0-0							
Scored in 1st inning	7-2							
Opp. scored in 1st	2-1							
Scores first	15-1							
Opp. scores first	1-3							

**Record when team scores:**

Runs	0	1	2	3	4	5	6	7	8	9	10+
W-L	0-1	0-2	1-0	0-1	3-0	1-0	3-0	1-0	0-0	4-0	3-0

**Record when opponent scores:**

Runs	0	1	2	3	4	5	6	7	8	9	10+
W-L	9-0	4-0	2-0	0-0	1-0	0-1	0-0	0-1	0-2	0-0	0-0

**Record when leading after:**

Inn.	1	2	3	4	5	6
W-L	6-1	8-1	13-1	16-0	10-0	9-0

**Record when trailing after:**

Inn.	1	2	3	4	5	6
W-L	1-0	1-1	0-3	0-4	0-3	0-3

**Record when tied after:**

Inn.	1	2	3	4	5	6
W-L	9-3	7-2	3-0	0-0	0-0	0-0

**WHERE THEY AT**

- Tech has 26 players on the squad who represent 10 states, including three out West and two each from the Midwest and Northeast.
- Virginia is where the most players (15) are from on the team, making up 58 percent.
- The next most popular spot, the only other state with more than one player, is Georgia with two.

**STATES**

Virginia (15)

#3 Keely Rochard	#5 Jenna Pearson
#10 Mackenzie Osborne	#11 Cana Davis
#15 Emma Yates	#16 Meredith Slaw
#18 Mackenzie Lawter	#19 Maddie Rountree
#20 Maddy Federico	#21 Kelsey Brown
#22 Majja Louko	#26 Addy Greene
#27 Rebecca Ludwig	#31 Kayleigh Addington
#34 Ivy Rosenberry	

**STATES**

Georgia (2)

#7 Keara Napoli	#8 Kelsey Bennett
-----------------	-------------------

Connecticut (1)

#12 Alexa Milius	#97 Cameron Fagan
------------------	-------------------

Iowa (1)

#17 Molly Jacobson	#90 Emma Ritter
--------------------	-----------------

Michigan (1)

#24 Morgan Overaitis	#28 Grace Chavez
----------------------	------------------

South Carolina (1)

#4 Darby Trull	#33 Kaylee Hewitt
----------------	-------------------

West Virginia (1)

#2 Jayme Bailey	
-----------------	--



**WHEN THE LONG BALL...**

- If a player under Coach D'Amour hits a home run, the outcome is likely over. D'Amour is 48-16 when there is one homer and 68-4 if two or more.





## 2019 RECORDS

### TEAM BATTING

- Tech had its best season at the plate in school history, being in its 24th season.
- The Hokies broke seven school records in the team batting category for a single season.
- Batting average: .334
- Slugging percentage: .598
- On-base percentage: .417
- Runs scored: 395
- Home runs: 97
- RBIs: 368
- Total bases: 922
- They also broke and tied some records for most in a single game.
- Home runs in a game : Tied at No. 1 with five set twice in 2019 (at NC State on March 16 and at Pitt on March 23).
- Most stolen bases in a game: Seven versus Purdue on Feb. 10.
- Most home runs hit in a game by an individual: Two done by Kelsey Bennett (vs. Texas State on Feb. 23), Caitlyn Nolan (at Radford on Feb. 27 and vs. UAB on March 2), Mackenzie Lawter vs. Binghamton (March 19) and Lauren Duff (vs. JMU on March 10).

### SEASON LEADERS

- The record book for season leaders took a big hit in 2019.
- The offensive end was where most of the damage was made, but there were some records in the circle.
- This slugging percentage stat is insane - the top five slugging percentages in school history had four in one season.
- No. 1 Kelsey Bennett (.725), No. 2 Caitlyn Nolan (.720) No. 3 Emma Strouth (.705) and No. 4 Darby Trull (.642).
- Runs scored: Tied No. 1 Emma Strouth (50) and No. 1 Al Velazquez (50).
- Home runs: No. 1 Caitlyn Nolan (19)
- RBIs: No. 1 Emma Strouth (68), No. 2 Caitlyn Nolan (55).
- Sacrifice Flies: Tied No. 1 Caitlyn Nolan (6)
- Pitching winning percentage: No. 1 Keely Rochard (.880).
- On-base percentage: No. 2 Jayme Bailey (.497).

### BY CLASS LEADERS

- The Hokies rewrote the record book for accomplishments broken up by their year in school.
- The freshman records:
  - Home runs: Kelsey Bennett (14)
  - Total bases: Kelsey Bennett (116)
  - Batting average: No. 1 Jayme Bailey (.380)
  - Slugging percentage: No. 1 Kelsey Bennett (.725)
- The sophomore records:
  - Runs scored: Al Velazquez (50)
  - Batting average: No. 1 Darby Trull (.406)
  - Slugging percentage: No. 1 Darby Trull (.642)
  - Shutouts: Keely Rochard (11)
- The senior records:
  - Runs scored: Emma Strouth (50)
  - Hits: Emma Strouth (74)
  - Home runs: Caitlyn Nolan (19)
  - RBIs: Emma Strouth (68)
  - Batting average: No. 1 Emma Strouth (.404)
  - Slugging percentage: No. 1 Caitlyn Nolan (.720)
  - Sacrifice flies: Caitlyn Nolan (6)



## TEAM/INDIVIDUAL HIGHS

### TEAM GAME HIGHS

#### Batting

At bats: 31 - at NC State (Mar 14, 2021)  
 Runs scored: 17 - at NC State (Mar 14, 2021)  
 Hits: 16 - at NC State (Mar 14, 2021)  
 RBIs: 17 - at NC State (Mar 14, 2021)  
 Doubles: 3 - at NC State (Mar 13, 2021)  
 3 - vs Radford (Mar 17, 2021)  
 3 - vs Pitt (Mar 20, 2021)  
 Triples: 1 - (4 times)  
 Home runs: 8 - at NC State (Mar 14, 2021)  
 Total bases: 41 - at NC State (Mar 14, 2021)  
 Walks: 6 - at Kennesaw State (Feb 13, 2021)  
 Strikeouts: 9 - vs Florida State (Feb 20, 2021 at Atlanta, Ga.)  
 Sac hits: 1 - at NC State (Mar 13, 2021)  
 Sac flies: 2 - vs Virginia (Mar 24, 2021)  
 Stolen bases: 6 - vs Pitt (Mar 19, 2021)  
 Hit by pitch: 1 - (8 times)  
 Caught stealing: 1 - (4 times)  
 Runners LOB: 9 - at Kennesaw State (Feb 13, 2021)  
 Hit into DP: 1 - (6 times)

#### Fielding

Putouts: 21 - (11 times)  
 Assists: 17 - at Kennesaw State (Feb 13, 2021)  
 Errors: 3 - at Clemson (Feb 18, 2021)  
 Passed balls: 1 - vs Pitt (Mar 20, 2021)  
 1 - vs Pitt (Mar 20, 2021)  
 DPs turned: 3 - at Clemson (Feb 19, 2021)

#### Pitching

Innings pitched: 7.0 - (11 times)  
 Runs allowed: 8 - at Clemson (Feb 18, 2021)  
 8 - at NC State (Mar 13, 2021)  
 Earned runs: 8 - at NC State (Mar 13, 2021)  
 Walks allowed: 8 - at NC State (Mar 13, 2021)  
 Strikeouts: 19 - vs Pitt (Mar 20, 2021)  
 19 - vs Pitt (Mar 21, 2021)  
 Hits allowed: 10 - vs Pitt (Mar 20, 2021)  
 Doubles allowed: 2 - at NC State (Mar 13, 2021)  
 Triples allowed: 1 - at NC State (Mar 13, 2021)  
 1 - at NC State (Mar 13, 2021)  
 Homers allowed: 3 - at NC State (Mar 13, 2021)  
 Wild pitches: 1 - vs Florida State (Feb 20, 2021 at Atlanta, Ga.)  
 1 - vs Florida State (Feb 21, 2021 at Atlanta, Ga.)  
 Hit batters: 2 - at Clemson (Feb 19, 2021)

### INDIVIDUAL GAME HIGHS

#### Batting

At bats: 4 - (32 times)  
 Runs scored: 4 - Jayme Bailey at NC State (Mar 14, 2021)  
 Hits: 3 - (6 times)  
 RBIs: 7 - Kelsey Bennett at NC State (Mar 14, 2021)  
 Doubles: 2 - Morgan Overaitis vs Pitt (Mar 20, 2021)  
 Triples: 1 - (4 times)  
 Home runs: 3 - Kelsey Bennett at NC State (Mar 14, 2021)  
 Total bases: 12 - Kelsey Bennett at NC State (Mar 14, 2021)  
 Walks: 3 - Meredith Slaw at Kennesaw State (Feb 13, 2021)  
 3 - Mackenzie Lawter at Kennesaw State (Feb 13, 2021)  
 Strikeouts: 2 - (8 times)  
 Sac hits: 1 - Cameron Fagan at NC State (Mar 13, 2021)  
 Sac flies: 1 - (6 times)  
 Stolen bases: 2 - (7 times)  
 Hit by pitch: 1 - (8 times)  
 Caught stealing: 1 - (4 times)  
 Runners LOB: 4 - Grace Chavez at Kennesaw State (Feb 13, 2021)  
 4 - Grace Chavez at NC State (Mar 13, 2021)  
 4 - Cameron Fagan vs Pitt (Mar 20, 2021)

#### Fielding

Putouts: 19 - Alexa Milius vs Pitt (Mar 21, 2021)  
 Assists: 6 - Kelsey Bennett at Kennesaw State (Feb 13, 2021)  
 6 - Addy Greene vs Clemson (Feb 19, 2021)  
 Errors: 2 - Ivy Rosenberry vs Florida State (Feb 20, 2021 at Atlanta, Ga.)  
 Passed balls: 1 - Alexa Milius vs Pitt (Mar 20, 2021)  
 1 - Alexa Milius vs Pitt (Mar 20, 2021)

#### Pitching

Innings pitched: 7.0 - (9 times)  
 Runs allowed: 7 - Ivy Rosenberry vs Florida State (Feb 20, 2021 at Atlanta, Ga.)  
 Earned runs: 4 - (5 times)  
 Walks allowed: 8 - Keely Rochard at NC State (Mar 13, 2021)  
 Strikeouts: 19 - Keely Rochard vs Pitt (Mar 20, 2021)  
 19 - Keely Rochard vs Pitt (Mar 21, 2021)  
 Hits allowed: 9 - Ivy Rosenberry vs Pitt (Mar 20, 2021)  
 Doubles allowed: 2 - Ivy Rosenberry at NC State (Mar 13, 2021)  
 Triples allowed: 1 - Ivy Rosenberry at NC State (Mar 13, 2021)  
 1 - Keely Rochard at NC State (Mar 13, 2021)  
 Homers allowed: 2 - Mackenzie Osborne at NC State (Mar 13, 2021)  
 2 - Keely Rochard at NC State (Mar 14, 2021)  
 Wild pitches: 1 - Keely Rochard vs Florida State (Feb 20, 2021 at Atlanta, Ga.)  
 1 - Keely Rochard vs Florida State (Feb 21, 2021 at Atlanta, Ga.)  
 Hit batters: 2 - Keely Rochard at Clemson (Feb 19, 2021)

## OPPONENT TEAM/INDIVIDUAL HIGHS

### OPPONENT TEAM GAME HIGHS

#### Batting

At bats: 32 - vs Florida State (Feb 20, 2021 at Atlanta, Ga.)  
 Runs scored: 8 - at Clemson (Feb 18, 2021)  
 8 - at NC State (Mar 13, 2021)  
 Hits: 10 - vs Pitt (Mar 20, 2021)  
 RBIs: 8 - at NC State (Mar 13, 2021)  
 Doubles: 2 - at NC State (Mar 13, 2021)  
 Triples: 1 - at NC State (Mar 13, 2021)  
 1 - at NC State (Mar 13, 2021)  
 Home runs: 3 - at NC State (Mar 13, 2021)  
 Total bases: 22 - at NC State (Mar 13, 2021)  
 Walks: 8 - at NC State (Mar 13, 2021)  
 Strikeouts: 19 - vs Pitt (Mar 20, 2021)  
 19 - vs Pitt (Mar 21, 2021)  
 Sac hits: 1 - vs Florida State (Feb 21, 2021 at Atlanta, Ga.)  
 Sac flies: 1 - at NC State (Mar 13, 2021)  
 1 - vs Pitt (Mar 20, 2021)  
 Stolen bases: 3 - at NC State (Mar 13, 2021)  
 3 - vs Pitt (Mar 21, 2021)  
 Hit by pitch: 2 - at Clemson (Feb 19, 2021)  
 Caught stealing: 1 - at NC State (Mar 13, 2021)  
 Runners LOB: 9 - at NC State (Mar 13, 2021)  
 Hit into DP: 3 - at Clemson (Feb 19, 2021)

#### Fielding

Putouts: 21 - (8 times)  
 Assists: 13 - at Kennesaw State (Feb 13, 2021)  
 Errors: 3 - at Kennesaw State (Feb 13, 2021)  
 Passed balls: 1 - at Kennesaw State (Feb 14, 2021)  
 1 - vs Florida State (Feb 20, 2021 at Atlanta, Ga.)  
 1 - vs Pitt (Mar 20, 2021)  
 DPs turned: 1 - (6 times)

#### Pitching

Innings pitched: 7.0 - (8 times)  
 Runs allowed: 17 - at NC State (Mar 14, 2021)  
 Earned runs: 17 - at NC State (Mar 14, 2021)  
 Walks allowed: 6 - at Kennesaw State (Feb 13, 2021)  
 Strikeouts: 9 - vs Florida State (Feb 20, 2021 at Atlanta, Ga.)  
 Hits allowed: 16 - at NC State (Mar 14, 2021)  
 Doubles allowed: 3 - at NC State (Mar 13, 2021)  
 3 - vs Radford (Mar 17, 2021)  
 3 - vs Pitt (Mar 20, 2021)  
 Triples allowed: 1 - (4 times)  
 Homers allowed: 8 - at NC State (Mar 14, 2021)  
 Wild pitches: 2 - at Kennesaw State (Feb 13, 2021)  
 Hit batters: 1 - (8 times)

### OPPONENT TEAM GAME HIGHS

#### Batting

At bats: 32 - vs Florida State (Feb 20, 2021 at Atlanta, Ga.)  
 Runs scored: 8 - at Clemson (Feb 18, 2021)  
 8 - at NC State (Mar 13, 2021)  
 Hits: 10 - vs Pitt (Mar 20, 2021)  
 RBIs: 8 - at NC State (Mar 13, 2021)  
 Doubles: 2 - at NC State (Mar 13, 2021)  
 Triples: 1 - at NC State (Mar 13, 2021)  
 1 - at NC State (Mar 13, 2021)  
 Home runs: 3 - at NC State (Mar 13, 2021)  
 Total bases: 22 - at NC State (Mar 13, 2021)  
 Walks: 8 - at NC State (Mar 13, 2021)  
 Strikeouts: 19 - vs Pitt (Mar 20, 2021)  
 19 - vs Pitt (Mar 21, 2021)  
 Sac hits: 1 - vs Florida State (Feb 21, 2021 at Atlanta, Ga.)  
 Sac flies: 1 - at NC State (Mar 13, 2021)  
 1 - vs Pitt (Mar 20, 2021)  
 Stolen bases: 3 - at NC State (Mar 13, 2021)  
 3 - vs Pitt (Mar 21, 2021)  
 Hit by pitch: 2 - at Clemson (Feb 19, 2021)  
 Caught stealing: 1 - at NC State (Mar 13, 2021)  
 Runners LOB: 9 - at NC State (Mar 13, 2021)  
 Hit into DP: 3 - at Clemson (Feb 19, 2021)

#### Fielding

Putouts: 21 - (8 times)  
 Assists: 13 - at Kennesaw State (Feb 13, 2021)  
 Errors: 3 - at Kennesaw State (Feb 13, 2021)  
 Passed balls: 1 - at Kennesaw State (Feb 14, 2021)  
 1 - vs Florida State (Feb 20, 2021 at Atlanta, Ga.)  
 1 - vs Pitt (Mar 20, 2021)  
 DPs turned: 1 - (6 times)

#### Pitching

Innings pitched: 7.0 - (8 times)  
 Runs allowed: 17 - at NC State (Mar 14, 2021)  
 Earned runs: 17 - at NC State (Mar 14, 2021)  
 Walks allowed: 6 - at Kennesaw State (Feb 13, 2021)  
 Strikeouts: 9 - vs Florida State (Feb 20, 2021 at Atlanta, Ga.)  
 Hits allowed: 16 - at NC State (Mar 14, 2021)  
 Doubles allowed: 3 - at NC State (Mar 13, 2021)  
 3 - vs Radford (Mar 17, 2021)  
 3 - vs Pitt (Mar 20, 2021)  
 Triples allowed: 1 - (4 times)  
 Homers allowed: 8 - at NC State (Mar 14, 2021)  
 Wild pitches: 2 - at Kennesaw State (Feb 13, 2021)  
 Hit batters: 1 - (8 times)



### TEAM GAME-BY-GAME SITUATIONS (BATTING)

Date	Opponent	Total h/ab	vs Left	vs Right	With Runners	Bases Empty	Bases Loaded	With 2-outs	With RBI-op	Reach as Leadoff	3rd and LT 2out	LOB
Feb 13	at Kennesaw State	8-30	2-11	6-19	5-16	3-14	0-0	2-10	4-11	4-7	1-1	7
Feb 13	at Kennesaw State	7-29	5-18	2-11	4-21	3-8	1-4	2-9	3-14	5-7	3-7	9
Feb 14	at Kennesaw State	6-28	1-5	5-23	3-16	3-12	0-0	4-12	2-8	3-7	0-0	6
*Feb 18	at Clemson	7-28	0-0	7-28	2-17	5-11	0-0	3-10	1-7	5-7	0-0	7
*Feb 19	at Clemson	9-21	0-0	9-21	7-15	2-6	0-2	1-5	5-10	3-4	3-5	5
*Feb 19	at Clemson	8-29	5-14	3-15	4-13	4-16	0-0	1-8	4-12	2-7	0-0	6
*Feb 20	vs Florida State	3-24	0-0	3-24	1-5	2-19	0-0	1-8	0-4	0-7	0-0	4
*Feb 20	vs Florida State	13-28	0-0	13-28	8-17	5-11	1-1	4-9	5-12	2-5	3-5	7
*Feb 21	vs Florida State	5-22	0-0	5-22	3-8	2-14	0-0	2-7	3-4	1-6	0-0	3
*Mar 12	at NC State	5-25	0-0	5-25	5-8	0-17	1-1	3-9	4-6	0-7	0-0	2
*Mar 13	at NC State	5-20	0-0	5-20	3-8	2-12	0-1	3-8	1-4	0-5	0-0	6
*Mar 13	at NC State	12-30	4-10	8-20	7-16	5-14	1-5	6-12	7-15	2-6	3-5	6
*Mar 14	at NC State	16-31	3-5	13-26	10-13	6-18	2-2	4-9	6-9	2-5	2-2	3
Mar 17	RADFORD	11-23	3-9	8-14	6-14	5-9	0-1	2-6	4-9	2-4	3-3	4
Mar 17	RADFORD	12-25	1-5	11-20	6-16	6-9	0-2	2-5	3-10	3-5	2-4	6
*Mar 19	PITT	10-20	0-0	10-20	7-15	3-5	3-5	3-5	6-13	3-4	3-4	5
*Mar 20	PITT	7-26	0-0	7-26	2-12	5-14	0-0	0-6	2-6	4-7	2-3	3
*Mar 20	PITT	10-27	0-0	10-27	6-15	4-12	0-1	3-9	4-12	2-6	1-3	6
*Mar 21	PITT	5-24	0-0	5-24	2-14	3-10	0-1	1-7	1-8	4-7	1-1	7
Mar 24	VIRGINIA	10-26	2-3	8-23	4-12	6-14	0-1	1-7	2-6	3-6	2-2	5
Totals		169-516	26-80	143-436	95-271	74-245	9-27	48-161	67-180	50-119	29-45	107
		.328	.325	.328	.351	.302	.333	.298	.372	.420	.644	

### TEAM GAME-BY-GAME SITUATIONS (PITCHING)

Date	Opponent	Score	Total h/ab	vs Left	vs Right	With Runners	Bases Empty	With 2-outs	Reach as Leadoff	Gnd Out	Fly Out	ERA
Feb 13	at Kennesaw State	6-0	3-24	3-13	0-11	1-8	2-16	1-8	1-7	1	9	0.00
Feb 13	at Kennesaw State	6-0	3-26	1-14	2-12	0-7	3-19	2-9	1-7	17	2	0.00
Feb 14	at Kennesaw State	4-0	2-24	1-13	1-11	0-6	2-18	0-7	0-7	4	10	0.00
*Feb 18	at Clemson	1-8	7-25	2-5	5-20	6-13	1-12	4-10	2-6	4	8	0.78
*Feb 19	at Clemson	9-0	3-16	1-3	2-13	1-4	2-12	0-4	1-5	10	1	0.66
*Feb 19	at Clemson	4-1	3-22	1-6	2-16	1-11	2-11	1-7	3-7	6	8	0.72
*Feb 20	vs Florida State	1-7	7-32	3-12	4-20	4-15	3-17	1-8	1-7	5	12	1.22
*Feb 20	vs Florida State	9-1	3-18	2-6	1-12	1-6	2-12	0-5	1-5	1	7	1.24
*Feb 21	vs Florida State	6-0	1-21	0-8	1-13	0-7	1-14	0-7	2-7	3	9	1.09
*Mar 12	at NC State	4-2	4-25	2-11	2-14	1-8	3-17	2-9	1-7	4	5	1.18
*Mar 13	at NC State	0-8	9-22	3-11	6-11	4-9	5-13	3-7	3-5	9	2	1.91
*Mar 13	at NC State	12-2	3-19	2-10	1-9	3-11	0-8	1-6	2-6	8	5	1.85
*Mar 14	at NC State	17-4	5-19	3-11	2-8	1-7	4-12	2-7	1-5	2	6	2.08
Mar 17	RADFORD	11-1	5-20	4-6	1-14	2-12	3-8	3-7	3-5	9	1	2.04
Mar 17	RADFORD	9-1	3-18	1-5	2-13	1-12	2-6	1-4	3-6	4	5	2.01
*Mar 19	PITT	9-0	1-16	0-3	1-13	0-2	1-14	0-5	0-5	2	3	1.90
*Mar 20	PITT	3-5	10-28	3-7	7-21	5-15	5-13	4-9	2-7	10	5	2.11
*Mar 20	PITT	5-0	1-23	0-5	1-18	0-6	1-17	0-7	0-7	1	2	1.98
*Mar 21	PITT	2-0	1-23	0-4	1-19	0-8	1-15	0-7	2-7	0	2	1.86
Mar 24	VIRGINIA	7-0	1-22	0-5	1-17	0-7	1-15	1-8	2-7	3	9	1.75
Totals		125-40	75-443	32-158	43-285	31-174	44-269	26-141	31-125	103	111	1.75
			.169	.203	.151	.178	.164	.184	.248			



### TEAM GAME-BY-GAME HITTING

Date	Opponent	ab	r	h	rbi	2b	3b	hr	tb	bb	ibb	sb	cs	hbp	sac	sf	gdp	k	po	a	e	lob	avg
Feb 13	at Kennesaw State	30	6	8	6	1	0	2	15	4	0	1	1	0	0	0	0	3	21	1	0	7	.267
Feb 13	at Kennesaw State	29	6	7	6	2	1	0	11	6	0	2	0	1	0	0	1	2	21	17	2	9	.254
Feb 14	at Kennesaw State	28	4	6	3	2	0	0	8	3	0	1	0	0	0	0	0	3	21	3	1	6	.241
*Feb 18	at Clemson	28	1	7	1	1	0	0	8	1	0	0	1	0	0	0	0	6	18	5	3	7	.243
*Feb 19	at Clemson	21	9	9	9	2	0	2	17	5	0	2	0	0	0	0	0	3	15	12	0	5	.272
*Feb 19	at Clemson	29	4	8	4	2	0	1	13	1	0	2	0	1	0	0	0	2	21	8	1	6	.273
*Feb 20	vs Florida State	24	1	3	1	0	0	1	6	1	0	0	0	1	0	0	0	9	21	3	2	4	.254
*Feb 20	vs Florida State	28	9	13	9	2	0	2	21	3	0	1	0	0	0	0	0	5	15	2	0	7	.281
*Feb 21	vs Florida State	22	6	5	6	1	0	2	12	5	0	1	0	0	0	0	0	5	21	3	0	3	.276
*Mar 12	at NC State	25	4	5	4	1	0	0	6	4	0	3	0	0	0	0	0	2	21	4	0	4	.269
*Mar 13	at NC State	20	0	5	0	0	0	0	5	1	0	0	0	0	0	0	0	2	14	6	0	6	.268
*Mar 13	at NC State	30	12	12	12	3	0	1	18	4	0	4	0	0	1	1	0	1	18	9	1	6	.280
*Mar 14	at NC State	31	17	16	17	1	0	8	41	3	0	3	0	1	0	0	0	3	15	2	0	3	.301
Mar 17	RADFORD	23	11	11	11	3	1	4	28	4	0	1	0	0	0	0	0	1	15	7	2	4	.312
Mar 17	RADFORD	25	9	12	9	2	0	4	26	3	0	2	0	1	0	0	0	0	15	4	2	6	.323
*Mar 19	PITT	20	9	10	8	2	0	0	12	5	0	6	1	1	0	1	0	0	15	2	0	6	.332
*Mar 20	PITT	26	3	7	3	0	0	0	7	0	0	0	1	0	0	1	1	5	21	11	0	3	.328
*Mar 20	PITT	27	5	10	5	3	0	0	13	0	0	5	0	1	0	1	0	3	21	1	0	6	.330
*Mar 21	PITT	24	2	5	2	0	1	0	7	2	0	2	0	1	0	0	0	5	21	0	2	7	.324
Mar 24	VIRGINIA	26	7	10	6	1	1	2	19	2	0	1	0	0	0	2	1	3	21	3	0	5	.328
Totals		516	125	169	122	29	4	29	293	57	0	37	4	8	1	6	3	63	371	103	16	110	.328

### TEAM GAME-BY-GAME PITCHING

Date	Opponent	ip	h	r	er	bb	so	2b	3b	hr	wp	bk	hbp	dp	ibb	score	w-l	sv	era
Feb 13	at Kennesaw State	7.0	3	0	0	2	11	0	0	0	0	0	0	0	0	6-0	1-0	0	0.00
Feb 13	at Kennesaw State	7.0	3	0	0	0	2	1	0	0	0	0	0	0	0	6-0	2-0	0	0.00
Feb 14	at Kennesaw State	7.0	2	0	0	0	7	0	0	0	0	0	0	0	0	4-0	3-0	0	0.00
*Feb 18	at Clemson	6.0	7	8	3	3	5	1	0	1	0	0	1	0	0	1-8	3-1	0	0.78
*Feb 19	at Clemson	5.0	3	0	0	0	2	1	0	0	0	0	0	2	0	9-0	4-1	0	0.66
*Feb 19	at Clemson	7.0	3	1	1	2	4	1	0	0	0	0	2	3	0	4-1	5-1	0	0.72
*Feb 20	vs Florida State	7.0	7	7	4	1	4	1	0	0	0	0	0	0	0	1-7	5-2	0	1.22
*Feb 20	vs Florida State	5.0	3	1	1	0	7	1	0	0	1	0	0	0	0	9-1	6-2	0	1.24
*Feb 21	vs Florida State	7.0	1	0	0	5	9	0	0	0	1	0	1	0	0	6-0	7-2	0	1.09
*Mar 12	at NC State	7.0	4	2	2	4	12	0	0	1	0	0	0	0	0	4-2	8-2	0	1.18
*Mar 13	at NC State	4.2	9	8	8	1	2	2	1	3	0	0	1	0	0	0-8	8-3	0	1.91
*Mar 13	at NC State	6.0	3	2	1	8	4	0	1	0	0	0	0	0	0	12-2	9-3	0	1.85
*Mar 14	at NC State	5.0	5	4	4	2	6	1	0	2	0	0	1	0	0	17-4	10-3	0	2.08
Mar 17	RADFORD	5.0	5	1	1	0	4	1	0	0	0	0	1	1	0	11-1	11-3	0	2.04
Mar 17	RADFORD	5.0	3	1	1	2	4	0	0	1	0	0	1	2	0	9-1	12-3	0	2.01
*Mar 19	PITT	5.0	1	0	0	0	10	0	0	0	0	0	0	0	0	9-0	13-3	0	1.90
*Mar 20	PITT	7.0	10	5	5	3	4	0	0	0	0	0	0	1	0	3-5	13-4	0	2.11
*Mar 20	PITT	7.0	1	0	0	1	19	0	0	0	0	0	1	0	0	5-0	14-4	0	1.98
*Mar 21	PITT	7.0	1	0	0	2	19	0	0	0	0	0	0	0	0	2-0	15-4	0	1.86
Mar 24	VIRGINIA	7.0	1	0	0	2	9	0	0	0	0	0	0	0	0	7-0	16-4	0	1.75
Totals		123.2	75	40	31	38	144	10	2	8	2	0	9	9	0	125-40	16-4	0	1.75



### OPPONENT GAME-BY-GAME BATTING

Date	Opponent	ab	r	h	rbi	2b	3b	hr	tb	bb	ibb	sb	cs	hbp	sac	sf	gdp	k	po	a	e	lob	avg
Feb 13	at Kennesaw State	24	0	3	0	0	0	0	3	2	0	1	0	0	0	0	0	11	21	4	2	5	.125
Feb 13	at Kennesaw State	26	0	3	0	1	0	0	4	0	0	0	0	0	0	0	0	2	21	13	3	5	.120
Feb 14	at Kennesaw State	24	0	2	0	0	0	0	2	0	0	2	0	0	0	0	0	7	21	9	1	3	.108
*Feb 18	at Clemson	25	8	7	5	1	0	1	11	3	0	2	0	1	0	0	0	5	21	10	1	3	.152
*Feb 19	at Clemson	16	0	3	0	1	0	0	4	0	0	0	0	0	0	0	2	2	12	5	0	1	.157
*Feb 19	at Clemson	22	1	3	1	1	0	0	4	2	0	0	0	2	0	0	1	4	21	3	0	4	.153
*Feb 20	vs Florida State	32	7	7	6	1	0	0	8	1	0	0	0	0	0	0	0	4	21	9	0	5	.166
*Feb 20	vs Florida State	18	1	3	1	1	0	0	4	0	0	0	0	0	0	0	0	7	15	0	0	2	.166
*Feb 21	vs Florida State	21	0	1	0	0	0	0	1	5	0	1	0	1	1	0	0	9	18	8	0	7	.154
*Mar 12	at NC State	25	2	4	2	0	0	1	7	4	0	1	0	0	0	0	0	12	21	9	0	6	.155
*Mar 13	at NC State	22	8	9	8	2	1	3	22	1	0	0	1	1	0	0	0	2	15	5	0	2	.176
*Mar 13	at NC State	19	2	3	2	0	1	0	5	8	0	3	0	0	0	1	0	4	18	5	2	9	.175
*Mar 14	at NC State	19	4	5	4	1	0	2	12	2	0	0	0	1	0	0	0	6	15	4	0	3	.181
Mar 17	RADFORD	20	1	5	1	1	0	0	6	0	0	1	0	1	0	0	1	4	12	3	0	5	.185
Mar 17	RADFORD	18	1	3	1	0	0	1	6	2	0	0	0	1	0	0	1	4	14	3	0	5	.184
*Mar 19	PITT	16	0	1	0	0	0	0	1	0	0	0	0	0	0	0	0	10	12	5	1	1	.179
*Mar 20	PITT	28	5	10	4	0	0	0	10	3	0	2	0	0	0	1	1	4	21	10	2	6	.192
*Mar 20	PITT	23	0	1	0	0	0	0	1	1	0	1	0	1	0	0	0	19	18	8	0	4	.183
*Mar 21	PITT	23	0	1	0	0	0	0	1	2	0	3	0	0	0	0	0	19	18	6	1	4	.176
Mar 24	VIRGINIA	22	0	1	0	0	0	0	1	2	0	1	0	0	0	0	0	9	18	8	1	3	.169
Totals		443	40	75	35	10	2	8	113	38	0	18	1	9	1	2	6	144	353	127	14	83	.169

### OPPONENT GAME-BY-GAME PITCHING

Date	Opponent	ip	h	r	er	bb	so	2b	3b	hr	wp	bk	hbp	dp	ibb	score	w-l	sv	era
Feb 13	at Kennesaw State	7.0	8	6	6	4	3	1	0	2	2	0	0	0	0	0-6	0-1	0	6.00
Feb 13	at Kennesaw State	7.0	7	6	5	6	2	2	1	0	1	0	1	1	0	0-6	0-2	0	5.50
Feb 14	at Kennesaw State	7.0	6	4	3	3	3	2	0	0	0	0	0	0	0	0-4	0-3	0	4.67
*Feb 18	at Clemson	7.0	7	1	0	1	6	1	0	0	1	0	0	1	0	8-1	1-3	0	3.50
*Feb 19	at Clemson	4.0	9	9	9	5	3	2	0	2	0	0	0	0	0	0-9	1-4	0	5.03
*Feb 19	at Clemson	7.0	8	4	4	1	2	2	0	1	0	0	1	0	0	1-4	1-5	0	4.85
*Feb 20	vs Florida State	7.0	3	1	1	1	9	0	0	1	0	0	1	0	0	7-1	2-5	0	4.26
*Feb 20	vs Florida State	5.0	13	9	9	3	5	2	0	2	0	0	0	0	0	1-9	2-6	0	5.08
*Feb 21	vs Florida State	6.0	5	6	6	5	5	1	0	2	1	0	0	1	0	0-6	2-7	0	5.28
*Mar 12	at NC State	7.0	5	4	4	4	2	1	0	0	0	0	0	0	0	2-4	2-8	0	5.14
*Mar 13	at NC State	5.0	5	0	0	1	2	0	0	0	0	0	0	0	0	8-0	3-8	0	4.77
*Mar 13	at NC State	6.0	12	12	7	4	1	3	0	1	0	0	0	0	0	2-12	3-9	0	5.04
*Mar 14	at NC State	5.0	16	17	17	3	3	1	0	8	0	0	1	0	0	4-17	3-10	0	6.21
Mar 17	Radford	4.0	11	11	11	4	1	3	1	4	0	0	0	0	0	1-11	3-11	0	6.83
Mar 17	Radford	4.2	12	9	9	3	0	2	0	4	0	0	1	0	0	1-9	3-12	0	7.18
*Mar 19	Pitt	4.0	10	9	9	5	0	2	0	0	0	0	1	1	0	0-9	3-13	0	7.55
*Mar 20	Pitt	7.0	7	3	1	0	5	0	0	0	0	0	0	1	0	5-3	4-13	0	7.09
*Mar 20	Pitt	6.0	10	5	5	0	3	3	0	0	0	0	1	0	0	0-5	4-14	0	7.02
*Mar 21	Pitt	6.0	5	2	2	2	5	0	1	0	0	0	1	0	0	0-2	4-15	0	6.77
Mar 24	Virginia	6.0	10	7	6	2	3	1	1	2	1	0	0	1	0	0-7	4-16	0	6.78
Totals		117.2	169	125	114	57	63	29	4	29	6	0	8	6	0	40-125	4-16	0	6.78





### GAME-BY-GAME LEADERS

Opponent	Date	Hits	Runs	BB	RBI	HR	SB	Ks	IP
Kennesaw State [1]	2/13/21	2 - Ritter	1 - (6 players)	3 - Slaw	2 - (2 players)	1 - (2 players)	1 - Fagan	11 - Rochard	7.0 - Rochard
Kennesaw State [2]	2/13/21	3 - Bailey	2 - Fagan	3 - Lawter	4 - Bailey	None	2 - Ritter	2 - Rosenberry	7.0 - Rosenberry
Kennesaw State	2/14/21	2 - Fagan	1 - (4 players)	1 - (3 players)	1 - (3 players)	None	1 - Fagan	7 - Rochard	7.0 - Rochard
Clemson	2/18/21	1 - (7 players)	1 - Ludowig	1 - Milius	1 - Trull	None	None	4 - Rochard	4.0 - Rochard
Clemson [1]	2/19/21	2 - (2 players)	2 - Bailey	1 - (5 players)	4 - Slaw	1 - (2 players)	1 - (2 players)	2 - Rosenberry	5.0 - Rosenberry
Clemson [2]	2/19/21	3 - Brown	2 - Brown	1 - Bennett	2 - Fagan	1 - Chavez	2 - Brown	4 - Rochard	7.0 - Rochard
Florida State [1]	2/20/21	2 - Trull	1 - Chavez	1 - Bennett	1 - Chavez	1 - Chavez	None	3 - Rosenberry	4.0 - Osborne
Florida State [2]	2/20/21	2 - (2 players)	2 - Bailey	1 - (3 players)	3 - Chavez	1 - (2 players)	1 - Brown	7 - Rochard	5.0 - Rochard
Florida State	2/21/21	2 - Fagan	2 - Brown	2 - (2 players)	3 - Fagan	1 - (2 players)	1 - Brown	9 - Rochard	7.0 - Rochard
NC State	3/12/21	1 - (5 players)	1 - (4 players)	1 - (4 players)	2 - Bailey	None	1 - (3 players)	12 - Rochard	7.0 - Rochard
NC State [1]	3/13/21	2 - Fagan	None	1 - Bennett	None	None	None	2 - Rosenberry	4.0 - Rosenberry
NC State [2]	3/13/21	2 - (4 players)	2 - (3 players)	2 - Milius	2 - (5 players)	1 - Bennett	2 - Trull	4 - Rochard	6.0 - Rochard
NC State	3/14/21	3 - (2 players)	4 - Bailey	2 - Ritter	7 - Bennett	3 - Bennett	1 - (3 players)	6 - Rochard	5.0 - Rochard
Radford [1]	3/17/21	2 - (2 players)	2 - (2 players)	1 - (4 players)	2 - (4 players)	1 - (4 players)	1 - Trull	4 - Rosenberry	5.0 - Rosenberry
Radford [2]	3/17/21	3 - Bennett	2 - Bailey	1 - (3 players)	3 - (2 players)	1 - (4 players)	1 - (2 players)	4 - Osborne	5.0 - Osborne
Pitt	3/19/21	2 - (2 players)	2 - (2 players)	1 - (5 players)	2 - (2 players)	None	2 - (2 players)	8 - Rochard	4.0 - Rochard
Pitt [1]	3/20/21	2 - (2 players)	1 - (3 players)	None	1 - (3 players)	None	None	3 - Rosenberry	4.0 - Rosenberry
Pitt [2]	3/20/21	2 - (3 players)	1 - (5 players)	None	2 - Brown	None	2 - (2 players)	19 - Rochard	7.0 - Rochard
Pitt	3/21/21	2 - Fagan	1 - (2 players)	1 - (2 players)	2 - Fagan	None	1 - (2 players)	19 - Rochard	7.0 - Rochard
Virginia	3/24/21	3 - Brown	2 - Ritter	1 - (2 players)	2 - (2 players)	1 - (2 players)	1 - Ritter	9 - Rochard	7.0 - Rochard

### GAME-BY-GAME STARTERS

Opponent	Date	P	C	1B	2B	3B	SS	LF	CF	RF	DP
Kennesaw State [1]	2/13/21	Rochard	Lawter	Slaw	Greene	Bennett	Fagan	Ritter	Trull	Bailey	Davis
Kennesaw State [2]	2/13/21	Rosenberry	Lawter	Slaw	Greene	Bennett	Fagan	Ritter	Brown	Bailey	Chavez
Kennesaw State	2/14/21	Rochard	Lawter	Slaw	Greene	Bennett	Fagan	Ritter	Brown	Bailey	Davis
Clemson	2/18/21	Rochard	Lawter	Slaw	Greene	Bennett	Fagan	Ritter	Trull	Bailey	Chavez
Clemson [1]	2/19/21	Rosenberry	Lawter	Slaw	Greene	Bennett	Fagan	Brown	Trull	Bailey	Overaitis
Clemson [2]	2/19/21	Rochard	Lawter	Slaw	Greene	Bennett	Fagan	Brown	Trull	Bailey	Chavez
Florida State [1]	2/20/21	Rosenberry	Lawter	Slaw	Greene	Bennett	Fagan	Brown	Trull	Bailey	Chavez
Florida State [2]	2/20/21	Rochard	Lawter	Bailey	Greene	Bennett	Fagan	Brown	Trull	Ritter	Chavez
Florida State	2/21/21	Rochard	Lawter	Bailey	Greene	Bennett	Fagan	Brown	Trull	Ritter	Chavez
NC State	3/12/21	Rochard	Lawter	Bailey	Greene	Bennett	Fagan	Brown	Trull	Ritter	Chavez
NC State [1]	3/13/21	Rosenberry	Lawter	Bailey	Greene	Bennett	Fagan	Brown	Trull	Ritter	Chavez
NC State [2]	3/13/21	Rochard	Lawter	Bailey	Overaitis	Bennett	Fagan	Brown	Trull	Davis	Milius
NC State	3/14/21	Rochard	Milius	Bailey	Overaitis	Bennett	Fagan	Brown	Trull	Davis	Chavez
Radford [1]	3/17/21	Rosenberry	Milius	Bailey	Overaitis	Bennett	Greene	Brown	Trull	Davis	Chavez
Radford [2]	3/17/21	Osborne	Milius	Bailey	Overaitis	Bennett	Greene	Brown	Trull	Ritter	Rountree
Pitt	3/19/21	Rochard	Milius	Bailey	Overaitis	Bennett	Fagan	Brown	Trull	Davis	Chavez
Pitt [1]	3/20/21	Rosenberry	Milius	Bailey	Greene	Bennett	Fagan	Brown	Trull	Overaitis	Davis
Pitt [2]	3/20/21	Rochard	Milius	Bailey	Overaitis	Bennett	Fagan	Brown	Trull	Ritter	Chavez
Pitt	3/21/21	Rochard	Milius	Bailey	Overaitis	Bennett	Fagan	Brown	Trull	Ritter	Chavez
Virginia	3/24/21	Rochard	Lawter	Bailey	Overaitis	Milius	Bennett	Brown	Trull	Ritter	Chavez





## Pete D'AMOUR (Duh-more)

- Third season at Virginia Tech
- 2019 ACC Coach of the Year
- 5th as a head coach in Division I
- Led Kennesaw State to its first NCAA Regional appearance
- Went to five super regionals and three Women's CWS at Missouri

## The D'Amour File

### PERSONAL

BORN: Jan. 7, 1980  
 HOMETOWN: Monrovia, Maryland  
 FAMILY: Wife, Anna  
 COACHING RECORD AT VIRGINIA TECH: 84-19 (3rd year)  
 CAREER HEAD COACHING RECORD: 163-56 (.744)

### EDUCATION

Missouri - Bachelor's Degree in General Studies  
 Missouri - Master's Degree in Sports Psychology  
 JOINED TECH STAFF: May 31, 2018  
 YEARS OF COLLEGIATE HEAD COACHING: 5  
 YEARS OF COLLEGIATE COACHING: 14

### COACHING HISTORY

2019- Virginia Tech (Head Coach)  
 2017-18 Kennesaw State (Head Coach)  
 2015-16 Missouri (Associate Head Coach)  
 2009-14 Missouri (Assistant Coach)  
 2007-08 Missouri (Volunteer Assistant Coach)

### PLAYING HISTORY

Played SS and P in men's fastpitch for seven seasons  
 MVP of the 2007 NSA World Series  
 Played baseball at Texas A&M-Corpus Christi & Frostburg State

### POSTSEASON EXPERIENCE

VT 2019 (Regional - Lexington, Ky.)  
 KSU 2018 (Regional - Tallahassee, Fla.)  
 2017 (NISC Semifinals - Lynchburg, Tenn.)  
 Missouri 2016 (Supers - Ann Arbor, Mich.)  
 2015 (Supers - Los Angeles, Calif.)  
 2014 (Regional - Columbia, Mo.)  
 2013 (Supers - Columbia, Mo.)  
 2012 (Supers - Columbia, Mo.)  
 2011 (WCWS - Oklahoma City, Okla.)  
 2010 (WCWS - Oklahoma City, Okla.)  
 2009 (WCWS - Oklahoma City, Okla.)

In his second season leading the Hokies, Coach Pete D'Amour led the team to a 21-4 record and was in first place in the ACC when the season ended. He helped guide the team to an impressive 3-2 record at the St. Pete/Clearwater Elite Invitational against five top-25 opponents, including wins over #14 Minnesota and #17 South Carolina. D'Amour guided the progression of pitcher Keely Rochard, who was one of the nation's top pitchers in 2020, and also helped the Hokies' offense to the highest scoring in the ACC.

Guiding Virginia Tech to one of the biggest turnarounds in NCAA softball history, Pete D'Amour led the Hokies in his first year to a 24-game win improvement in 2019 after posting a 47-11 record, including a 20-4 mark in ACC play.

The 47 wins were the fourth most in school history while the 20 ACC wins were the most in program history. On Tech's way to 20 league wins, it earned an ACC regular-season title and a Coastal Division crown after being picked 10th in the ACC preseason poll. By doing so, it also earned the Hokies their first trip to the NCAA Tournament since 2015, winning two games at the Lexington Regional to pick up their first NCAA win since 2014.

No stranger to success, D'Amour, out of the new 11 Power Five head coaches in 2019, picked up the most wins of the group. The 2019 ACC Coach of the Year earned the nod to mark just Tech's second time winning it, while a school-record five Hokies made an All-ACC first team. Under D'Amour's direction, pitcher Carrie Eberle was named ACC Pitcher of the Year and third baseman Kelsey Bennett was tabbed Freshman of the Year.

He also tutored two Softball America All-Americans in outfielders Emma Strouth and Darby Trull, who both hit over .400 and tallied 60-plus putouts, as well as a school-record seven NFCA All-Region (Mid-Atlantic) selections and a school-record eight VaSID all-staters. D'Amour also was tabbed VaSID Coach of the Year.

Under his watch, Tech became ranked during the season, something that hadn't been done since 2015, and got up to as high as No. 19 in the ESPN.com/USA Softball poll and No. 22 in the USA Today/NFCA poll. The Hokies were ranked for 11 consecutive weeks in the ESPN.com/USA Softball poll, breaking the program record set in 2007 of 10 weeks, and picked up two ranked wins on the year, beating then-No. 8/8 Georgia and then-No. 20/17 JMU.

Tech took big strides at the plate in '19, resetting over 20 individual and team school records, including batting average (.334) and home runs (97), just to name a few. The Hokies led the ACC in batting average and home runs per game (1.67), while also getting it done in the circle with shutouts (22). D'Amour had the Hokies ready to play against in-state rival Virginia in the Commonwealth Clash presented by Virginia529, sweeping the Cavaliers 3-0 and not allowing a runner to touch third base or home plate in the series, a first in program history, for three shutout wins.

D'Amour joined the Hokies after two seasons as the head coach at Kennesaw State, where he led the Owls to a 79-37 record and two postseason appearances. Before taking over the Kennesaw State program in 2017, he earned a reputation as one of the nation's premier recruiters during his 10-year tenure as assistant coach at the University of Missouri, a perennial NCAA tournament participant.

D'Amour coached Kennesaw State to the 2018 Atlantic Sun Conference regular season and tournament championships en route to the program's first NCAA Regional appearance since transitioning to the Division I level in 2006, as the Owls finished the year with a 39-17 record. In his inaugural year as head coach at Kennesaw State in 2017, he guided the Owls to a 40-20 overall record and a berth in the National Invitational Softball Championship.

Kennesaw State went 39-17 and 14-3 in the ASUN in 2018 and earned a No. 3 seed in the Tallahassee Regional. D'Amour was named ASUN Coach of the Year and seven Owls earned ASUN all-conference accolades, including ASUN Pitcher of the Year Alley Cutting and ASUN Freshman of the Year Patricia Awald. Awald was one of 25 finalists up for NFCA National Freshman of the Year.

### RECORD vs. OPPONENTS

Akron	1-0
Army	1-0
Auburn	0-3
Austin Peay	0-1
Belmont	3-0
Bethune-Cookman	1-0
Binghamton	2-0
Boston College	3-0
Bradley	1-0
Bucknell	2-0
Campbell	1-0
Central Michigan	1-0
Charleston Southern	2-0
Charlotte	2-0
Clemson	2-1
Coastal Carolina	1-0
College of Charleston	2-0
Dartmouth	3-0
DePaul	0-2
Detroit Mercy	3-0
Duke	3-0
East Carolina	1-0
East Tennessee State	2-0
Eastern Illinois	1-1
Florida A&M	1-0
Florida Gulf Coast	4-3
Florida State	2-1
Fort Wayne	2-0
George Mason	1-0
George Washington	1-0
Georgia	1-2
Georgia State	7-1
Georgia Tech	3-3
Hofstra	0-1
Illinois	3-1
Iowa	1-1
IUPUI	1-0
Jacksonville	6-2
Jacksonville State	1-2
JMU	1-1
Kennesaw State	3-0
Kentucky	0-2
Lamar	0-1
Liberty	1-2
Lipscomb	6-0
LIU Brooklyn	1-0
Longwood	2-0
Louisville	2-1
Marist	2-0
Michigan State	2-0
Minnesota	1-0
Missouri	0-1
Morehead State	2-1
NC State	7-3
North Carolina	1-2
North Carolina A&T	1-0
North Florida	0-1
Northwestern	1-0
Oklahoma State	0-1
Omaha-Nebraska	1-0
Niagara	1-0
North Florida	5-2
Northern Iowa	0-1
Pitt	6-1
Purdue	4-0
Quinnipiac	0-1
Radford	6-1
Rutgers	0-2
Samford	1-0
South Carolina	1-0
South Carolina State	1-0
Southeast Missouri State	1-0
St. Louis	1-0
Stetson	5-1
Stony Brook	1-0
Tennessee Tech	1-0
Texas State	1-1
UAB	5-0
UConn	2-0
UNC Greensboro	0-1
USC Upstate	5-3
USF	0-1
Virginia	7-0
Weber State	1-0
Wichita State	1-0
WKU	1-0







## DARBY TRULL

Junior | 5-3  
OF | L/L

Nation Ford HS  
Fort Mill, S.C.

Major: Consumer Studies

# 4



## JENNA PEARSON

Freshman | 5-8  
U | R/R

North Stafford HS  
North Stafford, Va.

Major: Science Undeclared

# 5

- 2020 Preseason All-ACC
- 2019 VaSID First-Team All-State
- Softball America Honorable Mention All-America
- First-Team NFCA All-Region (Mid-Atlantic)
- College Sports Madnness ACC Player of the Week (2/18/19)
- 2018-19 ACC Academic Honor Roll

### AT THE PLATE

- Has appeared in 19 games, starting 18 in the outfield.
  - Made three catches in the outfield against Virginia (3/24).
  - Knocked in a run in three of the four games vs. Pitt.
  - Had two RBIs off three hits, including two doubles, in the Radford doubleheader (3/17).
  - Stole a career-high two bases in Game 2 of NC State doubleheader (3/13).
  - Hit an RBI single in the rubber match vs. No. 13/14 Florida State (2/21) to help win the series.
  - Had her first multi-hit games of the season in Game 1 vs. No. 13/14 Florida State (2/20) and was the only Hokie with multiple hits in that game.
  - Ripped a double in Game 3 at Clemson (2/19) for her first extra-base hit of the year.
  - Started the first game of the 2021 season at center field (2/13) and scored a run as a pinch runner in the third game of the Kennesaw State series (2/14).
  - Had her third career four-hit game, including her third double of the year, an RBI and scored two runs versus Army (2/21/20).
  - Went 3 for 4 with two RBIs and two runs scored vs. No. 19/18 Missouri (2/15).
  - Had two RBIs and a double vs. #18/17 South Carolina (2/14/20).
  - Went 2 for 4 with a run scored and stolen base at Coastal Carolina (2/7/20).
  - Hit a double versus Iowa (2/7/20) in the season opener.
- Played in 55 games, drawing 54 starts in center field.
- Posted the second-best batting average (.406) in school history and the highest ever by a sophomore, while her slugging percentage (.642) ranks fourth all-time at Tech.
  - Racked up five hits, including three doubles, at the Lexington Regional (5/17-19), and made four putouts vs. Illinois (5/18).

### SEASON HIGHS

Hits 2, 5x, last vs. Pitt [1] (3/20/21)  
 Runs 1, 8x, last vs. Pitt (3/19/21)  
 RBIs 2 at NC State [2] (3/13/21)  
 HRs  
 Walks 1, 4x, last vs. Pitt (3/19/21)  
 Stolen Bases 2 at NC State [2] (3/13/21)  
 Hitting Streak 8 games (3/13/21 - 3/20/21)

### CAREER HIGHS

Hits 4, 3x, last vs. Army (2/21/20)  
 Runs 3 vs. UAB (3/2/19)  
 RBIs 3, 5x, last at Charlotte (4/17/19)  
 HRs 1, 7x, last vs. North Carolina (4/21/19)  
 Walks 3 vs. Lamar (2/8/18)  
 Stolen Bases 2 at NC State [2] (3/13/21)  
 Hitting Streak 9 games (2/9/19 - 2/23/19)

### GAME-BY-GAME STATS

Date	Opponent	Pos	AB	R	H	RBI	2B	3B	HR	BB	SB	CS	HBP	SAC	SF	GDP	K	PO	A	E	Avg
Feb 13	at Kennesaw State-1	*of	4	0	0	0	0	0	0	0	0	0	0	0	0	0	1	0	0	0	.000
Feb 14	at Kennesaw State	pr	0	1	0	0	0	0	0	0	0	0	0	0	0	0	0	0	0	0	.000
Feb 18	at Clemson	*of	2	0	1	1	0	0	0	0	0	0	0	0	0	0	0	2	1	1	.167
Feb 19	at Clemson-1	*of	2	1	0	0	0	0	0	1	0	0	0	0	0	0	0	0	0	0	.125
Feb 19	at Clemson	*of	3	0	1	0	1	0	0	0	0	0	0	0	0	0	0	0	0	0	.192
Feb 20	vs Florida State-1	*of	3	0	2	0	0	0	0	0	0	0	0	0	0	0	0	0	3	0	.286
Feb 20	vs Florida State-2	*of	2	1	1	0	0	0	1	0	0	0	0	0	0	0	0	0	0	0	.312
Feb 21	vs Florida State	*of	3	0	1	1	0	0	0	0	0	0	0	0	0	0	0	0	1	0	.316
Mar 12	at NC State	*of	3	0	0	0	0	0	0	0	0	0	0	0	0	0	0	0	0	1	.373
Mar 13	at NC State-1	*of	2	0	1	0	0	0	0	0	0	0	0	0	0	0	0	0	0	0	.292
Mar 13	at NC State-2	*of	3	1	2	2	0	0	0	2	0	0	0	0	0	0	0	3	1	0	.333
Mar 14	at NC State	*of	3	1	2	0	1	0	0	0	0	0	0	0	0	0	0	0	0	0	.367
Mar 17	RADFORD-1	*of	2	1	1	1	1	0	0	1	1	0	0	0	0	0	0	0	0	0	.375
Mar 17	RADFORD-2	*of	3	1	2	1	1	0	0	0	0	0	0	0	0	0	0	2	0	1	.400
Mar 19	PITT	*of	2	1	1	1	0	0	0	1	0	0	0	0	0	0	0	0	0	0	.405
Mar 20	PITT-1	*of	3	0	2	1	0	0	0	0	0	0	0	0	0	0	0	0	1	0	.425
Mar 20	PITT-2	*of	3	0	1	1	0	0	0	0	0	0	0	0	0	0	0	0	0	0	.419
Mar 21	PITT	*of	3	0	0	0	0	0	0	0	0	0	0	0	0	0	1	0	0	0	.391
Mar 24	VIRGINIA	*of	3	0	0	0	0	0	0	0	0	0	0	0	0	0	3	0	0	0	.367
Totals		18gs	49	8	18	9	4	0	0	4	3	0	0	0	0	0	2	14	3	2	.367

### AT THE PLATE


- Has not appeared this season.
- Four-year letterwinner at North Stafford High School.
- Played travel ball for Virginia Glory and was coached by Suzy Willemssen and Kevin Bednoski.
- Earned all-area and all-conference honors.
- Led her high school team in batting average and hits her junior year.
- Led Virginia Glory to a ninth-place finish at the 2019 TCS/USA Nationals.

### SEASON/CAREER HIGHS

Hits  
 Runs  
 RBIs  
 HRs  
 Walks  
 Stolen Bases  
 Hitting Streak

### GAME-BY-GAME STATS





**KEARA NAPOLI** (KEER-UH)

Junior | 5-6  
P | R/R

Cambridge HS / Georgia  
Alpharetta, Ga.

Masters: Marketing

7

**2018-19 ACC Academic Honor Roll**  
**2017-18 SEC Academic Honor Roll**

**IN THE CIRCLE**

- Has not appeared in 2021.
- Pitched in four games in 2019.
- Came in the final inning versus Binghamton (3/19), allowing two hits and earning her first strikeout of the season to preserve the shutout win.
- Pitched in one inning against UAB (3/2).
- Came in the final inning at Radford (2/27), getting three outs and allowing only one hit to preserve the shutout.
- Debut as a Hokie came in the seventh inning vs. Purdue (2/9).
- Pitched in 8.1 innings in Athens, fanning three batters and only allowing two earned runs.
- Led Cambridge High School to a 102-19 record with a career 1.04 ERA and 908 strikeouts.
- Guided the Bears to a GHSA state championship in 2016. Georgia's Gatorade Player of the Year.
- Won the Atlanta Journal Constitution (AJC) Player of the Year.
- Played on the 2016 USA Elite Select All-America Team.
- Played travel ball with the Ohana Tigers and Atlanta Vipers.
- Father, Joseph, was a body builder.
- Mother, Kerrie, competes in CrossFit Games and is currently ranked No. 43 in the world.

**SEASON HIGHS**

Innings (High)  
Strikeouts (High)  
Hits (Low) (Min. 1 IP)  
Runs (Low) (Min. 1 IP)  
Earned Runs (Low) (Min. 1 IP)  
Walks (Low) (Min. 1 IP)  
Number of Pitches (High):

**CAREER HIGHS**

Innings (High) 2.0 at Kentucky (4/21/18)  
Strikeouts (High) 2 vs. Alabama (4/29/18)  
Hits (Low) (Min. 1 IP) 0 at USC Upstate (4/18/18)  
Runs (Low) (Min. 1 IP) 0, 6x, last vs. Binghamton [1] (3/19/19)  
Earned Runs (Low) (Min. 1 IP) 0, 6x, last vs. BING [1] (3/19/19)  
Walks (Low) (Min. 1 IP) 0, 6x, last vs. Binghamton [1] (3/19/19)  
Number of Pitches (High): 27 at Northwestern (5/19/18)

**GAME-BY-GAME STATS**



**KELSEY BENNETT**

Sophomore | 5-5  
IF | R/R

Buford HS  
Jefferson, Ga.

Major: Public Relations

8

**2x Preseason All-ACC**  
**2021 Softball America Top 100 Players**  
**2019 VaSID Rookie of the Year**  
**2x VaSID First-Team All-State**  
**JWOS All-Freshman Team**  
**Schutt Sports/NFCA National Freshman of the Year Top 10**  
**ACC Freshman of the Year**  
**First-Team All-ACC**  
**ACC All-Freshman Team**  
**2x ACC Co-Player of the Week (3/5/19) & (4/2/19)**

**AT THE PLATE**

- Has started all 20 games, with 19 at third base and one at shortstop.
- Made her first start at shortstop this season, with doing so against Virginia (3/24) and hit a triple down the right-field line.
- Hit two home runs in the Radford doubleheader and tied her career-high with three hits in Game 2 (3/17).
- Set a school record with three home runs in Game 4 at NC State (3/14) and was just one RBI short (7) of tying the school record of eight RBIs.
- Contributed to the Hokies school record eight home runs in the NC State series finale (3/14).
- Hit a two-run homer in the Game 2 win vs. No. 13/14 Florida State (2/20/21).
- Started all 25 games in 2020.
- Had a career game at George Mason (3/11/20) with two home runs, three runs scored and a stolen base.
- Had a career game versus North Carolina A&T (2/22), knocking in five runs on a home run and triple and scored two runs.
- Started all 58 games at third base and was one of only three Power Five third basemen to start every game at third.
- Broke the school record for slugging percentage (.725) and was the second Hokie to be named ACC Freshman of the Year.
- Also set the freshman program record for home runs (14), slugging percentage (.725) and total bases (116).

**SEASON HIGHS**

Hits 3, 2x, last vs. Radford [2] (3/17/21)  
Runs 3 at NC State (3/14/21)  
RBIs 7 at NC State (3/14/21)  
HRs 3 at NC State (3/14/21)  
Walks 2 vs. No. 13/14 Florida State (2/21/21)  
Stolen Bases  
Hitting Streak 4 games (3/13/21 - 3/17/21)

**CAREER HIGHS**

Hits 3, 5x, last vs. Radford [2] (3/17/21)  
Runs 3, 4x, last at NC State (3/14/21)  
RBIs 7 at NC State (3/14/21)  
HRs 3 at NC State (3/14/21)  
Walks 3 at Pitt (3/23/19)  
Stolen Bases 1, 2x, last at George Mason (3/11/20)  
Hitting Streak 8 games (3/20/19 - 3/31/19)

**GAME-BY-GAME STATS**

Date	Opponent	Pos	AB	R	H	RBI	2B	3B	HR	BB	SB	CS	HBP	SAC	SF	GDP	K	PO	A	E	Avg	
Feb 13	at Kennesaw State-1	*3b	4	0	1	0	0	0	0	0	0	0	0	0	0	0	0	0	1	0	.250	
Feb 13	at Kennesaw State-2	*3b	4	0	0	0	0	0	0	2	0	0	0	0	0	0	0	3	0	0	.125	
Feb 14	at Kennesaw State	*3b	3	1	1	1	1	0	0	0	0	0	0	0	0	0	0	1	1	0	.182	
Feb 18	at Clemson	*3b	3	0	1	0	0	0	0	0	0	0	0	0	0	0	0	0	3	0	.214	
Feb 19	at Clemson-1	*3b	2	1	2	0	1	0	0	1	0	0	0	0	0	0	0	0	1	0	.312	
Feb 19	at Clemson	*3b	1	0	0	0	0	0	0	1	0	0	0	0	0	0	0	0	0	0	.294	
Feb 20	vs Florida State-1	*3b	2	0	0	0	0	0	0	1	0	0	0	0	0	0	0	1	0	0	.263	
Feb 20	vs Florida State-2	*3b	3	1	1	2	0	0	1	2	0	0	0	0	0	0	0	0	0	0	.273	
Feb 21	vs Florida State	*3b	1	0	0	0	0	0	0	2	0	0	0	0	0	0	0	0	3	0	.291	
Mar 12	at NC State	*3b	3	0	1	0	0	0	0	0	0	0	0	0	0	0	0	1	1	0	.269	
Mar 13	at NC State-1	*3b	1	0	0	0	0	0	0	1	0	0	0	0	0	0	0	0	1	2	.259	
Mar 13	at NC State-2	*3b	4	2	2	2	0	0	1	0	0	0	0	0	0	0	0	0	1	2	.290	
Mar 14	at NC State	*3b	3	3	3	7	0	0	3	0	0	0	1	0	0	0	0	0	1	0	.353	
Mar 17	RADFORD-1	*3b	2	1	1	2	0	0	1	1	0	0	0	0	0	0	0	0	1	2	.361	
Mar 17	RADFORD-2	*3b	3	1	3	3	1	0	1	0	0	0	0	0	0	0	0	0	2	1	.410	
Mar 19	PITT	*3b	1	1	0	0	0	0	1	0	0	1	0	0	0	0	0	0	0	1	.400	
Mar 20	PITT-1	*3b	3	0	1	0	0	0	0	0	0	0	0	0	0	0	0	2	2	3	.395	
Mar 20	PITT-2	*3b	3	0	0	0	0	0	0	0	0	0	0	0	0	0	0	1	0	0	.370	
Mar 21	PITT	*3b	3	0	0	0	0	0	0	0	0	0	0	0	0	0	0	1	1	0	.347	
Mar 24	VIRGINIA	*ss	3	0	1	0	0	0	0	0	0	0	0	0	0	0	0	1	0	0	.346	
Totals			20gs	52	11	18	17	3	1	7	8	0	3	0	0	0	0	7	15	25	1	.346





## MACKENZIE OSBORNE

Freshman | 5-9  
P | R/R

Richlands HS  
Richlands, Va.

Major: Biological Sciences

# 10

### IN THE CIRCLE

- Has appeared in six games, starting one in the circle.
- Appeared in relief in two games vs. Pitt, throwing 4.0 innings and allowing just one run off one hit.
- Started her first career game in Game 2 vs. Radford (3/17), throwing a complete game and allowing just one run.
- Threw four innings vs. No. 13/14 Florida State and allowed just one hit, one walk and no runs to the Seminoles (2/20)
- Made her first career appearance at Clemson (2/18), retiring all three batters faced.
- Four-year letterwinner .
- Coached by Ronnie Davis at Richlands High School.
- Played travel ball for Storm, Lady Hornets and was coached by Brandon Smith.
- Three-time first-team Region D Pitcher and Player of the year.
- Three-time first-team all-southwest district team.
- Three-time first-team all-state pitcher.
- Two-time Virginia player of the year.
- Three-time Bristol Herald Courier all-area team.
- Two-time Bristol Herald Courier player of the year.
- Led Richlands to two state title appearances and a 2019 state title.
- Threw a perfect game in six innings with 18 strikeouts.
- Has racked up over 750 strikeouts in her prep career

### SEASON HIGHS

Innings (High)	5.0 vs. Radford [2] (3/17/21)
Strikeouts (High)	4 vs. Radford [2] (3/17/21)
Hits (Low) (Min. 5 IP)	3 vs. Radford [2] (3/17/21)
Runs (Low) (Min. 5 IP)	1 vs. Radford [2] (3/17/21)
Earned Runs (Low) (Min. 5 IP)	1 vs. Radford [2] (3/17/21)
Walks (Low) (Min. 5 IP)	2 vs. Radford [2] (3/17/21)
Number of Pitches (High)	62 vs. Radford [2] (3/17/21)

### GAME-BY-GAME STATS

Date	Opponent	GS	IP	H	R	ER	BB	SO	2B	3B	HR	WP	BK	HBP	IBB	Score	W-L	Sv	ERA	NP
Feb 18	at Clemson	1.0	0.0	0	0	0	0	1	0	0	0	0	0	0	0	1-8	0-0	0	0.00	14
Feb 20	vs Florida State-1	4.0	1.0	0	0	1	1	0	0	0	0	0	0	0	0	1-7	0-0	0	0.00	55
Mar 13	at NC State-1	0.2	4.0	4	4	1	0	0	0	2	0	0	0	0	0	0-9	0-0	0	4.94	17
Mar 17	RADFORD-2	5.0	3.1	1	1	2	4	0	0	0	1	0	0	1	0	9-1	1-0	0	3.28	62
Mar 19	PITT	1.0	0.0	0	0	0	2	0	0	0	0	0	0	0	0	9-0	1-0	0	3.00	16
Mar 20	PITT-1	3.0	1.1	1	1	3	1	0	0	0	0	0	0	0	0	3-5	1-0	0	2.86	54
Totals		1	14.2	9	6	6	7	9	0	0	3	0	0	1	0	23-29	1-0	0	2.86	-



## CANA DAVIS

Junior | 5-9  
OF | R/R

Turner Ashby HS  
Harrisonburg, Va.

Major: Multimedia Journalism

# 11

### AT THE PLATE

- Has appeared in 14 games, starting seven, four in the outfield and three as the designated player.
- Came in as a pinch hitter and roped a single to left against Virginia (3/24).
- Knocked in two runs for the second time this season in Game 1 vs. Pitt (3/19).
- Crushed her second homer of the year in Game 1 vs. Radford (3/17).
- Hit her second career home run and contributed to the Hokies' school record eight home runs in Game 4 of the NC State series (3/14).
- Doubled down the left field line to drive in Tech's first run of the season in the first game of the Kennesaw State doubleheader (2/13).
- Missed 2020 due to injury.
- Played in 25 games in 2019, starting 13 of them with five in the outfield and eight as the designated player.
- Hit the first home run of her career at Boston College (4/28), a three-run shot to center, following her double to right center.
- Pinch hit and ripped a double versus Radford (3/27).
- Tallied one hit and scored one run at Pitt (3/23).
- Was hit by a pitch and scored a run versus Binghamton (3/19).
- Earned a walk in the second matchup with UAB (3/3).
- Recorded an RBI double at No. 8 Georgia (3/1).
- Owned one hit at USF (2/22) and vs. [RV] Texas State (2/23).
- Posted one run and one hit vs. [RV] Wichita State (2/8).
- Registered 25 starts in 34 games played in 2018.
- Ranked second on the team with a .250 batting average in ACC play.

### SEASON HIGHS

Hits	2 at NC State (3/14/21)
Runs	2 at NC State (3/14/21)
RBI's	2, 2x, last vs. Pitt (3/19/21)
HR's	1, 2x, last vs. Radford [1] (3/17/21)
Walks	1 at NC State [2] (3/13/21)
Stolen Bases	
Hitting Streak	4 games (3/13/21 - 3/19/21)

### CAREER HIGHS

Hits	2, 7x, last at NC State (3/14/21)
Runs	2 at NC State (3/14/21)
RBI's	3 at Boston College (4/28/19)
HR's	1, 3x, last vs. Radford [1] (3/17/21)
Walks	2 vs. Florida A&M (2/9/18)
Stolen Bases	
Hitting Streak	4 games, 3x, last (3/13/21 - 3/19/21)

### GAME-BY-GAME STATS

Date	Opponent	P	AB	R	H	RBI	2B	3B	HR	BB	SB	CS	HBP	SAC	SF	GDP	K	PO	A	E	Avg	
Feb 13	at Kennesaw State-1	*dh	4	0	1	1	1	0	0	0	0	0	0	0	0	0	0	0	0	0	0	.250
Feb 13	at Kennesaw State-2	ph	1	0	0	0	0	0	0	0	0	0	0	0	0	0	0	0	0	0	0	.200
Feb 14	at Kennesaw State	*dh	4	0	1	0	0	0	0	0	0	0	0	0	0	0	1	0	0	0	0	.222
Feb 18	at Clemson	ph	1	0	0	0	0	0	0	0	0	0	0	0	0	0	0	0	0	0	0	.200
Feb 19	at Clemson-1	ph	1	0	0	0	0	0	0	0	0	0	0	0	0	0	0	0	0	0	0	.182
Feb 20	vs Florida State-2	ph	1	0	1	0	0	0	0	0	0	0	0	0	0	0	0	0	0	0	0	.250
Feb 21	vs Florida State	*of	1	0	0	0	0	0	0	0	0	0	0	0	0	0	1	0	0	0	0	.231
Mar 13	at NC State-2	*of/dh	3	1	1	0	0	0	0	1	0	0	0	0	0	0	0	0	0	0	0	.250
Mar 14	at NC State	*of/dh	4	2	2	2	0	1	0	0	0	0	0	0	0	0	0	0	0	0	0	.300
Mar 17	RADFORD-1	*of	3	1	1	1	0	0	1	0	0	0	0	0	0	0	0	1	1	0	0	.304
Mar 19	PITT	*of	1	0	1	2	0	0	0	0	0	0	0	0	0	0	0	0	0	0	0	.333
Mar 20	PITT-1	*of	3	0	0	0	0	0	0	0	0	0	0	0	0	0	1	2	0	0	0	.286
Mar 24	VIRGINIA	ph	1	0	1	0	0	0	0	0	0	0	0	0	0	0	0	0	0	0	0	.321
Totals			7gs	28	4	9	6	1	0	2	1	0	0	0	0	0	1	6	1	0	0	.321





## ALEXA MILIUS

Sophomore  
U | R/R

Thomaston HS / Central Connecticut St.  
Thomaston, Conn.

Major: Criminology

# 12

### AT THE PLATE

- Has appeared in 14 games this season, starting eight with seven at catcher, one at third and one as the designated player.
- In her first-ever start at third base as a Hokie, put together three assists, one putout and no errors against Virginia (3/24).
- Hit a two-run double in Game 1 vs. Pitt (3/19).
- Had a hit in both games of the Radford doubleheader, including her second homer of the year, and scored a season-high two runs in Game 1 (3/17).
- Hit the first Hokie grand slam since March 23, 2019 for her second career home run and contributed to the Hokies' school record eight home runs (3/14).
- Scored a run as a pinch runner in her first appearance as a Hokie in the second game vs. Kennesaw State (2/13).
- Did not appear for the Blue Devils in their four games of 2020 prior to the season being cancelled due to COVID-19.
- Appeared in 34 games as a freshman.
- Had a .374 batting average with 18 runs batted in.
- Selected to the All-NEC Rookie Team.
- Four-year letterwinner.
- Four-time All-Berkshire League first team selection at Thomaston High School.
- Two-time All-State first team selection.
- All-time hits leader at Thomaston.

### SEASON HIGHS

Hits 2 at NC State (3/14/21)  
 Runs 2 vs. Radford [1] (3/17/21)  
 RBIs 4 at NC State (3/14/21)  
 HRs 1, 2x, last vs. Radford [1] (3/17/21)  
 Walks 2 at NC State [2] (3/13/21)  
 Stolen Bases  
 Hitting Streak 4 games (3/14/21 - 3/19/21)

### CAREER HIGHS

Hits 3, 3x, last at Wagner [1] (4/28/19)  
 Runs 3 vs. Rider [2] (3/24/19)  
 RBIs 4 at NC State (3/14/21)  
 HRs 1, 3x, last vs. Radford [1] (3/17/21)  
 Walks 2, 2x, last at NC State [2] (3/13/21)  
 Stolen Bases 1, 2x, last vs. Rider [2] (3/24/19)  
 Hitting Streak 14 games (3/14/19 - 4/4/19)

### GAME-BY-GAME STATS

Date	Opponent	Pos	AB	R	H	RBI	2B	3B	HR	BB	SB	CS	HBP	SAC	SF	GDP	K	PO	A	E	Avg	
Feb 13	at Kennesaw State-2	pr	0	1	0	0	0	0	0	0	0	0	0	0	0	0	0	0	0	0	0	.000
Feb 14	at Kennesaw State	ph	1	0	0	0	0	0	0	0	0	0	0	0	0	0	0	0	0	0	0	.000
Feb 18	at Clemson	ph	0	0	0	0	0	0	0	1	0	0	0	0	0	0	0	0	0	0	0	.000
Feb 20	vs Florida State-1	c	1	0	0	0	0	0	0	0	0	0	0	0	0	0	0	0	2	0	0	.000
Feb 20	vs Florida State-2	dh	1	0	0	0	0	0	0	0	0	0	0	0	0	0	0	0	1	0	0	.000
Mar 13	at NC State-2	*dh/c	2	0	0	0	0	0	0	2	0	0	0	0	0	0	0	0	3	0	0	.000
Mar 14	at NC State	*c	3	1	2	4	0	0	1	0	0	0	0	0	0	0	0	6	0	0	.250	
Mar 17	RADFORD-1	*c	1	2	1	1	0	0	1	0	0	0	0	0	0	0	0	4	0	0	.333	
Mar 17	RADFORD-2	*c	3	1	1	0	0	0	0	0	0	0	0	0	0	0	0	4	0	0	.333	
Mar 19	PITT	*c	2	0	1	2	1	0	0	1	0	0	0	0	0	0	0	8	0	0	.357	
Mar 20	PITT-1	*c	3	0	0	0	0	0	0	0	0	0	0	0	0	0	0	5	0	0	.294	
Mar 20	PITT-2	*c	3	1	1	0	0	0	0	0	0	0	0	0	0	0	1	18	0	0	.300	
Mar 21	PITT	*c	2	0	0	0	0	0	0	1	0	0	0	0	0	0	1	19	0	1	.273	
Mar 24	VIRGINIA	*3b	3	0	0	0	0	0	0	0	0	0	0	0	0	0	0	1	3	0	.240	
Totals		sgs	25	6	6	7	1	0	2	6	0	0	0	0	0	0	3	70	3	1	.240	



## EMMA YATES

Freshman | 5-6  
C | R/R

South County HS  
Fairfax Station, Va.

Major: Criminology

# 15

### AT THE PLATE

- Made her collegiate debut as a pinch runner in Game 2 vs. Radford (3/17).
- Missed 2020 due to injury.
- Three-year letterwinner.
- Coached by Gary Dillow at South County HS.
- Played travel ball for Williamsburg Starz.
- Two-time all-conference.
- Two-time all-state.
- Second-team All-Met.
- Led the Stallions to two conference championships.
- Chose the Hokies over George Mason and Christopher Newport.
- Hopes to be a technical analyst for the FBI.

### SEASON/CAREER HIGHS

Hits  
 Runs  
 RBIs  
 HRs  
 Walks  
 Stolen Bases  
 Hitting Streak

### GAME-BY-GAME STATS

Date	Opponent	Pos	AB	R	H	RBI	2B	3B	HR	BB	SB	CS	HBP	SAC	SF	GDP	K	PO	A	E	Avg	
Mar 17	RADFORD-2	pr	0	0	0	0	0	0	0	0	0	0	0	0	0	0	0	0	0	0	0	.000
Totals		sgs	0	0	0	0	0	0	0	0	0	0	0	0	0	0	0	0	0	0	0	.000





### MEREDITH SLAW

Sophomore | 5-11  
IF | L/R

Rappahannock HS  
Warsaw, Va.

Major: Accounting

# 16

#### AT THE PLATE

- Has appeared in 11 games, starting seven at first base.
- Had a pinch-hit two-run single in Game 2 vs. No. 13/14 Florida State (2/20).
- Knocked in four runs for the third time in her career in Game 2 at Clemson, three of which coming on her first home run of the season (2/19).
- Drew a career-high three walks in the first game of the season at Kennesaw State (2/13) and also had an RBI single in the game.
- Drove in four runs in the 7-0 win over Virginia (3/8/20).
- Hit .636 in four games at the Spring Break Challenge.
- Had back-to-back three-hit games at Jacksonville (2/29) and against Stony Brook (3/1).
- Had eight RBIs in seven at-bats at the Charleston Invitational.
- Went 2 for 3 with two doubles, four RBIs and two runs scored versus North Carolina A&T (2/22).
- Had her first career steal against Dartmouth (2/21).
- Had a hit against No. 16/16 Oklahoma State (2/13).
- Smacked a double at Coastal Carolina (2/7).
- Played in 37 games 2019, drawing 13 starts as the designated player and three at first base.
- Hit her first home run at the college level at Charleston Southern (2/17), a three-run shot to right center.
- Three-sport athlete in high school, playing softball, basketball and volleyball.
- Four-year letterwinner in softball and basketball.
- Two-time all-state selection.
- Three-time conference Player of the Year.
- VHSL Player of the Year.
- Comes from an athletic family - uncle played for the Los Angeles Dodgers' AAA team.
- Has a cousin currently playing catcher for Wake Forest.

#### SEASON HIGHS

Hits 1, 4x, last at NC State [2] (3/13/21)  
Runs 1, 2x, last at Clemson [1] (2/19/21)  
RBIs 4 at Clemson [1] (2/19/21)  
HRs 1 at Clemson [1] (2/19/21)  
Walks 3 at Kennesaw State [1] (2/13/21)

Stolen Bases  
Hitting Streak

#### CAREER HIGHS

Hits 3, 2x, last vs. Stony Brook (3/1/20)  
Runs 2 vs. North Carolina A&T (2/22/20)  
RBIs 4, 3x, last at Clemson [1] (2/19/21)  
HRs 1, 7x, last at Clemson [1] (2/19/21)  
Walks 3 at Kennesaw State [1] (2/13/21)  
Stolen Bases 1 vs. Dartmouth (2/21/20)  
Hitting Streak 5 games (2/9/19 - 2/17/19)

#### GAME-BY-GAME STATS

Date	Opponent	Pos	AB	R	H	RBI	2B	3B	HR	BB	SB	CS	HBP	SAC	SF	GDP	K	PO	A	E	Avg	
Feb 13	at Kennesaw State-1	*1b	1	1	1	1	0	0	0	0	0	0	0	0	0	0	0	0	0	0	0	1.000
Feb 13	at Kennesaw State-2	*1b	3	0	0	0	0	0	0	1	0	0	0	0	0	0	0	16	0	0	0	.250
Feb 14	at Kennesaw State	*1b	4	0	0	0	0	0	0	0	0	0	0	0	0	0	0	3	0	0	0	.125
Feb 18	at Clemson	*1b	3	0	0	0	0	0	0	0	0	0	0	0	0	0	0	0	4	0	0	.091
Feb 19	at Clemson-1	*1b	3	1	1	4	0	0	1	0	0	0	0	0	0	0	1	10	0	0	0	.143
Feb 19	at Clemson	*1b	3	0	0	0	0	0	0	0	0	0	0	0	0	0	0	6	1	0	0	.118
Feb 20	vs Florida State-1	*1b	0	0	0	0	0	0	0	0	0	0	0	0	0	0	0	0	0	0	0	.118
Feb 20	vs Florida State-2	ph	1	0	1	2	0	0	0	0	0	0	0	0	0	0	0	0	0	0	0	.167
Feb 21	vs Florida State	ph	1	0	0	0	0	0	0	0	0	0	0	0	0	0	1	0	0	0	0	.158
Mar 13	at NC State-1	ph	1	0	0	0	0	0	0	0	0	0	0	0	0	0	0	0	0	0	0	.150
Mar 13	at NC State-2	ph	1	0	1	2	1	0	0	0	0	0	0	0	0	0	0	0	0	0	0	.190
Totals			7gs	21	2	4	9	1	0	1	4	0	0	1	0	0	0	2	47	1	0	.190



### MOLLY JACOBSON

Freshman | 6-0  
P | R/R

Waukee HS  
Waukee, Iowa

Major: Criminology

# 17

#### AT THE PLATE

- Appeared for one inning at George Mason (3/11/20) allowing only one hit.
- Made her first career appearance against Dartmouth (2/21), pitching two scoreless innings and allowing just one hit.
- Five-year letterwinner.
- Coached by Carrie Eby at Waukee High School.
- Earned first-team all-conference.
- Selected as a first-team all-district pick.
- Named to the first-team IHSAA all-state team.
- Her father played basketball at Omaha and her siblings play basketball at the Division I level too, with Michael at Iowa State and Reilly at Western Michigan.

#### SEASON HIGHS

Innings (High)  
Strikeouts (High)  
Hits (Low)  
Runs (Low)  
Earned Runs (Low)  
Walks (Low)

#### CAREER HIGHS

Innings (High) 2.0 vs. Dartmouth (2/21/20)  
Strikeouts (High) 1, 2x, last at George Mason (3/11/20)  
Hits (Low) 1, 2x, last at George Mason (3/11/20)  
Runs (Low) 0, 2x, last at George Mason (3/11/20)  
Earned Runs (Low) 0, 2x, last at George Mason (3/11/20)  
Walks (Low) 0, 2x, last at George Mason (3/11/20)

#### GAME-BY-GAME STATS







## MACKENZIE LAWTER

Junior | 5-5  
C | R/R

Halifax County HS  
South Boston, Va.

Major: Multimedia Journalism &  
Political Science

# 18

### 2020 VaSID First-Team All-State

#### AT THE PLATE

- Has started 13 games at catcher.
- Ripped an RBI double to left center, scored a run and earned a walk against Virginia (3/24).
- Ripped an RBI double in Game 2 vs. No. 13/14 Florida State and scored a run (2/20).
- Scored a run in every game at Kennesaw State (2/13 - 2/14) and also drew a career-high three walks in the second game of the doubleheader (2/13).
- Had a home run and a double versus Stony Brook (3/1) for two RBIs and a run scored.
- Went 2 for 3 with a home run and three RBIs against No. 16/16 Oklahoma State
- Opened the season with two hits versus Iowa (2/7).
- Played in 46 games 2019, drawing 45 starts at catcher.
- Had a hit in both games against Illinois (5/18-19) at the Lexington Regional.
- Lifted a homer to dead center versus NC State (5/9) at ACCs.
- Hit a grand slam and had a career-high five RBIs at Pitt (3/23).
- Father played baseball at Longwood University and was recognized as Virginia Player of the Year in 1985.

#### SEASON HIGHS

Hits 1, 4x, last vs. Virginia (3/24/21)  
Runs 1, 6x, last vs. Virginia (3/24/21)  
RBIs 1, 3x, last vs. Virginia (3/24/21)  
HRs  
Walks 3 at Kennesaw State [2] (2/13/21)  
Stolen Bases  
Hitting Streak 2 games (3/12/21 - 3/13/21)

#### CAREER HIGHS

Hits 3, 2x, last vs. Binghamton [1] (3/19/19)  
Runs 3 vs. ETSU (2/17/19)  
RBIs 5 at Pitt (3/23/19)  
HRs 2 vs. Binghamton [1] (3/19/19)  
Walks 3 at Kennesaw State [2] (2/13/21)  
Stolen Bases 1, 4x, last vs. Bradley (2/22/20)  
Hitting Streak 6 games (2/13/20 - 2/22/20)

#### GAME-BY-GAME STATS

Date	Opponent	Pos	AB	R	H	RBI	2B	3B	HR	BB	SB	CS	HBP	SAC	SF	GDP	K	PO	A	E	Avg
Feb 13	at Kennesaw State-1	*c	2	1	0	0	0	0	0	0	0	0	0	0	0	0	0	12	0	0	.000
Feb 13	at Kennesaw State-2	*c	1	1	0	0	0	0	0	0	0	0	0	0	0	0	0	3	0	0	.000
Feb 14	at Kennesaw State	*c/pr	1	1	0	0	0	0	0	0	0	0	0	0	0	0	0	7	0	0	.000
Feb 18	at Clemson	*c	1	0	0	0	0	0	0	0	0	0	0	0	0	0	0	7	0	0	.000
Feb 19	at Clemson-1	*c	0	0	0	0	0	0	0	0	0	0	0	0	0	0	0	2	0	0	.000
Feb 19	at Clemson	*c	3	0	0	0	0	0	0	0	0	0	0	0	0	0	1	4	0	0	.000
Feb 20	vs Florida State-1	*c	1	0	0	0	0	0	0	0	0	0	0	0	0	0	1	3	0	0	.000
Feb 20	vs Florida State-2	*c	2	1	1	1	1	0	0	1	0	0	0	0	0	0	1	7	1	0	.091
Feb 21	vs Florida State	*c	2	0	0	0	0	0	0	1	0	0	0	0	0	0	0	9	0	0	.077
Mar 12	at NC State	*c	2	1	1	0	0	0	0	0	0	0	0	0	0	0	13	1	0	0	.133
Mar 13	at NC State-1	*c	2	0	1	0	0	0	0	0	0	0	0	0	0	0	0	3	1	0	.176
Mar 13	at NC State-2	*c	1	0	0	0	0	0	0	0	0	0	0	0	0	0	2	0	1	0	.167
Mar 24	VIRGINIA	*c	2	1	1	1	0	0	0	0	0	0	0	0	0	0	0	9	0	0	.200
Totals	13gs		20	6	4	3	2	0	0	10	0	0	0	0	0	0	3	81	3	1	.200



## MADDIE ROUNTREE

Freshman | 5-11  
IF | R/R

Isle of Wight Academy  
Smithfield, Va.

Major: Sports Media & Analytics

# 19

#### AT THE PLATE

- Has appeared in eight games, starting one as the designated player.
- Had a pinch-hit single in Game 1 at Clemson (2/18).
- Drew a walk as a pinch-hitter in her only at-bat at Kennesaw State (2/14).
- Had a pinch-hit RBI double against Stony Brook (3/1/20) for her first career extra-base hit.
- Began her career with two hits and two RBIs versus Iowa (2/7/20) in the season opener.
- Four-year letterwinner.
- Coached by Jill Owens Edwards at Isle of Wight Academy.
- Played travel ball for Williamsburg Starz Gold-Bunn.
- Four-time all-state.
- Four-time all-conference.
- Five-time Offensive Player of the Year.
- Led the Chargers to the 2018 VISAA DII State Championship, owning a home run in the title game.
- Had eight home runs, 29 hits and 35 RBIs her junior year.
- Chose the Hokies over Clemson and North Carolina.
- Her father played football at Clemson and was the first player in school history to play more than 3,000 snaps in a season, while he was also All-ACC first-team in 1997.
- Hopes to work for the NFL office in New York City.

#### SEASON HIGHS

Hits 1 at Clemson (2/18/21)  
Runs  
RBIs  
HRs  
Walks 1 at Kennesaw State (2/14/21)  
Stolen Bases  
Hitting Streak

#### CAREER HIGHS

Hits 2 vs. Iowa (2/7/20)  
Runs 1 vs. North Carolina A&T (2/22/20)  
RBIs 2 vs. Iowa (2/7/20)  
HRs  
Walks 1, 3x, last at Kennesaw State (2/14/21)  
Stolen Bases  
Hitting Streak 2 games (2/7/20 - 2/8/20)

#### GAME-BY-GAME STATS

Date	Opponent	Pos	AB	R	H	RBI	2B	3B	HR	BB	SB	CS	HBP	SAC	SF	GDP	K	PO	A	E	Avg
Feb 14	at Kennesaw State	ph	0	0	0	0	0	0	0	0	0	0	0	0	0	0	0	0	0	0	0.000
Feb 18	at Clemson	ph	1	0	1	0	0	0	0	0	0	0	0	0	0	0	0	0	0	0	1.000
Feb 19	at Clemson-1	ph	1	0	0	0	0	0	0	0	0	0	0	0	0	0	0	0	0	0	.500
Feb 20	vs Florida State-1	ph	1	0	0	0	0	0	0	0	0	0	0	0	0	0	0	0	1	0	.333
Mar 14	at NC State	ph	1	0	0	0	0	0	0	0	0	0	0	0	0	0	0	0	0	0	.250
Mar 17	RADFORD-1	ph	1	0	0	0	0	0	0	0	0	0	0	0	0	0	0	0	0	0	.200
Mar 17	RADFORD-2	ph	2	0	0	0	0	0	0	0	0	0	0	0	0	0	0	1	0	0	.143
Mar 21	PITT	ph	1	0	0	0	0	0	0	0	0	0	0	0	0	0	0	0	1	0	.125
Totals	13gs		8	0	1	0	0	0	0	0	0	0	0	0	0	0	2	0	0	0	.125







### MAIJA LOUKO

Freshman | 5-7  
IF | R/R

South Lakes HS  
Reston, Va.

Major: Business

# 22

#### AT THE PLATE

- Has appeared in 10 games, nine as a pinch runner and one as a pinch hitter.
- Came in as a pinch runner and scored a run against Virginia (3/24).
- Stole a base and scored a run as a pinch runner vs. Pitt (3/19).
- Scored her first two runs and had her first stolen base in the NC State series.
- Four-year letterwinner.
- Coached by Carlos Soto at South Lakes High School.
- Played travel ball for Lady Lightning Gold, coached by Ryan Buchanan.
- 2019 All-District Player of the Year.
- Two-time first team all-district and region.
- 2019 Washington Post All-Met first team.
- Played four years at the USA Softball Gold Nationals.
- Led travel team in home runs in 2018 and 2019.

#### SEASON/CAREER HIGHS

Hits  
Runs 1, 4x, last vs. Virginia (3/24/21)  
RBIs  
HRs  
Walks  
Stolen Bases 1, 2x, last vs. Pitt (3/19/21)  
Hitting Streak

#### GAME-BY-GAME STATS

Date	Opponent	Pos	AB	R	H	RBI	2B	3B	HR	BB	SB	CS	HBP	SAC	SF	GDP	K	PO	A	E	Avg	
Feb 18	at Clemson	pr	0	0	0	0	0	0	0	0	0	0	0	0	0	0	0	0	0	0	0	.000
Feb 20	vs Florida State-1	pr	0	0	0	0	0	0	0	0	0	0	0	0	0	0	0	0	0	0	0	.000
Feb 21	vs Florida State	pr	0	0	0	0	0	0	0	0	0	0	0	0	0	0	0	0	0	0	0	.000
Mar 12	at NC State	pr	0	0	0	0	0	0	0	0	0	0	0	0	0	0	0	0	0	0	0	.000
Mar 13	at NC State-2	pr	0	1	0	0	0	0	0	0	1	0	0	0	0	0	0	0	0	0	0	.000
Mar 14	at NC State	pr	0	1	0	0	0	0	0	0	0	0	0	0	0	0	0	0	0	0	0	.000
Mar 17	RADFORD-1	ph	1	0	0	0	0	0	0	0	0	0	0	0	0	0	0	0	0	0	0	.000
Mar 19	PITT	pr	0	1	0	0	0	0	0	0	1	0	0	0	0	0	0	0	0	0	0	.000
Mar 21	PITT	pr	0	0	0	0	0	0	0	0	0	0	0	0	0	0	0	0	0	0	0	.000
Mar 24	VIRGINIA	pr	0	1	0	0	0	0	0	0	0	0	0	0	0	0	0	0	0	0	0	.000
Totals		0gs	1	4	0	0	0	0	0	0	2	0	0	0	0	0	0	0	0	0	0	.000



### MORGAN OVERAITIS

Sophomore | 5-4  
IF | L/R

Salem HS / Michigan  
Canton, Mich.

Major: Public Health

# 24

#### AT THE PLATE

- Has appeared in 14 games, starting eight at second base, one as the designated player and one in the outfield.
- Sent a solo bomb to right center and had a sac fly for a total of two RBIs against Virginia (3/24).
- Went 2 for 3 with two doubles in Game 3 vs. Pitt (3/20).
- Had a hit and scored a run in each game of the Radford doubleheader, including her second homer of the year in Game 2 (3/17).
- Hit her first home run as a Hokie and contributed to Tech's school record eight home runs in Game 4 of the NC State series (3/14).
- Started and had an RBI single and scored a run in Game 2 at Clemson (2/19/21).
- Scored a run as a pinch runner in the opening game of the season at Kennesaw State (2/13).
- Had a career-best .277 batting average in 2020 as a sophomore.
- Appeared in 32 games for the Wolverines as a freshman, starting nine as the designated player.
- Four-year letterwinner.
- Four-time All-State first team at Salem High School.
- Named the 2018 Detroit Free Press Softball Player of the Year.
- 2017-18 Salem High School Athlete of the Year.
- Set a Salem school record with 38 career home runs.
- Ended high school career with a .586 batting average and 223 runs batted in.
- Named the No. 18 prospect in FloSoftball's 2018 Hot 100 Rankings.
- Played travel ball for the Beverly Bandits.
- Helped the team to a 2017 PGF national championship and hit .415 at the tournament.
- 2018 PGF Central Region All-American.

#### SEASON HIGHS

Hits 2, 2x, last vs. Pitt [2] (3/20/21)  
Runs 2 at NC State (3/14/21)  
RBIs 2 vs. Virginia (3/24/21)  
HRs 1, 3x, last vs. Virginia (3/24/21)  
Walks 1, 2x, last vs. Pitt (3/19/21)  
Stolen Bases  
Hitting Streak 4 games (3/14/21 - 3/19/21)

#### CAREER HIGHS

Hits 3 vs. Florida (2/8/20)  
Runs 2, 4x, last at NC State (3/14/21)  
RBIs 2, 3x, last vs. Virginia (3/24/21)  
HRs 1, 4x, last vs. Virginia (3/24/21)  
Walks 1, 12x, last vs. Pitt (3/19/21)  
Stolen Bases 1, 5x, last at South Florida (2/8/20)  
Hitting Streak 6 games (2/7/20 - 2/14/20)

#### GAME-BY-GAME STATS

Date	Opponent	Pos	AB	R	H	RBI	2B	3B	HR	BB	SB	CS	HBP	SAC	SF	GDP	K	PO	A	E	Avg	
Feb 13	at Kennesaw State-1	pr	0	1	0	0	0	0	0	0	0	0	0	0	0	0	0	0	0	0	0	.000
Feb 14	at Kennesaw State	ph/2b	1	0	0	0	0	0	0	0	0	0	0	0	0	0	0	0	0	0	0	.000
Feb 18	at Clemson	ph	1	0	1	0	0	0	0	0	0	0	0	0	0	0	0	0	0	0	0	.500
Feb 19	at Clemson-1	*dh	3	1	1	1	0	0	0	0	0	0	0	0	0	0	0	0	0	0	0	.400
Feb 20	vs Florida State-1	*2b	2	0	0	0	0	0	0	0	0	0	0	0	0	0	0	0	0	0	0	.286
Mar 13	at NC State-2	*2b	3	0	0	1	0	0	0	0	0	0	0	0	0	0	0	0	0	0	1	.200
Mar 14	at NC State	*2b	4	2	2	1	0	0	1	0	0	0	0	0	0	0	0	1	0	0	2	.286
Mar 17	RADFORD-1	*2b	3	1	1	0	0	0	0	0	0	0	0	0	0	0	0	0	0	0	2	.294
Mar 17	RADFORD-2	*2b	2	1	1	1	0	0	1	1	0	0	0	0	0	0	0	0	0	0	5	.316
Mar 19	PITT	*2b	2	1	1	0	1	0	0	1	0	0	0	0	0	0	0	0	0	0	0	.333
Mar 20	PITT-1	*2b	3	0	0	0	0	0	0	0	0	0	0	0	0	0	0	0	0	0	1	.292
Mar 20	PITT-2	*2b	3	1	2	0	0	0	0	0	0	0	0	0	0	0	0	0	0	0	0	.333
Mar 21	PITT	*2b	3	0	1	0	0	0	0	0	0	0	0	0	0	0	0	0	0	0	0	.333
Mar 24	VIRGINIA	*2b	2	1	2	0	0	1	0	0	0	0	0	0	0	0	0	0	0	0	0	.344
Totals		10gs	32	9	11	6	3	0	3	2	0	0	0	0	1	0	3	10	5	1	344	



### ADDY GREENE

Freshman | 5-9  
IF | L/R

Nansemond-Suffolk Academy  
Suffolk, Va.

Major: Human Nutrition, Foods and  
Exercise

# 26

#### AT THE PLATE

- Has appeared in 16 games, starting 12 at second base and two at shortstop.
- Had a double and scored a run in Game 1 vs. Radford (3/17).
- Hit an RBI double in the second half of the NC State double-header (3/13).
- Had an RBI single in Game 2 vs. No. 13/14 Florida State (2/20).
- Ripped an RBI double in Game 2 at Clemson (2/19).
- Started all three games at Kennesaw State at second base (2/13 - 2/14) recording two hits, including a two-run home run in the first game of the season (2/13).
- Five-year letterwinner.
- Coached by Brittany Thornburg at Nansemond-Suffolk Academy.
- Played travel ball for Orion Hunter Elite and was coached by Larry Murphy.
- Four-time TCIS all-conference pick.
- Two-time first-team VISAA selection.
- Second-team all-Tidewater.
- Suffolk News-Herald Player of the Week.
- Led the Lady Saints a conference title in 2018 and a state title in 2019.
- Has led her travel ball team to over 80 tournament championships, including a national title.
- Top 250 player according to Extra Innings.

#### SEASON/CAREER HIGHS

Hits 1, 7x, last vs. Radford [1] (3/17/21)  
 Runs 1, 4x, last vs. Radford [1] (3/17/21)  
 RBIs 2, 2x, last at NC State [2] (3/13/21)  
 HRs 1 at Kennesaw State [1] (2/13/21)  
 Walks 1, 2x, last vs. Radford [2] (3/17/21)  
 Stolen Bases 1, 2x, last vs. Pitt (3/21/21)  
 Hitting Streak 2 games, 2x, last (3/13/21 - 3/17/21)

#### GAME-BY-GAME STATS

Date	Opponent	Pos	AB	R	H	RBI	2B	3B	HR	BB	SB	CS	HBP	SAC	SF	GDP	K	PO	A	E	Avg	
Feb 13	at Kennesaw State-1	*2b	3	1	1	2	0	0	1	0	0	0	0	0	0	0	0	0	3	0	0	.333
Feb 13	at Kennesaw State-2	*2b	3	0	1	0	0	0	0	0	0	0	0	0	0	0	2	1	2	1	.333	
Feb 14	at Kennesaw State	*2b	2	0	0	0	0	0	0	0	0	0	0	0	0	0	1	2	1	0	.250	
Feb 18	at Clemson	*2b	2	0	0	0	0	0	0	0	0	0	0	0	0	0	0	1	2	6	.200	
Feb 19	at Clemson-1	*2b	2	0	1	1	0	0	0	0	0	0	0	0	0	0	1	2	6	0	.250	
Feb 19	at Clemson	*2b	3	0	0	0	0	0	0	0	0	0	0	0	0	0	0	2	5	1	.200	
Feb 20	vs Florida State-1	*2b	1	0	0	0	0	0	0	0	0	0	0	0	0	0	1	1	0	0	.188	
Feb 20	vs Florida State-2	*2b/pr	2	1	1	0	0	0	0	0	0	0	0	0	0	0	0	1	0	1	.222	
Feb 21	vs Florida State	*2b	2	0	0	0	0	0	0	0	0	0	0	0	0	0	1	0	1	0	.200	
Mar 12	at NC State	*2b	3	0	1	1	0	0	0	0	0	0	0	0	0	0	0	0	2	0	.217	
Mar 13	at NC State-1	*2b	2	0	0	0	0	0	0	0	0	0	0	0	0	0	1	0	0	0	.200	
Mar 13	at NC State-2	*2b	1	1	1	2	1	0	0	0	0	0	0	0	0	0	0	0	0	2	.231	
Mar 17	RADFORD-1	*ss	1	1	1	0	1	0	0	1	0	0	0	0	0	0	0	0	1	1	.259	
Mar 17	RADFORD-2	*ss	2	0	0	0	0	0	0	1	0	0	0	0	0	0	0	0	1	0	.241	
Mar 20	PITT-1	*2b	2	0	0	0	0	0	0	0	0	0	0	0	0	0	0	1	3	0	.226	
Mar 21	PITT	pr/2b	0	0	0	0	0	0	0	0	1	0	0	0	0	0	0	0	0	0	.226	
Totals			14gs	31	4	7	7	4	0	1	2	2	0	0	0	0	0	7	13	26	3	.226



### REBECCA LUDOWIG (LUD-wig)

Freshman | 5-10  
IF | R/R

Rock Ridge HS  
Ashburn, Va.

Major: University Studies

# 27

#### AT THE PLATE

- Has appeared in four games as a pinch runner, scoring a run each time.
- Stole her first base of the year in Game 2 vs. Radford (3/17).
- Had a stolen base and two runs at the Spring Break Classic.
- Stole her first career base and scored a run against North Carolina A&T (2/22/20).
- Scored a run in an extra-inning win over No. 21/23 Northwestern
- Scored a run versus in both Campbell (2/8) and East Carolina (2/8/20) games.
- Four-year letterwinner.
- Coached by Christine Keyser at Rock Ridge High School.
- Played travel ball for the Loudoun Storm 18U.
- Three-time all-conference.
- Two-time all-region.
- Also played basketball at Rock Ridge.
- RISE award winner for character.
- Four-time honor roll.
- Chose the Hokies over Lafayette College (Pa.).

#### SEASON HIGHS

Hits  
 Runs 1, 4x, last vs. Pitt [1] (3/20/21)  
 RBIs  
 HRs  
 Walks  
 Stolen Bases 1 vs. Radford [2] (3/17/21)  
 Hitting Streak

#### CAREER HIGHS

Hits  
 Runs 1, 14x, last vs. Pitt [1] (3/20/21)  
 RBIs  
 HRs  
 Walks  
 Stolen Bases 1, 3x, last vs. Radford [2] (3/17/21)  
 Hitting Streak

#### GAME-BY-GAME STATS

Date	Opponent	Pos	AB	R	H	RBI	2B	3B	HR	BB	SB	CS	HBP	SAC	SF	GDP	K	PO	A	E	Avg	
Feb 18	at Clemson	pr	0	1	0	0	0	0	0	0	0	0	0	0	0	0	0	0	0	0	.000	
Feb 19	at Clemson-1	pr	0	1	0	0	0	0	0	0	0	0	0	0	0	0	0	0	0	0	.000	
Mar 17	RADFORD-2	pr	0	1	0	0	0	0	0	0	1	0	0	0	0	0	0	0	0	0	.000	
Mar 20	PITT-1	pr	0	1	0	0	0	0	0	0	0	0	0	0	0	0	0	0	0	0	.000	
Totals		Ogs	0	4	0	0	0	0	0	0	1	0	0	0	0	0	0	0	0	0	0	.000





**GRACE CHAVEZ** (SHAW-vez)

Sophomore | 5-9  
C | R/R

West Career & Technical Academy  
Las Vegas, Nev.

Major: Multimedia Journalism

28

**AT THE PLATE**

- Has appeared in 16 games, starting 14 as the designated player.
- Hit a solo shot to straightaway center and tallied sac fly for a total of two RBIs versus Virginia (2/24).
- Hit a walkoff bomb in Game 2 vs. Radford to end the game after five innings (3/17).
- Smashed a homer in every game of the series vs. No. 13/14 Florida State (2/20-2/21).
- Tied her career high in RBIs with three in Game 2 vs. No. 13/14 Florida State after a three-run home run (2/20).
- Hit a double in her only start of the season at designated player in the second leg of the doubleheader at Kennesaw State (2/13).
- Had her first career multi-homer game with two at George Washington (3/10/20).
- Went 4 for 10 with five RBIs in three games at the Charleston Invitational.
- Had a home-run and three RBIs against Bradley (2/22).
- Had two hits for two RBIs and a home run against No. 19/18 Missouri (2/15).
- Played in 33 games in 2019, drawing 20 starts as the designated player.
- Recorded three RBIs and one home run during the doubleheader at Charlotte (4/17).
- Racked up three hits and four RBIs in the Binghamton (3/19) doubleheader, including a three-run home run to right center as well as an RBI single for her first multi-hit game.
- Notched a two-run homer in at NC State (3/16).

**SEASON HIGHS**

Hits 1, 8x, last vs. Virginia (3/24/21)  
Runs 1, 6x, last vs. Virginia (3/24/21)  
RBIs 3 vs. No. 13/14 Florida State [2] (2/20/21)  
HRs 1, 6x, last vs. Virginia (3/24/21)  
Walks 1, 2x, last vs. Pitt (3/21/21)  
Stolen Bases  
Hitting Streak 6 games (2/18/21 - 2/21/21)

**CAREER HIGHS**

Hits 2, 7x, last at George Washington (3/10/20)  
Runs 2, 2x, last at George Washington (3/10/20)  
RBIs 3, 3x, last vs. No. 13/14 Florida State [2] (2/20/21)  
HRs 2 at George Washington (3/10/20)  
Walks 2, 2x, last vs. No. 21/23 Northwestern (2/22/20)  
Stolen Bases  
Hitting Streak 11 games (3/16/19 - 4/6/19)

**GAME-BY-GAME STATS**

Date	Opponent	Pos	AB	R	H	RBI	2B	3B	HR	BB	SB	CS	HBP	SAC	SF	GDP	K	PO	A	E	Avg
Feb 13	at Kennesaw State-2	*dh	4	0	1	0	1	0	0	0	0	0	0	0	0	0	0	0	0	0	.250
Feb 18	at Clemson	*dh	2	0	1	0	0	0	0	0	0	0	0	0	0	0	0	0	0	0	.333
Feb 19	at Clemson	*dh	4	1	1	1	0	0	1	0	0	0	0	0	0	0	1	0	0	0	.300
Feb 20	vs Florida State-1	*dh	3	1	1	1	0	0	1	0	0	0	0	0	0	0	1	0	0	0	.308
Feb 20	vs Florida State-2	*dh	3	1	3	0	0	1	0	0	0	0	0	0	0	0	2	0	0	0	.312
Feb 21	vs Florida State	*dh	3	1	1	1	0	0	1	0	0	0	0	0	0	0	0	0	0	0	.316
Mar 12	at NC State	*dh	2	0	0	0	0	0	0	1	0	0	0	0	0	0	0	0	0	0	.286
Mar 13	at NC State-1	*dh	3	0	0	0	0	0	0	0	0	0	0	0	0	0	1	0	0	0	.250
Mar 13	at NC State-2	ph	0	0	1	0	0	0	0	0	0	0	0	0	0	0	0	0	0	0	.250
Mar 14	at NC State	*dh	2	0	0	0	0	0	0	0	0	0	0	0	0	0	1	0	0	0	.231
Mar 17	RADFORD-1	*dh	3	0	0	0	0	0	0	0	0	0	0	0	0	0	0	0	0	0	.207
Mar 17	RADFORD-2	ph	1	1	1	0	0	0	1	0	0	0	0	0	0	0	0	0	0	0	.233
Mar 19	PITT	*dh	3	0	0	1	0	0	0	0	0	0	0	0	0	0	0	0	0	0	.212
Mar 20	PITT-2	*dh	2	0	0	1	0	0	0	0	0	0	0	0	0	0	1	0	0	0	.200
Mar 21	PITT	*dh	1	0	0	0	0	0	1	0	0	0	0	0	0	0	1	0	0	0	.194
Mar 24	VIRGINIA	*dh	3	1	1	2	0	0	1	0	0	0	0	0	0	0	1	1	0	0	.216
Totals			14gs	39	6	8	12	1	0	6	2	0	0	0	0	3	1	9	0	0	.205



**KAYLEIGH ADDINGTON**

Junior | 5-7  
C | R/R

Rockbridge HS  
Lexington, Va.

Major: Meteorology

31

**2017-18 ACC Academic Honor Roll**

**AT THE PLATE**

- Has appeared in three games this season.
- Got her first career hit, crushing a two-run homer to left center field in Game 1 vs. Radford (3/17).
- Appeared as a pinch hitter against North Carolina A&T (2/22/20).
- Played in three games in 2019.
- Had a plate appearance versus Virginia (4/13/19).
- Came in as a pinch hitter versus Binghamton (3/19/19).
- Pinched hit against Radford (2/27/19), blooming one behind third base but the shortstop dove and made the catch.
- Appeared in two games in 2018.
- Drew a walk vs. Florida A&M (2/9/19).
- Registered an at-bat vs. Hampton (5/2/19).

**SEASON HIGHS**

Hits 1 vs. Radford [1] (3/17/21)  
Runs 1 vs. Radford [1] (3/17/21)  
RBIs 2 vs. Radford [1] (3/17/21)  
HRs 1 vs. Radford [1] (3/17/21)  
Walks  
Stolen Bases  
Hitting Streak

**CAREER HIGHS**

Hits 1 vs. Radford [1] (3/17/21)  
Runs 1 vs. Radford [1] (3/17/21)  
RBIs 2 vs. Radford [1] (3/17/21)  
HRs 1 vs. Radford [1] (3/17/21)  
Walks 1 vs. Florida A&M (2/9/18)  
Stolen Bases  
Hitting Streak

**GAME-BY-GAME STATS**

Date	Opponent	Pos	AB	R	H	RBI	2B	3B	HR	BB	SB	CS	HBP	SAC	SF	GDP	K	PO	A	E	Avg	
Feb 18	at Clemson	c	1	0	0	0	0	0	0	0	0	0	0	0	0	0	0	0	1	0	0	.000
Mar 17	RADFORD-1	c	1	1	2	0	0	1	0	0	0	0	0	0	0	0	0	0	0	1	0	.500
Mar 19	PITT	c	0	0	0	0	0	0	0	0	0	0	0	0	0	0	0	0	2	0	0	.500
Totals			0gs	2	1	2	0	0	1	0	0	0	0	0	0	0	0	0	1	4	0	.500





**KAYLEE HEWITT**

Freshman | 6-2  
P | R/R

Riverdale HS  
Murfreesboro, Tenn.

Major: Human Development

33

**2020 VaSID Rookie of the Year**

**IN THE CIRCLE**

- Has appeared in one game this season.
- Pitched one inning in relief in Game 1 at Clemson (2/18).
- Threw her first career no-hitter against North Carolina A&T (2/22)
- Allowed one earned run and had two strikeouts against No. 21/23 Northwestern (2/16).
- Picked up her first win over a ranked opponent against No. 14/13 Minnesota (2/15) with one run allowed and five Ks.
- Posted a career-high eight strikeouts and allowed three runs versus Campbell (2/8) in six innings of work.
- In her first start, held Iowa (2/7) to one run and struck out three batters while allowing only three hits in five innings.
- Two-year letterwinner.
- Coached by Christy Bingham at Riverdale High School.
- Played travel ball for Gametime Stars U18U Gold.
- All-state.
- All-District.
- Best Newcomer of the Year.
- Player of the Week honors.
- All-County Team.
- Was a part of being ranked in the top 10 on FloSoftball with the Gametime Stars 18U Gold squad.
- Under Armour Player of the Year contender.
- Chose the Hokies over Oregon, Oklahoma State and Pitt.

**SEASON HIGHS**

Innings	1.0 at Clemson (2/18/21)
Strikeouts	
Hits (Low) (Min. 1 IP)	1 at Clemson (2/18/21)
Runs (Low) (Min. 1 IP)	2 at Clemson (2/18/21)
Earned Runs (Low) (Min. 1 IP)	2 at Clemson (2/18/21)
Walks (Low) (Min. 1 IP)	3 at Clemson (2/18/21)
Number of Pitches (High)	

**CAREER HIGHS**

Innings	6.0, 2x, last vs. No. 14/13 Minnesota (2/15/20)
Strikeouts	8 vs. Campbell (2/8/20)
Hits (Low) (Min. 5 IP)	0 vs. North Carolina A&T (2/22/20)
Runs (Low) (Min. 5 IP)	0 vs. North Carolina A&T (2/22/20)
Earned Runs (Low) (Min. 5 IP)	0 vs. North Carolina A&T (2/22/20)
Walks (Low) (Min. 5 IP)	1 vs. North Carolina A&T (2/22/20)
Number of Pitches (High)	97 vs. No. 14/13 Minnesota (2/15/20)

**GAME-BY-GAME STATS**

Date	Opponent	GS	IP	H	R	ER	BB	SO	2B	3B	HR	WP	BK	HBP	IBB	Score	W-L	Sv	ERA	NP
Feb 18	at Clemson	0	1.0	1	2	2	3	0	1	0	0	0	0	0	0	1-8	0-0	0	14.00	5
Totals		0	1.0	1	2	2	3	0	1	0	0	0	0	0	0	1-8	0-0	0	14.00	5



**IVY ROSENBERY**

Freshman | 5-8  
P | R/R

James Wood HS  
Winchester, Va.

Major: Public Relations

34

**IN THE CIRCLE**

- Has started six games in the circle.
- Got her third win of the season with a complete game in Game 1 vs. Radford, allowing just one run and striking out a career-high four batters (3/17).
- Threw her second complete game shutout of the year in Game 2 at Clemson (2/19).
- Had a stellar debut in the second game of the Kennesaw State doubleheader (2/13) throwing a complete game shutout and allowing just three hits while doing so for the first win of her career.
- Four-year letterwinner.
- Coached by Todd Baker at James Wood High School and by Mande Madden at Millbrook High School.
- Played travel ball for Tri State Thunder and was coached by Missy Cutchall.
- Class 4 NW district player of the year and first-team pitcher.
- Region 4C player of the year and first-team pitcher.
- First-team all-state pitcher.
- Winchester Start player of the year.
- James Wood softball MVP.
- Class 4 NW district all-academic award.
- Broke numerous school records, including most wins in the circle, strikeouts in a season and single game, and most walks earned, while tying the most no-hitters and batting average in a season, just to name a few.
- Was a two-time captain for the Tri State Thunder, leading them to a top-100 ranking on FloSoftball and Extra Inning.

**SEASON/CAREER HIGHS**

Innings	7.0 at Kennesaw State [2] (2/13/21)
Strikeouts	4 vs. Radford [1] (3/17/21)
Hits (Low) (Min. 5 IP)	3, 2x, last at Clemson [1] (2/19/21)
Runs (Low) (Min. 5 IP)	0, 2x, last at Clemson [1] (2/19/21)
Earned Runs (Low) (Min. 5 IP)	0, 2x, last at Clemson [1] (2/19/21)
Walks (Low) (Min. 5 IP)	0, 3x, last vs. Radford [1] (3/17/21)
Number of Pitches (High)	94 at Kennesaw State [2] (2/13/21)

**GAME-BY-GAME STATS**

Date	Opponent	GS	IP	H	R	ER	BB	SO	2B	3B	HR	WP	BK	HBP	IBB	Score	W-L	Sv	ERA	NP
Feb 13	at Kennesaw State-2	*	7.0	3	0	0	0	2	1	0	0	0	0	0	0	6-0	1-0	0	0.00	94
Feb 19	at Clemson-1	*	5.0	3	0	0	0	2	1	0	0	0	0	0	0	9-0	2-0	0	0.00	58
Feb 20	vs Florida State-1	*	3.0	6	7	4	0	3	1	0	0	0	0	0	0	1-7	2-1	0	1.87	49
Mar 13	at NC State-1	*	4.0	5	4	4	0	2	2	1	1	0	0	1	0	0-8	2-2	0	2.95	51
Mar 17	RADFORD-1	*	5.0	5	1	1	0	4	1	0	0	0	0	1	0	11-1	3-2	0	2.62	62
Mar 20	PITT-1	*	4.0	9	4	4	0	3	0	0	0	0	0	0	0	3-5	0	3.25	74	
Totals		6	28.0	31	16	13	0	16	6	1	1	0	0	2	0	30-21	3-3	0	3.25	-





## NCAA STATS

Statistic	Player	National Conference		Value	National Leader	Value	Conference Leader		Value
		Rank	Rank				Value	Value	
Batting Average (150 ranked)	Jayne Bailey	96	3	0.429	Bella Jankowski, Holy Cross	0.714	Abby Sweet, Notre Dame	0.529	
Doubles (23 ranked)					Danielle Gibson, Arkansas	13	Jameson Kavel, Duke	9	
Doubles Per Game (148 ranked)					4 players tied	0.75	Abby Sweet, Notre Dame	0.40	
Earned Run Average (147 ranked)	Keely Rochard	40	2	0.96	7 players tied	0.00	Shelby Walters, Duke	0.51	
Hit Batters (30 ranked)	Keely Rochard	16	3	6	Valerie Cagle, Clemson Mia Hoveland, Kansas City Karlie Keeney, Liberty	1 1 1	Valerie Cagle, Clemson	1	
Hit by Pitch per Game (140 ranked)					Kaitlin Hoffman, Fairfield	0.75	Josie Muffley, Florida St.	0.45	
Hits (129 ranked)					Sami Williams, Iowa St.	46	Abby Sweet, Notre Dame	36	
Hits Allowed Per Seven Innings (150 ranked)	Keely Rochard	20	1	3.16	Shannon Saile, Oklahoma	1.40	Keely Rochard, Virginia Tech	3.16	
Home Runs (41 ranked)	Kelsey Bennett	41	1	7	Jocelyn Alo, Oklahoma	19	6 players tied	7	
Home Runs Per Game (129 ranked)	Kelsey Bennett Grace Chavez	48 56	3 4	0.37 0.33	Linda Rush, Drexel	1.00	Karina Gaskins, Notre Dame	0.47	
On Base Percentage (150 ranked)					Bella Jankowski, Holy Cross	0.769	Abby Sweet, Notre Dame	0.556	
RBI's (28 ranked)					Jocelyn Alo, Oklahoma	49			
Runs Batted In Per Game (150 ranked)	Jayne Bailey	51	3	1.21	Linda Rush, Drexel	3.50	Karina Gaskins, Notre Dame	1.33	
Runs per Game (146 ranked)	Kelsey Brown	133	7	0.95	Linda Rush, Drexel	2.17	Abby Sweet, Notre Dame	1.15	
Sacrifice Bunts per game (135 ranked)					Katie Harrington, Monmouth	0.75	Katie Marino, Notre Dame	0.25	
Sacrifice Flies (33 ranked)	Jayne Bailey Grace Chavez	33 33	3 3	2 2	Kassidy Krupit, South Carolina	5	Kiersten Licea, North Carolina Elizabeth Mason, Florida St.	3 3	
Saves (15 ranked)					Morgan Leinstock, Southern Miss. Jenna Edwards, McNeese	4 4	Jennifer Leonhardt, Louisville Valerie Cagle, Clemson	3 3	
Shutouts (23 ranked)	Keely Rochard	2	1	5	Payton Gottshall, Bowling Green	6	Valerie Cagle, Clemson Keely Rochard, Virginia Tech	5 5	
Slugging Percentage (299 ranked)	Kelsey Bennett Jayme Bailey Grace Chavez	56 93 248	4 7 16	0.837 0.768 0.639	Linda Rush, Drexel	1.824	Karina Gaskins, Notre Dame	1.098	
Stolen Bases Per Game (150 ranked)	Kelsey Brown Emma Ritter	54 118	5 8	0.58 0.47	Kara Paradowski, Canisius	1.75	E.C. Taylor, Pittsburgh	0.74	
Strikeout-to-Walk Ratio (150 ranked)	Keely Rochard	100	6	4.23	Rachel Garcia, UCLA	16.33	Brittany Pickett, North Carolina	11.56	
Strikeouts (146 ranked)	Keely Rochard	8	1	110	Payton Gottshall, Bowling Green Gabbie Plain, Washington	165 165	Keely Rochard, Virginia Tech	110	
Strikeouts Per Seven Innings (150 ranked)	Keely Rochard	24	1	10.5	Rachel Garcia, UCLA	14.3	Keely Rochard, Virginia Tech	10.5	
Total Bases (149 ranked)	Jayne Bailey Kelsey Bennett	121 149	13 17	43 41	Jocelyn Alo, Oklahoma Sami Williams, Iowa St.	95 95	Abby Sweet, Notre Dame	65	
Toughest to Strike Out (149 ranked)	Darby Trull	97	2	23.0	45 players tied	0.0	Emme Martinez, Boston College	44.0	
Triples (12 ranked)					4 players tied	5	McKenzie Clark, Clemson	5	
Triples Per Game (145 ranked)	Jayne Bailey	99	6	0.11	Bella Egizio, Lehigh Shanna Scribner, Maine	0.29 0.29	McKenzie Clark, Clemson	0.23	
Victories (47 ranked)	Keely Rochard	6	2	11	Mary Haff, Arkansas	14	Valerie Cagle, Clemson	12	
Walks Allowed Per Seven Innings (149 ranked)	Ivy Rosenberry	1	1	0.00	11 players tied	0.00	Ivy Rosenberry, Virginia Tech	0.00	
Walks Per Game (145 ranked)					Renee Trotman, Detroit Mercy	1.75	Brittany Pickett, North Carolina	0.83	

Statistic	National Conference		Value	National Leader	Value	Conference Leader		Value
	Rank	Rank				Value	Value	
Batting Average (276 ranked)	23	1	0.324	Oklahoma	0.470	Virginia Tech	0.324	
Double Plays per Game (266 ranked)	30	2	0.47	CSUN	2.00	Florida St.	0.82	
Doubles (271 ranked)	63	4	28	Troy	58	Duke	47	
Doubles per Game (273 ranked)	58	3	1.47	Iona	3.00	Duke	1.88	
Earned Run Average (276 ranked)	33	3	1.86	Binghamton	0.58	Clemson	1.49	
Fielding Percentage (276 ranked)	84	6	0.966	Wisconsin	0.992	Louisville	0.977	
Hit Batters (273 ranked)	111	4	9	6 teams tied	1	Louisville	4	
Home Runs per game (264 ranked)	21	2	1.42	Oklahoma	3.50	NC State	1.48	
On Base Percentage (276 ranked)	32	2	0.399	Oklahoma	0.538	NC State	0.400	
Scoring (275 ranked)	38	2	6.21	Drexel	12.50	Duke	6.68	
Shutouts (143 ranked)	11	1	8	Oklahoma	13	Duke Virginia Tech	8 8	
Slugging Percentage (276 ranked)	21	1	0.559	Oklahoma	0.926	Virginia Tech	0.559	
Stolen Bases per Game (273 ranked)	31	4	1.89	Southeastern La.	3.35	Florida St.	2.27	
Strikeout-to-Walk Ratio (276 ranked)	25	3	3.75	Alabama	9.75	North Carolina	7.69	
Triple Plays (1 ranked)				6 teams tied	1	Georgia Tech	1	
Triples per Game (240 ranked)	124	6	0.16	Northwestern	0.67	Notre Dame	0.40	
WL Percentage (271 ranked)	29	3	0.789	4 teams tied	1.000	Duke	0.960	
Walks (29 ranked)				Southern Ill.	123	Georgia Tech	99	





# LAST FOUR BOX SCORES



## @HokiesSoftball Virginia at #19 Virginia Tech Mar 24, 2021 at Blacksburg, Va. (Tech Softball Park)



### Virginia 0 (8-16)

Player	ab	r	h	rbi	bb	so	po	a	lob	avg
Katie Goldberg ss	3	0	0	0	0	1	2	0	.306	
Emma McBride lf	3	0	0	0	2	1	0	1	.222	
Donna Friedman c	3	0	0	0	2	3	0	0	.287	
Tori Gilbert 1b	2	0	0	0	1	1	7	0	.231	
Abby Weaver 3b	3	0	1	0	1	1	3	0	.333	
Savana Avilla rf	3	0	0	0	1	2	0	1	.236	
Rachel Keshin dp	2	0	0	0	1	0	0	1	.091	
Arizona Ritchie 2b	1	0	0	0	1	1	3	2	.150	
Bailey Wincott cf	2	0	0	0	0	0	0	0	.217	
Mikayla Houge p	0	0	0	0	0	0	0	0	-	
Clare Zureich p	0	0	0	0	0	0	1	0	-	
Morgan Murphy p	0	0	0	0	0	0	0	0	.229	
Mackenzie Wooten p	0	0	0	0	0	0	0	0	-	
<b>Totals</b>	<b>22</b>	<b>0</b>	<b>1</b>	<b>0</b>	<b>2</b>	<b>9</b>	<b>18</b>	<b>8</b>	<b>3</b>	

### Virginia Tech 7 (16-4)

Player	ab	r	h	rbi	bb	so	po	a	lob	avg
Kelsey Brown lf	4	0	3	1	0	1	2	0	.443	
Darby Trull cf	3	0	0	0	0	3	0	1	.346	
Cana Davis ph	1	0	1	0	0	0	0	0	.345	
Grace Chavez dp	3	1	1	2	0	1	0	0	.214	
Jayme Bailey 1b	2	0	0	0	1	0	5	0	.400	
Kelsey Bennett ss	3	0	1	0	0	1	0	0	.345	
Maija Louko pr	0	1	0	0	0	0	0	0	.000	
Morgan Overaitis 2b	2	1	1	2	0	0	0	0	.353	
Alexa Milius 3b	3	0	0	0	0	1	3	0	.214	
Emma Ritter rf	3	2	2	0	0	0	1	0	.333	
Mackenzie Lawter c	2	1	1	1	1	0	9	0	.227	
Maddy Federico pr	0	1	0	0	0	0	0	0	-. -	
Keely Rocharod p	0	0	0	0	0	0	0	0	-. -	
<b>Totals</b>	<b>26</b>	<b>7</b>	<b>10</b>	<b>6</b>	<b>2</b>	<b>3</b>	<b>21</b>	<b>3</b>	<b>5</b>	

Score by Innings	1	2	3	4	5	6	7	R	H	E
Virginia	0	0	0	0	0	0	0	0	1	1
Virginia Tech	0	0	1	2	1	3	X	7	10	0

E - A. Ritchie. DP - Cavaliers 1. LOB - Cavaliers 3; Hokies 5. 2B - M. Lawter. 3B - K. Bennett. HR - G. Chavez; M. Overaitis. SF - G. Chavez; M. Overaitis. SB - T. Gilbert; E. Ritter.

Virginia	ip	h	r	er	bb	so	ab	bf	np	era
Mikayla Houge	4.0	5	3	3	0	15	16	41	3.81	
Clare Zureich	0.1	2	1	1	1	0	3	4	19	4.20
Morgan Murphy	0.2	1	1	1	1	1	2	4	23	4.54
Mackenzie Wooten	1.0	2	2	1	0	2	6	6	23	4.20

Win - K. Rocharod (12-1). Loss - M. Houge (2-5). Save - None.  
WP - M. Murphy. Pitches/strikes: M. Houge 41/26; C. Zureich 19/11; M. Murphy 23/14; M. Wooten 23/16; K. Rocharod 113/77.

Umpires - HP: Jose Travis 1B: Jamie Robinson 3B: Jeffrey Blankenship  
Start: 4:02 PM Time: 2:04 Attendance: 300



## @HokiesSoftball Pitt at #18 Virginia Tech Mar 21, 2021 at Blacksburg, Va. (Tech Softball Park)



### Pitt 0 (9-14,4-9)

Player	ab	r	h	rbi	bb	so	po	a	lob
EC Taylor rf	3	0	0	0	0	3	1	0	1
Morgan Batesole ss	3	0	0	0	0	3	2	0	0
Hunter Levesque cf	2	0	0	0	1	2	1	0	0
Katlyn Pavlick lf	3	0	0	0	3	1	0	2	
Cami Compton dp	3	0	1	0	0	2	0	0	0
Sarah Seamans 1b	3	0	0	0	2	5	0	0	0
Kayla Lane 3b	3	0	0	0	2	1	0	0	0
Jack Busch c	1	0	0	0	0	2	0	0	0
Walker Barbee ph/c	1	0	0	0	1	3	0	1	
LoLo Sanchez 2b	1	0	0	0	1	2	4	0	
Abby Edwards p	0	0	0	0	0	0	2	0	
<b>Totals</b>	<b>23</b>	<b>0</b>	<b>1</b>	<b>0</b>	<b>2</b>	<b>19</b>	<b>18</b>	<b>6</b>	<b>4</b>

### Virginia Tech 2 (15-4,10-4)

Player	ab	r	h	rbi	bb	so	po	a	lob
Kelsey Brown lf	3	1	1	0	0	0	0	0	0
Cameron Fagan ss	3	0	2	2	0	0	1	0	0
Darby Trull cf	3	0	0	0	1	0	0	1	0
Jayme Bailey 1b	2	0	1	0	0	0	0	0	0
Kelsey Bennett 3b	3	0	0	0	1	1	0	3	
Morgan Overaitis 2b	3	0	1	0	0	0	0	0	0
Addy Greene pr/2b	0	0	0	0	0	0	0	0	0
Alexa Milius c	2	0	0	0	1	1	0	0	0
Grace Chavez dp	1	0	0	1	1	0	2		
Maija Louko pr	0	0	0	0	0	0	0	0	0
Maddie Rountree ph	1	0	0	0	1	0	0	0	0
Emma Ritter rf	3	1	0	0	0	0	0	1	
Keely Rocharod p	0	0	0	0	0	0	0	0	0
<b>Totals</b>	<b>24</b>	<b>2</b>	<b>5</b>	<b>2</b>	<b>2</b>	<b>5</b>	<b>21</b>	<b>0</b>	<b>7</b>

Score by Innings	1	2	3	4	5	6	7	R	H	E
Pitt	0	0	0	0	0	0	0	0	1	1
Virginia Tech	1	0	1	0	0	0	X	2	5	2

E - K. Lane(7); J. Bailey(2); A. Milius(1). LOB - Panthers 4; Hokies 7. 3B - K. Brown(1); HBP - J. Bailey. SB - J. Busch(1); L. Sanchez 2(3); A. Greene(2); E. Ritter(8).

Pitt	ip	h	r	er	bb	so	ab	bf	np
Abby Edwards	6.0	5	2	2	2	5	24	27	92

Win - K. Rocharod (11-1). Loss - A. Edwards (4-2). Save - None.  
HBP - by A. Edwards (J. Bailey). Pitches/strikes: A. Edwards 92/62; K. Rocharod 103/75.

Umpires - HP: Bill Gomoluch 1B: Mike McCorkle 3B: Shane Jackson  
Start: 12:02 pm Time: 1:50 Attendance: 300



## @HokiesSoftball Pitt at #18 Virginia Tech (Game 2) Mar 20, 2021 at Blacksburg, Va. (Tech Softball Park)



### Pitt 0 (9-13,4-8)

Player	ab	r	h	rbi	bb	so	po	a	lob
EC Taylor rf	2	0	0	0	0	2	1	0	0
Kaitlyn Burdick ph	1	0	0	0	1	0	0	0	0
Morgan Batesole ss	2	0	1	0	1	0	2	0	
Hunter Levesque cf	2	0	0	0	2	0	0	1	
Walker Barbee ph	1	0	0	0	1	0	0	0	
Katlyn Pavlick lf	2	0	0	0	2	3	0	1	
Yanna Marrow ph	1	0	0	0	1	0	0	1	
Sarah Seamans 1b	1	0	0	0	1	7	0	0	
Bailey Drapola ph	1	0	0	0	1	0	0	0	
Hannah Bach ph	1	0	0	0	0	0	0	0	
Cami Compton dp	2	0	0	0	2	0	0	0	
Jada Crittendon ph	1	0	0	0	1	0	0	0	
Kayla Lane 3b	1	0	0	0	0	1	3	0	
Brie Horrell ph	1	0	0	0	1	0	0	0	
Jack Busch c	1	0	0	0	1	4	0	1	
Chandler Walter ph	1	0	0	0	1	0	0	0	
LoLo Sanchez 2b	2	0	0	0	1	1	0	0	
Mackenzie Stiles p	0	0	0	0	0	0	0	0	
Brittany Knight p	0	0	0	0	0	0	1	2	
<b>Totals</b>	<b>23</b>	<b>0</b>	<b>1</b>	<b>0</b>	<b>1</b>	<b>19</b>	<b>18</b>	<b>8</b>	<b>4</b>

### Virginia Tech 5 (14-4,9-4)

Player	ab	r	h	rbi	bb	so	po	a	lob
Kelsey Brown lf	3	1	2	2	0	0	0	0	0
Cameron Fagan ss	4	1	1	0	0	1	0	1	4
Grace Chavez dp	2	0	0	1	0	1	0	0	0
Jayme Bailey 1b	3	0	1	0	0	2	0	1	
Kelsey Bennett 3b	3	0	0	0	0	0	1	0	1
Morgan Overaitis 2b	3	1	2	0	0	0	0	0	0
Darby Trull cf	3	0	1	1	0	0	0	0	0
Alexa Milius c	3	1	1	0	0	1	18	0	0
Emma Ritter rf	3	1	2	0	0	0	0	0	0
Keely Rocharod p	0	0	0	0	0	0	0	0	0
<b>Totals</b>	<b>27</b>	<b>5</b>	<b>10</b>	<b>5</b>	<b>0</b>	<b>3</b>	<b>21</b>	<b>1</b>	<b>6</b>

Score by Innings	1	2	3	4	5	6	7	R	H	E
Pitt	0	0	0	0	0	0	0	0	1	0
Virginia Tech	0	3	0	0	2	0	X	5	10	0

LOB - Panthers 4; Hokies 6. 2B - J. Bailey(6); M. Overaitis 2(3); HBP - K. Lane; K. Brown. SF - G. Chavez(2). SB - M. Batesole(5); K. Brown(11); C. Fagan 2(7); E. Ritter 2(7).

Pitt	ip	h	r	er	bb	so	ab	bf	np
Mackenzie Stiles	1.1	4	3	3	0	1	8	8	37
Brittany Knight	4.2	6	2	2	0	2	19	21	72

Win - K. Rocharod (10-1). Loss - M. Stiles (1-1). Save - None.  
HBP - by K. Rocharod (K. Lane); by B. Knight (K. Brown). PB - A. Milius(2). Pitches/strikes: M. Stiles 37/22; B. Knight 72/43; K. Rocharod 110/81.



## @HokiesSoftball Pitt at #18 Virginia Tech (Game 1) Mar 20, 2021 at Blacksburg, Va. (Tech Softball Park)



### Pitt 5 (9-12,4-7)

Player	ab	r	h	rbi	bb	so	po	a	lob
EC Taylor rf	4	0	2	1	0	0	1	0	1
Morgan Batesole ss	4	0	2	0	0	0	1	3	1
Hunter Levesque cf	4	1	1	0	0	0	0	0	0
Katlyn Pavlick lf	3	0	1	0	1	1	0	0	0
Sarah Seamans 1b	4	1	0	0	1	8	0	2	
Cami Compton dp	3	0	2	0	0	0	0	0	0
Jada Crittendon pr	0	1	0	0	0	0	0	0	0
Kayla Lane 3b	2	1	1	1	0	1	1	1	
Hannah Bach pr	0	1	0	0	0	0	0	0	0
Jack Busch c	1	0	0	1	1	5	1	0	
Kaitlyn Burdick pr	0	0	0	0	0	0	0	0	0
LoLo Sanchez 2b	3	0	1	0	0	3	5	0	
Abby Edwards p	0	0	0	0	0	0	0	0	0
<b>Totals</b>	<b>28</b>	<b>5</b>	<b>10</b>	<b>4</b>	<b>3</b>	<b>4</b>	<b>21</b>	<b>10</b>	<b>6</b>

### Virginia Tech 3 (13-4,8-4)

Player	ab	r	h	rbi	bb	so	po	a	lob
Kelsey Brown lf	3	1	1	0	0	0	0	0	0
Cameron Fagan ss	3	1	2	1	0	1	3	4	0
Alexa Milius c	3	0	0	0	0	0	0	5	0
Maddy Federico pr	0	0	0	0	0	0	0	0	0
Jayme Bailey 1b	2	0	1	1	0	0	8	0	0
Kelsey Bennett 3b	3	0	1	0	0	2	3	0	
Rebecca Ludwig pr	0	1	0	0	0	0	0	0	0
Morgan Overaitis rf/2b	3	0	0	0	0	0	1	0	2
Darby Trull cf	3	0	2	1	0	0	0	1	0
Cana Davis dp	3	0	0	0	0	2	0	0	0
Addy Greene 2b	2	0	0	0	0	1	3	0	0
Emma Ritter rf	1	0	0	0	0	0	1	0	0
Ivy Rosenberry p	0	0	0	0	0	0	0	0	0
Mackenzie Osborne p	0	0	0	0	0	0	0	0	0
<b>Totals</b>	<b>26</b>	<b>3</b>	<b>7</b>	<b>3</b>	<b>0</b>	<b>5</b>	<b>21</b>	<b>11</b>	<b>3</b>

# SEASON STATS

Player	avg	gp-gs	ab	r	h	2b	3b	hr	rbi	tb	slg%	bb	hp	so	gdp	ob%	sf	sh	sb-att	po	a	e	fld%
21 Kelsey Brown	.421	20-18	57	18	24	1	1	0	6	27	.474	3	1	5	0	.459	0	0	11-11	22	1	0	1.000
2 Jayme Bailey	.414	20-20	58	15	24	6	2	3	23	43	.741	6	1	5	0	.463	2	0	1-1	62	1	2	.969
97 Cameron Fagan	.404	17-17	57	13	23	1	0	2	11	30	.526	3	0	5	0	.433	0	1	7-10	17	22	1	.975
4 Darby Trull	.367	19-18	49	8	18	4	0	0	9	22	.449	4	0	2	0	.415	0	0	3-3	14	3	2	.895
8 Kelsey Bennett	.346	20-20	52	11	18	3	1	7	17	44	.846	8	3	7	0	.460	0	0	0-0	15	25	1	.976
24 Morgan Overaitis	.344	14-10	32	9	11	3	0	3	6	23	.719	2	0	3	0	.371	1	0	0-0	10	5	1	.938
11 Cana Davis	.321	13-7	28	4	9	1	0	2	6	16	.571	1	0	6	1	.345	0	0	0-0	1	0	0	1.000
90 Emma Ritter	.306	18-12	36	11	11	1	0	1	4	15	.417	5	1	3	1	.405	0	0	9-9	14	0	1	.933
12 Alexa Milius	.240	14-9	25	6	6	1	0	2	7	13	.520	6	0	3	0	.387	0	0	0-0	70	3	1	.986
26 Addy Greene	.226	16-14	31	4	7	4	0	1	7	14	.452	2	0	7	0	.273	0	0	2-2	13	26	3	.929
28 Grace Chavez	.205	16-14	39	6	8	1	0	6	12	27	.692	2	0	9	1	.227	3	0	0-0	0	0	0	.000
18 Mackenzie Lawter	.200	13-13	20	6	4	2	0	0	3	6	.300	10	0	3	0	.467	0	0	0-0	81	3	1	.988
16 Meredith Slaw	.190	11-7	21	2	4	1	0	1	9	8	.381	4	1	2	0	.346	0	0	0-0	47	1	0	1.000
-----																							
31 Kayleigh Addington	.500	3-0	2	1	1	0	0	1	2	4	2.000	0	0	1	0	.500	0	0	0-0	4	0	0	1.000
19 Maddie Rountree	.125	8-1	8	0	1	0	0	0	0	1	.125	1	1	2	0	.300	0	0	0-0	0	0	0	.000
22 Maija Louko	.000	10-0	1	4	0	0	0	0	0	0	.000	0	0	0	0	.000	0	0	2-2	0	0	0	.000
15 Emma Yates	.000	1-0	0	0	0	0	0	0	0	0	.000	0	0	0	0	.000	0	0	0-0	0	0	0	.000
20 Maddy Federico	.000	8-0	0	3	0	0	0	0	0	0	.000	0	0	0	0	.000	0	0	1-2	0	0	0	.000
10 Mackenzie Osborne	.000	6-1	0	0	0	0	0	0	0	0	.000	0	0	0	0	.000	0	0	0-0	0	0	0	.000
33 Kaylee Hewitt	.000	1-0	0	0	0	0	0	0	0	0	.000	0	0	0	0	.000	0	0	0-0	0	0	0	.000
27 Rebecca Ludowig	.000	4-0	0	4	0	0	0	0	0	0	.000	0	0	0	0	.000	0	0	1-1	0	0	0	.000
34 Ivy Rosenberry	.000	6-6	0	0	0	0	0	0	0	0	.000	0	0	0	0	.000	0	0	0-0	0	10	3	.769
3 Keely Rochard	.000	13-13	0	0	0	0	0	0	0	0	.000	0	0	0	0	.000	0	0	0-0	1	3	0	1.000
Totals	.328	20	516	125	169	29	4	29	122	293	.568	57	8	63	3	.399	6	1	37-41	371	103	16	.967
Opponents	.169	20	443	40	75	10	2	8	35	113	.255	38	9	144	6	.248	2	1	18-19	353	127	14	.972

LOB - Team (110), Opp (83). DPs turned - Team (9), Opp (6). CI - Team (1), M. Lawter 1.

**(All games Sorted by Earned run avg)**

Player	era	w-l	app	gs	cg	sho	sv	ip	h	r	er	bb	so	2b	3b	hr	b/avg	wp	hp	bksfa	sha	
3 Keely Rochard	0.88	12-1	13	13	11	6/1	0	80.0	34	16	10	28	119	3	1	4	.125	2	6	0	1	1
10 Mackenzie Osborne	2.86	1-0	6	1	1	0/1	0	14.2	9	6	6	7	9	0	0	3	.176	0	1	0	0	0
34 Ivy Rosenberry	3.25	3-3	6	6	3	2/0	0	28.0	31	16	13	0	16	6	1	1	.265	0	2	0	1	0
33 Kaylee Hewitt	14.00	0-0	1	0	0	0/0	0	1.0	1	2	2	3	0	1	0	0	.250	0	0	0	0	0
Totals	1.75	16-4	20	20	15	9/1	0	123.2	75	40	31	38	144	10	2	8	.169	2	9	0	2	1
Opponents	6.78	4-16	20	20	6	1/0	0	117.2	169	125	114	57	63	29	4	29	.328	6	8	0	6	1

PB - Team (2), A. Milius 2, Opp (3). SBA/ATT - K. Rochard (14-14), M. Lawter (11-12), A. Milius (7-7), Rosenberry (3-3), K. Hewitt (1-1), M. Osborne (0-1).

Player	c	po	a	e	fld%	dp	sba	csb	sba%	pb	ci
16 Meredith Slaw	48	47	1	0	1.000	5	0	0	---	0	0
21 Kelsey Brown	23	22	1	0	1.000	0	0	0	---	0	0
31 Kayleigh Addington	4	4	0	0	1.000	1	0	0	---	0	0
3 Keely Rochard	4	1	3	0	1.000	0	14	0	1.000	0	0
11 Cana Davis	1	1	0	0	1.000	0	0	0	---	0	0
18 Mackenzie Lawter	85	81	3	1	.988	0	11	1	.917	0	1
12 Alexa Milius	74	70	3	1	.986	0	7	0	1.000	2	0
8 Kelsey Bennett	41	15	25	1	.976	4	0	0	---	0	0
97 Cameron Fagan	40	17	22	1	.975	3	0	0	---	0	0
2 Jayme Bailey	65	62	1	2	.969	4	0	0	---	0	0
24 Morgan Overaitis	16	10	5	1	.938	1	0	0	---	0	0
90 Emma Ritter	15	14	0	1	.933	0	0	0	---	0	0
26 Addy Greene	42	13	26	3	.929	6	0	0	---	0	0
4 Darby Trull	19	14	3	2	.895	0	0	0	---	0	0
34 Ivy Rosenberry	13	0	10	3	.769	0	3	0	1.000	0	0
20 Maddy Federico	0	0	0	0	.000	0	0	0	---	0	0
28 Grace Chavez	0	0	0	0	.000	0	0	0	---	0	0
10 Mackenzie Osborne	0	0	0	0	.000	0	0	1	.000	0	0
33 Kaylee Hewitt	0	0	0	0	.000	0	1	0	1.000	0	0
22 Maija Louko	0	0	0	0	.000	0	0	0	---	0	0
15 Emma Yates	0	0	0	0	.000	0	0	0	---	0	0
27 Rebecca Ludowig	0	0	0	0	.000	0	0	0	---	0	0
19 Maddie Rountree	0	0	0	0	.000	0	0	0	---	0	0
Totals	490	371	103	16	.967	9	18	1	.947	2	1
Opponents	494	353	127	14	.972	6	37	4	.902	3	0



**CONFERENCE STATS**

Player	avg gp-gs	ab	r	h	2b	3b	hr	rbi	tb	slg%	bb	hp	so	gdp	ob%	sf	sh	sb-att	po	a	e	fld%
21 Kelsey Brown	.415 14-13	41	14	17	0	1	0	2	19	.463	3	1	4	0	.467	0	0	11-11	17	0	0	1.000
4 Darby Trull	.405 14-14	37	5	15	2	0	0	7	17	.459	3	0	1	0	.450	0	0	2-2	9	3	1	.923
2 Jayme Bailey	.400 14-14	40	11	16	5	0	2	14	27	.675	3	1	4	0	.435	2	0	0-0	47	0	1	.979
97 Cameron Fagan	.391 14-14	46	10	18	1	0	2	9	25	.543	2	0	5	0	.417	0	1	5-7	13	16	1	.967
8 Kelsey Bennett	.333 14-14	33	8	11	1	0	5	11	27	.818	7	3	5	0	.488	0	0	0-0	13	13	0	1.000
24 Morgan Overaitis	.333 9-7	24	5	8	3	0	1	3	14	.583	1	0	3	0	.360	0	0	0-0	3	3	0	1.000
11 Cana Davis	.333 8-4	15	3	5	0	0	1	4	8	.533	1	0	3	1	.375	0	0	0-0	0	0	0	.000
90 Emma Ritter	.238 13-7	21	7	5	0	0	0	1	5	.238	4	0	3	0	.360	0	0	6-6	8	0	1	.889
12 Alexa Milius	.235 9-6	17	2	4	1	0	1	6	8	.471	5	0	3	0	.409	0	0	0-0	61	0	1	.984
16 Meredith Slaw	.231 8-4	13	1	3	1	0	1	8	7	.538	0	1	2	0	.286	0	0	0-0	25	1	0	1.000
18 Mackenzie Lawter	.214 9-9	14	2	3	1	0	0	2	4	.286	4	0	3	0	.389	0	0	0-0	50	3	1	.981
26 Addy Greene	.200 11-9	20	2	4	3	0	0	5	7	.350	0	0	4	0	.200	0	0	2-2	7	21	1	.966
28 Grace Chavez	.179 12-11	28	4	5	0	0	4	9	17	.607	2	0	8	0	.219	2	0	0-0	0	0	0	.000
19 Maddie Rountree	.200 5-0	5	0	1	0	0	0	0	1	.200	0	0	2	0	.200	0	0	0-0	0	0	0	.000
31 Kayleigh Addington	.000 2-0	1	0	0	0	0	0	0	0	.000	0	0	1	0	.000	0	0	0-0	3	0	0	1.000
20 Maddy Federico	.000 7-0	0	2	0	0	0	0	0	0	.000	0	0	0	0	.000	0	0	1-2	0	0	0	.000
34 Ivy Rosenberry	.000 4-4	0	0	0	0	0	0	0	0	.000	0	0	0	0	.000	0	0	0-0	0	5	2	.714
10 Mackenzie Osborne	.000 5-0	0	0	0	0	0	0	0	0	.000	0	0	0	0	.000	0	0	0-0	0	0	0	.000
33 Kaylee Hewitt	.000 1-0	0	0	0	0	0	0	0	0	.000	0	0	0	0	.000	0	0	0-0	0	0	0	.000
3 Keely Rochard	.000 10-10	0	0	0	0	0	0	0	0	.000	0	0	0	0	.000	0	0	0-0	1	3	0	1.000
22 Maija Louko	.000 8-0	0	3	0	0	0	0	0	0	.000	0	0	0	0	.000	0	0	2-2	0	0	0	.000
27 Rebecca Ludowig	.000 3-0	0	3	0	0	0	0	0	0	.000	0	0	0	0	.000	0	0	0-0	0	0	0	.000
Totals	.324 14	355	82	115	18	1	17	81	186	.524	35	6	51	1	.390	4	1	29-32	257	68	9	.973
Opponents	.188 14	309	38	58	8	2	7	33	91	.294	32	7	107	4	.277	2	1	13-14	246	87	7	.979

LOB - Team (73), Opp (57). DPs turned - Team (6), Opp (4). CI - Team (1), M. Lawter 1.

**(ACC-only games only Sorted by Earned run avg)**

Player	era	w-l	app	gs	cg	sho	sv	ip	h	r	er	bb	so	2b	3b	hr	b/avg	wp	hp	bk	sfa	sha
3 Keely Rochard	1.19	9-1	10	10	8	3/1	0	59.0	28	16	10	24	92	3	1	4	.139	2	6	0	1	1
10 Mackenzie Osborne	3.62	0-0	5	0	0	0/1	0	9.2	6	5	5	5	5	0	0	2	.182	0	0	0	0	0
34 Ivy Rosenberry	5.25	1-3	4	4	1	1/0	0	16.0	23	15	12	0	10	4	1	1	.324	0	1	0	1	0
33 Kaylee Hewitt	14.00	0-0	1	0	0	0/0	0	1.0	1	2	2	3	0	1	0	0	.250	0	0	0	0	0
Totals	2.37	10-4	14	14	9	5/1	0	85.2	58	38	29	32	107	8	2	7	.188	2	7	0	2	1
Opponents	6.32	4-10	14	14	6	1/0	0	82.0	115	82	74	35	51	18	1	17	.324	2	6	0	4	1

PB - Team (2), A. Milius 2, Opp (2). SBA/ATT - K. Rochard (10-10), M. Lawter (7-8), A. Milius (6-6), Rosenberry (2-2), M. Osborne (0-1), K. Hewitt (1-1).

Player	c	po	a	e	fld%	dp	sba	csb	sba%	pb	ci
8 Kelsey Bennett	26	13	13	0	1.000	2	0	0	---	0	0
16 Meredith Slaw	26	25	1	0	1.000	5	0	0	---	0	0
21 Kelsey Brown	17	17	0	0	1.000	0	0	0	---	0	0
24 Morgan Overaitis	6	3	3	0	1.000	0	0	0	---	0	0
3 Keely Rochard	4	1	3	0	1.000	0	10	0	1.000	0	0
31 Kayleigh Addington	3	3	0	0	1.000	0	0	0	---	0	0
12 Alexa Milius	62	61	0	1	.984	0	6	0	1.000	2	0
18 Mackenzie Lawter	54	50	3	1	.981	0	7	1	.875	0	1
2 Jayme Bailey	48	47	0	1	.979	1	0	0	---	0	0
97 Cameron Fagan	30	13	16	1	.967	3	0	0	---	0	0
26 Addy Greene	29	7	21	1	.966	6	0	0	---	0	0
4 Darby Trull	13	9	3	1	.923	0	0	0	---	0	0
90 Emma Ritter	9	8	0	1	.889	0	0	0	---	0	0
34 Ivy Rosenberry	7	0	5	2	.714	0	2	0	1.000	0	0
27 Rebecca Ludowig	0	0	0	0	.000	0	0	0	---	0	0
20 Maddy Federico	0	0	0	0	.000	0	0	0	---	0	0
11 Cana Davis	0	0	0	0	.000	0	0	0	---	0	0
28 Grace Chavez	0	0	0	0	.000	0	0	0	---	0	0
33 Kaylee Hewitt	0	0	0	0	.000	0	1	0	1.000	0	0
10 Mackenzie Osborne	0	0	0	0	.000	0	0	1	.000	0	0
22 Maija Louko	0	0	0	0	.000	0	0	0	---	0	0
19 Maddie Rountree	0	0	0	0	.000	0	0	0	---	0	0
Totals	334	257	68	9	.973	6	13	1	.929	2	1
Opponents	340	246	87	7	.979	4	29	3	.906	2	0





**2**  
Jayme BAILEY  
U | 5-5 | So.  
Scott Depot, W.Va.  
JAY-me




**3**  
Keely ROCHARD  
P | 5-8 | Jr.  
Williamsburg, Va.  
KEY-lee row-SHARD



**4**  
Darby TRULL  
OF | 5-3 | Jr.  
Fort Mill, S.C.



**5**  
Jenna PEARSON  
U | 5-8 | Fr.  
North Stafford, Va.



**7**  
Keara NAPOLI  
P | 5-6 | Jr.  
Alpharetta, Ga.  
KEER-uh



**8**  
Kelsey BENNETT  
IF | 5-5 | So.  
Jefferson, Ga.



**10**  
Mackenzie OSBORNE  
P | 5-9 | Fr.  
Richlands, Va.



**11**  
Cana DAVIS  
OF | 5-9 | Jr.  
Harrisonburg, Va.  
KAY-nuh



**12**  
Alexa MILIUS  
C | So.  
Thomaston, Conn.  
MILL-ee-us



**15**  
Emma YATES  
C | 5-6 | Fr.  
Fairfax Station, Va.



**16**  
Meredith SLAW  
IF | 5-11 | So.  
Warsaw, Va.



**17**  
Molly JACOBSON  
P | 6-0 | Fr.  
Waukee, Iowa



**18**  
Mackenzie LAWTER  
C | 5-5 | Jr.  
South Boston, Va.



**19**  
Maddie ROUNTREE  
IF | 5-11 | Fr.  
Smithfield, Va.



**20**  
Maddy FEDERICO  
OF | 5-6 | Fr.  
Midlothian, Va.



**21**  
Kelsey BROWN  
OF | 5-6 | So.  
Haymarket, Va.



**22**  
Maija LOUKO  
IF | 5-7 | Fr.  
Reston, Va.  
MAI-ah LOO-koh



**24**  
Morgan OVERAITIS  
IF | 5-4 | So.  
Canton, Mich.  
OH-ver-AI-tis



**26**  
Addy GREENE  
IF | 5-9 | Fr.  
Suffolk, Va.



**27**  
Rebecca LUDOWIG  
IF | 5-10 | Fr.  
Ashburn, Va.  
LUD-oh-wig



**28**  
Grace CHAVEZ  
C | 5-9 | So.  
Las Vegas, Nev.  
SHAW-vez



**31**  
Kayleigh ADDINGTON  
C | 5-7 | Jr.  
Lexington, Va.



**33**  
Kaylee HEWITT  
P | 6-2 | Fr.  
Murfreesboro, Tenn.



**34**  
Ivy ROSENBERY  
P | 5-6 | Fr.  
Winchester, Va.



**90**  
Emma RITTER  
OF | 5-9 | Fr.  
Perryville, Md.



**97**  
Cameron FAGAN  
IF | 5-8 | Fr.  
Dunnellon, Fla.




Pete D'AMOUR  
Head Coach  
Third Season  
Duh-More



Doug GILLIS  
Assistant Coach  
Third Season



Mike LEWIS  
Assistant Coach  
First Season



Andrew STOVER  
Volunteer Assistant  
Second Season

