



VIRGINIA TECH

2021 BASEBALL



20 MLB PLAYERS • 23 ALL-AMERICANS • 10 NCAA APPEARANCES • 102 DRAFT SELECTIONS

GAMES 16-18

THE MATCHUP

GAMES 16-18 | MARCH 16 | ENGLISH FIELD AT ATLANTIC UNION BANK PARK (4,000) | BLACKSBURG, VA.

25 VIRGINIA TECH HOKIES (9-6, 5-4 ACC)



Head Coach:
John Szefc
Record at VT:
67-71 (4th Year)
Career Record:
459-330-3 (16th Year)

VS

CLEMSON TIGERS (6-8, 1-5 ACC)



Head Coach:
Monte Lee
Record at Clemson:
188-94 (6th Year)
Career Record:
464-239 (13th Year)

2021 TEAM STATS

	No.	NCAA	ACC
Batting Average	.271	92	7
Runs	105	45	4
Hits	135	64	4
Home Runs	18	30	3
Stolen Bases	10	145	9
ERA	4.43	98	7
WHIP	1.51	145	12
Fielding Pct	0.963	174	11

* Rankings as of March 18, 2021

2021 TEAM STATS

	No.	NCAA	SoCon
Batting Average	.233	210	13
Runs	69	143	12
Hits	105	145	11
Home Runs	17	36	5
Stolen Bases	10	145	9
ERA	4.46	103	9
WHIP	1.31	62	4
Fielding Pct	0.974	67	7

* Rankings as of March 18, 2021

2021 SCHEDULE

RECORD	9-6
ACC	5-4
NON-CONFERENCE	4-2
HOME	7-4
AWAY	2-1
NEUTRAL	0-0

Date	Opponent	TV	Time/Result
2/21	Kent State (DH)	ACCNX	W, 3-1; W, 9-2
2/23	Radford	ACCNX	W, 22-2
2/26	at Miami*	ACCNX	W, 5-3
2/27	at Miami*	ACCNX	L, 3-0
2/28	at Miami*	ACCNX	W, 9-6
3/5	North Carolina*	ACCNX	W, 10-6
3/6	North Carolina*	ACCNX	W, 6-4
3/7	North Carolina*	ACCNX	L, 9-6
3/9	VCU	ACCNX	W, 10-9
3/10	VCU	ACCNX	L, 7-10
3/12	Florida State*	ACCNX	L, 6-4
3/13	Florida State*	ACCNX	W, 5-0
3/14	Florida State*	ACCNX	L, 14-7
3/16	UNC Greensboro	ACCNX	L, 7-2
3/19	at Clemson*		6 PM
3/20	at Clemson*		3 PM
3/21	at Clemson*		1 PM
3/26	at Pitt*		3 PM
3/27	at Pitt*		3 PM
3/28	at Pitt*		1 PM
4/1	Boston College*	ACCNX	6 PM
4/2	Boston College*	ACCNX	6 PM
4/3	Boston College*	ACCNX	1 PM
4/6	at East Tennessee State		6 PM
4/9	at Wake Forest*		6 PM
4/10	at Wake Forest*		4 PM
4/11	at Wake Forest*		1 PM
4/13	at Liberty		6 PM
4/16	Georgia Tech*	ACCNX	6 PM
4/17	Georgia Tech*	ACCNX	3 PM
4/18	Georgia Tech*	ACCNX	1 PM
4/20	VMI	ACCNX	6 PM
4/23	at NC State*		6:30 PM
4/24	at NC State*		6:30 PM
4/25	at NC State*		1 PM
4/27	East Tennessee State	ACCNX	6 PM
4/30	Virginia*	ACCN	6 PM
5/1	Virginia*	ACCN	3 PM
5/2	Virginia*	ACCN	1 PM
5/4	Georgetown	ACCNX	6 PM
5/8	Toledo (DH)	ACCNX	2 PM
5/9	Toledo	ACCNX	2 PM
5/12	Liberty	ACCN	6 PM
5/14	at Duke*		TBD
5/15	at Duke*		TBD
5/16	at Duke*		TBD
5/20	Notre Dame*	ACCNX	6 PM
5/21	Notre Dame*	ACCNX	6 PM
5/22	Notre Dame*	ACCNX	1 PM
5/25-5/30	ACC Championship ¹		TBA

* - ACC Game
1 - Played at TBD

All Times Eastern & Subject to Change

SERIES HISTORY: VIRGINIA TECH - CLEMSON

Overall: 24-47-2

In Blacksburg: 15-15-1

In Clemson: 7-27-1

At Neutral Sites: 2-5

Last Meeting: March 31, 2019 - L, 9-12 - Blacksburg, Va.

Last Five Meetings (0-5)

Date	Result	Location
March 31, 2019	L, 9-12	Blacksburg, Va.
March 30, 2019	L, 1-14	Blacksburg, Va.
March 29, 2019	L, 4-6	Blacksburg, Va.
April 9, 2017	L, 3-8	Clemson, S.C.
April 8, 2017	L, 3-6	Clemson, S.C.


KEY STORYLINES

AT THE PLATE

- Coming off of a midweek matchup, Virginia Tech baseball is preparing to take on Clemson this weekend at Doug Kingsmore Stadium for its second road series of the season with all games being broadcasted on ACC Network Extra.
- The Hokies (9-6, 5-4 ACC) and Tigers (6-8, 1-5) will meet for the first time since 2019. Clemson leads the overall series 47-24-2 while Tech is 7-27 in Clemson.
- Tech is heading into the weekend with two ACC series wins this season. The Hokies are also ranked No. 25 heading into the weekend on the D1 Baseball poll and No. 13 on the Baseball America poll.

WHO TO WATCH

- Freshman Matthew Siverling has been dominant for the Hokies and has established himself as a go-to guy out of the bullpen.
- The lefty has pitched 12.2 innings this season in seven games. He has struck out 15 batters and has only allowed three earned runs.
- He had a career-high six strikeouts against Miami in Game 1 and has only allowed runs in three out of seven appearances.



BROADCAST INFO

ONLINE STREAM:



FRIDAY

Ron Smith
Pete Yanity

SATURDAY

Marty Clary
Nathan McCreary

SUNDAY

Pete Yanity
Marty Clary

Radio:

Bryant Johnson

LIVE STATS:

stats.hokiesports.com

QUICK FACTS

THE BASICS

University Name: Virginia Tech
 Location: Blacksburg, Va.
 Founded: 1872
 Enrollment: 36,000
 President: Dr. Timothy Sands
 Director of Athletics: Whit Babcock
 Nickname: Hokies
 Mascot: Hokie Bird
 Colors: Chicago Maroon and Burnt Orange
 Affiliation: NCAA Division I
 Conference: Atlantic Coast

FIELD FACTS

English Field at Atlantic Union Bank Park
 Normal Capacity: 4,000
 2021 Capacity: 250
 Record at Ballpark: 514-298-3 (.633) 33rd Season
 Dimensions: 330-375-400-375-330
 Surface: AstroTurf

TEAM INFORMATION

2020 Record: 11-5
 Home/Away/Neutral: 8-0/3-3/0-2
 Conference Record: 1-2
 Home/Away: -1/2
 Conference Finish: n/a
 Conference Tournament: n/a
 Starters Returning: Pos. Players: 6, Pitchers: 2
 Starters Lost: Pos. Players: 3, Pitchers: 1
 Lettermen Returning/Lost: 26/8
 Newcomers: 20

Total seasons: 128th
 All-Time Record: 2,201-31,599-26
 College World Series Appearances: none
 NCAA Regional Appearances: 10
 Last NCAA Appearance/Regional: 2013/Blacksburg
 NCAA Record (Overall): 2-2 (9-20)
 Conference Titles: 11
 Last Conference Title: 2002 (BIG EAST reg.)

MEDIA INFORMATION

CREDENTIALS

Outlets interested in obtaining credentials to cover Virginia Tech baseball home games must apply for credentials via email:

taylors01@vt.edu

All credentials for Virginia Tech home games this season will be issued on a single-game basis, and media seating is extremely limited.

INTERVIEW POLICY

Gamedays: Coach John Szefc and requested players will be available to the media after the game and following a 10-minute cooling off period. For home games, both player interviews and Coach Szefc will be conducted online via Zoom.

Non-Gamedays: All coach and player interview requests need to be arranged through the Virginia Tech Strategic Communications Office - contact Taylor Seay (c: 540-748-9774; e: taylors01@vt.edu). Players and coaches should not be contacted directly under any circumstances.

2021 VIRGINIA TECH NUMERICAL ROSTER

No.	Name	Pos.	Cl.	B/T	Ht.	Wt.	Hometown/Previous School
2	Sam Tackett	IF	Fr.	R/R	6-0	195	Lexington, Ky./Lafayette
3	Chris Gerard	P	So.	R/L	5-10	175	Wayne, N.J./Bergen Catholic
4	Fritz Genter	IF	Fr.	R/R	5-8	165	Kingston, N.Y./Kingston
5	Gehrig Ebel	C	Fr.	R/R	6-0	190	Ooltewah, Tenn./Baylor School
7	TJ Rumfield	IF	R-Fr.	L/R	6-5	225	Temple, Texas/Texas Tech
8	Tanner Schobel	IF	Fr.	R/R	5-10	170	Williamsburg, Va./Walsingham Academy
9	Brennan Reback	OF	Jr.	L/L	6-0	195	Vernon Hills, Ill./Central Arizona JC
10	Nolan Wilson	P	R-So.	R/R	6-3	210	Atlanta, Ga./Lakeside
11	Cade Swisher	OF	Fr.	L/R	5-11	190	Chesterfield, Va./Cosby
12	Shane Connolly	P	Jr.	L/L	6-2	175	Huntersville, N.C./The Citadel
15	Nic Psimas	P	Fr.	R/R	6-6	225	Chesapeake, Va./Nansemond-Suffolk Academy
16	Matthew Siverling	P	Fr.	L/L	6-4	190	Matthews, N.C./Charlotte Christian
17	Cade Hunter	C	Fr.	L/R	6-2	200	Mount Laurel, N.J./Lenape
18	Xander Hamilton	P	Fr.	L/R	6-4	220	Raleigh, N.C./Needham Broughton
19	Gavin Cross	P/OF	Fr.	L/L	6-3	210	Bristol, Tenn./Tennessee
20	Grant Umberger	P	Fr.	R/L	6-4	225	Chester Springs, Pa./Downingtown East
21	Kyle McKernan	P	Fr.	R/R	6-5	200	Waxhaw, N.C./Marvin Ridge
22	Ryan Okuda	P	Jr.	L/L	6-1	170	Gibsonia, Pa./Pine-Richland
23	Tanner Thomas	OF	Sr.	L/R	5-11	190	Jacksonville, Fla./Tallahassee CC
24	Nick Biddison	IF	So.	R/R	5-10	190	Glen Allen, Va./St. Christopher's
25	Samuel Rochard	P	Fr.	R/R	6-1	205	Williamsburg, Va./Warhill
26	Kevin Madden	IF	So.	R/R	6-1	215	Glenwood, Md./St. Paul's
27	Noah Johnson	P	Fr.	L/L	6-5	195	Toledo, Ohio/St. Francis De Sales
28	Brayden Merrick	IF	Fr.	R/R	6-3	210	Wirtz, Va./Franklin County
29	Carson Jones	OF	Fr.	L/L	6-2	190	Glen Allen, Va./Deep Run
30	Peyton Alford	P	Sr.	L/L	6-0	190	Knoxville, Tenn./Walters State CC
31	Jack Hurley	OF	Fr.	L/R	6-0	185	Boalsburg, Pa./State College
32	Lucas Donlon	IF	Fr.	R/R	6-0	205	McLean, Va./Georgetown Prep
33	Nick Holesa	IF	So.	L/R	6-2	205	Huntingdon, Pa./Huntingdon Area
34	Anthony Simonelli	P	Jr.	R/R	6-2	200	Winchester, Va./St. John's River SC
35	Ryan Metz	P	Jr.	R/R	6-1	190	Fishers, Ind./Fishers
37	Jonah Seagears	OF	So.	R/R	5-11	184	Gainesville, Va./Battlefield
38	Jaison Heard	P	Sr.	R/R	6-1	205	Maitland, Fla./St. John's River SC
39	Peter Sakellaris	P	Fr.	R/R	6-0	185	Milton, Mass./Milton Academy
40	Henry Weycker	P	Fr.	L/L	5-11	205	Wellesley, Mass./Wellesley
41	Dayne Leonard	C	Fr.	R/R	6-0	195	Spring Green, Wis./Des Moines Area CC
42	Ryan Gleason	P	Fr.	L/L	6-5	210	Laytonsville, Md./Georgetown Prep
43	Dusty Mercer	OF	Fr.	L/L	6-1	215	Matthews, N.C./Weddington
44	Jackson Ritchey	P	Fr.	R/R	6-5	190	Huntingdon, Pa./Huntingdon Area
46	Griffin Green	P	Fr.	R/R	6-3	205	Chelmsford, Mass./Phillips Academy
47	Jonah Hurney	P	So.	L/L	5-8	180	Kamuela, Hawaii/Southwestern Oregon CC
48	Brady Kirtner	P	Fr.	R/R	5-11	170	Christiansburg, Va./Christiansburg
49	Ethan Firoved	P	Fr.	L/L	6-1	185	Virginia Beach, Va./First Colonial
50	Christian Worley	P	Fr.	R/R	6-1	170	Alton, Va./Halifax County
51	Graham Firoved	P	So.	R/R	6-1	185	Virginia Beach, Va./Northwest Florida JC
53	Jenner Kehe	P	Fr.	R/R	6-1	165	Golden, Colo./Lakewood
55	Mike Grupé	P	Fr.	R/R	6-1	195	Purcellville, Va./Loudoun Valley

COACHING & SUPPORT STAFF

Head Coach: John Szefc (Drexel, 1989)
Record at VT (Years): 66-68 (4th)
Overall Record (Years): 458-327-3 (16th)
Assistant Coach: Ryan Fecteau (4th Season)
Assistant Coach: Kurt Elbin (4th Season)
Volunteer Assistant Coach: Tyler Hanson (3rd Season)
Director of Operations: Corey Haines (4th Season)
Director of Player Development: Kyle Sarazin (2nd Season)
Baseball Consultant: Tyson Petersheim (1st Season)
Strength & Conditioning: Brian Neal (3rd Season)
Athletic Trainer: Kyle Staggers (3rd Season)
Equipment: Daniel Mervos (4th Season)
Nutritionist: Alyson Onyon (4th Season)
Academics: Mike Swanhart (13th Season)

PRONUNCIATION GUIDE

Chris Gerard	Jur-ARD
Gehrig Ebel	Gair-ig Ee-bull
Fritz Genter	GEN-thur
Tanner Schobel	SHOW-bull
Nic Psimas	SIM-is
Grant Umberger	UHM-bur-ger
Kyle McKernan	Muh-ker-nin
Matthew Siverling	SIV-er-ling
Ryan Okuda	OH-koo-duh
Brayden Merrick	MAIR-ick
Nick Biddison	BID-uh-sin
Samuel Rochard	ROW-shard
Peyton Alford	ALL-ferd
Anthony Simonelli	SY-MON-ell-ee
Jonah Seagears	SEE-gears
Jaison Heard	JAY-sin
Peter Sakellaris	SACK-uh-lair-is
Ethan & Graham Firoved	FEAR-oh-ved
Henry Weycker	WHY-ker
Mike Grupé	grew-PAY
John Szefc	SHEFF
Ryan Fecteau	FECK-toe

BY THE NUMBERS

11 TJ Rumfield currently has 11 career multi-hit games. Nine of those games have come in his first year as a Hokie while he picked up two during the 2020 season at Texas Tech.

2 Tech currently has two players in the top 15 in batting average in the ACC. TJ Rumfield currently sits at No. 11 (.393) while Gavin Cross is No. 14 (.385).

7 Chris Gerard currently sits at No. 7 in the ACC in ERA (2.62). He has started four games for the Hokies this season and owns a 2-1 record in 24 innings pitched.

NOTEWORTHY

ACC FOES

- Tech is coming into this ACC series with a 5-4 record in ACC play.
- The Hokies have won two ACC series this season so far against opponents Miami and UNC.
- The series win in Miami was the first ever win at Miami and the win against UNC was the first in Tech history since joining the ACC.
- The Hokies are still set to play eight more ACC series following Clemson this weekend.

RANKINGS GALORE

- For the past three weeks, Virginia Tech baseball has been ranked on at least two polls around the NCAA.
- Tech currently sits at No. 25 on the D1 Baseball Poll, dropping from it's No. 18 position last week.
- The Hokies also rank No. 13 this week on the Baseball America poll after being ranked No. 12 last week.

RING THE SCHO-BELL

- Freshman Tanner Schobel continues to shine for the Hokies in his first year as a Hokie.
- He currently leads Tech with 17 RBIs, eight of those against ACC opponents.
- He had two doubles in Game 1 against UNC and against VCU.
- He is currently fourth on the Hokies' roster in hits (13).

FRESHMAN PHENOMS

- Freshman starters Jack Hurley and Tanner Schobel have been dominating for the Hokies since the beginning of the season.
- Schobel currently leads the team with 14 RBIs in nine games.
- Hurley and Schobel both hit home runs against UNC over the weekend.
- Hurley is currently batting .296 with 27 at bats.

SUNSHINE NATIVES

- Tanner Thomas showed up in his home state of Florida.
- The Jacksonville native had four hits in Miami and scored two runs.
- Maitland native Jaison Heard also shined for the Hokies against Miami.
- Heard earned the win for Tech on Sunday striking out five batters and allowing just two hits all weekend.

FEELING 22

- The Hokies scored 22 runs against the Radford Highlanders on Tuesday, the most runs ever scored in the series.
- The Hokies had 17 hits, including three home runs from TJ Rumfield and Cade Hunter.
- Virginia Tech pitchers tossed 12 strikeouts and only gave up two runs.

HOKIES STRIKE FIRST

- In both games on Sunday, Tech scored at least one run in the first inning.
- The Hokies were able to maintain their lead in both games, leading to a sweep of the Golden Flashes.
- Since 2017, Tech has scored first in 3 of 5 opening games and won four of those games.

YEAR FOUR

- Virginia Tech head coach John Szefc begins his fourth year with the Hokies and, as history says under Szefc, it should be the best season for Tech in recent memory.
- In his fourth season at his previous stops, Szefc won 27 games at Marist (1999) and 30 at Maryland (2016).
- The last time the Hokies won 30 or more games was in 2013 (won 40). So, it's looking like good things are brewing for Tech now, with the foundation build, and that hasn't happened in some time.

DEPTH WILL BE A STRONG SUIT

- Tech should be feeling pretty good about the quality of depth it has on this team coming back from a season ago, with it returning 26 letterwinners.
- The Hokies have six starters coming back that are position players and two starting pitchers, as well.
- That's something that hasn't happened in some time, with over the last few years there being quite a flip of the roster year-over-year.

RECORD BREAKDOWN

	Overall	ACC
Overall	9-6	5-4
Home	7-5	3-3
Away	2-1	2-1
Neutral	--	--
Non-Conference	4-2	--
vs. Ranked Opponent	4-2	4-2
Day Games	8-5	4-3
Night Games	1-1	1-1
vs. Left-Handed Starter	3-1	1-1
vs. Right-Handed Starter	6-5	4-3
1-Run Games	1-0	--
2-Run Games	3-2	2-1
5+ Run Games	3-1	1-1
Extra Innings	--	--
Shutouts	1-1	1-1
Scoring 0-2 Runs	0-2	0-1
Scoring 3-5 Runs	3-1	2-1
Scoring 6-9 Runs	3-3	2-1
Scoring 10+ Runs	3-0	1-0
Opp. 0-2 Runs	4-0	0-1
Opp. 3-5 Runs	2-1	2-2
Opp. 6-9 Runs	3-3	2-1
Opp. 10+ Runs	0-2	0-1
Score in 1st Inning	4-2	1-1
Opp. Score in 1st Inning	4-3	3-2
Score First	3-2	1-1
Opp. Score First	6-4	4-3
After 6 Innings:		
Leading	7-1	4-1
Trailing	1-5	1-3
Tied	1-0	--
After 7 Innings:		
Leading	8-1	5-1
Trailing	0-5	0-3
Tied	1-0	--
After 8 Innings:		
Leading	8-0	5-0
Trailing	0-6	0-4
Tied	1-0	--
Hit 0 Home Runs	1-3	0-1
Hit 1 Home Run	4-1	1-0
Hit 2+ Home Runs	4-2	3-1
Opp. 0 Home Runs	5-2	2-1
Opp. 1 Home Run	3-2	2-1
Opp. 2+ Home Runs	1-2	1-2
Made 0 Errors	3-1	1-1
Made 1 Error	3-1	2-0
Made 2+ Errors	3-4	2-3
Opp. 0 Errors	5-2	3-1
Opp. 1 Error	0-1	0-1
Opp. 2+ Errors	4-3	2-2
Out-Hit Opp.	5-1	2-1
Out-Hit by Opp.	2-5	1-3
Hits are tied	2-0	2-0
BY MONTH		
February	5-1	2-1
March	4-5	3-3
April	--	--
May	--	--
BY UNIFORM		
All Whites	3-0	2-0
Maroon Top	2-1	1-0
Orange Top	--	--
Black Top	1-2	1-2
Gray Top	0-1	0-1
Pinstripes	3-2	1-1

HOME SWEET HOME

- Tech will play a 51-game regular season in 2021 and of those 51 contests, 33 will be played at the friendly confines of English Field at Atlantic Union Bank Stadium.
- That marks the most games at home over the last 20 seasons, with the second most being back in 2008 when the team played 31 home contests.
- Look for the Hokies to capitalize on that with their home-field advantage, owning a .542 home winning percentage in the Szeffc era (32-27).

BUNCH OF ROADRUNNERS

- Tech was one of the better teams on the base paths last season, ranking 13th nationally in steals per game (2.25), which was good for third in the ACC.
- The Hokies racked up the 10th most in the land (36) behind Fritz Genther and Brennan Reback owning eight steals apiece, and they both return for the maroon and orange.
- Outfielder Gavin Cross had seven himself, for the three to account for 23 of the 36 swipes (63.9%).

THROW 'EM A CHAIR

- Tech also was very effective at striking its opponents out at the plate regularly last season, taking pressure off the defense to make play after play for outs.
- The Hokies ranked ninth in the country in strikeouts per nine innings (11.9), which was fourth in the ACC.
- However, a big part of them ranking so high was behind the arm of Ian Seymour, who is no longer playing ball at Tech after being selected in the second round of the MLB Draft last summer to the Tampa Bay Rays, with his ridiculous 17.7 average that ranked fourth nationally.
- So, for the Hokies to be one of the top teams in that department again, look for the likes of Chris Gerard (29 Ks in '20), Anthony Simonelli (26 Ks in '20) and others to carry the load in the 2021 season.

SMALL BALL WINS

- Tech, which won 11 of its first 16 games last year before the season being put on the shelf due to COVID-19 implications, was getting it done with small ball as one of its staples to its success.
- Having three players in the top eight of the ACC for sacrifice bunts, the Hokies' Brennan Reback and Tanner Thomas each had three last season and Fritz Genther had two.
- The Hokies had 10 sacrifice bunts on the year to rank second in the ACC and sixth among Power Five teams.


BIDDISON, WHAT'S NOT TO LOVE?

- The player who really took a step forward last year for the Hokies was Nick Biddison, improving his batting average from .281 his freshman year in 2019 to .344 last season.
- He also improved his slugging percentage from .500 to .557, respectively.
- The infielder, who has dabbled as a catcher and outfielder as well since his arrival to Blacksburg, is riding a 14-game hitting streak into this weekend, as well as a 23-game on-base streak that dates way back to April 30, 2019 against Old Dominion.
- He got on base the last seven games of the season in 2019 and made it to first base in all of last year's 16 games for a total of 23.
- Lastly, he also has started every game he's played in for Tech, owning a 62-game start streak. He had 52 starts his freshman year and 16 last season.

CROSS READY FOR NEXT STEP

- As mentioned on the first page, outfielder Gavin Cross had himself quite a freshman season in Blacksburg last year.
- Now, looking to make strides off that, expect the Tennessee native to take a step forward and be one of the key contributors for Tech and to be thought of as a leader as well.
- Cross, who was a Freshman All-American, stacked up pretty well to other ACC freshmen at the dish, owning the third best batting average among the league's freshies.

Name	H	SLG	BA
Chris Newell (Virginia)	24	.729	.407
Dylan Simmons (FSU)	14	.486	.378
Gavin Cross (VT)	24	.385	.369



STANDINGS

ATLANTIC DIVISION

TEAM	OVERALL	ACC	PCT
Notre Dame	7-2	7-2	0.778
Louisville	11-5	4-2	0.667
Florida State	7-6	4-5	0.444
Boston College	10-5	2-4	0.333
Wake Forest	4-6	1-4	0.200
Clemson	6-8	1-5	0.167
NC State	4-6	1-5	0.167

COASTAL DIVISION

TEAM	OVERALL	ACC	PCT
Pitt	9-4	6-3	0.667
North Carolina	10-5	6-3	0.667
Georgia Tech	9-5	6-3	0.667
Miami	9-4	5-3	0.625
Virginia Tech	9-6	5-4	0.556
Duke	7-6	3-3	0.500
Virginia	8-8	2-7	0.222

PREDICTED ORDER OF FINISH

ATLANTIC DIVISION

TEAM (FIRST-PLACE VOTES)	POINTS
1. Louisville (11)	95
2. NC State (1)	74
3. Florida State (1)	73
4. Clemson (1)	48
5. Wake Forest	45
6. Boston College	39
7. Notre Dame	18

COASTAL DIVISION

TEAM (FIRST-PLACE VOTES)	POINTS
1. Miami (7)	89
2. Virginia (5)	85
3. Georgia Tech (2)	71
4. Duke	59
5. North Carolina	40
6. Virginia Tech	31
7. Pitt	17

HOME RUN TRACKER

No.	Player	G#	Date	Opponent	Pitcher	On base	Inn	Outs	Count	Score
1	Gavin Cross	2	Feb. 21	Kent State	C. Romel	1	2	1	0-1	3-0
2	TJ Rumfield	3	Feb. 23	Radford	T. Bowes	0	3	2	1-0	3-1
3	Cade Hunter	3	Feb. 23	Radford	L. Higgeson	2	7	2	2-1	8-2
4	TJ Rumfield	3	Feb. 23	Radford	L. Higgeson	3	7	2	0-0	12-2
5	Cade Hunter	4	Feb. 26	@ Miami	D. Federman	1	2	2	0-2	1-2
6	TJ Rumfield	4	Feb. 26	@ Miami	D. Federman	1	3	1	0-0	3-2
7	Fritz Genther	6	Feb. 28	@ Miami	V. Mederos	0	3	0	0-0	1-2
8	Gavin Cross	6	Feb. 28	@ Miami	J. Dubberly	1	8	1	0-1	7-6
9	Cade Hunter	7	March 5	UNC	Pry	1	5	2	0-1	6-6
10	Jack Hurley	7	March 5	UNC	O'Brien	0	6	0	2-1	8-6
11	Tanner Schobel	8	March 6	UNC	Carlson	0	2	1	1-1	0-1
12	Tanner Schobel	9	March 7	UNC	Alba	0	2	1	2-0	0-4
13	Jack Hurley	9	March 7	UNC	Ollio	2	2	2	3-1	1-4
14	Lucas Donlon	10	March 9	VCU	M. Delane	1	2	2	1-1	0-5
15	Gavin Cross	12	March 12	Florida State	P. Messick	0	1	1	2-1	0-0
16	Kevin Madden	12	March 12	Florida State	C. Haney	0	8	0	1-2	3-5
17	Jack Hurley	13	March 13	Florida State	B. Hubbart	0	5	0	1-2	2-0
18	Gavin Cross	14	March 14	Florida State	C. Grady	1	5	2	0-0	1-7



THE SZEFC FILE

Record at Tech

Seasons: Fourth Season
Record: 67-71 (.486)
ACC Record: 23-49 (.319)
vs. Nonconference: 44-22 (.667)
vs. Ranked Teams: 10-29 (.256)
Record at Home: 39-32 (.549)
Record on Road: 21-33 (.389)
Record at Neutral: 7-6 (.538)

Career Record

Seasons: 16th Season
Record: 459-330-3 (.581)
ACC Record: 49-82 (.374)
vs. Ranked Teams: 36-62 (.367)

Personal

Hometown: Middletown, New York
Wife: Barbara
Children: Anna, John Michael, Sam

Education

College: Drexel (corporate communications, 1989)
 Temple (MA sports administration)

Playing Experience

Connecticut (1986-87)
 Drexel (1988-89)

Fast Facts

- Has led his teams to seven NCAA postseason berths – Maryland (3), Marist (4).
- Advanced to back-to-back NCAA Super Regionals in 2014 and 2015 at Maryland.
- Only coach in Maryland program history to post five consecutive 30-win seasons.
- Only coach at Maryland to post back-to-back 40- win seasons and advance to a Super Regional.
- Maryland made three NCAA appearances in the first 120 years in program history. Szeffc led the Terps to three berths in five seasons.
- His .596 winning percentage at Maryland is the best ever in school history.
- Owns 10 overall 30-win seasons, which includes three 40-win seasons – Maryland (2), Marist (1).
- Has won two conference regular-season titles and four tournament titles at Marist – Metro Atlantic Athletic Conference (3), Northeast Conference (1).
- Has coached 107 players that have been drafted or signed pro contracts since 1997, including 34 over the last seven drafts (as a head coach).
- Was NEC Coach of the Year in 1997 and ABCA Northeast Coach of the Year in 2001.
- Has developed 23 All-Americans, including 10 at Maryland.

Virginia Tech Director of Athletics Whit Babcock announced the hiring of Tech's 25th head baseball coach on June 9, 2017 and formally introduced John Szeffc as the head coach of the baseball program at a press conference a few days later on June 15. The 2020 season will mark his third as the Hokies' head coach.

Szeffc (pronounced SHEFF), who won his 400th career game on March 10, 2018 guiding the Hokies to a 3-1 victory over Pitt, accepted the position at Tech after leading Maryland to three NCAA appearances and a 180-122 (.596) overall record as the Terrapins' head coach. Before arriving in Blacksburg, Szeffc owned a 392-259-3 (.602) career record in 12 seasons as an NCAA head coach, producing 10 campaigns with 30 or more wins.

In addition to ending a 43-year NCAA tournament drought and becoming the fastest coach to 100 career wins at Maryland, Szeffc spent seven seasons (1996-2002) at the helm of the Marist College baseball program, where he led the team to four conference championships, four NCAA Regional appearances and a 212-137-3 (.607) overall mark. Szeffc earned Northeastern Conference Coach of the Year honors in 1997 and was the American Baseball Coaches Associate Northeast Region Coach of the Year in 2001.

The first coach in Maryland history to ever take the Terrapins to an NCAA Super Regional, Szeffc accomplished the feat twice in 2014 and 2015 as he guided the program to the first two 40-win seasons in school history and claimed Maryland's first two NCAA Regional crowns. Maryland achieved a final No. 14 ranking both seasons, the highest finishes in school history.

He guided the Terrapins to the ACC Tournament final for the first time in 38 years in 2014 and then took Maryland to the Big Ten tournament final in the school's initial season in that conference, winning a program-best 42 games in 2015.

Szeffc has coached 107 players that have been drafted or signed professional contracts since 1997, including four in 2018 and five in 2019. Over the last seven drafts, 34 of his players have been selected, including the 45th pick of the 2014 draft Jake Stinnett, the highest pick of a Maryland player in almost a decade. Almost a dozen have gone on to play in the Major Leagues, including most recently, Mike Shawaryn (Red Sox) and Lamonte Wade (Twins) in 2019. He has also helped develop 23 All-Americans, including 10 of the 20 players in Maryland history to earn that distinction.

The Middletown, N.Y. native arrived at Maryland after a two-year stint as associate head coach and recruiting coordinator at Kansas State (2011-12) and a two-season stay as assistant head coach and recruiting coordinator at Kansas (2009-10). He also enjoyed a six-season tenure as an assistant coach and recruiting coordinator at Louisiana (2003-08). Szeffc began his coaching career as an assistant at Sacred Heart (1995) and at Drexel (1990-93).

Szeffc managed the New York Generals in the Atlantic College Baseball League during the summers of 1995 and 1996. He led the club to a 47-28 record, earned two consecutive division titles and took the Generals to the ACBL title game in 1996.

Collegiately, he played two years at Connecticut before transferring in 1987 to Drexel. During his senior campaign for the Dragons, he was tabbed an All-East Coast Conference outfielder.

He graduated from Drexel University with a degree in corporate communications in 1989. He also holds a master's degree in sports administration from Temple University.

Szeffc and his wife, Barbara, have a daughter, Anna, and two sons, John Michael and Sam.

SZEFC'S YEAR-BY-YEAR HEAD COACHING RECORD

YEAR	SCHOOL	OVERALL	CONFERENCE	CONFERENCE	POSTSEASON
		RECORD	RECORD	FINISH	
1996	Marist	16-24	8-13	7th Northeast	
1997	Marist	32-19	14-7	T-1st Northeast	NCAA Regional
1998	Marist	30-17	18-8	2nd MAAC North	
1999	Marist	27-23	14-12	3rd MAAC North	
2000	Marist	33-19-2	16-11	4th MAAC	NCAA Regional
2001	Marist	33-21-1	17-10	3rd MAAC	NCAA Regional
2002	Marist	41-14	22-5	1st MAAC	NCAA Regional
2013	Maryland	30-25	11-19	4th ACC Atlantic	
2014	Maryland	40-23	15-14	2nd ACC Atlantic	NCAA Super Regional
2015	Maryland	42-24	14-10	T-3rd Big Ten	NCAA Super Regional
2016	Maryland	30-27	13-11	T-6th Big Ten	
2017	Maryland	38-23	15-9	5th Big Ten	NCAA Regional
2018	Virginia Tech	21-33	8-22	7th ACC Coastal	
2019	Virginia Tech	26-27	9-21	6th ACC Coastal	
2020	Virginia Tech	11-5	1-2		
2021	Virginia Tech	5-1	---		
At Marist (7 seasons)		212-137-3	(.607)	4 MAAC Tourney Titles; 4 NCAA Regionals	
At Maryland (5 seasons)		180-122	(.596)	3 NCAA Regionals; 2 Super Regionals	
At Tech (4 seasons)		67-71	(.486)		
Overall (16 seasons)		459-330-3	(.581)	7 NCAA Regionals, 2 Super Regionals	

TEAM GAME-BY-GAME

2021 VT Baseball
Team Game-by-Game for Virginia Tech (as of Mar 16, 2021)
Batting (All games)

Date	Opponent	ab	r	h	rbi	2b	3b	hr	tb	bb	ibb	sb	cs	hbp	sac	sf	gdp	k	po	a	e	lob	avg
Feb 21	KENT STATE	27	3	3	3	1	0	0	4	6	0	2	0	1	0	0	0	10	27	11	0	7	.111
Feb 21	KENT STATE	28	9	8	9	2	0	1	13	7	0	2	1	1	0	2	0	8	27	5	0	5	.200
Feb 23	RADFORD	39	22	16	18	5	0	3	30	6	0	0	0	6	0	3	1	7	27	9	1	8	.287
*Feb 26	at Miami (FL)	32	5	6	5	1	1	2	15	1	0	2	0	1	1	0	0	12	27	15	2	3	.262
*Feb 27	at Miami (FL)	30	0	5	0	0	0	0	5	1	0	0	0	0	0	0	0	9	24	11	0	4	.244
*Feb 28	at Miami (FL)	39	9	11	9	0	0	2	17	4	1	0	1	2	0	0	0	9	27	11	1	9	.251
*Mar 05	NORTH CAROLINA	36	10	15	10	3	1	2	26	4	0	0	1	1	0	0	1	8	27	3	1	7	.277
*Mar 06	NORTH CAROLINA	27	6	7	6	1	0	1	11	7	0	0	2	1	0	1	0	4	27	11	2	6	.275
*Mar 07	NORTH CAROLINA	32	6	6	5	0	0	2	12	6	0	0	0	3	0	0	0	11	27	5	3	8	.266
Mar 09	VCU	41	10	15	8	3	0	1	21	8	1	0	1	1	0	0	0	7	27	6	2	15	.278
Mar 10	VCU	37	7	11	7	3	1	0	16	5	0	2	0	0	0	1	1	4	27	7	1	9	.280
*Mar 12	FLORIDA STATE	38	4	11	3	3	0	2	20	2	0	1	0	0	0	1	0	14	27	4	2	10	.281
*Mar 13	FLORIDA STATE	29	5	4	4	2	0	1	9	3	0	1	0	4	0	1	1	10	27	8	0	8	.271
*Mar 14	FLORIDA STATE	37	7	10	7	3	1	1	18	5	0	0	1	1	0	1	0	10	27	9	3	11	.271
Mar 16	UNCG	27	2	7	2	2	0	0	9	5	0	0	4	2	1	0	2	6	27	10	2	6	.271
Totals		499	105	135	96	29	4	18	226	70	2	10	11	24	2	10	6	129	402	125	20	116	.271

2021 VT Baseball
Team Game-by-Game for Virginia Tech (as of Mar 16, 2021)
Pitching (All games)

Date	Opponent	ip	h	r	er	bb	so	2b	3b	hr	wp	bk	hbp	dp	ibb	score	w-l	sv	era
Feb 21	KENT STATE	9.0	6	1	1	3	10	4	0	0	1	0	0	0	0	3-1	1-0	1	1.00
Feb 21	KENT STATE	9.0	7	2	2	2	8	0	0	0	0	0	3	1	0	9-2	2-0	2	1.50
Feb 23	RADFORD	9.0	8	2	1	4	12	1	1	0	4	0	1	2	0	22-2	3-0	2	1.33
*Feb 26	at Miami (FL)	9.0	6	3	2	4	11	0	0	0	0	0	1	1	0	5-3	4-0	3	1.50
*Feb 27	at Miami (FL)	8.0	7	3	3	3	7	0	0	0	3	0	1	1	0	0-3	4-1	3	1.84
*Feb 28	at Miami (FL)	9.0	11	6	4	5	9	0	0	1	2	0	0	1	1	9-6	5-1	4	2.21
*Mar 05	NORTH CAROLINA	9.0	10	6	5	6	21	1	0	2	1	0	1	0	0	10-6	6-1	5	2.61
*Mar 06	NORTH CAROLINA	9.0	9	4	3	4	15	0	0	1	1	0	1	0	0	6-4	7-1	6	2.66
*Mar 07	NORTH CAROLINA	9.0	9	9	6	8	14	2	0	1	2	0	3	1	1	6-9	7-2	6	3.04
Mar 09	VCU	9.0	12	9	9	6	13	4	0	1	1	0	2	1	0	10-9	8-2	6	3.64
Mar 10	VCU	9.0	13	10	8	6	12	4	1	0	2	0	2	0	3	7-10	8-3	6	4.04
*Mar 12	FLORIDA STATE	9.0	9	6	5	2	15	1	0	2	2	0	2	0	0	4-6	8-4	6	4.12
*Mar 13	FLORIDA STATE	9.0	3	0	0	3	10	0	0	0	0	0	2	0	0	5-0	9-4	6	3.80
*Mar 14	FLORIDA STATE	9.0	18	14	11	4	7	4	0	4	2	0	3	1	0	7-14	9-5	6	4.32
Mar 16	UNCG	9.0	11	7	6	4	10	0	0	1	7	0	2	0	0	2-7	9-6	6	4.43
Totals		134.0	139	82	66	64	174	21	2	13	28	0	24	9	5	105-82	9-6	6	4.43

OPPONENT GAME-BY-GAME

2021 VT Baseball
Opponent Game-by-Game for Virginia Tech (as of Mar 16, 2021)
Batting (All games)

Date	Opponent	ab	r	h	rbi	2b	3b	hr	tb	bb	ibb	sb	cs	hbp	sac	sf	gdp	k	po	a	e	lob	avg
Feb 21	KENT STATE	33	1	6	1	4	0	0	10	3	0	0	0	0	0	0	0	10	24	4	0	8	.182
Feb 21	KENT STATE	32	2	7	2	0	0	0	7	2	0	0	1	3	0	0	1	8	24	6	0	8	.200
Feb 23	RADFORD	34	2	8	2	1	1	0	11	4	0	1	0	1	0	0	1	12	24	9	3	10	.212
*Feb 26	at Miami (FL)	29	3	6	3	0	0	0	6	4	0	1	1	1	0	1	0	11	27	8	0	5	.211
*Feb 27	at Miami (FL)	29	3	7	3	0	0	0	7	3	0	0	1	1	0	0	1	7	27	4	0	6	.217
*Feb 28	at Miami (FL)	37	6	11	6	0	0	1	14	5	1	0	1	0	1	0	1	9	27	10	2	10	.232
*Mar 05	NORTH CAROLINA	37	6	10	6	1	0	2	17	6	0	0	0	1	0	1	0	21	24	12	0	12	.238
*Mar 06	NORTH CAROLINA	38	4	9	4	0	0	1	12	4	0	0	0	1	0	0	0	15	24	11	0	12	.238
*Mar 07	NORTH CAROLINA	36	9	9	9	2	0	1	14	8	1	1	0	3	1	1	0	14	27	7	1	13	.239
Mar 09	VCU	35	9	12	9	4	0	1	19	6	0	1	2	2	1	0	0	13	25	10	3	9	.250
Mar 10	VCU	40	10	13	6	4	1	0	19	6	3	2	0	2	0	0	0	12	27	7	2	11	.258
*Mar 12	FLORIDA STATE	37	6	9	6	1	0	2	16	2	0	1	0	2	0	0	0	15	27	6	2	8	.257
*Mar 13	FLORIDA STATE	29	0	3	0	0	0	0	3	3	0	0	0	2	1	0	0	10	24	10	3	8	.247
*Mar 14	FLORIDA STATE	45	14	18	14	4	0	4	34	4	0	3	0	3	0	0	0	7	27	13	3	11	.261
Mar 16	UNCG	36	7	11	6	0	0	1	14	4	0	4	0	2	0	1	0	10	27	11	0	9	.264
Totals		527	82	139	77	21	2	13	203	64	5	14	6	24	4	4	4	174	385	128	19	140	.264

2021 VT Baseball
Opponent Game-by-Game for Virginia Tech (as of Mar 16, 2021)
Pitching (All games)

Date	Opponent	ip	h	r	er	bb	so	2b	3b	hr	wp	bk	hbp	dp	ibb	score	w-l	sv	era
Feb 21	Kent State	8.0	3	3	3	6	10	1	0	0	0	0	1	0	0	1-3	0-1	0	3.38
Feb 21	Kent State	8.0	8	9	9	7	8	2	0	1	1	0	1	1	0	2-9	0-2	0	6.75
Feb 23	Radford	8.0	16	22	10	6	7	5	0	3	1	0	6	1	0	2-22	0-3	0	8.25
*Feb 26	at Miami (FL)	9.0	6	5	5	1	12	1	1	2	1	0	1	0	0	3-5	0-4	0	7.36
*Feb 27	at Miami (FL)	9.0	5	0	0	1	9	0	0	0	0	0	0	2	0	3-0	1-4	1	5.79
*Feb 28	at Miami (FL)	9.0	11	9	9	4	9	0	0	2	3	0	2	0	1	6-9	1-5	1	6.35
*Mar 05	North Carolina	8.0	15	10	10	4	8	3	1	2	2	0	1	2	0	6-10	1-6	1	7.02
*Mar 06	North Carolina	8.0	7	6	6	7	4	1	0	1	4	0	1	0	0	4-6	1-7	1	6.99
*Mar 07	North Carolina	9.0	6	6	6	6	11	0	0	2	1	0	3	1	0	9-6	2-7	1	6.87
Mar 09	VCU	8.1	15	10	8	8	7	3	0	1	2	1	1	0	1	9-10	2-8	1	7.04
Mar 10	VCU	9.0	11	7	6	5	4	3	1	0	1	0	0	1	0	10-7	3-8	1	6.94
*Mar 12	Florida State	9.0	11	4	3	2	14	3	0	2	1	0	0	0	0	6-4	4-8	2	6.60
*Mar 13	Florida State	8.0	4	5	2	3	10	2	0	1	2	0	4	1	0	0-5	4-9	2	6.28
*Mar 14	Florida State	9.0	10	7	6	5	10	3	1	1	0	0	1	0	0	14-7	5-9	2	6.26
Mar 16	UNCG	9.0	7	2	2	5	6	2	0	0	2	0	2	2	0	7-2	6-9	2	5.96
Totals		128.1	135	105	85	70	129	29	4	18	21	1	24	11	2	82-105	6-9	2	5.96

SITUATIONAL GAME-BY-GAME

2021 VT Baseball
Team Game-by-Game for Virginia Tech (as of Mar 16, 2021)
Batting (All games)

Date	Opponent	Total h/ab	vs Left	vs Right	With Runners	Bases Empty	Bases Loaded	With 2-outs	With RBI-op	Reach as Leadoff	3rd and LT 2out	LOB
Feb 21	KENT STATE	3-27	2-11	1-16	1-13	2-14	0-2	0-8	0-9	3-8	2-3	7
Feb 21	KENT STATE	8-28	6-15	2-13	5-14	3-14	1-1	2-9	3-8	4-8	2-3	5
Feb 23	RADFORD	16-39	4-9	12-30	12-26	4-13	1-5	6-14	8-17	6-8	6-11	8
*Feb 26	at Miami (FL)	6-32	0-0	6-32	3-9	3-23	0-0	1-10	3-9	2-9	2-2	3
*Feb 27	at Miami (FL)	5-30	1-3	4-27	1-10	4-20	0-0	1-8	0-1	1-9	0-0	4
*Feb 28	at Miami (FL)	11-39	0-0	11-39	6-17	5-22	2-4	4-14	4-10	2-9	2-2	9
*Mar 05	NORTH CAROLINA	15-36	6-15	9-21	9-20	6-16	1-3	3-9	8-16	3-8	3-4	7
*Mar 06	NORTH CAROLINA	7-27	0-0	7-27	3-12	4-15	0-0	2-9	2-7	2-8	2-3	6
*Mar 07	NORTH CAROLINA	6-32	3-19	3-13	4-18	2-14	0-0	4-13	2-8	3-9	0-1	8
Mar 09	VCU	15-41	4-14	11-27	10-27	5-14	0-5	4-13	6-19	4-9	4-5	13
Mar 10	VCU	11-37	6-22	5-15	7-19	4-18	0-1	3-11	6-15	2-9	2-3	9
*Mar 12	FLORIDA STATE	11-38	5-21	6-17	4-18	7-20	0-0	2-12	1-13	3-9	1-3	10
*Mar 13	FLORIDA STATE	4-29	4-23	0-6	1-16	3-13	0-1	1-8	0-9	4-8	3-5	8
*Mar 14	FLORIDA STATE	10-37	5-13	5-24	8-24	2-13	0-0	3-13	1-17	5-9	3-6	11
Mar 16	UNCG	7-27	3-9	4-18	2-15	5-12	0-0	2-8	1-7	5-9	0-0	6
Totals		135-499	49-174	86-325	76-258	59-241	5-22	38-159	45-165	49-129	32-51	114
		.271	.282	.265	.295	.245	.227	.239	.273	.380	.627	

2021 VT Baseball
Team Game-by-Game for Virginia Tech (as of Mar 16, 2021)
Pitching (All games)

Date	Opponent	Score Score	Total h/ab	vs Left	vs Right	With Runners	Bases Empty	With 2-outs	Reach as Leadoff	Gnd Out	Fly Out	ERA
Feb 21	KENT STATE	3-1	6-33	2-11	4-22	1-10	5-23	3-12	0-9	11	6	1.00
Feb 21	KENT STATE	9-2	7-32	3-6	4-26	3-14	4-18	2-10	3-9	6	11	1.50
Feb 23	RADFORD	22-2	8-34	3-15	5-19	2-17	6-17	3-12	3-9	8	5	1.33
*Feb 26	at Miami (FL)	5-3	6-29	5-15	1-14	2-14	4-15	2-8	4-9	8	4	1.50
*Feb 27	at Miami (FL)	0-3	7-29	4-18	3-11	4-18	3-11	0-6	3-8	10	5	1.84
*Feb 28	at Miami (FL)	9-6	11-37	9-26	2-11	7-21	4-16	3-13	5-9	11	6	2.21
*Mar 05	NORTH CAROLINA	10-6	10-37	7-14	3-23	5-18	5-19	4-13	2-9	3	3	2.61
*Mar 06	NORTH CAROLINA	6-4	9-38	4-16	5-22	4-24	5-14	3-13	5-9	11	1	2.66
*Mar 07	NORTH CAROLINA	6-9	9-36	4-20	5-16	5-24	4-12	1-9	4-9	4	8	3.04
Mar 09	VCU	10-9	12-35	6-15	6-20	7-21	5-14	1-7	3-9	4	7	3.64
Mar 10	VCU	7-10	13-40	3-16	10-24	8-24	5-16	9-17	3-9	6	8	4.04
*Mar 12	FLORIDA STATE	4-6	9-37	4-16	5-21	4-16	5-21	3-12	3-9	3	9	4.12
*Mar 13	FLORIDA STATE	5-0	3-29	1-13	2-16	0-10	3-19	1-10	2-9	10	7	3.80
*Mar 14	FLORIDA STATE	7-14	18-45	10-21	8-24	8-24	10-21	4-13	5-9	10	9	4.32
Mar 16	UNCG	2-7	11-36	6-20	5-16	5-21	6-15	1-9	4-9	7	9	4.43
Totals		105-82	139-527	71-242	68-285	65-276	74-251	40-164	49-134	112	98	4.43
			.264	.293	.239	.236	.295	.244	.366			

LEADERS



2021 VT Baseball
Batting Leaders for Virginia Tech (as of Mar 16, 2021)
(All games)

Hitting minimums - 5 Games 5% of Games 20 AB 10 TPA
Pitching minimums - 1 Games

Batting avg	
1. 7 TJ Rumfield	.393
2. 19 Gavin Cross	.385
3. 11 Cade Swisher	.286
4. 8 Tanner Schobel	.283
5. 26 Kevin Madden	.274

Slugging pct	
1. 19 Gavin Cross	.769
2. 7 TJ Rumfield	.607
3. 8 Tanner Schobel	.509
4. 31 Jack Hurley	.429
11 Cade Swisher	.429

On base pct	
1. 19 Gavin Cross	.470
2. 7 TJ Rumfield	.464
3. 11 Cade Swisher	.448
4. 37 Jonah Seagears	.438
5. 8 Tanner Schobel	.394

Runs scored	
1. 19 Gavin Cross	19
2. 7 TJ Rumfield	15
3. 31 Jack Hurley	13
4. 26 Kevin Madden	10
5. 2 tied at.....	8

Hits	
1. 7 TJ Rumfield	24
2. 19 Gavin Cross	20
3. 26 Kevin Madden	17
4. 8 Tanner Schobel	15
5. 31 Jack Hurley	11

Runs batted in	
1. 8 Tanner Schobel	19
2. 19 Gavin Cross	12
3. 26 Kevin Madden	11
4. 7 TJ Rumfield	10
5. 17 Cade Hunter	9

Doubles	
1. 7 TJ Rumfield	4
19 Gavin Cross	4
8 Tanner Schobel	4
4. 3 tied at.....	3

Triples	
1. 19 Gavin Cross	2
2. 8 Tanner Schobel	1
33 Nick Holesa	1

Home runs	
1. 19 Gavin Cross	4
2. 17 Cade Hunter	3
31 Jack Hurley	3
7 TJ Rumfield	3
5. 8 Tanner Schobel	2

Total bases	
1. 19 Gavin Cross	40
2. 7 TJ Rumfield	37
3. 8 Tanner Schobel	27
4. 26 Kevin Madden	22
5. 31 Jack Hurley	21

Walks	
1. 37 Jonah Seagears	14
2. 8 Tanner Schobel	8
3. 7 TJ Rumfield	7
11 Cade Swisher	7
5. 19 Gavin Cross	6

Hit by pitch	
1. 19 Gavin Cross	5
2. 31 Jack Hurley	4
3. 17 Cade Hunter	3
8 Tanner Schobel	3
5. 2 tied at.....	2

Sac bunts	
1. 37 Jonah Seagears	1
31 Jack Hurley	1

Sac flies	
1. 19 Gavin Cross	3
2. 8 Tanner Schobel	2
3. 5 tied at.....	1

Stolen bases	
1. 4 Fritz Genter	3
2. 37 Jonah Seagears	2
19 Gavin Cross	2
4. 3 tied at.....	1

Caught stealing	
1. 19 Gavin Cross	3
37 Jonah Seagears	3
3. 5 tied at.....	1

Steal attempts	
1. 19 Gavin Cross	5
37 Jonah Seagears	5
3. 4 Fritz Genter	4
4. 31 Jack Hurley	2
5. 5 tied at.....	1

Stolen base pct	
1. 26 Kevin Madden	1.000
2. 4 Fritz Genter	.750
3. 31 Jack Hurley	.500
4. 19 Gavin Cross	.400
37 Jonah Seagears	.400

Strikeouts	
1. 31 Jack Hurley	19
2. 4 Fritz Genter	15
3. 37 Jonah Seagears	14
4. 3 tied at.....	13

Grounded into DP	
1. 26 Kevin Madden	2
2. 7 TJ Rumfield	1
29 Carson Jones	1
17 Cade Hunter	1
32 Lucas Donlon	1

Total plate appearances	
1. 7 TJ Rumfield	69
2. 26 Kevin Madden	68
3. 8 Tanner Schobel	66
19 Gavin Cross	66
5. 31 Jack Hurley	59

At bats	
1. 26 Kevin Madden	62
2. 7 TJ Rumfield	61
3. 8 Tanner Schobel	53
4. 19 Gavin Cross	52
5. 31 Jack Hurley	49

Games played	
1. 4 Fritz Genter	15
37 Jonah Seagears	15
26 Kevin Madden	15
7 TJ Rumfield	15
8 Tanner Schobel	15

Game starts	
1. 26 Kevin Madden	15
8 Tanner Schobel	15
7 TJ Rumfield	15
4. 19 Gavin Cross	14
4 Fritz Genter	14

Games as sub	
1. 99 Brennan Reback	6
2. 29 Carson Jones	5
32 Lucas Donlon	5
23 Tanner Thomas	5
5. 5 Gehrig Ebel	4

LEADERS

<p>Earned run avg</p> <table border="0" style="width: 100%;"> <tr><td>1. 10 Nolan Wilson</td><td style="text-align: right;">0.00</td></tr> <tr><td>40 Henry Weycker</td><td style="text-align: right;">0.00</td></tr> <tr><td>15 Nic Psimas</td><td style="text-align: right;">0.00</td></tr> <tr><td>47 Jonah Hurney</td><td style="text-align: right;">0.00</td></tr> <tr><td>45 Christian Worley</td><td style="text-align: right;">0.00</td></tr> </table> <p>Wins</p> <table border="0" style="width: 100%;"> <tr><td>1. 16 Matthew Siverling</td><td style="text-align: right;">2</td></tr> <tr><td>3 Chris Gerard</td><td style="text-align: right;">2</td></tr> <tr><td>22 Ryan Okuda</td><td style="text-align: right;">2</td></tr> <tr><td>4. 3 tied at.....</td><td style="text-align: right;">1</td></tr> </table> <p>Innings pitched</p> <table border="0" style="width: 100%;"> <tr><td>1. 3 Chris Gerard</td><td style="text-align: right;">24.0</td></tr> <tr><td>2. 30 Peyton Alford</td><td style="text-align: right;">14.0</td></tr> <tr><td>34 Anthony Simonelli</td><td style="text-align: right;">14.0</td></tr> <tr><td>4. 16 Matthew Siverling</td><td style="text-align: right;">12.2</td></tr> <tr><td>12 Shane Connolly</td><td style="text-align: right;">12.2</td></tr> </table> <p>Games started</p> <table border="0" style="width: 100%;"> <tr><td>1. 3 Chris Gerard</td><td style="text-align: right;">4</td></tr> <tr><td>2. 34 Anthony Simonelli</td><td style="text-align: right;">3</td></tr> <tr><td>30 Peyton Alford</td><td style="text-align: right;">3</td></tr> <tr><td>4. 44 Jackson Ritchey</td><td style="text-align: right;">2</td></tr> <tr><td>22 Ryan Okuda</td><td style="text-align: right;">2</td></tr> </table> <p>Wild pitches</p> <table border="0" style="width: 100%;"> <tr><td>1. 3 Chris Gerard</td><td style="text-align: right;">4</td></tr> <tr><td>18 Xander Hamilton</td><td style="text-align: right;">4</td></tr> <tr><td>12 Shane Connolly</td><td style="text-align: right;">4</td></tr> <tr><td>4. 44 Jackson Ritchey</td><td style="text-align: right;">3</td></tr> <tr><td>5. 3 tied at.....</td><td style="text-align: right;">2</td></tr> </table> <p>Intentional BB allowed</p> <table border="0" style="width: 100%;"> <tr><td>1. 35 Ryan Metz</td><td style="text-align: right;">2</td></tr> <tr><td>2. 20 Grant Umberger</td><td style="text-align: right;">1</td></tr> <tr><td>34 Anthony Simonelli</td><td style="text-align: right;">1</td></tr> <tr><td>10 Nolan Wilson</td><td style="text-align: right;">1</td></tr> </table> <p>Sac bunts allowed</p> <table border="0" style="width: 100%;"> <tr><td>1. 35 Ryan Metz</td><td style="text-align: right;">1</td></tr> <tr><td>20 Grant Umberger</td><td style="text-align: right;">1</td></tr> <tr><td>3 Chris Gerard</td><td style="text-align: right;">1</td></tr> <tr><td>38 Jaison Heard</td><td style="text-align: right;">1</td></tr> </table> <p>Runs allowed</p> <table border="0" style="width: 100%;"> <tr><td>1. 40 Henry Weycker</td><td style="text-align: right;">0</td></tr> <tr><td>47 Jonah Hurney</td><td style="text-align: right;">0</td></tr> <tr><td>15 Nic Psimas</td><td style="text-align: right;">0</td></tr> <tr><td>45 Christian Worley</td><td style="text-align: right;">0</td></tr> <tr><td>10 Nolan Wilson</td><td style="text-align: right;">0</td></tr> </table> <p>Doubles allowed</p> <table border="0" style="width: 100%;"> <tr><td>1. 20 Grant Umberger</td><td style="text-align: right;">0</td></tr> <tr><td>47 Jonah Hurney</td><td style="text-align: right;">0</td></tr> <tr><td>45 Christian Worley</td><td style="text-align: right;">0</td></tr> <tr><td>15 Nic Psimas</td><td style="text-align: right;">0</td></tr> <tr><td>42 Ryan Gleason</td><td style="text-align: right;">0</td></tr> </table> <p>Fielding pct</p> <table border="0" style="width: 100%;"> <tr><td>1. 19 Gavin Cross</td><td style="text-align: right;">1.000</td></tr> <tr><td>41 Dayne Leonard</td><td style="text-align: right;">1.000</td></tr> <tr><td>37 Jonah Seagears</td><td style="text-align: right;">1.000</td></tr> <tr><td>5 Gehrige Ebel</td><td style="text-align: right;">1.000</td></tr> <tr><td>99 Brennan Reback</td><td style="text-align: right;">1.000</td></tr> </table> <p>Assists</p> <table border="0" style="width: 100%;"> <tr><td>1. 8 Tanner Schobel</td><td style="text-align: right;">31</td></tr> <tr><td>2. 26 Kevin Madden</td><td style="text-align: right;">29</td></tr> <tr><td>3. 4 Fritz Genther</td><td style="text-align: right;">26</td></tr> <tr><td>4. 17 Cade Hunter</td><td style="text-align: right;">7</td></tr> <tr><td>5. 3 Chris Gerard</td><td style="text-align: right;">5</td></tr> </table> <p>Stolen bases against</p> <table border="0" style="width: 100%;"> <tr><td>1. 17 Cade Hunter</td><td style="text-align: right;">11</td></tr> <tr><td>2. 35 Ryan Metz</td><td style="text-align: right;">3</td></tr> <tr><td>22 Ryan Okuda</td><td style="text-align: right;">3</td></tr> <tr><td>4. 8 tied at.....</td><td style="text-align: right;">1</td></tr> </table> <p>Passed balls</p> <table border="0" style="width: 100%;"> <tr><td>1. 17 Cade Hunter</td><td style="text-align: right;">2</td></tr> <tr><td>5 Gehrige Ebel</td><td style="text-align: right;">2</td></tr> </table>	1. 10 Nolan Wilson	0.00	40 Henry Weycker	0.00	15 Nic Psimas	0.00	47 Jonah Hurney	0.00	45 Christian Worley	0.00	1. 16 Matthew Siverling	2	3 Chris Gerard	2	22 Ryan Okuda	2	4. 3 tied at.....	1	1. 3 Chris Gerard	24.0	2. 30 Peyton Alford	14.0	34 Anthony Simonelli	14.0	4. 16 Matthew Siverling	12.2	12 Shane Connolly	12.2	1. 3 Chris Gerard	4	2. 34 Anthony Simonelli	3	30 Peyton Alford	3	4. 44 Jackson Ritchey	2	22 Ryan Okuda	2	1. 3 Chris Gerard	4	18 Xander Hamilton	4	12 Shane Connolly	4	4. 44 Jackson Ritchey	3	5. 3 tied at.....	2	1. 35 Ryan Metz	2	2. 20 Grant Umberger	1	34 Anthony Simonelli	1	10 Nolan Wilson	1	1. 35 Ryan Metz	1	20 Grant Umberger	1	3 Chris Gerard	1	38 Jaison Heard	1	1. 40 Henry Weycker	0	47 Jonah Hurney	0	15 Nic Psimas	0	45 Christian Worley	0	10 Nolan Wilson	0	1. 20 Grant Umberger	0	47 Jonah Hurney	0	45 Christian Worley	0	15 Nic Psimas	0	42 Ryan Gleason	0	1. 19 Gavin Cross	1.000	41 Dayne Leonard	1.000	37 Jonah Seagears	1.000	5 Gehrige Ebel	1.000	99 Brennan Reback	1.000	1. 8 Tanner Schobel	31	2. 26 Kevin Madden	29	3. 4 Fritz Genther	26	4. 17 Cade Hunter	7	5. 3 Chris Gerard	5	1. 17 Cade Hunter	11	2. 35 Ryan Metz	3	22 Ryan Okuda	3	4. 8 tied at.....	1	1. 17 Cade Hunter	2	5 Gehrige Ebel	2	<p>Opposing bat avg</p> <table border="0" style="width: 100%;"> <tr><td>1. 15 Nic Psimas</td><td style="text-align: right;">.000</td></tr> <tr><td>47 Jonah Hurney</td><td style="text-align: right;">.000</td></tr> <tr><td>45 Christian Worley</td><td style="text-align: right;">.000</td></tr> <tr><td>4. 18 Xander Hamilton</td><td style="text-align: right;">.100</td></tr> <tr><td>5. 51 Graham Firoved</td><td style="text-align: right;">.133</td></tr> </table> <p>Losses</p> <table border="0" style="width: 100%;"> <tr><td>1. 6 tied at.....</td><td style="text-align: right;">1</td></tr> </table> <p>Batters struck out</p> <table border="0" style="width: 100%;"> <tr><td>1. 3 Chris Gerard</td><td style="text-align: right;">27</td></tr> <tr><td>2. 30 Peyton Alford</td><td style="text-align: right;">25</td></tr> <tr><td>3. 12 Shane Connolly</td><td style="text-align: right;">18</td></tr> <tr><td>4. 16 Matthew Siverling</td><td style="text-align: right;">15</td></tr> <tr><td>5. 2 tied at.....</td><td style="text-align: right;">14</td></tr> </table> <p>Games finished</p> <table border="0" style="width: 100%;"> <tr><td>1. 12 Shane Connolly</td><td style="text-align: right;">5</td></tr> <tr><td>2. 16 Matthew Siverling</td><td style="text-align: right;">3</td></tr> <tr><td>3. 7 tied at.....</td><td style="text-align: right;">1</td></tr> </table> <p>Balks</p> <table border="0" style="width: 100%;"> <tr><td>1. 35 Ryan Metz</td><td style="text-align: right;">2</td></tr> <tr><td>2. 16 Matthew Siverling</td><td style="text-align: right;">1</td></tr> </table> <p>Runners picked off</p> <table border="0" style="width: 100%;"> <tr><td>1. 35 Ryan Metz</td><td style="text-align: right;">2</td></tr> <tr><td>2. 16 Matthew Siverling</td><td style="text-align: right;">1</td></tr> </table> <p>Sac flies allowed</p> <table border="0" style="width: 100%;"> <tr><td>1. 30 Peyton Alford</td><td style="text-align: right;">2</td></tr> <tr><td>2. 34 Anthony Simonelli</td><td style="text-align: right;">1</td></tr> <tr><td>44 Jackson Ritchey</td><td style="text-align: right;">1</td></tr> </table> <p>Earned runs allowed</p> <table border="0" style="width: 100%;"> <tr><td>1. 40 Henry Weycker</td><td style="text-align: right;">0</td></tr> <tr><td>47 Jonah Hurney</td><td style="text-align: right;">0</td></tr> <tr><td>15 Nic Psimas</td><td style="text-align: right;">0</td></tr> <tr><td>45 Christian Worley</td><td style="text-align: right;">0</td></tr> <tr><td>10 Nolan Wilson</td><td style="text-align: right;">0</td></tr> </table> <p>Triples allowed</p> <table border="0" style="width: 100%;"> <tr><td>1. 20 Grant Umberger</td><td style="text-align: right;">0</td></tr> <tr><td>47 Jonah Hurney</td><td style="text-align: right;">0</td></tr> <tr><td>45 Christian Worley</td><td style="text-align: right;">0</td></tr> <tr><td>15 Nic Psimas</td><td style="text-align: right;">0</td></tr> <tr><td>42 Ryan Gleason</td><td style="text-align: right;">0</td></tr> </table> <p>Chances</p> <table border="0" style="width: 100%;"> <tr><td>1. 17 Cade Hunter</td><td style="text-align: right;">144</td></tr> <tr><td>2. 7 TJ Rumfield</td><td style="text-align: right;">112</td></tr> <tr><td>3. 8 Tanner Schobel</td><td style="text-align: right;">51</td></tr> <tr><td>4 Fritz Genther</td><td style="text-align: right;">51</td></tr> <tr><td>5. 26 Kevin Madden</td><td style="text-align: right;">40</td></tr> </table> <p>Errors</p> <table border="0" style="width: 100%;"> <tr><td>1. 4 Fritz Genther</td><td style="text-align: right;">5</td></tr> <tr><td>26 Kevin Madden</td><td style="text-align: right;">5</td></tr> <tr><td>3. 38 Jaison Heard</td><td style="text-align: right;">2</td></tr> <tr><td>31 Jack Hurley</td><td style="text-align: right;">2</td></tr> <tr><td>8 Tanner Schobel</td><td style="text-align: right;">2</td></tr> </table> <p>Caught stealing by</p> <table border="0" style="width: 100%;"> <tr><td>1. 41 Dayne Leonard</td><td style="text-align: right;">2</td></tr> <tr><td>34 Anthony Simonelli</td><td style="text-align: right;">2</td></tr> <tr><td>3. 5 tied at.....</td><td style="text-align: right;">1</td></tr> </table> <p>Catchers interference</p> <table border="0" style="width: 100%;"> <tr><td>1. 17 Cade Hunter</td><td style="text-align: right;">1</td></tr> </table>	1. 15 Nic Psimas	.000	47 Jonah Hurney	.000	45 Christian Worley	.000	4. 18 Xander Hamilton	.100	5. 51 Graham Firoved	.133	1. 6 tied at.....	1	1. 3 Chris Gerard	27	2. 30 Peyton Alford	25	3. 12 Shane Connolly	18	4. 16 Matthew Siverling	15	5. 2 tied at.....	14	1. 12 Shane Connolly	5	2. 16 Matthew Siverling	3	3. 7 tied at.....	1	1. 35 Ryan Metz	2	2. 16 Matthew Siverling	1	1. 35 Ryan Metz	2	2. 16 Matthew Siverling	1	1. 30 Peyton Alford	2	2. 34 Anthony Simonelli	1	44 Jackson Ritchey	1	1. 40 Henry Weycker	0	47 Jonah Hurney	0	15 Nic Psimas	0	45 Christian Worley	0	10 Nolan Wilson	0	1. 20 Grant Umberger	0	47 Jonah Hurney	0	45 Christian Worley	0	15 Nic Psimas	0	42 Ryan Gleason	0	1. 17 Cade Hunter	144	2. 7 TJ Rumfield	112	3. 8 Tanner Schobel	51	4 Fritz Genther	51	5. 26 Kevin Madden	40	1. 4 Fritz Genther	5	26 Kevin Madden	5	3. 38 Jaison Heard	2	31 Jack Hurley	2	8 Tanner Schobel	2	1. 41 Dayne Leonard	2	34 Anthony Simonelli	2	3. 5 tied at.....	1	1. 17 Cade Hunter	1	<p>Won-loss pct</p> <table border="0" style="width: 100%;"> <tr><td>1. 16 Matthew Siverling</td><td style="text-align: right;">1.000</td></tr> <tr><td>38 Jaison Heard</td><td style="text-align: right;">1.000</td></tr> <tr><td>34 Anthony Simonelli</td><td style="text-align: right;">1.000</td></tr> <tr><td>51 Graham Firoved</td><td style="text-align: right;">1.000</td></tr> <tr><td>5. 3 Chris Gerard</td><td style="text-align: right;">.667</td></tr> </table> <p>Saves</p> <table border="0" style="width: 100%;"> <tr><td>1. 12 Shane Connolly</td><td style="text-align: right;">4</td></tr> <tr><td>2. 38 Jaison Heard</td><td style="text-align: right;">1</td></tr> <tr><td>16 Matthew Siverling</td><td style="text-align: right;">1</td></tr> </table> <p>Appearances</p> <table border="0" style="width: 100%;"> <tr><td>1. 16 Matthew Siverling</td><td style="text-align: right;">7</td></tr> <tr><td>12 Shane Connolly</td><td style="text-align: right;">7</td></tr> <tr><td>22 Ryan Okuda</td><td style="text-align: right;">7</td></tr> <tr><td>38 Jaison Heard</td><td style="text-align: right;">7</td></tr> <tr><td>5. 27 Noah Johnson</td><td style="text-align: right;">6</td></tr> </table> <p>Games in relief</p> <table border="0" style="width: 100%;"> <tr><td>1. 38 Jaison Heard</td><td style="text-align: right;">7</td></tr> <tr><td>16 Matthew Siverling</td><td style="text-align: right;">7</td></tr> <tr><td>12 Shane Connolly</td><td style="text-align: right;">7</td></tr> <tr><td>4. 27 Noah Johnson</td><td style="text-align: right;">6</td></tr> <tr><td>5. 2 tied at.....</td><td style="text-align: right;">5</td></tr> </table> <p>Hit batters</p> <table border="0" style="width: 100%;"> <tr><td>1. 30 Peyton Alford</td><td style="text-align: right;">4</td></tr> <tr><td>2. 3 Chris Gerard</td><td style="text-align: right;">3</td></tr> <tr><td>34 Anthony Simonelli</td><td style="text-align: right;">3</td></tr> <tr><td>4. 44 Jackson Ritchey</td><td style="text-align: right;">2</td></tr> <tr><td>35 Ryan Metz</td><td style="text-align: right;">2</td></tr> </table> <p>Batters SO out looking</p> <table border="0" style="width: 100%;"> <tr><td>1. 3 Chris Gerard</td><td style="text-align: right;">10</td></tr> <tr><td>2. 30 Peyton Alford</td><td style="text-align: right;">7</td></tr> <tr><td>12 Shane Connolly</td><td style="text-align: right;">7</td></tr> <tr><td>4. 16 Matthew Siverling</td><td style="text-align: right;">4</td></tr> <tr><td>34 Anthony Simonelli</td><td style="text-align: right;">4</td></tr> </table> <p>Hits allowed</p> <table border="0" style="width: 100%;"> <tr><td>1. 47 Jonah Hurney</td><td style="text-align: right;">0</td></tr> <tr><td>15 Nic Psimas</td><td style="text-align: right;">0</td></tr> <tr><td>45 Christian Worley</td><td style="text-align: right;">0</td></tr> <tr><td>4. 42 Ryan Gleason</td><td style="text-align: right;">1</td></tr> <tr><td>10 Nolan Wilson</td><td style="text-align: right;">1</td></tr> </table> <p>Walks allowed</p> <table border="0" style="width: 100%;"> <tr><td>1. 46 Griffin Green</td><td style="text-align: right;">0</td></tr> <tr><td>47 Jonah Hurney</td><td style="text-align: right;">0</td></tr> <tr><td>45 Christian Worley</td><td style="text-align: right;">0</td></tr> <tr><td>4. 15 Nic Psimas</td><td style="text-align: right;">1</td></tr> <tr><td>42 Ryan Gleason</td><td style="text-align: right;">1</td></tr> </table> <p>Home runs allowed</p> <table border="0" style="width: 100%;"> <tr><td>1. 20 Grant Umberger</td><td style="text-align: right;">0</td></tr> <tr><td>47 Jonah Hurney</td><td style="text-align: right;">0</td></tr> <tr><td>45 Christian Worley</td><td style="text-align: right;">0</td></tr> <tr><td>15 Nic Psimas</td><td style="text-align: right;">0</td></tr> <tr><td>44 Jackson Ritchey</td><td style="text-align: right;">0</td></tr> </table> <p>Putouts</p> <table border="0" style="width: 100%;"> <tr><td>1. 17 Cade Hunter</td><td style="text-align: right;">136</td></tr> <tr><td>2. 7 TJ Rumfield</td><td style="text-align: right;">108</td></tr> <tr><td>3. 19 Gavin Cross</td><td style="text-align: right;">31</td></tr> <tr><td>4. 41 Dayne Leonard</td><td style="text-align: right;">26</td></tr> <tr><td>5. 2 tied at.....</td><td style="text-align: right;">20</td></tr> </table> <p>Fielding double plays</p> <table border="0" style="width: 100%;"> <tr><td>1. 7 TJ Rumfield</td><td style="text-align: right;">7</td></tr> <tr><td>2. 8 Tanner Schobel</td><td style="text-align: right;">6</td></tr> <tr><td>3. 19 Gavin Cross</td><td style="text-align: right;">3</td></tr> <tr><td>26 Kevin Madden</td><td style="text-align: right;">3</td></tr> <tr><td>5. 4 Fritz Genther</td><td style="text-align: right;">2</td></tr> </table> <p>Steal attempts against</p> <table border="0" style="width: 100%;"> <tr><td>1. 17 Cade Hunter</td><td style="text-align: right;">12</td></tr> <tr><td>2. 35 Ryan Metz</td><td style="text-align: right;">4</td></tr> <tr><td>3. 34 Anthony Simonelli</td><td style="text-align: right;">3</td></tr> <tr><td>22 Ryan Okuda</td><td style="text-align: right;">3</td></tr> <tr><td>41 Dayne Leonard</td><td style="text-align: right;">3</td></tr> </table>	1. 16 Matthew Siverling	1.000	38 Jaison Heard	1.000	34 Anthony Simonelli	1.000	51 Graham Firoved	1.000	5. 3 Chris Gerard	.667	1. 12 Shane Connolly	4	2. 38 Jaison Heard	1	16 Matthew Siverling	1	1. 16 Matthew Siverling	7	12 Shane Connolly	7	22 Ryan Okuda	7	38 Jaison Heard	7	5. 27 Noah Johnson	6	1. 38 Jaison Heard	7	16 Matthew Siverling	7	12 Shane Connolly	7	4. 27 Noah Johnson	6	5. 2 tied at.....	5	1. 30 Peyton Alford	4	2. 3 Chris Gerard	3	34 Anthony Simonelli	3	4. 44 Jackson Ritchey	2	35 Ryan Metz	2	1. 3 Chris Gerard	10	2. 30 Peyton Alford	7	12 Shane Connolly	7	4. 16 Matthew Siverling	4	34 Anthony Simonelli	4	1. 47 Jonah Hurney	0	15 Nic Psimas	0	45 Christian Worley	0	4. 42 Ryan Gleason	1	10 Nolan Wilson	1	1. 46 Griffin Green	0	47 Jonah Hurney	0	45 Christian Worley	0	4. 15 Nic Psimas	1	42 Ryan Gleason	1	1. 20 Grant Umberger	0	47 Jonah Hurney	0	45 Christian Worley	0	15 Nic Psimas	0	44 Jackson Ritchey	0	1. 17 Cade Hunter	136	2. 7 TJ Rumfield	108	3. 19 Gavin Cross	31	4. 41 Dayne Leonard	26	5. 2 tied at.....	20	1. 7 TJ Rumfield	7	2. 8 Tanner Schobel	6	3. 19 Gavin Cross	3	26 Kevin Madden	3	5. 4 Fritz Genther	2	1. 17 Cade Hunter	12	2. 35 Ryan Metz	4	3. 34 Anthony Simonelli	3	22 Ryan Okuda	3	41 Dayne Leonard	3
1. 10 Nolan Wilson	0.00																																																																																																																																																																																																																																																																																																																																			
40 Henry Weycker	0.00																																																																																																																																																																																																																																																																																																																																			
15 Nic Psimas	0.00																																																																																																																																																																																																																																																																																																																																			
47 Jonah Hurney	0.00																																																																																																																																																																																																																																																																																																																																			
45 Christian Worley	0.00																																																																																																																																																																																																																																																																																																																																			
1. 16 Matthew Siverling	2																																																																																																																																																																																																																																																																																																																																			
3 Chris Gerard	2																																																																																																																																																																																																																																																																																																																																			
22 Ryan Okuda	2																																																																																																																																																																																																																																																																																																																																			
4. 3 tied at.....	1																																																																																																																																																																																																																																																																																																																																			
1. 3 Chris Gerard	24.0																																																																																																																																																																																																																																																																																																																																			
2. 30 Peyton Alford	14.0																																																																																																																																																																																																																																																																																																																																			
34 Anthony Simonelli	14.0																																																																																																																																																																																																																																																																																																																																			
4. 16 Matthew Siverling	12.2																																																																																																																																																																																																																																																																																																																																			
12 Shane Connolly	12.2																																																																																																																																																																																																																																																																																																																																			
1. 3 Chris Gerard	4																																																																																																																																																																																																																																																																																																																																			
2. 34 Anthony Simonelli	3																																																																																																																																																																																																																																																																																																																																			
30 Peyton Alford	3																																																																																																																																																																																																																																																																																																																																			
4. 44 Jackson Ritchey	2																																																																																																																																																																																																																																																																																																																																			
22 Ryan Okuda	2																																																																																																																																																																																																																																																																																																																																			
1. 3 Chris Gerard	4																																																																																																																																																																																																																																																																																																																																			
18 Xander Hamilton	4																																																																																																																																																																																																																																																																																																																																			
12 Shane Connolly	4																																																																																																																																																																																																																																																																																																																																			
4. 44 Jackson Ritchey	3																																																																																																																																																																																																																																																																																																																																			
5. 3 tied at.....	2																																																																																																																																																																																																																																																																																																																																			
1. 35 Ryan Metz	2																																																																																																																																																																																																																																																																																																																																			
2. 20 Grant Umberger	1																																																																																																																																																																																																																																																																																																																																			
34 Anthony Simonelli	1																																																																																																																																																																																																																																																																																																																																			
10 Nolan Wilson	1																																																																																																																																																																																																																																																																																																																																			
1. 35 Ryan Metz	1																																																																																																																																																																																																																																																																																																																																			
20 Grant Umberger	1																																																																																																																																																																																																																																																																																																																																			
3 Chris Gerard	1																																																																																																																																																																																																																																																																																																																																			
38 Jaison Heard	1																																																																																																																																																																																																																																																																																																																																			
1. 40 Henry Weycker	0																																																																																																																																																																																																																																																																																																																																			
47 Jonah Hurney	0																																																																																																																																																																																																																																																																																																																																			
15 Nic Psimas	0																																																																																																																																																																																																																																																																																																																																			
45 Christian Worley	0																																																																																																																																																																																																																																																																																																																																			
10 Nolan Wilson	0																																																																																																																																																																																																																																																																																																																																			
1. 20 Grant Umberger	0																																																																																																																																																																																																																																																																																																																																			
47 Jonah Hurney	0																																																																																																																																																																																																																																																																																																																																			
45 Christian Worley	0																																																																																																																																																																																																																																																																																																																																			
15 Nic Psimas	0																																																																																																																																																																																																																																																																																																																																			
42 Ryan Gleason	0																																																																																																																																																																																																																																																																																																																																			
1. 19 Gavin Cross	1.000																																																																																																																																																																																																																																																																																																																																			
41 Dayne Leonard	1.000																																																																																																																																																																																																																																																																																																																																			
37 Jonah Seagears	1.000																																																																																																																																																																																																																																																																																																																																			
5 Gehrige Ebel	1.000																																																																																																																																																																																																																																																																																																																																			
99 Brennan Reback	1.000																																																																																																																																																																																																																																																																																																																																			
1. 8 Tanner Schobel	31																																																																																																																																																																																																																																																																																																																																			
2. 26 Kevin Madden	29																																																																																																																																																																																																																																																																																																																																			
3. 4 Fritz Genther	26																																																																																																																																																																																																																																																																																																																																			
4. 17 Cade Hunter	7																																																																																																																																																																																																																																																																																																																																			
5. 3 Chris Gerard	5																																																																																																																																																																																																																																																																																																																																			
1. 17 Cade Hunter	11																																																																																																																																																																																																																																																																																																																																			
2. 35 Ryan Metz	3																																																																																																																																																																																																																																																																																																																																			
22 Ryan Okuda	3																																																																																																																																																																																																																																																																																																																																			
4. 8 tied at.....	1																																																																																																																																																																																																																																																																																																																																			
1. 17 Cade Hunter	2																																																																																																																																																																																																																																																																																																																																			
5 Gehrige Ebel	2																																																																																																																																																																																																																																																																																																																																			
1. 15 Nic Psimas	.000																																																																																																																																																																																																																																																																																																																																			
47 Jonah Hurney	.000																																																																																																																																																																																																																																																																																																																																			
45 Christian Worley	.000																																																																																																																																																																																																																																																																																																																																			
4. 18 Xander Hamilton	.100																																																																																																																																																																																																																																																																																																																																			
5. 51 Graham Firoved	.133																																																																																																																																																																																																																																																																																																																																			
1. 6 tied at.....	1																																																																																																																																																																																																																																																																																																																																			
1. 3 Chris Gerard	27																																																																																																																																																																																																																																																																																																																																			
2. 30 Peyton Alford	25																																																																																																																																																																																																																																																																																																																																			
3. 12 Shane Connolly	18																																																																																																																																																																																																																																																																																																																																			
4. 16 Matthew Siverling	15																																																																																																																																																																																																																																																																																																																																			
5. 2 tied at.....	14																																																																																																																																																																																																																																																																																																																																			
1. 12 Shane Connolly	5																																																																																																																																																																																																																																																																																																																																			
2. 16 Matthew Siverling	3																																																																																																																																																																																																																																																																																																																																			
3. 7 tied at.....	1																																																																																																																																																																																																																																																																																																																																			
1. 35 Ryan Metz	2																																																																																																																																																																																																																																																																																																																																			
2. 16 Matthew Siverling	1																																																																																																																																																																																																																																																																																																																																			
1. 35 Ryan Metz	2																																																																																																																																																																																																																																																																																																																																			
2. 16 Matthew Siverling	1																																																																																																																																																																																																																																																																																																																																			
1. 30 Peyton Alford	2																																																																																																																																																																																																																																																																																																																																			
2. 34 Anthony Simonelli	1																																																																																																																																																																																																																																																																																																																																			
44 Jackson Ritchey	1																																																																																																																																																																																																																																																																																																																																			
1. 40 Henry Weycker	0																																																																																																																																																																																																																																																																																																																																			
47 Jonah Hurney	0																																																																																																																																																																																																																																																																																																																																			
15 Nic Psimas	0																																																																																																																																																																																																																																																																																																																																			
45 Christian Worley	0																																																																																																																																																																																																																																																																																																																																			
10 Nolan Wilson	0																																																																																																																																																																																																																																																																																																																																			
1. 20 Grant Umberger	0																																																																																																																																																																																																																																																																																																																																			
47 Jonah Hurney	0																																																																																																																																																																																																																																																																																																																																			
45 Christian Worley	0																																																																																																																																																																																																																																																																																																																																			
15 Nic Psimas	0																																																																																																																																																																																																																																																																																																																																			
42 Ryan Gleason	0																																																																																																																																																																																																																																																																																																																																			
1. 17 Cade Hunter	144																																																																																																																																																																																																																																																																																																																																			
2. 7 TJ Rumfield	112																																																																																																																																																																																																																																																																																																																																			
3. 8 Tanner Schobel	51																																																																																																																																																																																																																																																																																																																																			
4 Fritz Genther	51																																																																																																																																																																																																																																																																																																																																			
5. 26 Kevin Madden	40																																																																																																																																																																																																																																																																																																																																			
1. 4 Fritz Genther	5																																																																																																																																																																																																																																																																																																																																			
26 Kevin Madden	5																																																																																																																																																																																																																																																																																																																																			
3. 38 Jaison Heard	2																																																																																																																																																																																																																																																																																																																																			
31 Jack Hurley	2																																																																																																																																																																																																																																																																																																																																			
8 Tanner Schobel	2																																																																																																																																																																																																																																																																																																																																			
1. 41 Dayne Leonard	2																																																																																																																																																																																																																																																																																																																																			
34 Anthony Simonelli	2																																																																																																																																																																																																																																																																																																																																			
3. 5 tied at.....	1																																																																																																																																																																																																																																																																																																																																			
1. 17 Cade Hunter	1																																																																																																																																																																																																																																																																																																																																			
1. 16 Matthew Siverling	1.000																																																																																																																																																																																																																																																																																																																																			
38 Jaison Heard	1.000																																																																																																																																																																																																																																																																																																																																			
34 Anthony Simonelli	1.000																																																																																																																																																																																																																																																																																																																																			
51 Graham Firoved	1.000																																																																																																																																																																																																																																																																																																																																			
5. 3 Chris Gerard	.667																																																																																																																																																																																																																																																																																																																																			
1. 12 Shane Connolly	4																																																																																																																																																																																																																																																																																																																																			
2. 38 Jaison Heard	1																																																																																																																																																																																																																																																																																																																																			
16 Matthew Siverling	1																																																																																																																																																																																																																																																																																																																																			
1. 16 Matthew Siverling	7																																																																																																																																																																																																																																																																																																																																			
12 Shane Connolly	7																																																																																																																																																																																																																																																																																																																																			
22 Ryan Okuda	7																																																																																																																																																																																																																																																																																																																																			
38 Jaison Heard	7																																																																																																																																																																																																																																																																																																																																			
5. 27 Noah Johnson	6																																																																																																																																																																																																																																																																																																																																			
1. 38 Jaison Heard	7																																																																																																																																																																																																																																																																																																																																			
16 Matthew Siverling	7																																																																																																																																																																																																																																																																																																																																			
12 Shane Connolly	7																																																																																																																																																																																																																																																																																																																																			
4. 27 Noah Johnson	6																																																																																																																																																																																																																																																																																																																																			
5. 2 tied at.....	5																																																																																																																																																																																																																																																																																																																																			
1. 30 Peyton Alford	4																																																																																																																																																																																																																																																																																																																																			
2. 3 Chris Gerard	3																																																																																																																																																																																																																																																																																																																																			
34 Anthony Simonelli	3																																																																																																																																																																																																																																																																																																																																			
4. 44 Jackson Ritchey	2																																																																																																																																																																																																																																																																																																																																			
35 Ryan Metz	2																																																																																																																																																																																																																																																																																																																																			
1. 3 Chris Gerard	10																																																																																																																																																																																																																																																																																																																																			
2. 30 Peyton Alford	7																																																																																																																																																																																																																																																																																																																																			
12 Shane Connolly	7																																																																																																																																																																																																																																																																																																																																			
4. 16 Matthew Siverling	4																																																																																																																																																																																																																																																																																																																																			
34 Anthony Simonelli	4																																																																																																																																																																																																																																																																																																																																			
1. 47 Jonah Hurney	0																																																																																																																																																																																																																																																																																																																																			
15 Nic Psimas	0																																																																																																																																																																																																																																																																																																																																			
45 Christian Worley	0																																																																																																																																																																																																																																																																																																																																			
4. 42 Ryan Gleason	1																																																																																																																																																																																																																																																																																																																																			
10 Nolan Wilson	1																																																																																																																																																																																																																																																																																																																																			
1. 46 Griffin Green	0																																																																																																																																																																																																																																																																																																																																			
47 Jonah Hurney	0																																																																																																																																																																																																																																																																																																																																			
45 Christian Worley	0																																																																																																																																																																																																																																																																																																																																			
4. 15 Nic Psimas	1																																																																																																																																																																																																																																																																																																																																			
42 Ryan Gleason	1																																																																																																																																																																																																																																																																																																																																			
1. 20 Grant Umberger	0																																																																																																																																																																																																																																																																																																																																			
47 Jonah Hurney	0																																																																																																																																																																																																																																																																																																																																			
45 Christian Worley	0																																																																																																																																																																																																																																																																																																																																			
15 Nic Psimas	0																																																																																																																																																																																																																																																																																																																																			
44 Jackson Ritchey	0																																																																																																																																																																																																																																																																																																																																			
1. 17 Cade Hunter	136																																																																																																																																																																																																																																																																																																																																			
2. 7 TJ Rumfield	108																																																																																																																																																																																																																																																																																																																																			
3. 19 Gavin Cross	31																																																																																																																																																																																																																																																																																																																																			
4. 41 Dayne Leonard	26																																																																																																																																																																																																																																																																																																																																			
5. 2 tied at.....	20																																																																																																																																																																																																																																																																																																																																			
1. 7 TJ Rumfield	7																																																																																																																																																																																																																																																																																																																																			
2. 8 Tanner Schobel	6																																																																																																																																																																																																																																																																																																																																			
3. 19 Gavin Cross	3																																																																																																																																																																																																																																																																																																																																			
26 Kevin Madden	3																																																																																																																																																																																																																																																																																																																																			
5. 4 Fritz Genther	2																																																																																																																																																																																																																																																																																																																																			
1. 17 Cade Hunter	12																																																																																																																																																																																																																																																																																																																																			
2. 35 Ryan Metz	4																																																																																																																																																																																																																																																																																																																																			
3. 34 Anthony Simonelli	3																																																																																																																																																																																																																																																																																																																																			
22 Ryan Okuda	3																																																																																																																																																																																																																																																																																																																																			
41 Dayne Leonard	3																																																																																																																																																																																																																																																																																																																																			

MISCELLANEOUS



2021 VT Baseball
Miscellaneous Stats for Virginia Tech (as of Mar 16, 2021)
(All games)



Multiple Hit Games	2	3	4	5+	Total	Multiple RBI Games	2	3	4	5+	Total
7 TJ Rumfield	7	2	-	-	9	8 Tanner Schobel	4	1	1	-	6
19 Gavin Cross	5	1	1	-	7	19 Gavin Cross	2	2	-	-	4
26 Kevin Madden	5	-	1	-	6	26 Kevin Madden	3	-	-	-	3
8 Tanner Schobel	4	-	-	-	4	7 TJ Rumfield	2	-	-	1	3
31 Jack Hurley	3	-	-	-	3	31 Jack Hurley	2	1	-	-	3
11 Cade Swisher	3	-	-	-	3	17 Cade Hunter	2	1	-	-	3
17 Cade Hunter	2	-	-	-	2	32 Lucas Donlon	1	1	-	-	2
23 Tanner Thomas	2	-	-	-	2	11 Cade Swisher	2	-	-	-	2
29 Carson Jones	2	-	-	-	2	33 Nick Holesa	1	-	-	-	1
4 Fritz Genther	-	1	-	-	1	41 Dayne Leonard	-	1	-	-	1
TEAM	33	4	2	0	39	TEAM	19	7	1	1	28

Hitting Streaks	Longest	Current
8 Tanner Schobel	8	1
7 TJ Rumfield	7	7
26 Kevin Madden	7	-
19 Gavin Cross	5	5
31 Jack Hurley	4	-
23 Tanner Thomas	4	-
17 Cade Hunter	3	-
11 Cade Swisher	2	2
37 Jonah Seagears	2	1
4 Fritz Genther	2	2
29 Carson Jones	2	-
32 Lucas Donlon	2	1
41 Dayne Leonard	1	-
33 Nick Holesa	1	1
5 Gehrig Ebel	1	-

Reached Base Streaks	Longest	Current
7 TJ Rumfield	15	15
8 Tanner Schobel	9	1
19 Gavin Cross	9	9
26 Kevin Madden	8	1
23 Tanner Thomas	7	1
17 Cade Hunter	6	6
31 Jack Hurley	5	4
37 Jonah Seagears	5	1
11 Cade Swisher	2	2
4 Fritz Genther	2	2
32 Lucas Donlon	2	1
99 Brennan Reback	2	-
41 Dayne Leonard	2	-
29 Carson Jones	2	-
33 Nick Holesa	1	1

STARTERS SUMMARY

Player	GS	Position											Batting Order												
		p	c	1b	2b	3b	ss	lf	cf	rf	of	dh	1st	2nd	3rd	4th	5th	6th	7th	8th	9th				
8 Tanner Schobel	15	.	.	.	14	.	1	1	.	5	.	2	7	.	.	
26 Kevin Madden	15	15	3	7	5
7 TJ Rumfield	15	.	.	13	2	.	.	12	3	
19 Gavin Cross	14	.	.	2	10	.	2	.	.	14	
4 Fritz Genther	14	14	1	13	
37 Jonah Seagear	13	10	.	3	2	.	.	.	3	4	3	1	.	
31 Jack Hurley	12	12	10	2	.	.	
17 Cade Hunter	11	.	11	1	10	
23 Tanner Thoma	9	5	4	6	.	3	.	
11 Cade Swisher	7	7	1	6	.	.	
3 Chris Gerard	4	4	
99 Brennan Rebac	3	3	2	1	
41 Dayne Leonard	3	.	3	3	
30 Peyton Alford	3	3	
34 Anthony Simon	3	3	
29 Carson Jones	2	2	1	1	.	.	
22 Ryan Okuda	2	2	
44 Jackson Ritche	2	2	
5 Gehrig Ebel	1	.	1	1	



2021 VT Baseball
Miscellaneous Stats for Virginia Tech (as of Mar 16, 2021)
(All games)

**Starting Lineup By Position
(Team W-L record when starter)**

PITCHER:		
3 Chris Gerard	4	(3-1)
30 Peyton Alford	3	(2-1)
34 Anthony Simonelli	3	(2-1)
22 Ryan Okuda	2	(2-0)
44 Jackson Ritchey	2	(0-2)
35 Ryan Metz	1	(0-1)
CATCHER:		
17 Cade Hunter	11	(7-4)
41 Dayne Leonard	3	(2-1)
5 Gehrig Ebel	1	(0-1)
FIRST BASE:		
7 TJ Rumfield	13	(7-6)
19 Gavin Cross	2	(2-0)
SECOND BASE:		
8 Tanner Schobel	14	(8-6)
32 Lucas Donlon	1	(1-0)
THIRD BASE:		
26 Kevin Madden	15	(9-6)
SHORTSTOP:		
4 Fritz Genther	14	(8-6)
8 Tanner Schobel	1	(1-0)
LEFT FIELD:		
37 Jonah Seagears	10	(6-4)
23 Tanner Thomas	5	(3-2)
CENTER FIELD:		
31 Jack Hurley	12	(7-5)
99 Brennan Reback	3	(2-1)
RIGHT FIELD:		
19 Gavin Cross	10	(6-4)
37 Jonah Seagears	3	(3-0)
29 Carson Jones	2	(0-2)
DESIGNATED HITTER:		
11 Cade Swisher	7	(4-3)
23 Tanner Thomas	4	(2-2)
7 TJ Rumfield	2	(2-0)
19 Gavin Cross	2	(1-1)

**Starting Lineup By Lineup Spot
(Team W-L record when starter)**

LEADOFF:		
31 Jack Hurley	10	(7-3)
37 Jonah Seagears	2	(0-2)
99 Brennan Reback	2	(2-0)
29 Carson Jones	1	(0-1)
2ND SPOT:		
19 Gavin Cross	14	(9-5)
8 Tanner Schobel	1	(0-1)
3RD SPOT:		
7 TJ Rumfield	12	(6-6)
26 Kevin Madden	3	(3-0)
CLEANUP:		
26 Kevin Madden	7	(4-3)
8 Tanner Schobel	5	(2-3)
7 TJ Rumfield	3	(3-0)
5TH SPOT:		
23 Tanner Thomas	6	(4-2)
26 Kevin Madden	5	(2-3)
37 Jonah Seagears	3	(3-0)
11 Cade Swisher	1	(0-1)
6TH SPOT:		
11 Cade Swisher	6	(4-2)
37 Jonah Seagears	4	(4-0)
8 Tanner Schobel	2	(1-1)
31 Jack Hurley	2	(0-2)
29 Carson Jones	1	(0-1)
7TH SPOT:		
8 Tanner Schobel	7	(6-1)
37 Jonah Seagears	3	(1-2)
23 Tanner Thomas	3	(1-2)
17 Cade Hunter	1	(1-0)
4 Fritz Genther	1	(0-1)
8TH SPOT:		
17 Cade Hunter	10	(6-4)
41 Dayne Leonard	3	(2-1)
5 Gehrig Ebel	1	(0-1)
37 Jonah Seagears	1	(1-0)
9TH SPOT:		
4 Fritz Genther	1	(0-1)

GAME HIGHS



2021 VT Baseball
 Season Game Highs for Virginia Tech (as of Mar 16, 2021)
 (All games)

TEAM GAME HIGHS

Batting

At bats:	41	-	vs VCU (Mar 09, 2021)
Runs scored:	22	-	vs Radford (Feb 23, 2021)
Hits:	16	-	vs Radford (Feb 23, 2021)
RBIs:	18	-	vs Radford (Feb 23, 2021)
Doubles:	5	-	vs Radford (Feb 23, 2021)
Triples:	1	-	(4 times)
Home runs:	3	-	vs Radford (Feb 23, 2021)
Total bases:	30	-	vs Radford (Feb 23, 2021)
Walks:	8	-	vs VCU (Mar 09, 2021)
Strikeouts:	14	-	vs Florida State (Mar 12, 2021)
Sac hits:	1	-	at Miami (FL) (Feb 26, 2021)
Sac flies:	3	-	vs Radford (Feb 23, 2021)
Stolen bases:	2	-	(4 times)
Hit by pitch:	6	-	vs Radford (Feb 23, 2021)
Caught stealing:	4	-	vs UNCG (Mar 16, 2021)
Runners LOB:	15	-	vs VCU (Mar 09, 2021)
Hit into DP:	2	-	at Miami (FL) (Feb 27, 2021)
	2	-	vs North Carolina (Mar 05, 2021)
	2	-	vs UNCG (Mar 16, 2021)

Fielding

Putouts:	27	-	(14 times)
Assists:	15	-	at Miami (FL) (Feb 26, 2021)
Errors:	3	-	vs North Carolina (Mar 07, 2021)
	3	-	vs Florida State (Mar 14, 2021)
Passed balls:	2	-	vs VCU (Mar 10, 2021)
DPs turned:	2	-	vs Radford (Feb 23, 2021)

Pitching

Innings pitched:	9.0	-	(14 times)
Runs allowed:	14	-	vs Florida State (Mar 14, 2021)
Earned runs:	11	-	vs Florida State (Mar 14, 2021)
Walks allowed:	8	-	vs North Carolina (Mar 07, 2021)
Strikeouts:	21	-	vs North Carolina (Mar 05, 2021)
Hits allowed:	18	-	vs Florida State (Mar 14, 2021)
Doubles allowed:	4	-	(4 times)
Triples allowed:	1	-	vs Radford (Feb 23, 2021)
	1	-	vs VCU (Mar 10, 2021)
Homers allowed:	4	-	vs Florida State (Mar 14, 2021)
Wild pitches:	7	-	vs UNCG (Mar 16, 2021)
Hit batters:	3	-	vs Kent State (Feb 21, 2021)
	3	-	vs North Carolina (Mar 07, 2021)
	3	-	vs Florida State (Mar 14, 2021)

GAME HIGHS



2021 VT Baseball
 Season Game Highs for Virginia Tech (as of Mar 16, 2021)
 (All games)

INDIVIDUAL GAME HIGHS

Batting

At bats:	6	- Kevin Madden vs VCU (Mar 09, 2021)
	6	- Jack Hurley vs VCU (Mar 09, 2021)
Runs scored:	4	- TJ Rumfield vs Radford (Feb 23, 2021)
Hits:	4	- Kevin Madden vs VCU (Mar 09, 2021)
	4	- Gavin Cross vs VCU (Mar 10, 2021)
RBI:	5	- TJ Rumfield vs Radford (Feb 23, 2021)
Doubles:	2	- Gavin Cross vs North Carolina (Mar 05, 2021)
	2	- Tanner Schobel vs VCU (Mar 10, 2021)
	2	- Carson Jones vs Florida State (Mar 14, 2021)
Triples:	1	- (4 times)
Home runs:	2	- TJ Rumfield vs Radford (Feb 23, 2021)
Total bases:	10	- TJ Rumfield vs Radford (Feb 23, 2021)
Walks:	3	- Cade Swisher vs Kent State (Feb 21, 2021)
	3	- Jonah Seagears vs North Carolina (Mar 06, 2021)
Strikeouts:	3	- (5 times)
Sac hits:	1	- Jonah Seagears at Miami (FL) (Feb 26, 2021)
	1	- Jack Hurley vs UNCG (Mar 16, 2021)
Sac flies:	2	- Tanner Schobel vs Radford (Feb 23, 2021)
Stolen bases:	2	- Fritz Genther vs Kent State (Feb 21, 2021)
	2	- Jonah Seagears at Miami (FL) (Feb 26, 2021)
	2	- Gavin Cross vs VCU (Mar 10, 2021)
Hit by pitch:	2	- Gavin Cross vs North Carolina (Mar 07, 2021)
	2	- Gavin Cross vs Florida State (Mar 13, 2021)
Caught stealing:	1	- (11 times)
Runners LOB:	6	- Jack Hurley vs VCU (Mar 09, 2021)

Fielding

Putouts:	21	- Cade Hunter vs North Carolina (Mar 05, 2021)
Assists:	6	- Kevin Madden vs Kent State (Feb 21, 2021)
Errors:	2	- Kevin Madden vs North Carolina (Mar 07, 2021)
Passed balls:	2	- Gehrig Ebel vs VCU (Mar 10, 2021)

Pitching

Innings pitched:	7.0	- Chris Gerard vs Florida State (Mar 13, 2021)
Runs allowed:	5	- Anthony Simonelli vs North Carolina (Mar 07, 2021)
Earned runs:	5	- Anthony Simonelli vs North Carolina (Mar 07, 2021)
Walks allowed:	5	- Anthony Simonelli at Miami (FL) (Feb 28, 2021)
Strikeouts:	10	- Peyton Alford vs North Carolina (Mar 05, 2021)
	10	- Peyton Alford vs Florida State (Mar 12, 2021)
Hits allowed:	8	- Chris Gerard vs North Carolina (Mar 06, 2021)
Doubles allowed:	3	- Chris Gerard vs Kent State (Feb 21, 2021)
Triples allowed:	1	- Ryan Metz vs Radford (Feb 23, 2021)
	1	- Jackson Ritchey vs VCU (Mar 10, 2021)
Homers allowed:	2	- Ryan Metz vs Florida State (Mar 14, 2021)
Wild pitches:	4	- Xander Hamilton vs UNCG (Mar 16, 2021)
Hit batters:	2	- Anthony Simonelli vs Kent State (Feb 21, 2021)

SUMMARY



2021 VT Baseball
Games Summary for Virginia Tech (as of Mar 16, 2021)
(All games)



Score by innings	1	2	3	4	5	6	7	8	9	Total
Virginia Tech	9	16	15	2	16	14	15	12	6	105
Opponents	14	13	7	10	6	12	10	5	5	82

Record when ...

Overall	9-6	After 6 leading	7-1
Conference	5-4 trailing	1-5
Non-Conference	4-2 tied	1-0
Home games	7-5	After 7 leading	8-1
Away games	2-1 trailing	0-5
Neutral site	0-0 tied	1-0
Day games	8-5	After 8 leading	8-0
Night games	1-1 trailing	0-6
vs Left starter	3-1 tied	1-0
vs Right starter	6-5		
1-Run games	1-0	Hit 0 home runs	1-3
2-Run games	3-1	... 1 home run	4-1
5+Run games	3-2	... 2+ home runs	4-2
Extra innings	0-0		
Shutouts	1-1	Opponent 0 home runs	5-2
	 1 home run	3-2
Scoring 0-2 runs	0-2 2+ HRs	1-2
..... 3-5 runs	3-1		
..... 6-9 runs	3-3	Made 0 errors	3-1
..... 10+ runs	3-0	... 1 error	3-1
		... 2+ errors	3-4
Opponent 0-2 runs	4-0		
..... 3-5 runs	2-1	Opp. made 0 errors	5-2
..... 6-9 runs	3-3 1 error	0-1
..... 10+ runs	0-2 2+ errors	4-3
Scored in 1st inning	4-2	Out-hit opponent	5-1
Opp. scored in 1st	4-3	Out-hit by opponent	2-5
Scores first	3-2	Hits are tied	2-0
Opp. scores first	6-4		

Record when team scores:

Runs	0	1	2	3	4	5	6	7	8	9	10+
W-L	0-1	0-0	0-1	1-0	0-1	2-0	1-1	0-2	0-0	2-0	3-0

Record when opponent scores:

Runs	0	1	2	3	4	5	6	7	8	9	10+
W-L	1-0	1-0	2-0	1-1	1-0	0-0	2-1	0-1	0-0	1-1	0-2

Record when leading after:

Inn.	1	2	3	4	5	6	7	8
W-L	3-2	4-2	5-1	4-1	6-1	7-1	8-1	8-0

Record when trailing after:

Inn.	1	2	3	4	5	6	7	8
W-L	3-3	2-4	2-3	2-3	2-3	1-5	0-5	0-6

Record when tied after:

Inn.	1	2	3	4	5	6	7	8
W-L	3-1	3-0	2-2	3-2	1-2	1-0	1-0	1-0

Current losing streak: 2
Longest winning streak: 4
Longest losing streak: 2

Home attendance : 8965 (12 dates avg = 747)
Away attendance : 1909 (3 dates avg = 636)
Total attendance: 10874 (15 dates avg = 724)

PLAYER STATS

#34 Anthony Simonelli - 3 appearances (All games)

Date	Opponent	GS	IP	H	R	ER	BB	SO	2B	3B	HR	WP	BK	HBP	IBB	Score	W-L	Sv	ERA	NP
Feb 21	KENT STATE-2	*	5.1	3	1	1	0	4	0	0	0	0	0	2	0	9-2	1-0	0	1.69	85
Feb 28	at Miami (FL)	*	4.2	4	4	2	5	4	0	0	1	0	0	0	1	9-6	1-0	0	2.70	94
Mar 07	NORTH CAROLINA	*	4.0	6	5	5	2	6	2	0	0	0	0	0	0	6-9	1-0	0	5.14	79
Totals		3	14.0	13	10	8	7	14	2	0	1	0	0	3	1	24-17	1-0	0	5.14	-

#9 Brennan Reback - 9 games (All games)

Date	Opponent	Pos	AB	R	H	RBI	2B	3B	HR	BB	SB	CS	HBP	SAC	SF	GDP	K	PO	A	E	Avg
Feb 21	KENT STATE-1	*of	3	1	0	0	0	0	0	1	1	0	0	0	0	0	1	2	0	0	.000
Feb 21	KENT STATE-2	of	0	0	0	0	0	0	0	0	0	0	0	0	0	0	0	0	0	0	.000
Feb 23	RADFORD	ph/of	0	2	0	0	0	0	0	1	0	0	1	0	0	0	0	2	0	0	.000
Feb 26	at Miami (FL)	*of	3	0	0	0	0	0	0	0	0	0	0	0	0	0	3	0	0	0	.000
Feb 28	at Miami (FL)	of	0	0	0	0	0	0	0	0	0	0	0	0	0	0	0	0	0	0	.000
Mar 05	NORTH CAROLINA	of	0	0	0	0	0	0	0	0	0	0	0	0	0	0	0	0	0	0	.000
Mar 07	NORTH CAROLINA	of	0	0	0	0	0	0	0	0	0	0	0	0	0	0	0	0	0	0	.000
Mar 09	VCU	pr	0	0	0	0	0	0	0	0	0	0	0	0	0	0	0	0	0	0	.000
Mar 10	VCU	*of	0	0	0	0	0	0	0	0	0	0	0	0	0	0	0	1	0	0	.000
Totals		3gs	6	3	0	0	0	0	0	2	1	0	1	0	0	0	4	5	0	0	.000

On base pct. .333 • Slugging pct. .000

#3 Chris Gerard - 3 games (All games)

Date	Opponent	Pos	AB	R	H	RBI	2B	3B	HR	BB	SB	CS	HBP	SAC	SF	GDP	K	PO	A	E	Avg
Feb 27	at Miami (FL)	*p	0	0	0	0	0	0	0	0	0	0	0	0	0	0	0	0	1	0	.000
Mar 06	NORTH CAROLINA	*p	0	0	0	0	0	0	0	0	0	0	0	0	0	0	0	0	2	0	.000
Mar 13	FLORIDA STATE	*p	0	0	0	0	0	0	0	0	0	0	0	0	0	0	0	0	2	0	.000
Totals		3gs	0	0	0	0	0	0	0	0	0	0	0	0	0	0	0	0	5	0	.000

On base pct. .000 • Slugging pct. .000

#3 Chris Gerard - 4 appearances (All games)

Date	Opponent	GS	IP	H	R	ER	BB	SO	2B	3B	HR	WP	BK	HBP	IBB	Score	W-L	Sv	ERA	NP
Feb 21	KENT STATE-1	*	6.0	4	1	1	2	7	3	0	0	1	0	0	0	3-1	1-0	0	1.50	85
Feb 27	at Miami (FL)	*	6.0	6	3	3	2	4	0	0	0	2	0	1	0	0-3	1-1	0	3.00	97
Mar 06	NORTH CAROLINA	*	5.0	8	3	3	2	8	0	0	1	1	0	1	0	6-4	1-1	0	3.71	102
Mar 13	FLORIDA STATE	*	7.0	2	0	0	2	8	0	0	0	0	0	1	0	5-0	2-1	0	2.62	112
Totals		4	24.0	20	7	7	8	27	3	0	1	4	0	3	0	14-8	2-1	0	2.62	-

#17 Cade Hunter - 13 games (All games)

Date	Opponent	Pos	AB	R	H	RBI	2B	3B	HR	BB	SB	CS	HBP	SAC	SF	GDP	K	PO	A	E	Avg
Feb 21	KENT STATE-1	*c	3	0	0	0	0	0	0	0	0	0	0	0	0	0	2	9	1	0	.000
Feb 23	RADFORD	*c	3	1	1	3	0	0	1	0	0	0	1	0	0	0	0	10	0	0	.167
Feb 26	at Miami (FL)	*c	4	1	1	2	0	0	1	0	0	0	0	0	0	0	2	11	1	0	.200
Feb 27	at Miami (FL)	*c	3	0	0	0	0	0	0	0	0	0	0	0	0	0	1	7	0	0	.154
Feb 28	at Miami (FL)	ph/c	2	0	0	0	0	0	0	0	0	0	1	0	0	0	0	4	0	0	.133
Mar 05	NORTH CAROLINA	*c	4	1	2	2	0	0	1	0	0	0	0	0	0	0	1	21	0	0	.211
Mar 06	NORTH CAROLINA	*c	3	0	0	1	0	0	0	0	0	0	0	0	1	0	0	14	1	0	.182
Mar 09	VCU	*c	4	1	2	1	0	0	0	1	0	0	0	0	0	0	1	13	1	1	.231
Mar 10	VCU	c	2	0	1	0	0	0	0	0	0	0	0	0	0	0	0	7	1	0	.250
Mar 12	FLORIDA STATE	*c	4	0	1	0	0	0	0	0	0	0	0	0	0	0	3	14	1	0	.250
Mar 13	FLORIDA STATE	*c	3	0	0	0	0	0	0	0	0	0	1	0	0	0	2	10	0	0	.229
Mar 14	FLORIDA STATE	*c	2	1	0	0	0	0	0	1	0	0	0	0	0	0	0	7	0	0	.216
Mar 16	UNCG	*c	3	0	0	0	0	0	0	1	0	0	0	0	0	1	1	9	1	0	.200
Totals		11gs	40	5	8	9	0	0	3	3	0	0	3	0	1	1	13	136	7	1	.200

On base pct. .298 • Slugging pct. .425

PLAYER STATS

#29 Carson Jones - 7 games (All games)

Date	Opponent	Pos	AB	R	H	RBI	2B	3B	HR	BB	SB	CS	HBP	SAC	SF	GDP	K	PO	A	E	Avg
Feb 21	KENT STATE-2	ph	1	0	1	1	0	0	0	0	0	0	0	0	0	0	0	0	0	0	1.000
Feb 23	RADFORD	pr/dh	2	2	2	1	1	0	0	1	0	0	0	0	0	0	0	0	0	0	1.000
Mar 10	VCU	of	1	0	0	0	0	0	0	0	0	0	0	0	0	0	1	2	0	0	.750
Mar 12	FLORIDA STATE	ph	1	0	0	0	0	0	0	0	0	0	0	0	0	0	0	0	0	0	.600
Mar 13	FLORIDA STATE	ph/of	1	0	0	1	0	0	0	0	0	0	0	0	1	1	0	0	0	0	.500
Mar 14	FLORIDA STATE	*of	3	1	2	0	2	0	0	1	0	0	0	0	0	0	0	1	0	0	.556
Mar 16	UNCG	*of	4	0	0	0	0	0	0	0	0	0	0	0	0	0	0	1	0	0	.385
Totals		2gs	13	3	5	3	3	0	0	2	0	0	0	0	1	1	1	4	0	0	.385

On base pct. .438 • Slugging pct. .615

#11 Cade Swisher - 9 games (All games)

Date	Opponent	Pos	AB	R	H	RBI	2B	3B	HR	BB	SB	CS	HBP	SAC	SF	GDP	K	PO	A	E	Avg
Feb 21	KENT STATE-1	*dh	1	1	0	1	0	0	0	3	0	0	0	0	0	0	0	0	0	0	.000
Feb 21	KENT STATE-2	*dh	2	0	0	2	0	0	0	1	0	0	0	0	1	0	0	0	0	0	.000
Feb 23	RADFORD	*dh	2	0	0	0	0	0	0	0	0	0	0	0	0	0	1	0	0	0	.000
Mar 07	NORTH CAROLINA	ph/dh	3	0	0	0	0	0	0	0	0	0	0	0	0	0	2	0	0	0	.000
Mar 09	VCU	*dh	4	1	2	2	1	0	0	1	0	0	0	0	0	0	2	0	0	0	.167
Mar 10	VCU	*dh	1	0	0	0	0	0	0	1	0	0	0	0	0	0	0	0	0	0	.154
Mar 12	FLORIDA STATE	*dh	3	0	0	0	0	0	0	0	0	0	0	0	0	0	1	0	0	0	.125
Mar 14	FLORIDA STATE	ph/of	2	0	2	0	1	0	0	0	0	0	0	0	0	0	0	0	0	0	.222
Mar 16	UNCG	*dh	3	0	2	1	1	0	0	1	0	1	0	0	0	0	1	0	0	0	.286
Totals		7gs	21	2	6	6	3	0	0	7	0	1	0	0	1	0	7	0	0	0	.286

On base pct. .448 • Slugging pct. .429

#45 Christian Worley - 1 appearance (All games)

Date	Opponent	GS	IP	H	R	ER	BB	SO	2B	3B	HR	WP	BK	HBP	IBB	Score	W-L	Sv	ERA	NP
Mar 16	UNCG		0.2	0	0	0	0	2	0	0	0	0	0	0	0	2-7	0-0	0	0.00	6
Totals		0	0.2	0	0	0	0	2	0	0	0	0	0	0	0	2-7	0-0	0	0.00	-

#41 Dayne Leonard - 6 games (All games)

Date	Opponent	Pos	AB	R	H	RBI	2B	3B	HR	BB	SB	CS	HBP	SAC	SF	GDP	K	PO	A	E	Avg
Feb 21	KENT STATE-2	*c	3	1	0	0	0	0	0	1	0	0	0	0	0	0	2	8	1	0	.000
Feb 23	RADFORD	ph/3b	1	2	1	3	1	0	0	0	0	0	1	0	0	0	0	0	0	0	.250
Feb 28	at Miami (FL)	*c	2	0	0	0	0	0	0	0	0	0	0	0	0	0	1	3	2	0	.167
Mar 07	NORTH CAROLINA	*c	3	0	0	0	0	0	0	1	0	0	0	0	0	0	3	13	1	0	.111
Mar 12	FLORIDA STATE	2b	0	0	0	0	0	0	0	0	0	0	0	0	0	0	0	1	0	0	.111
Mar 14	FLORIDA STATE	c	1	0	0	1	0	0	0	0	0	0	0	0	0	0	0	1	0	0	.100
Totals		3gs	10	3	1	4	1	0	0	2	0	0	1	0	0	0	6	26	4	0	.100

On base pct. .308 • Slugging pct. .200

PLAYER STATS

#4 Fritz Genter - 15 games (All games)

Date	Opponent	Pos	AB	R	H	RBI	2B	3B	HR	BB	SB	CS	HBP	SAC	SF	GDP	K	PO	A	E	Avg
Feb 21	KENT STATE-1	*ss	3	0	0	0	0	0	0	0	0	0	0	0	0	0	1	0	3	0	.000
Feb 21	KENT STATE-2	*ss	2	1	0	0	0	0	0	2	2	0	0	0	0	0	0	1	0	0	.000
Feb 23	RADFORD	*ss	5	3	3	0	0	0	0	1	0	0	0	0	0	0	1	0	2	1	.300
Feb 26	at Miami (FL)	*ss	3	0	0	0	0	0	0	0	0	0	0	0	0	0	1	2	4	0	.231
Feb 27	at Miami (FL)	*ss	3	0	0	0	0	0	0	0	0	0	0	0	0	0	2	4	4	0	.188
Feb 28	at Miami (FL)	*ss	5	1	1	1	0	0	1	0	0	1	0	0	0	0	3	2	1	1	.190
Mar 05	NORTH CAROLINA	*ss	4	1	1	0	0	0	0	0	0	0	0	0	0	0	1	0	1	0	.200
Mar 06	NORTH CAROLINA	*ss	4	0	0	0	0	0	0	0	0	0	0	0	0	0	1	2	2	1	.172
Mar 07	NORTH CAROLINA	*ss	1	1	0	0	0	0	0	2	0	0	1	0	0	0	0	1	1	1	.167
Mar 09	VCU	ss	0	0	0	0	0	0	0	0	0	0	0	0	0	0	0	0	0	0	.167
Mar 10	VCU	*ss	5	0	1	1	1	0	0	0	0	0	0	0	0	0	2	1	1	1	.171
Mar 12	FLORIDA STATE	*ss	2	0	0	1	0	0	0	0	0	0	0	0	1	0	2	1	0	0	.162
Mar 13	FLORIDA STATE	*ss	4	1	1	0	1	0	0	0	1	0	0	0	0	0	1	2	3	0	.171
Mar 14	FLORIDA STATE	*ss	5	0	1	0	0	0	0	0	0	0	0	0	0	0	2	2	3	0	.174
Mar 16	UNCG	*ss	0	0	0	0	0	0	0	0	0	0	0	0	0	0	0	1	1	0	.174
Totals		14gs	46	8	8	3	2	0	1	5	3	1	1	0	1	0	15	20	26	5	.174

On base pct. .264 • Slugging pct. .283

#19 Gavin Cross - 14 games (All games)

Date	Opponent	Pos	AB	R	H	RBI	2B	3B	HR	BB	SB	CS	HBP	SAC	SF	GDP	K	PO	A	E	Avg
Feb 21	KENT STATE-1	*of	4	0	0	0	0	0	0	0	0	0	0	0	0	0	1	3	0	0	.000
Feb 21	KENT STATE-2	*of	4	2	2	3	0	0	1	0	0	0	0	0	1	0	1	7	0	0	.250
Feb 23	RADFORD	*of	4	2	2	2	1	0	0	0	0	0	1	0	1	0	0	1	0	0	.333
Feb 26	at Miami (FL)	*1b	4	1	1	0	0	1	0	0	0	0	0	0	0	0	0	6	1	0	.312
Feb 27	at Miami (FL)	*of	4	0	0	0	0	0	0	0	0	0	0	0	0	0	2	0	0	0	.250
Feb 28	at Miami (FL)	*of	4	2	2	2	0	0	1	1	0	0	0	0	0	0	0	3	0	0	.292
Mar 05	NORTH CAROLINA	*1b	5	2	3	1	2	0	0	0	0	0	0	0	0	0	1	2	1	0	.345
Mar 06	NORTH CAROLINA	*of	2	1	0	0	0	0	0	2	0	1	0	0	0	0	0	0	0	0	.323
Mar 07	NORTH CAROLINA	*of	2	2	0	0	0	0	0	1	0	0	2	0	0	0	1	3	1	0	.303
Mar 09	VCU	*of	5	1	1	0	1	0	0	1	0	1	0	0	0	0	0	1	1	0	.289
Mar 10	VCU	*of	5	3	4	0	0	1	0	0	2	0	0	0	0	0	0	1	0	0	.349
Mar 12	FLORIDA STATE	*of	5	1	2	1	0	0	1	0	0	0	0	0	0	0	1	4	0	0	.354
Mar 13	FLORIDA STATE	*dh	2	1	1	0	0	0	0	0	0	0	2	0	0	0	1	0	0	0	.360
Mar 14	FLORIDA STATE	*dh	2	1	2	3	0	0	1	1	0	1	0	0	1	0	0	0	0	0	.385
Totals		14gs	52	19	20	12	4	2	4	6	2	3	5	0	3	0	8	31	4	0	.385

On base pct. .470 • Slugging pct. .769

#5 Gehrig Ebel - 5 games (All games)

Date	Opponent	Pos	AB	R	H	RBI	2B	3B	HR	BB	SB	CS	HBP	SAC	SF	GDP	K	PO	A	E	Avg
Feb 23	RADFORD	ph/c	2	0	1	1	0	0	0	0	0	0	0	0	0	0	1	3	0	0	.500
Mar 05	NORTH CAROLINA	pr	0	0	0	0	0	0	0	0	0	0	0	0	0	0	0	0	0	0	.500
Mar 10	VCU	*c	2	0	0	0	0	0	0	0	0	0	0	0	0	0	0	4	0	0	.250
Mar 12	FLORIDA STATE	pr	0	0	0	0	0	0	0	0	0	0	0	0	0	0	0	0	0	0	.250
Mar 14	FLORIDA STATE	ph	0	1	0	0	0	0	0	1	0	0	0	0	0	0	0	0	0	0	.250
Totals		1gs	4	1	1	1	0	0	0	1	0	0	0	0	0	0	1	7	0	0	.250

On base pct. .400 • Slugging pct. .250

#51 Graham Firoved - 5 appearances (All games)

Date	Opponent	GS	IP	H	R	ER	BB	SO	2B	3B	HR	WP	BK	HBP	IBB	Score	W-L	Sv	ERA	NP
Feb 21	KENT STATE-2		0.0	1	0	0	0	0	0	0	0	0	0	0	0	9-2	0-0	0	0.00	4
Mar 06	NORTH CAROLINA		2.0	0	0	0	2	6	0	0	0	0	0	0	0	6-4	1-0	0	0.00	43
Mar 09	VCU		2.0	1	0	0	0	2	1	0	0	1	0	0	0	10-9	1-0	0	0.00	26
Mar 13	FLORIDA STATE		0.0	0	0	0	0	0	0	0	0	0	0	1	0	5-0	1-0	0	0.00	1
Mar 14	FLORIDA STATE		0.2	0	1	1	1	0	0	0	0	0	0	0	0	7-14	1-0	0	1.93	17
Totals		0	4.2	2	1	1	3	8	1	0	0	1	0	1	0	37-29	1-0	0	1.93	-

PLAYER STATS

#46 Griffin Green - 2 appearances (All games)

Date	Opponent	GS	IP	H	R	ER	BB	SO	2B	3B	HR	WP	BK	HBP	IBB	Score	W-L	Sv	ERA	NP
Mar 10	VCU		1.2	5	4	4	0	3	1	0	0	0	0	1	0	7-10	0-0	0	21.60	42
Mar 14	FLORIDA STATE		1.0	2	0	0	0	2	0	0	0	1	0	0	0	7-14	0-0	0	13.50	18
Totals		0	2.2	7	4	4	0	5	1	0	0	1	0	1	0	14-24	0-0	0	13.50	-

#20 Grant Umberger - 1 game (All games)

Date	Opponent	Pos	AB	R	H	RBI	2B	3B	HR	BB	SB	CS	HBP	SAC	SF	GDP	K	PO	A	E	Avg	
Mar 16	UNCG	p	0	0	0	0	0	0	0	0	0	0	0	0	0	0	0	0	0	1	1	.000
Totals		ogs	0	0	0	0	0	0	0	0	0	0	0	0	0	0	0	0	0	1	1	.000

On base pct. .000 • Slugging pct. .000

#20 Grant Umberger - 4 appearances (All games)

Date	Opponent	GS	IP	H	R	ER	BB	SO	2B	3B	HR	WP	BK	HBP	IBB	Score	W-L	Sv	ERA	NP
Feb 23	RADFORD		1.0	1	0	0	1	2	0	0	0	1	0	0	0	22-2	0-0	0	0.00	25
Feb 27	at Miami (FL)		0.0	0	0	0	1	0	0	0	0	0	0	0	0	0-3	0-0	0	0.00	4
Mar 07	NORTH CAROLINA		0.1	0	0	0	1	0	0	0	0	1	0	1	1	6-9	0-0	0	0.00	7
Mar 16	UNCG		0.1	1	1	1	1	1	0	0	0	0	0	0	0	2-7	0-0	0	5.40	17
Totals		0	1.2	2	1	1	4	3	0	0	0	2	0	1	1	30-21	0-0	0	5.40	-

#40 Henry Weycker - 3 appearances (All games)

Date	Opponent	GS	IP	H	R	ER	BB	SO	2B	3B	HR	WP	BK	HBP	IBB	Score	W-L	Sv	ERA	NP
Feb 21	KENT STATE-1		0.1	1	0	0	0	0	0	0	0	0	0	0	0	3-1	0-0	0	0.00	5
Feb 23	RADFORD		1.0	0	0	0	2	1	0	0	0	1	0	0	0	22-2	0-0	0	0.00	25
Feb 28	at Miami (FL)		0.1	1	0	0	0	0	0	0	0	0	0	0	0	9-6	0-0	0	0.00	7
Totals		0	1.2	2	0	0	2	1	0	0	0	1	0	0	0	34-9	0-0	0	0.00	-

#38 Jaison Heard - 3 games (All games)

Date	Opponent	Pos	AB	R	H	RBI	2B	3B	HR	BB	SB	CS	HBP	SAC	SF	GDP	K	PO	A	E	Avg
Feb 28	at Miami (FL)	p	0	0	0	0	0	0	0	0	0	0	0	0	0	0	0	0	1	0	.000
Mar 12	FLORIDA STATE	p	0	0	0	0	0	0	0	0	0	0	0	0	0	0	0	0	0	1	.000
Mar 14	FLORIDA STATE	p	0	0	0	0	0	0	0	0	0	0	0	0	0	0	0	0	0	1	.000
Totals		ogs	0	0	0	0	0	0	0	0	0	0	0	0	0	0	0	0	1	2	.000

On base pct. .000 • Slugging pct. .000

#38 Jaison Heard - 7 appearances (All games)

Date	Opponent	GS	IP	H	R	ER	BB	SO	2B	3B	HR	WP	BK	HBP	IBB	Score	W-L	Sv	ERA	NP
Feb 21	KENT STATE-1		0.2	0	0	0	1	0	0	0	0	0	0	0	0	3-1	0-0	1	0.00	10
Feb 27	at Miami (FL)		1.0	1	0	0	0	2	0	0	0	0	0	0	0	0-3	0-0	1	0.00	11
Feb 28	at Miami (FL)		2.0	2	0	0	0	5	0	0	0	1	0	0	0	9-6	1-0	1	0.00	44
Mar 05	NORTH CAROLINA		2.1	4	0	0	0	5	0	0	0	0	0	0	0	10-6	1-0	1	0.00	44
Mar 07	NORTH CAROLINA		0.1	2	1	0	0	1	0	0	0	0	0	0	0	6-9	1-0	1	0.00	11
Mar 12	FLORIDA STATE		1.0	1	1	1	1	1	0	0	1	0	0	0	0	4-6	1-0	1	1.23	19
Mar 14	FLORIDA STATE		1.0	2	2	1	0	0	0	0	1	0	0	0	0	7-14	1-0	1	2.16	25
Totals		0	8.1	12	4	2	2	14	0	0	2	1	0	0	0	39-45	1-0	1	2.16	-

PLAYER STATS

#31 Jack Hurley - 14 games (All games)

Date	Opponent	Pos	AB	R	H	RBI	2B	3B	HR	BB	SB	CS	HBP	SAC	SF	GDP	K	PO	A	E	Avg
Feb 21	KENT STATE-2	*of	4	2	2	0	0	0	0	0	0	0	0	0	0	0	2	1	0	0	.500
Feb 23	RADFORD	*of	3	2	1	0	1	0	0	0	0	0	1	0	0	0	2	1	0	0	.429
Feb 26	at Miami (FL)	ph/of	1	0	0	0	0	0	0	0	0	0	0	0	0	0	1	1	0	0	.375
Feb 27	at Miami (FL)	*of	3	0	0	0	0	0	0	0	0	0	0	0	0	0	1	2	0	0	.273
Feb 28	at Miami (FL)	*of/of	3	2	0	0	0	0	0	1	0	0	1	0	0	0	2	1	0	0	.214
Mar 05	NORTH CAROLINA	*of/of	4	2	2	2	0	0	1	1	0	0	0	0	0	0	2	0	0	0	.278
Mar 06	NORTH CAROLINA	*of	4	1	2	2	0	0	0	0	0	0	0	0	0	0	0	1	0	0	.318
Mar 07	NORTH CAROLINA	*of	5	1	1	3	0	0	1	0	0	0	0	0	0	0	1	1	0	0	.296
Mar 09	VCU	*of	6	0	1	0	0	0	0	0	0	0	0	0	0	0	2	3	0	1	.273
Mar 10	VCU	of	3	0	0	0	0	0	0	0	0	0	0	0	0	0	1	1	0	0	.250
Mar 12	FLORIDA STATE	*of	4	0	1	0	0	0	1	1	0	0	0	0	0	0	1	3	0	0	.250
Mar 13	FLORIDA STATE	*of	5	2	1	1	0	0	1	0	0	0	0	0	0	0	1	1	0	0	.244
Mar 14	FLORIDA STATE	*of	3	1	0	0	0	0	0	1	0	0	1	0	0	0	2	2	0	1	.229
Mar 16	UNCG	*of	1	0	0	0	0	0	0	1	0	1	1	1	0	0	1	2	0	0	.224
Totals			12gs	49	13	11	8	1	0	3	5	1	4	1	0	0	19	20	0	2	.224

On base pct. .345 • Slugging pct. .429

#47 Jonah Hurney - 1 appearance (All games)

Date	Opponent	GS	IP	H	R	ER	BB	SO	2B	3B	HR	WP	BK	HBP	IBB	Score	W-L	Sv	ERA	NP
Mar 10	VCU		1.0	0	0	0	0	1	0	0	0	0	0	0	0	7-10	0-0	0	0.00	17
Totals		0	1.0	0	0	0	0	1	0	0	0	0	0	0	0	7-10	0-0	0	0.00	-

#44 Jackson Ritchey - 3 appearances (All games)

Date	Opponent	GS	IP	H	R	ER	BB	SO	2B	3B	HR	WP	BK	HBP	IBB	Score	W-L	Sv	ERA	NP
Feb 23	RADFORD		1.0	0	0	0	0	1	0	0	0	0	0	1	0	22-2	0-0	0	0.00	16
Mar 10	VCU	*	1.2	3	3	3	3	1	2	1	0	1	0	0	0	7-10	0-1	0	10.12	38
Mar 16	UNCG	*	0.2	1	1	0	1	0	0	0	0	2	0	1	0	2-7	0-1	0	8.10	19
Totals		2	3.1	4	4	3	4	2	2	1	0	3	0	2	0	31-19	0-1	0	8.10	-

#37 Jonah Seagears - 15 games (All games)

Date	Opponent	Pos	AB	R	H	RBI	2B	3B	HR	BB	SB	CS	HBP	SAC	SF	GDP	K	PO	A	E	Avg
Feb 21	KENT STATE-1	*of	2	0	0	0	0	0	0	2	0	0	0	0	0	0	2	1	0	0	.000
Feb 21	KENT STATE-2	*of	0	1	0	0	0	0	0	2	0	1	0	0	0	0	0	1	0	0	.000
Feb 23	RADFORD	*of	2	1	1	0	0	0	0	1	0	0	0	0	0	0	0	0	0	0	.250
Feb 26	at Miami (FL)	*of	3	1	1	1	0	0	0	2	0	0	1	0	0	0	1	1	0	0	.286
Feb 27	at Miami (FL)	*of	4	0	0	0	0	0	0	0	0	0	0	0	0	0	2	0	0	0	.182
Feb 28	at Miami (FL)	*of	3	0	0	0	0	0	0	2	0	0	0	0	0	0	0	1	0	0	.143
Mar 05	NORTH CAROLINA	*of	2	0	0	0	0	0	0	1	0	0	1	0	0	0	1	1	0	0	.125
Mar 06	NORTH CAROLINA	*of	1	1	1	0	0	0	0	3	0	1	0	0	0	0	0	0	0	0	.176
Mar 07	NORTH CAROLINA	*of	2	1	1	0	0	0	0	2	0	0	0	0	0	0	1	2	0	0	.211
Mar 09	VCU	*of	2	1	0	0	0	0	0	1	0	0	0	0	0	0	1	1	0	0	.190
Mar 10	VCU	*of	4	0	0	0	0	0	0	0	0	0	0	0	0	0	2	0	0	0	.160
Mar 12	FLORIDA STATE	*of	3	1	1	0	1	0	0	0	0	0	0	0	0	0	1	0	0	0	.179
Mar 13	FLORIDA STATE	*of	2	0	0	0	0	0	0	0	0	0	0	0	0	0	1	1	0	0	.167
Mar 14	FLORIDA STATE	ph/of	1	0	0	0	0	0	0	0	0	0	0	0	0	0	1	0	0	0	.161
Mar 16	UNCG	ph/of	2	0	1	0	0	0	0	0	0	1	0	0	0	0	1	0	0	0	.182
Totals			13gs	33	7	6	1	1	0	14	2	3	1	1	0	0	14	9	0	0	.182

On base pct. .438 • Slugging pct. .212

PLAYER STATS

#26 Kevin Madden - 15 games (All games)

Date	Opponent	Pos	AB	R	H	RBI	2B	3B	HR	BB	SB	CS	HBP	SAC	SF	GDP	K	PO	A	E	Avg
Feb 21	KENT STATE-1	*3b	4	1	2	1	0	0	0	0	1	0	0	0	0	0	1	1	6	0	.500
Feb 21	KENT STATE-2	*3b	3	0	0	0	0	0	0	0	0	0	1	0	0	0	1	0	2	0	.286
Feb 23	RADFORD	*3b	2	2	0	0	0	0	0	2	0	0	0	0	0	1	0	0	3	0	.222
Feb 26	at Miami (FL)	*3b	4	1	2	0	1	0	0	0	0	0	0	0	0	0	1	1	2	1	.308
Feb 27	at Miami (FL)	*3b	4	0	0	0	0	0	0	0	0	0	0	0	0	0	0	0	2	0	.235
Feb 28	at Miami (FL)	*3b	5	2	2	2	0	0	0	0	0	0	0	0	0	0	0	0	4	0	.273
Mar 05	NORTH CAROLINA	*3b	5	1	2	2	0	0	0	0	0	0	0	0	0	1	1	0	1	1	.296
Mar 06	NORTH CAROLINA	*3b	4	0	2	2	1	0	0	0	0	0	0	0	0	0	2	1	1	1	.323
Mar 07	NORTH CAROLINA	*3b	5	0	1	1	0	0	0	0	0	0	0	0	0	0	1	1	0	2	.306
Mar 09	VCU	*3b	6	1	4	1	0	0	0	0	0	0	0	0	0	0	0	0	0	0	.357
Mar 10	VCU	*3b	4	1	1	0	0	0	0	1	0	0	0	0	0	0	0	1	2	0	.348
Mar 12	FLORIDA STATE	*3b	5	1	1	1	0	0	1	0	0	0	0	0	0	0	2	0	1	0	.333
Mar 13	FLORIDA STATE	*3b	3	0	0	0	0	0	0	0	0	0	1	0	0	0	0	1	1	0	.315
Mar 14	FLORIDA STATE	*3b	5	0	0	1	0	0	0	0	0	0	0	0	0	0	0	0	3	0	.288
Mar 16	UNCG	*3b	3	0	0	0	0	0	0	1	0	0	0	0	0	0	0	0	1	0	.274
Totals		15gs	62	10	17	11	2	0	1	4	1	0	2	0	0	2	9	6	29	5	.274

On base pct. .338 • Slugging pct. .355

#32 Lucas Donlon - 6 games (All games)

Date	Opponent	Pos	AB	R	H	RBI	2B	3B	HR	BB	SB	CS	HBP	SAC	SF	GDP	K	PO	A	E	Avg
Feb 23	RADFORD	ph	1	0	0	0	0	0	0	0	0	0	0	0	0	0	0	0	0	0	.000
Mar 09	VCU	*2b	4	1	1	3	0	0	1	1	0	0	0	0	0	0	0	1	0	0	.200
Mar 10	VCU	ph/dh	1	0	1	2	0	0	0	1	0	0	0	0	1	0	0	0	0	0	.333
Mar 12	FLORIDA STATE	ph	1	0	0	0	0	0	0	0	0	0	0	0	0	0	1	0	0	0	.286
Mar 14	FLORIDA STATE	ph	1	0	0	0	0	0	0	0	0	0	0	0	0	0	1	0	0	0	.250
Mar 16	UNCG	2b	3	0	1	1	1	0	0	0	0	0	0	0	0	1	0	1	3	0	.273
Totals		1gs	11	1	3	6	1	0	1	2	0	0	0	0	1	1	2	2	3	0	.273

On base pct. .357 • Slugging pct. .636

#16 Matthew Siverling - 2 games (All games)

Date	Opponent	Pos	AB	R	H	RBI	2B	3B	HR	BB	SB	CS	HBP	SAC	SF	GDP	K	PO	A	E	Avg
Feb 26	at Miami (FL)	p	0	0	0	0	0	0	0	0	0	0	0	0	0	0	0	0	1	0	.000
Mar 16	UNCG	p	0	0	0	0	0	0	0	0	0	0	0	0	0	0	0	0	1	0	.000
Totals		0gs	0	0	0	0	0	0	0	0	0	0	0	0	0	0	0	0	2	0	.000

On base pct. .000 • Slugging pct. .000

#16 Matthew Siverling - 7 appearances (All games)

Date	Opponent	GS	IP	H	R	ER	BB	SO	2B	3B	HR	WP	BK	HBP	IBB	Score	W-L	Sv	ERA	NP
Feb 21	KENT STATE-1		2.0	1	0	0	0	3	1	0	0	0	0	0	0	3-1	0-0	0	0.00	31
Feb 26	at Miami (FL)		4.0	1	0	0	1	6	0	0	0	0	0	0	0	5-3	1-0	0	0.00	54
Mar 05	NORTH CAROLINA		0.0	2	2	2	2	0	0	0	1	0	0	0	0	10-6	1-0	0	3.00	19
Mar 06	NORTH CAROLINA		2.0	1	1	0	0	1	0	0	0	0	0	0	0	6-4	1-0	1	2.25	25
Mar 09	VCU		1.0	0	0	0	1	2	0	0	0	0	0	0	0	10-9	2-0	1	2.00	19
Mar 13	FLORIDA STATE		2.0	1	0	0	1	2	0	0	0	0	0	0	0	5-0	2-0	1	1.64	26
Mar 16	UNCG		1.2	1	1	1	0	1	0	0	1	0	0	1	0	2-7	2-0	1	2.13	19
Totals		0	12.2	7	4	3	5	15	1	0	2	0	0	1	0	41-30	2-0	1	2.13	-

#33 Nick Holesa - 2 games (All games)

Date	Opponent	Pos	AB	R	H	RBI	2B	3B	HR	BB	SB	CS	HBP	SAC	SF	GDP	K	PO	A	E	Avg
Feb 23	RADFORD	1b	1	0	0	0	0	0	0	0	0	0	0	0	0	0	1	0	0	0	.000
Mar 14	FLORIDA STATE	ph	1	1	1	2	0	1	0	0	0	0	0	0	0	0	0	0	0	0	.500
Totals		0gs	2	1	1	2	0	1	0	0	0	0	0	0	0	0	1	0	0	0	.500

On base pct. .500 • Slugging pct. 1.500

PLAYER STATS

#27 Noah Johnson - 1 game (All games)

Date	Opponent	Pos	AB	R	H	RBI	2B	3B	HR	BB	SB	CS	HBP	SAC	SF	GDP	K	PO	A	E	Avg	
Mar 14	FLORIDA STATE	p	0	0	0	0	0	0	0	0	0	0	0	0	0	0	0	0	1	0	0	.000
Totals		0gs	0	0	0	0	0	0	0	0	0	0	0	0	0	0	0	0	1	0	0	.000

On base pct. .000 • Slugging pct. .000

#27 Noah Johnson - 6 appearances (All games)

Date	Opponent	GS	IP	H	R	ER	BB	SO	2B	3B	HR	WP	BK	HBP	IBB	Score	W-L	Sv	ERA	NP
Feb 23	RADFORD		2.0	1	0	0	0	3	0	0	0	1	0	0	0	22-2	0-0	0	0.00	33
Mar 07	NORTH CAROLINA		0.1	1	1	1	1	1	0	0	1	0	0	0	0	6-9	0-1	0	3.86	14
Mar 09	VCU		2.2	3	0	0	1	5	0	0	0	0	0	1	0	10-9	0-1	0	1.80	46
Mar 12	FLORIDA STATE		0.2	1	0	0	0	1	0	0	0	0	0	0	0	4-6	0-1	0	1.59	9
Mar 14	FLORIDA STATE		2.1	4	1	1	0	1	0	0	0	0	0	0	0	7-14	0-1	0	2.25	35
Mar 16	UNCG		0.0	1	0	0	0	0	0	0	0	1	0	0	0	2-7	0-1	0	2.25	5
Totals		0	8.0	11	2	2	2	11	0	0	1	2	0	1	0	51-47	0-1	0	2.25	-

#15 Nic Psimas - 1 appearance (All games)

Date	Opponent	GS	IP	H	R	ER	BB	SO	2B	3B	HR	WP	BK	HBP	IBB	Score	W-L	Sv	ERA	NP
Mar 14	FLORIDA STATE		1.0	0	0	0	1	1	0	0	0	0	0	0	0	7-14	0-0	0	0.00	18
Totals		0	1.0	0	0	0	1	1	0	0	0	0	0	0	0	7-14	0-0	0	0.00	-

#10 Nolan Wilson - 2 appearances (All games)

Date	Opponent	GS	IP	H	R	ER	BB	SO	2B	3B	HR	WP	BK	HBP	IBB	Score	W-L	Sv	ERA	NP
Mar 10	VCU		1.1	1	0	0	1	2	1	0	0	0	0	0	1	7-10	0-0	0	0.00	30
Mar 14	FLORIDA STATE		0.1	0	0	0	1	1	0	0	0	0	0	1	0	7-14	0-0	0	0.00	13
Totals		0	1.2	1	0	0	2	3	1	0	0	0	0	1	1	14-24	0-0	0	0.00	-

#30 Peyton Alford - 1 game (All games)

Date	Opponent	Pos	AB	R	H	RBI	2B	3B	HR	BB	SB	CS	HBP	SAC	SF	GDP	K	PO	A	E	Avg	
Mar 05	NORTH CAROLINA	*p	0	0	0	0	0	0	0	0	0	0	0	0	0	0	0	1	0	0	0	.000
Totals		1gs	0	0	0	0	0	0	0	0	0	0	0	0	0	0	0	1	0	0	0	.000

On base pct. .000 • Slugging pct. .000

#30 Peyton Alford - 4 appearances (All games)

Date	Opponent	GS	IP	H	R	ER	BB	SO	2B	3B	HR	WP	BK	HBP	IBB	Score	W-L	Sv	ERA	NP
Feb 21	KENT STATE-2		1.0	2	1	1	1	1	0	0	0	0	0	1	0	9-2	0-0	0	9.00	35
Feb 26	at Miami (FL)	*	3.0	3	3	2	3	4	0	0	0	0	0	1	0	5-3	0-0	0	6.75	66
Mar 05	NORTH CAROLINA	*	4.1	2	4	3	3	10	1	0	1	1	0	1	0	10-6	0-0	0	6.48	86
Mar 12	FLORIDA STATE	*	5.2	3	1	1	0	10	0	0	0	0	0	1	0	4-6	0-0	0	4.50	68
Totals		3	14.0	10	9	7	7	25	1	0	1	1	0	4	0	28-17	0-0	0	4.50	-

#42 Ryan Gleason - 1 appearance (All games)

Date	Opponent	GS	IP	H	R	ER	BB	SO	2B	3B	HR	WP	BK	HBP	IBB	Score	W-L	Sv	ERA	NP
Mar 14	FLORIDA STATE		0.0	1	2	2	1	0	0	0	1	1	0	0	0	7-14	0-0	0	999.00	13
Totals		0	0.0	1	2	2	1	0	0	0	1	1	0	0	0	7-14	0-0	0	999.00	-

PLAYER STATS

#35 Ryan Metz - 3 games (All games)

Date	Opponent	Pos	AB	R	H	RBI	2B	3B	HR	BB	SB	CS	HBP	SAC	SF	GDP	K	PO	A	E	Avg	
Mar 09	VCU	p	0	0	0	0	0	0	0	0	0	0	0	0	0	0	0	0	1	0	0	.000
Mar 10	VCU	p	0	0	0	0	0	0	0	0	0	0	0	0	0	0	0	0	1	0	0	.000
Mar 14	FLORIDA STATE	*p	0	0	0	0	0	0	0	0	0	0	0	0	0	0	0	0	1	0	0	.000
Totals		1gs	0	0	0	0	0	0	0	0	0	0	0	0	0	0	0	0	3	0	0	.000

On base pct. .000 • Slugging pct. .000

#35 Ryan Metz - 5 appearances (All games)

Date	Opponent	GS	IP	H	R	ER	BB	SO	2B	3B	HR	WP	BK	HBP	IBB	Score	W-L	Sv	ERA	NP
Feb 23	RADFORD		1.0	3	1	1	0	2	1	1	0	0	0	0	0	22-2	0-0	0	9.00	19
Mar 07	NORTH CAROLINA		0.1	0	0	0	0	0	0	0	0	0	0	0	0	6-9	0-0	0	6.75	1
Mar 09	VCU		1.0	2	2	2	1	1	2	0	0	0	0	0	0	10-9	0-0	0	11.57	18
Mar 10	VCU		3.1	4	3	1	2	5	0	0	0	1	0	1	2	7-10	0-0	0	6.35	61
Mar 14	FLORIDA STATE	*	0.2	3	4	2	0	0	1	0	2	0	0	1	0	7-14	0-1	0	8.53	32
Totals		1	6.1	12	10	6	3	8	4	1	2	1	0	2	2	52-44	0-1	0	8.53	-

#22 Ryan Okuda - 2 games (All games)

Date	Opponent	Pos	AB	R	H	RBI	2B	3B	HR	BB	SB	CS	HBP	SAC	SF	GDP	K	PO	A	E	Avg	
Feb 23	RADFORD	*p	0	0	0	0	0	0	0	0	0	0	0	0	0	0	0	0	2	0	0	.000
Mar 16	UNCG	p	0	0	0	0	0	0	0	0	0	0	0	0	0	0	0	0	1	0	0	.000
Totals		1gs	0	0	0	0	0	0	0	0	0	0	0	0	0	0	0	0	3	0	0	.000

On base pct. .000 • Slugging pct. .000

#22 Ryan Okuda - 7 appearances (All games)

Date	Opponent	GS	IP	H	R	ER	BB	SO	2B	3B	HR	WP	BK	HBP	IBB	Score	W-L	Sv	ERA	NP
Feb 23	RADFORD	*	3.0	3	1	0	1	3	0	0	0	1	0	0	0	22-2	1-0	0	0.00	52
Feb 27	at Miami (FL)		1.0	0	0	0	0	1	0	0	0	1	0	0	0	0-3	1-0	0	0.00	13
Feb 28	at Miami (FL)		0.0	2	2	2	0	0	0	0	0	0	0	0	0	9-6	1-0	0	4.50	5
Mar 05	NORTH CAROLINA		0.2	0	0	0	1	1	0	0	0	0	0	0	0	10-6	2-0	0	3.86	15
Mar 07	NORTH CAROLINA		0.1	0	0	0	0	0	0	0	0	0	0	0	0	6-9	2-0	0	3.60	2
Mar 09	VCU	*	1.1	4	4	4	1	1	1	0	0	0	0	1	0	10-9	2-0	0	8.53	40
Mar 16	UNCG		4.0	6	4	4	0	4	0	0	0	0	0	0	0	2-7	2-1	0	8.71	69
Totals		2	10.1	15	11	10	3	10	1	0	0	2	0	1	0	59-42	2-1	0	8.71	-

#12 Shane Connolly - 1 game (All games)

Date	Opponent	Pos	AB	R	H	RBI	2B	3B	HR	BB	SB	CS	HBP	SAC	SF	GDP	K	PO	A	E	Avg	
Feb 26	at Miami (FL)	p	0	0	0	0	0	0	0	0	0	0	0	0	0	0	0	0	1	0	0	.000
Totals		0gs	0	0	0	0	0	0	0	0	0	0	0	0	0	0	0	0	1	0	0	.000

On base pct. .000 • Slugging pct. .000

#12 Shane Connolly - 7 appearances (All games)

Date	Opponent	GS	IP	H	R	ER	BB	SO	2B	3B	HR	WP	BK	HBP	IBB	Score	W-L	Sv	ERA	NP
Feb 21	KENT STATE-2		2.2	1	0	0	0	3	0	0	0	0	0	0	0	9-2	0-0	1	0.00	30
Feb 26	at Miami (FL)		2.0	2	0	0	0	1	0	0	0	0	0	0	0	5-3	0-0	2	0.00	26
Feb 28	at Miami (FL)		2.0	2	0	0	0	0	0	0	0	1	0	0	0	9-6	0-0	3	0.00	33
Mar 05	NORTH CAROLINA		1.2	2	0	0	0	5	0	0	0	0	0	0	0	10-6	0-0	4	0.00	37
Mar 07	NORTH CAROLINA		2.1	0	0	0	2	6	0	0	0	1	0	0	0	6-9	0-0	4	0.00	41
Mar 12	FLORIDA STATE		1.2	4	4	3	1	3	1	0	1	2	0	1	0	4-6	0-1	4	2.19	43
Mar 14	FLORIDA STATE		0.1	2	1	1	0	0	2	0	0	0	0	0	0	7-14	0-1	4	2.84	11
Totals		0	12.2	13	5	4	3	18	3	0	1	4	0	1	0	50-46	0-1	4	2.84	-

PLAYER STATS

#25 Samuel Rochard - 3 appearances (All games)

Date	Opponent	GS	IP	H	R	ER	BB	SO	2B	3B	HR	WP	BK	HBP	IBB	Score	W-L	Sv	ERA	NP
Feb 21	KENT STATE-2		0.0	0	0	0	1	0	0	0	0	0	0	0	0	9-2	0-0	0	0.00	5
Mar 07	NORTH CAROLINA		0.0	0	0	0	2	0	0	0	0	0	0	0	0	6-9	0-0	0	0.00	10
Mar 14	FLORIDA STATE		0.0	2	2	2	0	0	0	0	0	0	0	0	0	7-14	0-0	0	999.00	4
Totals		0	0.0	2	2	2	3	0	0	0	0	0	0	0	0	22-25	0-0	0	999.00	-

#39 Peter Sakellaris - 4 appearances (All games)

Date	Opponent	GS	IP	H	R	ER	BB	SO	2B	3B	HR	WP	BK	HBP	IBB	Score	W-L	Sv	ERA	NP
Mar 07	NORTH CAROLINA		0.0	0	2	0	0	0	0	0	0	0	0	0	0	6-9	0-0	0	0.00	3
Mar 09	VCU		0.1	1	2	2	1	1	0	0	0	0	0	0	0	10-9	0-0	0	54.00	11
Mar 14	FLORIDA STATE		1.1	2	1	1	0	1	1	0	0	0	0	1	0	7-14	0-0	0	16.20	26
Mar 16	UNCG		0.2	1	0	0	1	0	0	0	0	0	0	0	0	2-7	0-0	0	11.57	21
Totals		0	2.1	4	5	3	2	2	1	0	0	0	0	1	0	25-39	0-0	0	11.57	-

#7 TJ Rumfield - 15 games (All games)

Date	Opponent	Pos	AB	R	H	RBI	2B	3B	HR	BB	SB	CS	HBP	SAC	SF	GDP	K	PO	A	E	Avg
Feb 21	KENT STATE-1	*1b	3	0	0	0	0	0	0	0	0	0	1	0	0	0	0	11	0	0	.000
Feb 21	KENT STATE-2	*1b	4	1	1	0	1	0	0	0	0	0	0	0	0	0	1	7	0	0	.143
Feb 23	RADFORD	*1b	5	4	3	5	1	0	2	0	0	0	0	0	0	0	0	9	0	0	.333
Feb 26	at Miami (FL)	*dh	4	1	1	2	0	0	1	0	0	0	0	0	0	0	0	0	0	0	.312
Feb 27	at Miami (FL)	*1b	3	0	2	0	0	0	0	1	0	0	0	0	0	0	0	9	1	0	.368
Feb 28	at Miami (FL)	*1b	5	0	2	0	0	0	0	0	0	0	0	0	0	0	1	11	0	0	.375
Mar 05	NORTH CAROLINA	*dh	4	1	2	1	0	0	0	1	0	0	0	0	0	0	0	0	0	0	.393
Mar 06	NORTH CAROLINA	*1b	2	0	0	0	0	0	0	2	0	0	0	0	0	0	0	8	0	0	.367
Mar 07	NORTH CAROLINA	*1b	5	0	2	0	0	0	0	0	0	0	0	0	0	0	0	5	0	0	.371
Mar 09	VCU	*1b	4	3	2	0	1	0	0	2	0	0	0	0	0	0	0	8	1	0	.385
Mar 10	VCU	*1b	5	1	1	2	0	0	0	0	0	0	0	0	0	1	0	8	0	0	.364
Mar 12	FLORIDA STATE	*1b	5	1	3	0	0	0	0	0	0	0	0	0	0	0	0	1	4	0	.388
Mar 13	FLORIDA STATE	*1b	3	1	1	0	1	0	0	1	0	0	0	0	0	0	0	9	0	0	.385
Mar 14	FLORIDA STATE	*1b	5	1	2	0	0	0	0	0	0	0	0	0	0	0	0	11	0	0	.386
Mar 16	UNCG	*1b	4	1	2	0	0	0	0	0	0	0	0	0	0	0	0	8	1	0	.393
Totals		15gs	61	15	24	10	4	0	3	7	0	0	1	0	0	1	3	108	3	1	.393

On base pct. .464 • Slugging pct. .607

#8 Tanner Schobel - 15 games (All games)

Date	Opponent	Pos	AB	R	H	RBI	2B	3B	HR	BB	SB	CS	HBP	SAC	SF	GDP	K	PO	A	E	Avg
Feb 21	KENT STATE-1	*2b	4	0	1	1	1	0	0	0	0	0	0	0	0	0	2	0	1	0	.250
Feb 21	KENT STATE-2	*2b	3	0	1	2	0	0	0	1	0	0	0	0	0	0	1	2	2	0	.286
Feb 23	RADFORD	*2b	3	0	0	3	0	0	0	0	0	0	1	0	2	0	0	1	2	0	.200
Feb 26	at Miami (FL)	*2b	4	0	0	0	0	0	0	0	0	0	0	0	0	0	2	3	3	1	.143
Feb 27	at Miami (FL)	*2b	3	0	1	0	0	0	0	0	0	0	0	0	0	0	1	2	3	0	.176
Feb 28	at Miami (FL)	*2b	5	0	2	4	0	0	0	0	0	0	0	0	0	0	1	2	3	0	.227
Mar 05	NORTH CAROLINA	*2b	3	2	2	2	0	1	0	1	0	0	0	0	0	0	0	1	0	0	.280
Mar 06	NORTH CAROLINA	*2b	3	2	1	1	0	0	1	0	0	0	1	0	0	0	0	1	5	0	.286
Mar 07	NORTH CAROLINA	*2b	4	1	1	1	0	0	1	0	0	0	0	0	0	0	1	1	2	0	.281
Mar 09	VCU	*ss/2b	4	1	2	1	0	0	0	1	0	0	1	0	0	0	0	0	2	0	.306
Mar 10	VCU	*2b	3	2	2	2	2	0	0	2	0	0	0	0	0	0	0	0	2	0	.333
Mar 12	FLORIDA STATE	*2b/ss	4	0	1	0	1	0	0	1	0	0	0	0	0	0	1	0	2	0	.326
Mar 13	FLORIDA STATE	*2b	3	0	0	2	0	0	0	1	0	0	0	0	0	0	1	1	2	0	.304
Mar 14	FLORIDA STATE	*2b	4	0	0	0	0	0	0	0	0	0	0	0	0	0	2	2	1	1	.280
Mar 16	UNCG	*2b/ss	3	0	1	0	0	0	0	1	0	1	0	0	0	0	0	1	2	1	.283
Totals		15gs	53	8	15	19	4	1	2	8	0	1	3	0	2	0	13	18	31	2	.283

On base pct. .394 • Slugging pct. .509

RESULTS



2021 VT Baseball
Game Results for Virginia Tech (as of Mar 16, 2021)
(All games)



Date	Opponent	Score	Inns	Overall	Conference	Pitcher of record	Attend	Time
Feb 21, 2021	KENT STATE-1	w 3-1	9	1-0-0	0-0-0	C. Gerard (W 1-0)	203	2:44
Feb 21, 2021	KENT STATE-2	w 9-2	9	2-0-0	0-0-0	A. Simonelli (W 1-0)	203	2:54
Feb 23, 2021	RADFORD	w 22-2	9	3-0-0	0-0-0	R. Okuda (W 1-0)	250	3:40
* Feb 26, 2021	at #3 Miami (FL)	w 5-3	9	4-0-0	1-0-0	M. Siverling (W 1-0)	623	2:54
* Feb 27, 2021	at #3 Miami (FL)	L 0-3	9	4-1-0	1-1-0	C. Gerard (L 1-1)	652	2:28
* Feb 28, 2021	at #3 Miami (FL)	w 9-6	9	5-1-0	2-1-0	J. Heard (W 1-0)	634	3:35
* Mar 05, 2021	#25 NORTH CAROLINA	w 10-6	9	6-1-0	3-1-0	R. Okuda (W 2-0)	1000	3:44
* Mar 06, 2021	#25 NORTH CAROLINA	w 6-4	9	7-1-0	4-1-0	G. Firoved (W 1-0)	1000	3:17
* Mar 07, 2021	#25 NORTH CAROLINA	L 6-9	9	7-2-0	4-2-0	N. Johnson (L 0-1)	1000	4:05
Mar 09, 2021	VCU	w 10-9	9	8-2-0	4-2-0	M. Siverling (W 2-0)	1000	3:56
Mar 10, 2021	VCU	L 7-10	9	8-3-0	4-2-0	J. Ritchey (L 0-1)	780	4:03
* Mar 12, 2021	FLORIDA STATE	L 4-6	9	8-4-0	4-3-0	S. Connolly (L 0-1)	739	3:25
* Mar 13, 2021	FLORIDA STATE	w 5-0	9	9-4-0	5-3-0	C. Gerard (W 2-1)	1000	3:01
* Mar 14, 2021	FLORIDA STATE	L 7-14	9	9-5-0	5-4-0	R. Metz (L 0-1)	790	4:12
Mar 16, 2021	UNCG	L 2-7	9	9-6-0	5-4-0	R. Okuda (L 2-1)	1000	3:47

() extra inning game

VIRGINIA TECH BASEBALL

OVERALL

Record: 9-6 Home: 7-5 Away: 2-1 Conference: 5-4

Player	avg	gp-gs	ab	r	h	2b	3b	hr	rbi	tb	slg%	bb	hp	so	gdp	ob%	sf	sh	sb-att	po	a	e	fld%	
7 TJ Rumfield	.393	15-15	61	15	24	4	0	3	10	37	.607	7	1	3	1	.464	0	0	0-0	108	3	1	.991	
19 Gavin Cross	.385	14-14	52	19	20	4	2	4	12	40	.769	6	5	8	0	.470	3	0	2-5	31	4	0	1.000	
11 Cade Swisher	.286	9-7	21	2	6	3	0	0	6	9	.429	7	0	7	0	.448	1	0	0-1	0	0	0	.000	
8 Tanner Schobel	.283	15-15	53	8	15	4	1	2	19	27	.509	8	3	13	0	.394	2	0	0-1	18	31	2	.961	
26 Kevin Madden	.274	15-15	62	10	17	2	0	1	11	22	.355	4	2	9	2	.338	0	0	1-1	6	29	5	.875	
23 Tanner Thomas	.250	14-9	36	6	9	3	0	0	1	12	.333	2	2	13	0	.325	0	0	0-1	9	2	1	.917	
31 Jack Hurley	.224	14-12	49	13	11	1	0	3	8	21	.429	5	4	19	0	.345	0	1	1-2	20	0	2	.909	
17 Cade Hunter	.200	13-11	40	5	8	0	0	3	9	17	.425	3	3	13	1	.298	1	0	0-0	136	7	1	.993	
37 Jonah Seagears	.182	15-13	33	7	6	1	0	0	1	7	.212	14	1	14	0	.438	0	1	2-5	9	0	0	1.000	
4 Fritz Genther	.174	15-14	46	8	8	2	0	1	3	13	.283	5	1	15	0	.264	1	0	3-4	20	26	5	.902	

33 Nick Holesa	.500	2-0	2	1	1	0	1	0	2	3	1.500	0	0	1	0	.500	0	0	0-0	0	0	0	.000	
29 Carson Jones	.385	7-2	13	3	5	3	0	0	3	8	.615	2	0	1	1	.438	1	0	0-0	4	0	0	1.000	
32 Lucas Donlon	.273	6-1	11	1	3	1	0	1	6	7	.636	2	0	2	1	.357	1	0	0-0	2	3	0	1.000	
5 Gehrig Ebel	.250	5-1	4	1	1	0	0	0	1	1	.250	1	0	1	0	.400	0	0	0-0	7	0	0	1.000	
41 Dayne Leonard	.100	6-3	10	3	1	1	0	0	4	2	.200	2	1	6	0	.308	0	0	0-0	26	4	0	1.000	
99 Brennan Reback	.000	9-3	6	3	0	0	0	0	0	0	.000	2	1	4	0	.333	0	0	1-1	5	0	0	1.000	
Totals	.271	15	499	105	135	29	4	18	96	226	.453	70	24	129	6	.380	10	2	10-21	402	125	20	.963	
Opponents	.264	15	527	82	139	21	2	13	77	203	.385	64	24	174	4	.367	4	4	14-20	385	128	19	.964	

LOB - Team (116), Opp (140). DPs turned - Team (9), Opp (11). CI - Team (1), C. Hunter 1, Opp (1). IBB - Team (2), T. Rumfield 1, J. Seagears 1, Opp (5). Picked off - G. Cross 1.

(All games Sorted by Earned run avg)

Player	era	w-l	app	gs	cg	sho	sv	ip	h	r	er	bb	so	2b	3b	hr	b/avg	wp	hp	bk	sfa	sha
10 Nolan Wilson	0.00	0-0	2	0	0	0/0	0	1.2	1	0	0	2	3	1	0	0	.143	0	1	0	0	0
40 Henry Weycker	0.00	0-0	3	0	0	0/0	0	1.2	2	0	0	2	1	0	0	0	.333	1	0	0	0	0
47 Jonah Hurney	0.00	0-0	1	0	0	0/0	0	1.0	0	0	0	0	1	0	0	0	.000	0	0	0	0	0
15 Nic Psimas	0.00	0-0	1	0	0	0/0	0	1.0	0	0	0	0	1	0	0	0	.000	0	0	0	0	0
45 Christian Worley	0.00	0-0	1	0	0	0/0	0	0.2	0	0	0	0	2	0	0	0	.000	0	0	0	0	0
51 Graham Firoved	1.93	1-0	5	0	0	0/1	0	4.2	2	1	1	3	8	1	0	0	.133	1	1	0	0	0
16 Matthew Siverling	2.13	2-0	7	0	0	0/1	1	12.2	7	4	3	5	15	1	0	2	.163	0	1	0	0	0
38 Jaison Heard	2.16	1-0	7	0	0	0/0	1	8.1	12	4	2	2	14	0	0	2	.316	1	0	0	0	1
27 Noah Johnson	2.25	0-1	6	0	0	0/0	0	8.0	11	2	2	2	11	0	0	1	.333	2	1	0	0	0
3 Chris Gerard	2.62	2-1	4	4	0	0/1	0	24.0	20	7	7	8	27	3	0	1	.222	4	3	0	0	1
12 Shane Connolly	2.84	0-1	7	0	0	0/0	4	12.2	13	5	4	3	18	3	0	1	.260	4	1	0	0	0
18 Xander Hamilton	3.00	0-0	4	0	0	0/0	0	3.0	1	1	1	2	4	0	0	1	.100	4	1	0	0	0
30 Peyton Alford	4.50	0-0	4	3	0	0/0	0	14.0	10	9	7	7	25	1	0	1	.200	1	4	0	2	0
34 Anthony Simonelli	5.14	1-0	3	3	0	0/0	0	14.0	13	10	8	7	14	2	0	1	.250	0	3	0	1	0
20 Grant Umberger	5.40	0-0	4	0	0	0/0	0	1.2	2	1	1	4	3	0	0	0	.333	2	1	0	0	1
44 Jackson Ritchey	8.10	0-1	3	2	0	0/0	0	3.1	4	4	3	4	2	2	1	0	.308	3	2	0	1	0
35 Ryan Metz	8.53	0-1	5	1	0	0/0	0	6.1	12	10	6	3	8	4	1	2	.429	1	2	0	0	1
22 Ryan Okuda	8.71	2-1	7	2	0	0/0	0	10.1	15	11	10	3	10	1	0	0	.319	2	1	0	0	0
39 Peter Sakellaris	11.57	0-0	4	0	0	0/0	0	2.1	4	5	3	2	2	1	0	0	.308	0	1	0	0	0
46 Griffin Green	13.50	0-0	2	0	0	0/0	0	2.2	7	4	4	0	5	1	0	0	.467	1	1	0	0	0
42 Ryan Gleason	99.00	0-0	1	0	0	0/0	0	0.0	1	2	2	1	0	0	0	1	1.000	1	0	0	0	0
25 Samuel Rochar	99.00	0-0	3	0	0	0/0	0	0.0	2	2	2	3	0	0	0	0	1.000	0	0	0	0	0
Totals	4.43	9-6	15	15	0	1/1	6	134.0	139	82	66	64	174	21	2	13	.264	28	24	0	4	4

Player	c	po	a	e	fld%	dp	sba	csb	sba%	pb	ci
19 Gavin Cross	35	31	4	0	1.000	3	0	0	---	0	0
41 Dayne Leonard	30	26	4	0	1.000	0	1	2	.333	0	0
37 Jonah Seagears	9	9	0	0	1.000	0	0	0	---	0	0
5 Gehrig Ebel	7	7	0	0	1.000	0	0	0	---	2	0
32 Lucas Donlon	5	2	3	0	1.000	0	0	0	---	0	0
99 Brennan Reback	5	5	0	0	1.000	0	0	0	---	0	0
3 Chris Gerard	5	0	5	0	1.000	0	0	1	.000	0	0
29 Carson Jones	4	4	0	0	1.000	0	0	0	---	0	0
22 Ryan Okuda	3	0	3	0	1.000	0	3	0	1.000	0	0
35 Ryan Metz	3	0	3	0	1.000	0	3	1	.750	0	0
16 Matthew Siverling	2	0	2	0	1.000	0	1	1	.500	0	0
30 Peyton Alford	1	1	0	0	1.000	0	0	0	---	0	0
12 Shane Connolly	1	0	1	0	1.000	0	1	0	1.000	0	0
27 Noah Johnson	1	0	1	0	1.000	0	1	0	1.000	0	0
17 Cade Hunter	144	136	7	1	.993	1	11	1	.917	2	1
7 TJ Rumfield	112	108	3	1	.991	7	0	0	---	0	0
8 Tanner Schobel	51	18	31	2	.961	6	0	0	---	0	0
23 Tanner Thomas	12	9	2	1	.917	0	0	0	---	0	0
31 Jack Hurley	22	20	0	2	.909	0	0	0	---	0	0
4 Fritz Genther	51	20	26	5	.902	2	0	0	---	0	0
26 Kevin Madden	40	6	29	5	.875	3	0	0	---	0	0
38 Jaison Heard	3	0	1	2	.333	0	1	0	1.000	0	0
20 Grant Umberger	1	0	0	1	.000	0	0	0	---	0	0
46 Griffin Green	0	0	0	0	.000	0	1	0	1.000	0	0
51 Graham Firoved	0	0	0	0	.000	0	0	1	.000	0	0
47 Jonah Hurney	0	0	0	0	.000	0	0	0	---	0	0
33 Nick Holesa	0	0	0	0	.000	0	0	0	---	0	0
42 Ryan Gleason	0	0	0	0	.000	0	0	0	---	0	0
34 Anthony Simonelli	0	0	0	0	.000	0	1	2	.333	0	0
15 Nic Psimas	0	0	0	0	.000	0	0	0	---	0	0
44 Jackson Ritchey	0	0	0	0	.000	0	0	0	---	0	0
18 Xander Hamilton	0	0	0	0	.000	0	1	0	1.000	0	0
45 Christian Worley	0	0	0	0	.000	0	0	0	---	0	0
10 Nolan Wilson	0	0	0	0	.000	0	0	0	---	0	0
40 Henry Weycker	0	0	0	0	.000	0	0	0	---	0	0
25 Samuel Rochar	0	0	0	0	.000	0	0	0	---	0	0
11 Cade Swisher	0	0	0	0	.000	0	0	0	---	0	0
39 Peter Sakellaris	0	0	0	0	.000	0	0	0	---	0	0
Totals	547	402	125	20	.963	9	14	6	.700	4	1
Opponents	532	385	128	19	.964	11	10	11	.476	3	1

Hitting minimums - 5 Games 5% of Games 20 AB 10 TPA

Pitching minimums - 1 Games

HEADSHOT ROSTER



2
Sam TACKETT
IF | 6-0 | 195 | Fr.
Lexington, Ky.



3
Chris GERARD
P | 5-10 | 175 | So.
Wayne, N.J.




4
Fritz GENTHER
IF | 5-8 | 165 | Fr.
Kingston, N.Y.



5
Gehrig EBEL
C | 6-0 | 190 | Fr.
Ooltewah, Tenn.



7
TJ RUMFIELD
IF | 6-5 | 225 | r-Fr.
Temple, Texas



8
Tanner SCHOBEL
IF | 5-10 | 170 | Fr.
Williamsburg, Va.



9
Brennan REBACK
OF | 6-0 | 195 | Jr.
Vernon Hills, Ill.



10
Nolan WILSON
P | 6-3 | 210 | r-So.
Atlanta, Ga.



11
Cade SWISHER
OF | 5-11 | 190 | Fr.
Chesterfield, Va.



12
Shane CONNOLLY
P | 6-2 | 175 | Jr.
Huntersville, N.C.



15
Nic PSIMAS
P | 6-6 | 225 | Fr.
Chesapeake, Va.



16
Matthew SIVERLING
P | 6-4 | 190 | Fr.
Matthews, N.C.



17
Cade HUNTER
C | 6-2 | 200 | Fr.
Mount Laurel, N.J.



18
Xander HAMILTON
P | 6-4 | 220 | Fr.
Raleigh, N.C.



19
Gavin CROSS
P/OF | 6-3 | 210 | Fr.
Bristol, Tenn.



20
Grant UMBERGER
P | 6-4 | 225 | Fr.
Chester Springs, Pa.



21
Kyle MCKERNAN
P | 6-5 | 200 | Fr.
Waxhaw, N.C.



22
Ryan OKUDA
P | 6-1 | 170 | Jr.
Gibsonia, Pa.




23
Tanner THOMAS
OF | 5-11 | 190 | Sr.
Jacksonville, Fla.




24
Nick BIDDISON
IF | 5-10 | 190
Glen Allen, Va.



25
Samuel ROCHARD
P | 6-1 | 205 | Fr.
Williamsburg, Va.



26
Kevin MADDEN
IF | 6-1 | 215 | So.
Glenwood, Md.



27
Noah JOHNSON
P | 6-5 | 195 | Fr.
Toledo, Ohio



28
Brayden MERRICK
IF | 6-3 | 210 | Fr.
Wirtz, Va.



29
Carson JONES
OF | 6-2 | 190 | Fr.
Glen Allen, Va.



30
Peyton ALFORD
P | 6-0 | 190 | Sr.
Knoxville, Tenn.



31
Jack HURLEY
OF | 6-0 | 185 | Fr.
Boalsburg, Pa.



32
Lucas DONLON
IF | 6-0 | 205 | Fr.
McLean, Va.



33
Nick HOLSEA
IF | 6-2 | 205 | So.
Huntingdon, Pa.



34
Anthony SIMONELLI
P | 6-2 | 200 | Jr.
Winchester, Va.



35
Ryan METZ
P | 6-1 | 190 | Jr.
Fishers, Ind.



37
Jonah SEAGERS
OF | 5-11 | 184 | So.
Gainesville, Va.



38
Jaison HEARD
P | 6-1 | 205 | Sr.
Maitland, Fla.



39
Peter SAKELLARIS
P | 6-0 | 185 | Fr.
Milton, Mass.



40
Henry WEYCKER
P | 5-11 | 205 | Fr.
Wellesley, Mass.



41
Dayne LEONARD
C | 6-0 | 195 | Fr.
Spring Green, Wis.



42
Ryan GLEASON
P | 6-5 | 210 | Fr.
Laytonville, Md.



43
Dusty MERCER
OF | 6-1 | 215 | Fr.
Matthews, N.C.



44
Jackson RITCHEY
P | 6-5 | 190 | Fr.
Huntingdon, Pa.



45
Parker STALLARD
OF | 5-11 | 190 | Fr.
Salem, Va.



46
Griffin GREEN
P | 6-3 | 205 | Fr.
Chelmsford, Mass.



47
Jonah HURNEY
P | 5-8 | 180 | So.
Kamuela, Hawai'i




48
Brady KIRTNER
P | 5-11 | 170 | Fr.
Christiansburg, Va.



49
Ethan FIROVED
P | 6-1 | 185 | Fr.
Virginia Beach, Va.



50
Christian WORLEY
P | 6-1 | 170 | Fr.
Alton, Va.



51
Graham FIROVED
P | 6-1 | 185 | So.
Virginia Beach, Va.



53
Jenner KEHE
P | 6-1 | 165 | Fr.
Golden, Colo.




55
Mike GRUPÉ
P | 6-1 | 195 | Fr.
Purcellville, Va.



John SZEFC
Head Coach
Fourth season



Kurt ELBIN
AC/Rec. Coord.
Fourth Season



Ryan FECTEAU
Assistant Coach
Fourth season



Tyler HANSON
Volunteer AC
Third season



Corey HAINES
Director of Ops
Fourth season



Kyle SARAZIN
Director, Player Dev.
Second season



Tyson PETERSHEIM
Consultant
Second season