



VIRGINIA TECH

2021 BASEBALL



20 MLB PLAYERS • 23 ALL-AMERICANS • 10 NCAA APPEARANCES • 102 DRAFT SELECTIONS

GAMES 12-14

THE MATCHUP

GAMES 12-14 | MARCH 9-10 | ENGLISH FIELD AT ATLANTIC UNION BANK PARK (4,000) | BLACKSBURG, VA.

18 VIRGINIA TECH HOKIES (8-3, 4-2 ACC)



Head Coach:
John Szefc
Record at VT:
66-68 (4th Year)
Career Record:
458-330-3 (16th Year)

VS

FLORIDA STATE SEMINOLES (4-5, 2-4 ACC)



Head Coach:
Mike Martin
Record at FSU:
16-10 (2nd Year)
Career Record:
16-10 (2nd Year)

2021 TEAM STATS

	No.	NCAA	ACC
Batting Average	.280	67	5
Runs	87	34	3
Hits	103	57	5
Home Runs	14	27	4
Stolen Bases	8	126	6
ERA	4.04	83	5
WHIP	1.52	145	11
Fielding Pct	0.968	133	9

* Rankings as of March 12, 2021

2021 TEAM STATS

	No.	NCAA	ACC
Batting Average	.214	228	14
Runs	47	143	12
Hits	64	183	13
Home Runs	6	120	12
Stolen Bases	8	126	6
ERA	3.18	46	3
WHIP	1.26	57	3
Fielding Pct	0.977	56	6

* Rankings as of March 12, 2021

2021 SCHEDULE

RECORD	8-3
ACC	4-2
NON-CONFERENCE	4-1
HOME	6-2
AWAY	2-1
NEUTRAL	0-0

Date	Opponent	TV	Time/Result
2/21	Kent State (DH)	ACCNX	W, 3-1; W, 9-2
2/23	Radford	ACCNX	W, 22-2
2/26	at Miami*	ACCNX	W, 5-3
2/27	at Miami*	ACCNX	L, 3-0
2/28	at Miami*	ACCNX	W, 9-6
3/5	North Carolina*	ACCNX	W, 10-6
3/6	North Carolina*	ACCNX	W, 6-4
3/7	North Carolina*	ACCNX	L, 9-6
3/9	VCU	ACCNX	W, 10-9
3/10	VCU	ACCNX	L, 7-10
3/12	Florida State*	ACCNX	4 PM
3/13	Florida State*	ACCNX	3 PM
3/14	Florida State*	ACCNX	1 PM
3/16	UNC Greensboro	ACCNX	4 PM
3/19	at Clemson*		6 PM
3/20	at Clemson*		3 PM
3/21	at Clemson*		1 PM
3/26	at Pitt*		3 PM
3/27	at Pitt*		3 PM
3/28	at Pitt*		1 PM
4/1	Boston College*	ACCNX	6 PM
4/2	Boston College*	ACCNX	6 PM
4/3	Boston College*	ACCNX	1 PM
4/6	at East Tennessee State		6 PM
4/9	at Wake Forest*		6 PM
4/10	at Wake Forest*		4 PM
4/11	at Wake Forest*		1 PM
4/13	at Liberty		6 PM
4/16	Georgia Tech*	ACCNX	6 PM
4/17	Georgia Tech*	ACCNX	3 PM
4/18	Georgia Tech*	ACCNX	1 PM
4/20	VMI	ACCNX	6 PM
4/23	at NC State*		6:30 PM
4/24	at NC State*		6:30 PM
4/25	at NC State*		1 PM
4/27	East Tennessee State	ACCNX	6 PM
4/30	Virginia*	ACCN	6 PM
5/1	Virginia*	ACCN	3 PM
5/2	Virginia*	ACCN	1 PM
5/4	Georgetown	ACCNX	6 PM
5/8	Toledo (DH)	ACCNX	2 PM
5/9	Toledo	ACCNX	2 PM
5/12	Liberty	ACCN	6 PM
5/14	at Duke*		TBD
5/15	at Duke*		TBD
5/16	at Duke*		TBD
5/20	Notre Dame*	ACCNX	6 PM
5/21	Notre Dame*	ACCNX	6 PM
5/22	Notre Dame*	ACCNX	1 PM
5/25-5/30	ACC Championship ¹		TBA

* - ACC Game
1 - Played at TBD

All Times Eastern & Subject to Change

SERIES HISTORY: VIRGINIA TECH - FLORIDA STATE

Overall: 15-46

In Blacksburg: 6-11

In Tallahassee: 8-30

At Neutral Sites: 1-5

Last Meeting: March 9, 2019 - W, 6-0 - Tallahassee, Fla.

Last Five Meetings (3-2)

Date	Result	Location
March 9, 2019	W, 6-0	Tallahassee, Fla.
March 9, 2019	L, 2-5	Tallahassee, Fla.
March 8, 2019	L, 8-9 (10)	Tallahassee, Fla.
March 19, 2017	W, 17-0	Blacksburg, Va.
March 18, 2017	W, 13-12	Blacksburg, Va.


KEY STORYLINES

AT THE PLATE

- Coming off of a two-game series with in-state foe VCU (6-6), No. 18 Virginia Tech baseball prepares to face Florida State this weekend starting with Game 1 on Friday at 4 p.m. at English Field at Atlantic Union Bank Park with all games being broadcasted on ACC Network.
- The Hokies (8-3, 4-2 ACC) and Seminoles (4-5, 2-4) will meet for the first time since 2019. The Noles lead the all time series 46-15.
- Tech is heading into the series with a 4-2 conference record, their best ACC start since 2015.

WHO TO WATCH

- Kevin Madden has been shining for the Hokies in the last few games.
- He is currently batting .348 and is tied with TJ Rumfield for the most hits on the team (16).
- Madden also has nine RBIs on the year and two doubles.
- Madden is second on the team in batting average against ACC foe (.333).
- He has nine hits and seven RBIs in ACC play.



BROADCAST INFO

ONLINE STREAM:



Friday/Saturday

Evan Hughes (PxP)
Andrew Wells (Color)

Sunday

Bailey Angle (PxP)
Andrew Wells (Color)

Radio:

Bryant Johnson

LIVE STATS:

stats.hokiesports.com

QUICK FACTS

THE BASICS

University Name: Virginia Tech
 Location: Blacksburg, Va.
 Founded: 1872
 Enrollment: 36,000
 President: Dr. Timothy Sands
 Director of Athletics: Whit Babcock
 Nickname: Hokies
 Mascot: Hokie Bird
 Colors: Chicago Maroon and Burnt Orange
 Affiliation: NCAA Division I
 Conference: Atlantic Coast

FIELD FACTS

English Field at Atlantic Union Bank Park
 Normal Capacity: 4,000
 2021 Capacity: 250
 Record at Ballpark: 514-298-3 (.633) 33rd Season
 Dimensions: 330-375-400-375-330
 Surface: AstroTurf

TEAM INFORMATION

2020 Record: 11-5
 Home/Away/Neutral: 8-0/3/0-2
 Conference Record: 1-2
 Home/Away: -1/2
 Conference Finish: n/a
 Conference Tournament: n/a
 Starters Returning: Pos. Players: 6, Pitchers: 2
 Starters Lost: Pos. Players: 3, Pitchers: 1
 Lettermen Returning/Lost: 26/8
 Newcomers: 20

Total seasons: 128th
 All-Time Record: 2,201-2,596-26
 College World Series Appearances: none
 NCAA Regional Appearances: 10
 Last NCAA Appearance/Regional: 2013/Blacksburg
 NCAA Record (Overall): 2-2 (9-20)
 Conference Titles: 11
 Last Conference Title: 2002 (BIG EAST reg.)

MEDIA INFORMATION

CREDENTIALS

Outlets interested in obtaining credentials to cover Virginia Tech baseball home games must apply for credentials via email:

taylors01@vt.edu

All credentials for Virginia Tech home games this season will be issued on a single-game basis, and media seating is extremely limited.

INTERVIEW POLICY

Gamedays: Coach John Szefc and requested players will be available to the media after the game and following a 10-minute cooling off period. For home games, both player interviews and Coach Szefc will be conducted online via Zoom.

Non-Gamedays: All coach and player interview requests need to be arranged through the Virginia Tech Strategic Communications Office - contact Taylor Seay (c: 540-748-9774; e: taylors01@vt.edu). Players and coaches should not be contacted directly under any circumstances.

2021 VIRGINIA TECH NUMERICAL ROSTER

No.	Name	Pos.	Cl.	B/T	Ht.	Wt.	Hometown/Previous School
2	Sam Tackett	IF	Fr.	R/R	6-0	195	Lexington, Ky./Lafayette
3	Chris Gerard	P	So.	R/L	5-10	175	Wayne, N.J./Bergen Catholic
4	Fritz Genter	IF	Fr.	R/R	5-8	165	Kingston, N.Y./Kingston
5	Gehrig Ebel	C	Fr.	R/R	6-0	190	Ooltewah, Tenn./Baylor School
7	TJ Rumfield	IF	R-Fr.	L/R	6-5	225	Temple, Texas/Texas Tech
8	Tanner Schobel	IF	Fr.	R/R	5-10	170	Williamsburg, Va./Walsingham Academy
9	Brennan Reback	OF	Jr.	L/L	6-0	195	Vernon Hills, Ill./Central Arizona JC
10	Nolan Wilson	P	R-So.	R/R	6-3	210	Atlanta, Ga./Lakeside
11	Cade Swisher	OF	Fr.	L/R	5-11	190	Chesterfield, Va./Cosby
12	Shane Connolly	P	Jr.	L/L	6-2	175	Huntersville, N.C./The Citadel
15	Nic Psimas	P	Fr.	R/R	6-6	225	Chesapeake, Va./Nansemond-Suffolk Academy
16	Matthew Siverling	P	Fr.	L/L	6-4	190	Matthews, N.C./Charlotte Christian
17	Cade Hunter	C	Fr.	L/R	6-2	200	Mount Laurel, N.J./Lenape
18	Xander Hamilton	P	Fr.	L/R	6-4	220	Raleigh, N.C./Needham Broughton
19	Gavin Cross	P/OF	Fr.	L/L	6-3	210	Bristol, Tenn./Tennessee
20	Grant Umberger	P	Fr.	R/L	6-4	225	Chester Springs, Pa./Downingtown East
21	Kyle McKernan	P	Fr.	R/R	6-5	200	Waxhaw, N.C./Marvin Ridge
22	Ryan Okuda	P	Jr.	L/L	6-1	170	Gibsonia, Pa./Pine-Richland
23	Tanner Thomas	OF	Sr.	L/R	5-11	190	Jacksonville, Fla./Tallahassee CC
24	Nick Biddison	IF	So.	R/R	5-10	190	Glen Allen, Va./St. Christopher's
25	Samuel Rochard	P	Fr.	R/R	6-1	205	Williamsburg, Va./Warhill
26	Kevin Madden	IF	So.	R/R	6-1	215	Glenwood, Md./St. Paul's
27	Noah Johnson	P	Fr.	L/L	6-5	195	Toledo, Ohio/St. Francis De Sales
28	Brayden Merrick	IF	Fr.	R/R	6-3	210	Wirtz, Va./Franklin County
29	Carson Jones	OF	Fr.	L/L	6-2	190	Glen Allen, Va./Deep Run
30	Peyton Alford	P	Sr.	L/L	6-0	190	Knoxville, Tenn./Walters State CC
31	Jack Hurley	OF	Fr.	L/R	6-0	185	Boalsburg, Pa./State College
32	Lucas Donlon	IF	Fr.	R/R	6-0	205	McLean, Va./Georgetown Prep
33	Nick Holesa	IF	So.	L/R	6-2	205	Huntingdon, Pa./Huntingdon Area
34	Anthony Simonelli	P	Jr.	R/R	6-2	200	Winchester, Va./St. John's River SC
35	Ryan Metz	P	Jr.	R/R	6-1	190	Fishers, Ind./Fishers
37	Jonah Seagears	OF	So.	R/R	5-11	184	Gainesville, Va./Battlefield
38	Jaison Heard	P	Sr.	R/R	6-1	205	Maitland, Fla./St. John's River SC
39	Peter Sakellaris	P	Fr.	R/R	6-0	185	Milton, Mass./Milton Academy
40	Henry Weycker	P	Fr.	L/L	5-11	205	Wellesley, Mass./Wellesley
41	Dayne Leonard	C	Fr.	R/R	6-0	195	Spring Green, Wis./Des Moines Area CC
42	Ryan Gleason	P	Fr.	L/L	6-5	210	Laytonsville, Md./Georgetown Prep
43	Dusty Mercer	OF	Fr.	L/L	6-1	215	Matthews, N.C./Weddington
44	Jackson Ritchey	P	Fr.	R/R	6-5	190	Huntingdon, Pa./Huntingdon Area
46	Griffin Green	P	Fr.	R/R	6-3	205	Chelmsford, Mass./Phillips Academy
47	Jonah Hurney	P	So.	L/L	5-8	180	Kamuela, Hawaii/Southwestern Oregon CC
48	Brady Kirtner	P	Fr.	R/R	5-11	170	Christiansburg, Va./Christiansburg
49	Ethan Firoved	P	Fr.	L/L	6-1	185	Virginia Beach, Va./First Colonial
50	Christian Worley	P	Fr.	R/R	6-1	170	Alton, Va./Halifax County
51	Graham Firoved	P	So.	R/R	6-1	185	Virginia Beach, Va./Northwest Florida JC
53	Jenner Kehe	P	Fr.	R/R	6-1	165	Golden, Colo./Lakewood
55	Mike Grupé	P	Fr.	R/R	6-1	195	Purcellville, Va./Loudoun Valley

COACHING & SUPPORT STAFF

Head Coach: John Szefc (Drexel, 1989)
Record at VT (Years): 66-68 (4th)
Overall Record (Years): 458-327-3 (16th)
Assistant Coach: Ryan Fecteau (4th Season)
Assistant Coach: Kurt Elbin (4th Season)
Volunteer Assistant Coach: Tyler Hanson (3rd Season)
Director of Operations: Corey Haines (4th Season)
Director of Player Development: Kyle Sarazin (2nd Season)
Baseball Consultant: Tyson Petersheim (1st Season)
Strength & Conditioning: Brian Neal (3rd Season)
Athletic Trainer: Kyle Staggers (3rd Season)
Equipment: Daniel Mervos (4th Season)
Nutritionist: Alyson Onyon (4th Season)
Academics: Mike Swanhart (13th Season)

PRONUNCIATION GUIDE

Chris Gerard	Jur-ARD
Gehrig Ebel	Gair-ig Ee-bull
Fritz Genter	GEN-thur
Tanner Schobel	SHOW-bull
Nic Psimas	SIM-is
Grant Umberger	UHM-bur-ger
Kyle McKernan	Muh-ker-nin
Matthew Siverling	SIV-er-ling
Ryan Okuda	OH-koo-duh
Brayden Merrick	MAIR-ick
Nick Biddison	BID-uh-sin
Samuel Rochard	ROW-shard
Peyton Alford	ALL-ferd
Anthony Simonelli	SY-MON-ell-ee
Jonah Seagears	SEE-gears
Jaison Heard	JAY-sin
Peter Sakellaris	SACK-uh-lair-is
Ethan & Graham Firoved	FEAR-oh-ved
Henry Weycker	WHY-ker
Mike Grupé	grew-PAY
John Szefc	SHEFF
Ryan Fecteau	FECK-toe

BY THE NUMBERS

17 Freshman Tanner Schobel is currently leading the Hokies with 17 RBIs, eight of those coming from ACC play. He had four RBIs in Game 3 against Miami and three against Radford.

14 The Hokies have hit 14 home runs this season. TJ Rumfield and Cade Hunter both lead the team with three each. Tech has not hit a home run in just two games this season.

18 The Hokies ranked No. 18 on the D1 Baseball poll this week after winning the series against UNC, the first time in Tech history. Tech also ranked No. 12 this week on the Baseball America poll.

NOTEWORTHY

RING THE SCHO-BELI

- Freshman Tanner Schobel continues to shine for the Hokies in his first year as a Hokie.
- He currently leads Tech with 17 RBIs, eight of those against ACC opponents.
- He had two doubles in Game 1 against UNC and against VCU.
- He is currently fourth on the Hokies' roster in hits (13).

FRESHMAN PHENOMS

- Freshman starters Jack Hurley and Tanner Schobel have been dominating for the Hokies since the beginning of the season.
- Schobel currently leads the team with 14 RBIs in nine games.
- Hurley and Schobel both hit home runs against UNC over the weekend.
- Hurley is currently batting .296 with 27 at bats.

SUNSHINE NATIVES

- Tanner Thomas showed up in his home state of Florida.
- The Jacksonville native had four hits in Miami and scored two runs.
- Maitland native Jaison Heard also shined for the Hokies against Miami.
- Heard earned the win for Tech on Sunday striking out five batters and allowing just two hits all weekend.

FEELING 22

- The Hokies scored 22 runs against the Radford Highlanders on Tuesday, the most runs ever scored in the series.
- The Hokies had 17 hits, including three home runs from TJ Rumfield and Cade Hunter.
- Virginia Tech pitchers tossed 12 strikeouts and only gave up two runs.

HOKIES STRIKE FIRST

- In both games on Sunday, Tech scored at least one run in the first inning.
- The Hokies were able to maintain their lead in both games, leading to a sweep of the Golden Flashes.
- Since 2017, Tech has scored first in 3 of 5 opening games and won four of those games.

YEAR FOUR

- Virginia Tech head coach John Szefc begins his fourth year with the Hokies and, as history says under Szefc, it should be the best season for Tech in recent memory.
- In his fourth season at his previous stops, Szefc won 27 games at Marist (1999) and 30 at Maryland (2016).
- The last time the Hokies won 30 or more games was in 2013 (won 40). So, it's looking like good things are brewing for Tech now, with the foundation build, and that hasn't happened in some time.

DEPTH WILL BE A STRONG SUIT

- Tech should be feeling pretty good about the quality of depth it has on this team coming back from a season ago, with it returning 26 letterwinners.
- The Hokies have six starters coming back that are position players and two starting pitchers, as well.
- That's something that hasn't happened in some time, with over the last few years there being quite a flip of the roster year-over-year.

HOME SWEET HOME

- Tech will play a 51-game regular season in 2021 and of those 51 contests, 33 will be played at the friendly confines of English Field at Atlantic Union Bank Stadium.
- That marks the most games at home over the last 20 seasons, with the second most being back in 2008 when the team played 31 home contests.
- Look for the Hokies to capitalize on that with their home-field advantage, owning a .542 home winning percentage in the Szefc era (32-27).

BUNCH OF ROADRUNNERS

- Tech was one of the better teams on the base paths last season, ranking 13th nationally in steals per game (2.25), which was good for third in the ACC.
- The Hokies racked up the 10th most in the land (36) behind Fritz Genther and Brennan Reback owning eight steals apiece, and they both return for the maroon and orange.
- Outfielder Gavin Cross had seven himself, for the three to account for 23 of the 36 swipes (63.9%).

RECORD BREAKDOWN

	Overall	ACC
Overall	8-3	4-2
Home	6-2	2-1
Away	2-1	2-1
Neutral	--	--
Non-Conference	4-1	--
vs. Ranked Opponent	4-2	4-2
Day Games	7-2	3-1
Night Games	1-1	1-1
vs. Left-Handed Starter	2-0	--
vs. Right-Handed Starter	6-1	4-2
1-Run Games	1-0	--
2-Run Games	3-0	2-0
5+ Run Games	2-0	--
Extra Innings	--	--
Shutouts	--	--
Scoring 0-2 Runs	0-1	0-1
Scoring 3-5 Runs	2-0	1-0
Scoring 6-9 Runs	3-2	2-1
Scoring 10+ Runs	3-0	1-0
Opp. 0-2 Runs	3-0	--
Opp. 3-5 Runs	2-1	2-1
Opp. 6-9 Runs	3-1	2-1
Opp. 10+ Runs	0-1	--
Score in 1st Inning	3-1	--
Opp. Score in 1st Inning	4-1	3-1
Score First	2-1	--
Opp. Score First	6-2	4-2
After 6 Innings:		
Leading	6-0	3-0
Trailing	1-3	1-2
Tied	1-0	--
After 7 Innings:		
Leading	7-0	4-0
Trailing	0-3	0-2
Tied	1-0	--
After 8 Innings:		
Leading	7-0	4-0
Trailing	0-3	0-2
Tied	1-0	--
Hit 0 Home Runs	1-2	0-1
Hit 1 Home Run	3-0	1-0
Hit 2+ Home Runs	4-1	3-1
Opp. 0 Home Runs	4-1	0-1
Opp. 1 Home Run	4-1	3-1
Opp. 2+ Home Runs	--	--
Made 0 Errors	2-1	--
Made 1 Error	3-1	1-0
Made 2+ Errors	3-1	1-1
Opp. 0 Errors	5-1	2-0
Opp. 1 Error	0-1	0-1
Opp. 2+ Errors	3-1	--
Out-Hit Opp.	4-0	1-0
Out-Hit by Opp.	2-3	1-2
Hits are tied	2-0	2-0
BY MONTH		
February	5-1	2-1
March	3-2	2-1
April	--	--
May	--	--
BY UNIFORM		
All Whites	2-0	1-0
Maroon Top	2-1	1-0
Orange Top	--	--
Black Top	1-1	1-1
Gray Top	0-1	0-1
Pinstripes	3-0	1-0

THROW 'EM A CHAIR

- Tech also was very effective at striking its opponents out at the plate regularly last season, taking pressure off the defense to make play after play for outs.
- The Hokies ranked ninth in the country in strikeouts per nine innings (11.9), which was fourth in the ACC.
- However, a big part of them ranking so high was behind the arm of Ian Seymour, who is no longer playing ball at Tech after being selected in the second round of the MLB Draft last summer to the Tampa Bay Rays, with his ridiculous 17.7 average that ranked fourth nationally.
- So, for the Hokies to be one of the top teams in that department again, look for the likes of Chris Gerard (29 Ks in '20), Anthony Simonelli (26 Ks in '20) and others to carry the load in the 2021 season.

SMALL BALL WINS

- Tech, which won 11 of its first 16 games last year before the season being put on the shelf due to COVID-19 implications, was getting it done with small ball as one of its staples to its success.
- Having three players in the top eight of the ACC for sacrifice bunts, the Hokies' Brennan Reback and Tanner Thomas each had three last season and Fritz Genther had two.
- The Hokies had 10 sacrifice bunts on the year to rank second in the ACC and sixth among Power Five teams.

BIDDISON, WHAT'S NOT TO LOVE?

- The player who really took a step forward last year for the Hokies was Nick Biddison, improving his batting average from .281 his freshman year in 2019 to .344 last season.
- He also improved his slugging percentage from .500 to .557, respectively.
- The infielder, who has dabbled as a catcher and outfielder as well since his arrival to Blacksburg, is riding a 14-game hitting streak into this weekend, as well as a 23-game on-base streak that dates way back to April 30, 2019 against Old Dominion.
- He got on base the last seven games of the season in 2019 and made it to first base in all of last year's 16 games for a total of 23.
- Lastly, he also has started every game he's played in for Tech, owning a 62-game start streak. He had 52 starts his freshman year and 16 last season.

CROSS READY FOR NEXT STEP

- As mentioned on the first page, outfielder Gavin Cross had himself quite a freshman season in Blacksburg last year.
- Now, looking to make strides off that, expect the Tennessee native to take a step forward and be one of the key contributors for Tech and to be thought of as a leader as well.
- Cross, who was a Freshman All-American, stacked up pretty well to other ACC freshmen at the dish, owning the third best batting average among the league's freshies.

Name	H	SLG	BA
Chris Newell (Virginia)	24	.729	.407
Dylan Simmons (FSU)	14	.486	.378
Gavin Cross (VT)	24	.385	.369



STANDINGS

ATLANTIC DIVISION

TEAM	OVERALL	ACC	PCT
Notre Dame	4-2	4-2	0.667
Boston College	9-2	2-1	0.667
Florida State	4-5	2-4	0.333
Louisville	8-4	1-2	0.333
Clemson	5-5	1-2	0.333
Wake Forest	3-4	1-2	0.333
NC State	4-6	1-5	0.167

COASTAL DIVISION

TEAM	OVERALL	ACC	PCT
Georgia Tech	8-3	5-1	0.833
Virginia Tech	8-3	4-2	0.667
Pitt	7-3	4-2	0.667
North Carolina	7-3	3-3	0.500
Miami	6-4	3-3	0.500
Duke	6-6	3-3	0.500
Virginia	7-5	2-4	0.333

PREDICTED ORDER OF FINISH

ATLANTIC DIVISION

TEAM (FIRST-PLACE VOTES)	POINTS
1. Louisville (11)	95
2. NC State (1)	74
3. Florida State (1)	73
4. Clemson (1)	48
5. Wake Forest	45
6. Boston College	39
7. Notre Dame	18

COASTAL DIVISION

TEAM (FIRST-PLACE VOTES)	POINTS
1. Miami (7)	89
2. Virginia (5)	85
3. Georgia Tech (2)	71
4. Duke	59
5. North Carolina	40
6. Virginia Tech	31
7. Pitt	17

HOME RUN TRACKER

No.	Player	G#	Date	Opponent	Pitcher	On base	Inn	Outs	Count	Score
1	Gavin Cross	2	Feb. 21	Kent State	C. Romel	1	2	1	0-1	3-0
2	TJ Rumfield	3	Feb. 23	Radford	T. Bowes	0	3	2	1-0	3-1
3	Cade Hunter	3	Feb. 23	Radford	L. Higgeson	2	7	2	2-1	8-2
4	TJ Rumfield	3	Feb. 23	Radford	L. Higgeson	3	7	2	0-0	12-2
5	Cade Hunter	4	Feb. 26	@ Miami	D. Federman	1	2	2	0-2	1-2
6	TJ Rumfield	4	Feb. 26	@ Miami	D. Federman	1	3	1	0-0	3-2
7	Fritz Genther	6	Feb. 28	@ Miami	V. Mederos	0	3	0	0-0	1-2
8	Gavin Cross	6	Feb. 28	@ Miami	J. Dubberly	1	8	1	0-1	7-6
9	Cade Hunter	7	March 5	UNC	Pry	1	5	2	0-1	6-6
10	Jack Hurley	7	March 5	UNC	O'Brien	0	6	0	2-1	8-6
11	Tanner Schobel	8	March 6	UNC	Carlson	0	2	1	1-1	0-1
12	Tanner Schobel	9	March 7	UNC	Alba	0	2	1	2-0	0-4
13	Jack Hurley	9	March 7	UNC	Ollio	2	2	2	3-1	1-4
14	Lucas Donlon	10	March 9	VCU	M. Delane	1	2	2	1-1	0-5



THE SZEFC FILE

Record at Tech

Seasons: Fourth Season
Record: 66-68 (.493)
ACC Record: 22-47 (.319)
vs. Nonconference: 44-21 (.677)
vs. Ranked Teams: 10-29 (.256)
Record at Home: 38-29 (.567)
Record on Road: 21-33 (.389)
Record at Neutral: 7-6 (.538)

Career Record

Seasons: 16th Season
Record: 458-327-3 (.583)
ACC Record: 48-80 (.375)
vs. Ranked Teams: 36-62 (.367)

Personal

Hometown: Middletown, New York
Wife: Barbara
Children: Anna, John Michael, Sam

Education

College: Drexel (corporate communications, 1989)
 Temple (MA sports administration)

Playing Experience

Connecticut (1986-87)
 Drexel (1988-89)

Fast Facts

- Has led his teams to seven NCAA postseason berths – Maryland (3), Marist (4).
- Advanced to back-to-back NCAA Super Regionals in 2014 and 2015 at Maryland.
- Only coach in Maryland program history to post five consecutive 30-win seasons.
- Only coach at Maryland to post back-to-back 40- win seasons and advance to a Super Regional.
- Maryland made three NCAA appearances in the first 120 years in program history. Szeffc led the Terps to three berths in five seasons.
- His .596 winning percentage at Maryland is the best ever in school history.
- Owns 10 overall 30-win seasons, which includes three 40-win seasons – Maryland (2), Marist (1).
- Has won two conference regular-season titles and four tournament titles at Marist – Metro Atlantic Athletic Conference (3), Northeast Conference (1).
- Has coached 107 players that have been drafted or signed pro contracts since 1997, including 34 over the last seven drafts (as a head coach).
- Was NEC Coach of the Year in 1997 and ABCA Northeast Coach of the Year in 2001.
- Has developed 23 All-Americans, including 10 at Maryland.

Virginia Tech Director of Athletics Whit Babcock announced the hiring of Tech's 25th head baseball coach on June 9, 2017 and formally introduced John Szeffc as the head coach of the baseball program at a press conference a few days later on June 15. The 2020 season will mark his third as the Hokies' head coach.

Szeffc (pronounced SHEFF), who won his 400th career game on March 10, 2018 guiding the Hokies to a 3-1 victory over Pitt, accepted the position at Tech after leading Maryland to three NCAA appearances and a 180-122 (.596) overall record as the Terrapins' head coach. Before arriving in Blacksburg, Szeffc owned a 392-259-3 (.602) career record in 12 seasons as an NCAA head coach, producing 10 campaigns with 30 or more wins.

In addition to ending a 43-year NCAA tournament drought and becoming the fastest coach to 100 career wins at Maryland, Szeffc spent seven seasons (1996-2002) at the helm of the Marist College baseball program, where he led the team to four conference championships, four NCAA Regional appearances and a 212-137-3 (.607) overall mark. Szeffc earned Northeastern Conference Coach of the Year honors in 1997 and was the American Baseball Coaches Associate Northeast Region Coach of the Year in 2001.

The first coach in Maryland history to ever take the Terrapins to an NCAA Super Regional, Szeffc accomplished the feat twice in 2014 and 2015 as he guided the program to the first two 40-win seasons in school history and claimed Maryland's first two NCAA Regional crowns. Maryland achieved a final No. 14 ranking both seasons, the highest finishes in school history.

He guided the Terrapins to the ACC Tournament final for the first time in 38 years in 2014 and then took Maryland to the Big Ten tournament final in the school's initial season in that conference, winning a program-best 42 games in 2015.

Szeffc has coached 107 players that have been drafted or signed professional contracts since 1997, including four in 2018 and five in 2019. Over the last seven drafts, 34 of his players have been selected, including the 45th pick of the 2014 draft Jake Stinnett, the highest pick of a Maryland player in almost a decade. Almost a dozen have gone on to play in the Major Leagues, including most recently, Mike Shawaryn (Red Sox) and Lamonte Wade (Twins) in 2019. He has also helped develop 23 All-Americans, including 10 of the 20 players in Maryland history to earn that distinction.

The Middletown, N.Y. native arrived at Maryland after a two-year stint as associate head coach and recruiting coordinator at Kansas State (2011-12) and a two-season stay as assistant head coach and recruiting coordinator at Kansas (2009-10). He also enjoyed a six-season tenure as an assistant coach and recruiting coordinator at Louisiana (2003-08). Szeffc began his coaching career as an assistant at Sacred Heart (1995) and at Drexel (1990-93).

Szeffc managed the New York Generals in the Atlantic College Baseball League during the summers of 1995 and 1996. He led the club to a 47-28 record, earned two consecutive division titles and took the Generals to the ACBL title game in 1996.

Collegiately, he played two years at Connecticut before transferring in 1987 to Drexel. During his senior campaign for the Dragons, he was tabbed an All-East Coast Conference outfielder.

He graduated from Drexel University with a degree in corporate communications in 1989. He also holds a master's degree in sports administration from Temple University.

Szeffc and his wife, Barbara, have a daughter, Anna, and two sons, John Michael and Sam.

SZEFC'S YEAR-BY-YEAR HEAD COACHING RECORD

YEAR	SCHOOL	OVERALL	CONFERENCE	CONFERENCE	POSTSEASON
		RECORD	RECORD	FINISH	
1996	Marist	16-24	8-13	7th Northeast	
1997	Marist	32-19	14-7	T-1st Northeast	NCAA Regional
1998	Marist	30-17	18-8	2nd MAAC North	
1999	Marist	27-23	14-12	3rd MAAC North	
2000	Marist	33-19-2	16-11	4th MAAC	NCAA Regional
2001	Marist	33-21-1	17-10	3rd MAAC	NCAA Regional
2002	Marist	41-14	22-5	1st MAAC	NCAA Regional
2013	Maryland	30-25	11-19	4th ACC Atlantic	
2014	Maryland	40-23	15-14	2nd ACC Atlantic	NCAA Super Regional
2015	Maryland	42-24	14-10	T-3rd Big Ten	NCAA Super Regional
2016	Maryland	30-27	13-11	T-6th Big Ten	
2017	Maryland	38-23	15-9	5th Big Ten	NCAA Regional
2018	Virginia Tech	21-33	8-22	7th ACC Coastal	
2019	Virginia Tech	26-27	9-21	6th ACC Coastal	
2020	Virginia Tech	11-5	1-2		
2021	Virginia Tech	5-1	---		
At Marist (7 seasons)		212-137-3	(.607)	4 MAAC Tourney Titles; 4 NCAA Regionals	
At Maryland (5 seasons)		180-122	(.596)	3 NCAA Regionals; 2 Super Regionals	
At Tech (4 seasons)		66-68	(.493)		
Overall (16 seasons)		458-327-3	(.583)	7 NCAA Regionals, 2 Super Regionals	

TEAM GAME-BY-GAME

2021 VT Baseball
Team Game-by-Game for Virginia Tech (as of Mar 10, 2021)
Batting (All games)

Date	Opponent	ab	r	h	rbi	2b	3b	hr	tb	bb	ibb	sb	cs	hbp	sac	sf	gdp	k	po	a	e	lob	avg
Feb 21	KENT STATE	27	3	3	3	1	0	0	4	6	0	2	0	1	0	0	0	10	27	11	0	7	.111
Feb 21	KENT STATE	28	9	8	9	2	0	1	13	7	0	2	1	1	0	2	0	8	27	5	0	5	.200
Feb 23	RADFORD	39	22	16	18	5	0	3	30	6	0	0	0	6	0	3	1	7	27	9	1	8	.287
*Feb 26	at Miami (FL)	32	5	6	5	1	1	2	15	1	0	2	0	1	1	0	0	12	27	15	2	3	.262
*Feb 27	at Miami (FL)	30	0	5	0	0	0	0	5	1	0	0	0	0	0	0	0	9	24	11	0	4	.244
*Feb 28	at Miami (FL)	39	9	11	9	0	0	2	17	4	1	0	1	2	0	0	0	9	27	11	1	9	.251
*Mar 05	NORTH CAROLINA	36	10	15	10	3	1	2	26	4	0	0	1	1	0	0	1	8	27	3	1	7	.277
*Mar 06	NORTH CAROLINA	27	6	7	6	1	0	1	11	7	0	0	2	1	0	1	0	4	27	11	2	6	.275
*Mar 07	NORTH CAROLINA	32	6	6	5	0	0	2	12	6	0	0	0	3	0	0	0	11	27	5	3	8	.266
Mar 09	VCU	41	10	15	8	3	0	1	21	8	1	0	1	1	0	0	0	7	27	6	2	15	.278
Mar 10	VCU	37	7	11	7	3	1	0	16	5	0	2	0	0	0	1	1	4	27	7	1	9	.280
Totals		368	87	103	80	19	3	14	170	55	2	8	6	17	1	7	3	89	294	94	13	81	.280

2021 VT Baseball
Team Game-by-Game for Virginia Tech (as of Mar 10, 2021)
Pitching (All games)

Date	Opponent	ip	h	r	er	bb	so	2b	3b	hr	wp	bk	hbp	dp	ibb	score	w-l	sv	era
Feb 21	KENT STATE	9.0	6	1	1	3	10	4	0	0	1	0	0	0	0	3-1	1-0	1	1.00
Feb 21	KENT STATE	9.0	7	2	2	2	8	0	0	0	0	0	3	1	0	9-2	2-0	2	1.50
Feb 23	RADFORD	9.0	8	2	1	4	12	1	1	0	4	0	1	2	0	22-2	3-0	2	1.33
*Feb 26	at Miami (FL)	9.0	6	3	2	4	11	0	0	0	0	0	1	1	0	5-3	4-0	3	1.50
*Feb 27	at Miami (FL)	8.0	7	3	3	3	7	0	0	0	3	0	1	1	0	0-3	4-1	3	1.84
*Feb 28	at Miami (FL)	9.0	11	6	4	5	9	0	0	1	2	0	0	1	1	9-6	5-1	4	2.21
*Mar 05	NORTH CAROLINA	9.0	10	6	5	6	21	1	0	2	1	0	1	0	0	10-6	6-1	5	2.61
*Mar 06	NORTH CAROLINA	9.0	9	4	3	4	15	0	0	1	1	0	1	0	0	6-4	7-1	6	2.66
*Mar 07	NORTH CAROLINA	9.0	9	9	6	8	14	2	0	1	2	0	3	1	1	6-9	7-2	6	3.04
Mar 09	VCU	9.0	12	9	9	6	13	4	0	1	1	0	2	1	0	10-9	8-2	6	3.64
Mar 10	VCU	9.0	13	10	8	6	12	4	1	0	2	0	2	0	3	7-10	8-3	6	4.04
Totals		98.0	98	55	44	51	132	16	2	6	17	0	15	8	5	87-55	8-3	6	4.04

OPPONENT GAME-BY-GAME

2021 VT Baseball
Opponent Game-by-Game for Virginia Tech (as of Mar 10, 2021)
Batting (All games)

Date	Opponent	ab	r	h	rbi	2b	3b	hr	tb	bb	ibb	sb	cs	hbp	sac	sf	gdp	k	po	a	e	lob	avg
Feb 21	KENT STATE	33	1	6	1	4	0	0	10	3	0	0	0	0	0	0	0	10	24	4	0	8	.182
Feb 21	KENT STATE	32	2	7	2	0	0	0	7	2	0	0	1	3	0	0	1	8	24	6	0	8	.200
Feb 23	RADFORD	34	2	8	2	1	1	0	11	4	0	1	0	1	0	0	1	12	24	9	3	10	.212
*Feb 26	at Miami (FL)	29	3	6	3	0	0	0	6	4	0	1	1	1	0	1	0	11	27	8	0	5	.211
*Feb 27	at Miami (FL)	29	3	7	3	0	0	0	7	3	0	0	1	1	0	0	1	7	27	4	0	6	.217
*Feb 28	at Miami (FL)	37	6	11	6	0	0	1	14	5	1	0	1	0	1	0	1	9	27	10	2	10	.232
*Mar 05	NORTH CAROLINA	37	6	10	6	1	0	2	17	6	0	0	0	1	0	1	0	21	24	12	0	12	.238
*Mar 06	NORTH CAROLINA	38	4	9	4	0	0	1	12	4	0	0	0	1	0	0	0	15	24	11	0	12	.238
*Mar 07	NORTH CAROLINA	36	9	9	9	2	0	1	14	8	1	1	0	3	1	1	0	14	27	7	1	13	.239
Mar 09	VCU	35	9	12	9	4	0	1	19	6	0	1	2	2	1	0	0	13	25	10	3	9	.250
Mar 10	VCU	40	10	13	6	4	1	0	19	6	3	2	0	2	0	0	0	12	27	7	2	11	.258
Totals		380	55	98	51	16	2	6	136	51	5	6	6	15	3	3	4	132	280	88	11	104	.258

2021 VT Baseball
Opponent Game-by-Game for Virginia Tech (as of Mar 10, 2021)
Pitching (All games)

Date	Opponent	ip	h	r	er	bb	so	2b	3b	hr	wp	bk	hbp	dp	ibb	score	w-l	sv	era
Feb 21	Kent State	8.0	3	3	3	6	10	1	0	0	0	0	1	0	0	1-3	0-1	0	3.38
Feb 21	Kent State	8.0	8	9	9	7	8	2	0	1	1	0	1	1	0	2-9	0-2	0	6.75
Feb 23	Radford	8.0	16	22	10	6	7	5	0	3	1	0	6	1	0	2-22	0-3	0	8.25
*Feb 26	at Miami (FL)	9.0	6	5	5	1	12	1	1	2	1	0	1	0	0	3-5	0-4	0	7.36
*Feb 27	at Miami (FL)	9.0	5	0	0	1	9	0	0	0	0	0	0	2	0	3-0	1-4	1	5.79
*Feb 28	at Miami (FL)	9.0	11	9	9	4	9	0	0	2	3	0	2	0	1	6-9	1-5	1	6.35
*Mar 05	North Carolina	8.0	15	10	10	4	8	3	1	2	2	0	1	2	0	6-10	1-6	1	7.02
*Mar 06	North Carolina	8.0	7	6	6	7	4	1	0	1	4	0	1	0	0	4-6	1-7	1	6.99
*Mar 07	North Carolina	9.0	6	6	6	6	11	0	0	2	1	0	3	1	0	9-6	2-7	1	6.87
Mar 09	VCU	8.1	15	10	8	8	7	3	0	1	2	1	1	0	1	9-10	2-8	1	7.04
Mar 10	VCU	9.0	11	7	6	5	4	3	1	0	1	0	0	1	0	10-7	3-8	1	6.94
Totals		93.1	103	87	72	55	89	19	3	14	16	1	17	8	2	55-87	3-8	1	6.94

SITUATIONAL GAME-BY-GAME

2021 VT Baseball
Team Game-by-Game for Virginia Tech (as of Mar 10, 2021)
Batting (All games)

Date	Opponent	Total h/ab	vs Left	vs Right	With Runners	Bases Empty	Bases Loaded	With 2-outs	With RBI-op	Reach as Leadoff	3rd and LT 2out	LOB
Feb 21	KENT STATE	3-27	2-11	1-16	1-13	2-14	0-2	0-8	0-9	3-8	2-3	7
Feb 21	KENT STATE	8-28	6-15	2-13	5-14	3-14	1-1	2-9	3-8	4-8	2-3	5
Feb 23	RADFORD	16-39	4-9	12-30	12-26	4-13	1-5	6-14	8-17	6-8	6-11	8
*Feb 26	at Miami (FL)	6-32	0-0	6-32	3-9	3-23	0-0	1-10	3-9	2-9	2-2	3
*Feb 27	at Miami (FL)	5-30	1-3	4-27	1-10	4-20	0-0	1-8	0-1	1-9	0-0	4
*Feb 28	at Miami (FL)	11-39	0-0	11-39	6-17	5-22	2-4	4-14	4-10	2-9	2-2	9
*Mar 05	NORTH CAROLINA	15-36	6-15	9-21	9-20	6-16	1-3	3-9	8-16	3-8	3-4	7
*Mar 06	NORTH CAROLINA	7-27	0-0	7-27	3-12	4-15	0-0	2-9	2-7	2-8	2-3	6
*Mar 07	NORTH CAROLINA	6-32	3-19	3-13	4-18	2-14	0-0	4-13	2-8	3-9	0-1	8
Mar 09	VCU	15-41	4-14	11-27	10-27	5-14	0-5	4-13	6-19	4-9	4-5	13
Mar 10	VCU	11-37	6-22	5-15	7-19	4-18	0-1	3-11	6-15	2-9	2-3	9
Totals		103-368	32-108	71-260	61-185	42-183	5-21	30-118	42-119	32-94	25-37	79
		.280	.296	.273	.330	.230	.238	.254	.353	.340	.676	

2021 VT Baseball
Team Game-by-Game for Virginia Tech (as of Mar 10, 2021)
Pitching (All games)

Date	Opponent	Score Score	Total h/ab	vs Left	vs Right	With Runners	Bases Empty	With 2-outs	Reach as Leadoff	Gnd Out	Fly Out	ERA
Feb 21	KENT STATE	3-1	6-33	2-11	4-22	1-10	5-23	3-12	0-9	11	6	1.00
Feb 21	KENT STATE	9-2	7-32	3-6	4-26	3-14	4-18	2-10	3-9	6	11	1.50
Feb 23	RADFORD	22-2	8-34	3-15	5-19	2-17	6-17	3-12	3-9	8	5	1.33
*Feb 26	at Miami (FL)	5-3	6-29	5-15	1-14	2-14	4-15	2-8	4-9	8	4	1.50
*Feb 27	at Miami (FL)	0-3	7-29	4-18	3-11	4-18	3-11	0-6	3-8	10	5	1.84
*Feb 28	at Miami (FL)	9-6	11-37	9-26	2-11	7-21	4-16	3-13	5-9	11	6	2.21
*Mar 05	NORTH CAROLINA	10-6	10-37	7-14	3-23	5-18	5-19	4-13	2-9	3	3	2.61
*Mar 06	NORTH CAROLINA	6-4	9-38	4-16	5-22	4-24	5-14	3-13	5-9	11	1	2.66
*Mar 07	NORTH CAROLINA	6-9	9-36	4-20	5-16	5-24	4-12	1-9	4-9	4	8	3.04
Mar 09	VCU	10-9	12-35	6-15	6-20	7-21	5-14	1-7	3-9	4	7	3.64
Mar 10	VCU	7-10	13-40	3-16	10-24	8-24	5-16	9-17	3-9	6	8	4.04
Totals		87-55	98-380	50-172	48-208	48-205	50-175	31-120	35-98	82	64	4.04
			.258	.291	.231	.234	.286	.258	.357			

LEADERS



2021 VT Baseball
 Batting Leaders for Virginia Tech (as of Mar 10, 2021)
 (All games)

Hitting minimums - 5 Games 5% of Games 20 AB 10 TPA
 Pitching minimums - 1 Games

<p>Batting avg</p> <p>1. 7 TJ Rumfield .364 2. 19 Gavin Cross .349 3. 26 Kevin Madden .348 4. 8 Tanner Schobel .333 5. 23 Tanner Thomas .276</p>	<p>Slugging pct</p> <p>1. 19 Gavin Cross .674 2. 7 TJ Rumfield .636 3. 8 Tanner Schobel .615 4. 17 Cade Hunter .571 5. 31 Jack Hurley .444</p>	<p>On base pct</p> <p>1. 37 Jonah Seagears .475 2. 7 TJ Rumfield .451 3. 19 Gavin Cross .434 4. 8 Tanner Schobel .429 5. 26 Kevin Madden .400</p>
<p>Runs scored</p> <p>1. 19 Gavin Cross 16 2. 7 TJ Rumfield 11 3. 31 Jack Hurley 10 4. 26 Kevin Madden 9 5. 8 Tanner Schobel 8</p>	<p>Hits</p> <p>1. 26 Kevin Madden 16 7 TJ Rumfield 16 3. 19 Gavin Cross 15 4. 8 Tanner Schobel 13 5. 31 Jack Hurley 9</p>	<p>Runs batted in</p> <p>1. 8 Tanner Schobel 17 2. 7 TJ Rumfield 10 3. 26 Kevin Madden 9 17 Cade Hunter 9 5. 19 Gavin Cross 8</p>
<p>Doubles</p> <p>1. 19 Gavin Cross 4 2. 7 TJ Rumfield 3 8 Tanner Schobel 3 4. 23 Tanner Thomas 2 26 Kevin Madden 2</p>	<p>Triples</p> <p>1. 19 Gavin Cross 2 2. 8 Tanner Schobel 1</p>	<p>Home runs</p> <p>1. 7 TJ Rumfield 3 17 Cade Hunter 3 3. 19 Gavin Cross 2 31 Jack Hurley 2 8 Tanner Schobel 2</p>
<p>Total bases</p> <p>1. 19 Gavin Cross 29 2. 7 TJ Rumfield 28 3. 8 Tanner Schobel 24 4. 26 Kevin Madden 18 5. 2 tied at..... 16</p>	<p>Walks</p> <p>1. 37 Jonah Seagears 14 2. 7 TJ Rumfield 6 11 Cade Swisher 6 4. 3 tied at..... 5</p>	<p>Hit by pitch</p> <p>1. 19 Gavin Cross 3 8 Tanner Schobel 3 3. 17 Cade Hunter 2 31 Jack Hurley 2 5. 7 tied at..... 1</p>
<p>Sac bunts</p> <p>1. 37 Jonah Seagears 1</p>	<p>Sac flies</p> <p>1. 19 Gavin Cross 2 8 Tanner Schobel 2 3. 32 Lucas Donlon 1 17 Cade Hunter 1 11 Cade Swisher 1</p>	<p>Stolen bases</p> <p>1. 4 Fritz Genter 2 37 Jonah Seagears 2 19 Gavin Cross 2 4. 9 Brennan Reback 1 26 Kevin Madden 1</p>
<p>Caught stealing</p> <p>1. 37 Jonah Seagears 2 19 Gavin Cross 2 3. 23 Tanner Thomas 1 4 Fritz Genter 1</p>	<p>Steal attempts</p> <p>1. 19 Gavin Cross 4 37 Jonah Seagears 4 3. 4 Fritz Genter 3 4. 3 tied at..... 1</p>	<p>Stolen base pct</p> <p>1. 26 Kevin Madden 1.000 2. 4 Fritz Genter .667 3. 19 Gavin Cross .500 37 Jonah Seagears .500 5. 23 Tanner Thomas .000</p>
<p>Strikeouts</p> <p>1. 31 Jack Hurley 14 2. 4 Fritz Genter 10 37 Jonah Seagears 10 4. 8 Tanner Schobel 8 5. 3 tied at..... 7</p>	<p>Grounded into DP</p> <p>1. 26 Kevin Madden 2 2. 7 TJ Rumfield 1</p>	<p>Total plate appearances</p> <p>1. 19 Gavin Cross 53 2. 7 TJ Rumfield 51 3. 26 Kevin Madden 50 4. 8 Tanner Schobel 49 5. 2 tied at..... 41</p>
<p>At bats</p> <p>1. 26 Kevin Madden 46 2. 7 TJ Rumfield 44 3. 19 Gavin Cross 43 4. 8 Tanner Schobel 39 5. 31 Jack Hurley 36</p>	<p>Games played</p> <p>1. 6 tied at..... 11</p>	<p>Game starts</p> <p>1. 26 Kevin Madden 11 8 Tanner Schobel 11 37 Jonah Seagears 11 19 Gavin Cross 11 7 TJ Rumfield 11</p>
<p>Games as sub</p> <p>1. 9 Brennan Reback 6 2. 23 Tanner Thomas 4 3. 29 Carson Jones 3 4. 4 tied at..... 2</p>		

LEADERS

<p>Earned run avg</p> <table border="0" style="width: 100%;"> <tr><td>1. 12 Shane Connolly</td><td style="text-align: right;">0.00</td></tr> <tr><td>38 Jaison Heard</td><td style="text-align: right;">0.00</td></tr> <tr><td>51 Graham Firoved</td><td style="text-align: right;">0.00</td></tr> <tr><td>40 Henry Weycker</td><td style="text-align: right;">0.00</td></tr> <tr><td>10 Nolan Wilson</td><td style="text-align: right;">0.00</td></tr> </table>	1. 12 Shane Connolly	0.00	38 Jaison Heard	0.00	51 Graham Firoved	0.00	40 Henry Weycker	0.00	10 Nolan Wilson	0.00	<p>Opposing bat avg</p> <table border="0" style="width: 100%;"> <tr><td>1. 47 Jonah Hurney</td><td style="text-align: right;">.000</td></tr> <tr><td>2. 51 Graham Firoved</td><td style="text-align: right;">.154</td></tr> <tr><td>3. 16 Matthew Siverling</td><td style="text-align: right;">.161</td></tr> <tr><td>4. 18 Xander Hamilton</td><td style="text-align: right;">.167</td></tr> <tr><td>10 Nolan Wilson</td><td style="text-align: right;">.167</td></tr> </table>	1. 47 Jonah Hurney	.000	2. 51 Graham Firoved	.154	3. 16 Matthew Siverling	.161	4. 18 Xander Hamilton	.167	10 Nolan Wilson	.167	<p>Won-loss pct</p> <table border="0" style="width: 100%;"> <tr><td>1. 16 Matthew Siverling</td><td style="text-align: right;">1.000</td></tr> <tr><td>22 Ryan Okuda</td><td style="text-align: right;">1.000</td></tr> <tr><td>38 Jaison Heard</td><td style="text-align: right;">1.000</td></tr> <tr><td>34 Anthony Simonelli</td><td style="text-align: right;">1.000</td></tr> <tr><td>51 Graham Firoved</td><td style="text-align: right;">1.000</td></tr> </table>	1. 16 Matthew Siverling	1.000	22 Ryan Okuda	1.000	38 Jaison Heard	1.000	34 Anthony Simonelli	1.000	51 Graham Firoved	1.000
1. 12 Shane Connolly	0.00																															
38 Jaison Heard	0.00																															
51 Graham Firoved	0.00																															
40 Henry Weycker	0.00																															
10 Nolan Wilson	0.00																															
1. 47 Jonah Hurney	.000																															
2. 51 Graham Firoved	.154																															
3. 16 Matthew Siverling	.161																															
4. 18 Xander Hamilton	.167																															
10 Nolan Wilson	.167																															
1. 16 Matthew Siverling	1.000																															
22 Ryan Okuda	1.000																															
38 Jaison Heard	1.000																															
34 Anthony Simonelli	1.000																															
51 Graham Firoved	1.000																															
<p>Wins</p> <table border="0" style="width: 100%;"> <tr><td>1. 22 Ryan Okuda</td><td style="text-align: right;">2</td></tr> <tr><td>16 Matthew Siverling</td><td style="text-align: right;">2</td></tr> <tr><td>3. 4 tied at.....</td><td style="text-align: right;">1</td></tr> </table>	1. 22 Ryan Okuda	2	16 Matthew Siverling	2	3. 4 tied at.....	1	<p>Losses</p> <table border="0" style="width: 100%;"> <tr><td>1. 44 Jackson Ritchey</td><td style="text-align: right;">1</td></tr> <tr><td>27 Noah Johnson</td><td style="text-align: right;">1</td></tr> <tr><td>3 Chris Gerard</td><td style="text-align: right;">1</td></tr> </table>	1. 44 Jackson Ritchey	1	27 Noah Johnson	1	3 Chris Gerard	1	<p>Saves</p> <table border="0" style="width: 100%;"> <tr><td>1. 12 Shane Connolly</td><td style="text-align: right;">4</td></tr> <tr><td>2. 16 Matthew Siverling</td><td style="text-align: right;">1</td></tr> <tr><td>38 Jaison Heard</td><td style="text-align: right;">1</td></tr> </table>	1. 12 Shane Connolly	4	2. 16 Matthew Siverling	1	38 Jaison Heard	1												
1. 22 Ryan Okuda	2																															
16 Matthew Siverling	2																															
3. 4 tied at.....	1																															
1. 44 Jackson Ritchey	1																															
27 Noah Johnson	1																															
3 Chris Gerard	1																															
1. 12 Shane Connolly	4																															
2. 16 Matthew Siverling	1																															
38 Jaison Heard	1																															
<p>Innings pitched</p> <table border="0" style="width: 100%;"> <tr><td>1. 3 Chris Gerard</td><td style="text-align: right;">17.0</td></tr> <tr><td>2. 34 Anthony Simonelli</td><td style="text-align: right;">14.0</td></tr> <tr><td>3. 12 Shane Connolly</td><td style="text-align: right;">10.2</td></tr> <tr><td>4. 16 Matthew Siverling</td><td style="text-align: right;">9.0</td></tr> <tr><td>5. 30 Peyton Alford</td><td style="text-align: right;">8.1</td></tr> </table>	1. 3 Chris Gerard	17.0	2. 34 Anthony Simonelli	14.0	3. 12 Shane Connolly	10.2	4. 16 Matthew Siverling	9.0	5. 30 Peyton Alford	8.1	<p>Batters struck out</p> <table border="0" style="width: 100%;"> <tr><td>1. 3 Chris Gerard</td><td style="text-align: right;">19</td></tr> <tr><td>2. 30 Peyton Alford</td><td style="text-align: right;">15</td></tr> <tr><td>12 Shane Connolly</td><td style="text-align: right;">15</td></tr> <tr><td>4. 34 Anthony Simonelli</td><td style="text-align: right;">14</td></tr> <tr><td>5. 38 Jaison Heard</td><td style="text-align: right;">13</td></tr> </table>	1. 3 Chris Gerard	19	2. 30 Peyton Alford	15	12 Shane Connolly	15	4. 34 Anthony Simonelli	14	5. 38 Jaison Heard	13	<p>Appearances</p> <table border="0" style="width: 100%;"> <tr><td>1. 22 Ryan Okuda</td><td style="text-align: right;">6</td></tr> <tr><td>2. 16 Matthew Siverling</td><td style="text-align: right;">5</td></tr> <tr><td>38 Jaison Heard</td><td style="text-align: right;">5</td></tr> <tr><td>12 Shane Connolly</td><td style="text-align: right;">5</td></tr> <tr><td>5. 35 Ryan Metz</td><td style="text-align: right;">4</td></tr> </table>	1. 22 Ryan Okuda	6	2. 16 Matthew Siverling	5	38 Jaison Heard	5	12 Shane Connolly	5	5. 35 Ryan Metz	4
1. 3 Chris Gerard	17.0																															
2. 34 Anthony Simonelli	14.0																															
3. 12 Shane Connolly	10.2																															
4. 16 Matthew Siverling	9.0																															
5. 30 Peyton Alford	8.1																															
1. 3 Chris Gerard	19																															
2. 30 Peyton Alford	15																															
12 Shane Connolly	15																															
4. 34 Anthony Simonelli	14																															
5. 38 Jaison Heard	13																															
1. 22 Ryan Okuda	6																															
2. 16 Matthew Siverling	5																															
38 Jaison Heard	5																															
12 Shane Connolly	5																															
5. 35 Ryan Metz	4																															
<p>Games started</p> <table border="0" style="width: 100%;"> <tr><td>1. 34 Anthony Simonelli</td><td style="text-align: right;">3</td></tr> <tr><td>3 Chris Gerard</td><td style="text-align: right;">3</td></tr> <tr><td>3. 30 Peyton Alford</td><td style="text-align: right;">2</td></tr> <tr><td>22 Ryan Okuda</td><td style="text-align: right;">2</td></tr> <tr><td>5. 44 Jackson Ritchey</td><td style="text-align: right;">1</td></tr> </table>	1. 34 Anthony Simonelli	3	3 Chris Gerard	3	3. 30 Peyton Alford	2	22 Ryan Okuda	2	5. 44 Jackson Ritchey	1	<p>Games finished</p> <table border="0" style="width: 100%;"> <tr><td>1. 12 Shane Connolly</td><td style="text-align: right;">5</td></tr> <tr><td>2. 16 Matthew Siverling</td><td style="text-align: right;">2</td></tr> <tr><td>3. 4 tied at....</td><td style="text-align: right;">1</td></tr> </table>	1. 12 Shane Connolly	5	2. 16 Matthew Siverling	2	3. 4 tied at....	1	<p>Games in relief</p> <table border="0" style="width: 100%;"> <tr><td>1. 12 Shane Connolly</td><td style="text-align: right;">5</td></tr> <tr><td>16 Matthew Siverling</td><td style="text-align: right;">5</td></tr> <tr><td>38 Jaison Heard</td><td style="text-align: right;">5</td></tr> <tr><td>4. 35 Ryan Metz</td><td style="text-align: right;">4</td></tr> <tr><td>22 Ryan Okuda</td><td style="text-align: right;">4</td></tr> </table>	1. 12 Shane Connolly	5	16 Matthew Siverling	5	38 Jaison Heard	5	4. 35 Ryan Metz	4	22 Ryan Okuda	4				
1. 34 Anthony Simonelli	3																															
3 Chris Gerard	3																															
3. 30 Peyton Alford	2																															
22 Ryan Okuda	2																															
5. 44 Jackson Ritchey	1																															
1. 12 Shane Connolly	5																															
2. 16 Matthew Siverling	2																															
3. 4 tied at....	1																															
1. 12 Shane Connolly	5																															
16 Matthew Siverling	5																															
38 Jaison Heard	5																															
4. 35 Ryan Metz	4																															
22 Ryan Okuda	4																															
<p>Wild pitches</p> <table border="0" style="width: 100%;"> <tr><td>1. 3 Chris Gerard</td><td style="text-align: right;">4</td></tr> <tr><td>2. 22 Ryan Okuda</td><td style="text-align: right;">2</td></tr> <tr><td>12 Shane Connolly</td><td style="text-align: right;">2</td></tr> <tr><td>20 Grant Umberger</td><td style="text-align: right;">2</td></tr> <tr><td>5. 7 tied at.....</td><td style="text-align: right;">1</td></tr> </table>	1. 3 Chris Gerard	4	2. 22 Ryan Okuda	2	12 Shane Connolly	2	20 Grant Umberger	2	5. 7 tied at.....	1	<p>Balks</p> <table border="0" style="width: 100%;"> <tr><td>1. 35 Ryan Metz</td><td style="text-align: right;">2</td></tr> </table>	1. 35 Ryan Metz	2	<p>Hit batters</p> <table border="0" style="width: 100%;"> <tr><td>1. 30 Peyton Alford</td><td style="text-align: right;">3</td></tr> <tr><td>34 Anthony Simonelli</td><td style="text-align: right;">3</td></tr> <tr><td>3. 3 Chris Gerard</td><td style="text-align: right;">2</td></tr> <tr><td>4. 7 tied at.....</td><td style="text-align: right;">1</td></tr> </table>	1. 30 Peyton Alford	3	34 Anthony Simonelli	3	3. 3 Chris Gerard	2	4. 7 tied at.....	1										
1. 3 Chris Gerard	4																															
2. 22 Ryan Okuda	2																															
12 Shane Connolly	2																															
20 Grant Umberger	2																															
5. 7 tied at.....	1																															
1. 35 Ryan Metz	2																															
1. 30 Peyton Alford	3																															
34 Anthony Simonelli	3																															
3. 3 Chris Gerard	2																															
4. 7 tied at.....	1																															
<p>Intentional BB allowed</p> <table border="0" style="width: 100%;"> <tr><td>1. 35 Ryan Metz</td><td style="text-align: right;">2</td></tr> <tr><td>2. 34 Anthony Simonelli</td><td style="text-align: right;">1</td></tr> <tr><td>10 Nolan Wilson</td><td style="text-align: right;">1</td></tr> <tr><td>20 Grant Umberger</td><td style="text-align: right;">1</td></tr> </table>	1. 35 Ryan Metz	2	2. 34 Anthony Simonelli	1	10 Nolan Wilson	1	20 Grant Umberger	1	<p>Runners picked off</p> <table border="0" style="width: 100%;"> <tr><td>1. 35 Ryan Metz</td><td style="text-align: right;">2</td></tr> </table>	1. 35 Ryan Metz	2	<p>Batters SO out looking</p> <table border="0" style="width: 100%;"> <tr><td>1. 12 Shane Connolly</td><td style="text-align: right;">7</td></tr> <tr><td>2. 30 Peyton Alford</td><td style="text-align: right;">6</td></tr> <tr><td>3 Chris Gerard</td><td style="text-align: right;">6</td></tr> <tr><td>4. 34 Anthony Simonelli</td><td style="text-align: right;">4</td></tr> <tr><td>5. 3 tied at.....</td><td style="text-align: right;">3</td></tr> </table>	1. 12 Shane Connolly	7	2. 30 Peyton Alford	6	3 Chris Gerard	6	4. 34 Anthony Simonelli	4	5. 3 tied at.....	3										
1. 35 Ryan Metz	2																															
2. 34 Anthony Simonelli	1																															
10 Nolan Wilson	1																															
20 Grant Umberger	1																															
1. 35 Ryan Metz	2																															
1. 12 Shane Connolly	7																															
2. 30 Peyton Alford	6																															
3 Chris Gerard	6																															
4. 34 Anthony Simonelli	4																															
5. 3 tied at.....	3																															
<p>Sac bunts allowed</p> <table border="0" style="width: 100%;"> <tr><td>1. 20 Grant Umberger</td><td style="text-align: right;">1</td></tr> <tr><td>38 Jaison Heard</td><td style="text-align: right;">1</td></tr> <tr><td>35 Ryan Metz</td><td style="text-align: right;">1</td></tr> </table>	1. 20 Grant Umberger	1	38 Jaison Heard	1	35 Ryan Metz	1	<p>Sac flies allowed</p> <table border="0" style="width: 100%;"> <tr><td>1. 30 Peyton Alford</td><td style="text-align: right;">2</td></tr> <tr><td>2. 34 Anthony Simonelli</td><td style="text-align: right;">1</td></tr> </table>	1. 30 Peyton Alford	2	2. 34 Anthony Simonelli	1	<p>Hits allowed</p> <table border="0" style="width: 100%;"> <tr><td>1. 47 Jonah Hurney</td><td style="text-align: right;">0</td></tr> <tr><td>25 Samuel Rochar</td><td style="text-align: right;">0</td></tr> <tr><td>3. 39 Peter Sakellaris</td><td style="text-align: right;">1</td></tr> <tr><td>18 Xander Hamilton</td><td style="text-align: right;">1</td></tr> <tr><td>10 Nolan Wilson</td><td style="text-align: right;">1</td></tr> </table>	1. 47 Jonah Hurney	0	25 Samuel Rochar	0	3. 39 Peter Sakellaris	1	18 Xander Hamilton	1	10 Nolan Wilson	1										
1. 20 Grant Umberger	1																															
38 Jaison Heard	1																															
35 Ryan Metz	1																															
1. 30 Peyton Alford	2																															
2. 34 Anthony Simonelli	1																															
1. 47 Jonah Hurney	0																															
25 Samuel Rochar	0																															
3. 39 Peter Sakellaris	1																															
18 Xander Hamilton	1																															
10 Nolan Wilson	1																															
<p>Runs allowed</p> <table border="0" style="width: 100%;"> <tr><td>1. 47 Jonah Hurney</td><td style="text-align: right;">0</td></tr> <tr><td>25 Samuel Rochar</td><td style="text-align: right;">0</td></tr> <tr><td>12 Shane Connolly</td><td style="text-align: right;">0</td></tr> <tr><td>40 Henry Weycker</td><td style="text-align: right;">0</td></tr> <tr><td>10 Nolan Wilson</td><td style="text-align: right;">0</td></tr> </table>	1. 47 Jonah Hurney	0	25 Samuel Rochar	0	12 Shane Connolly	0	40 Henry Weycker	0	10 Nolan Wilson	0	<p>Earned runs allowed</p> <table border="0" style="width: 100%;"> <tr><td>1. 47 Jonah Hurney</td><td style="text-align: right;">0</td></tr> <tr><td>25 Samuel Rochar</td><td style="text-align: right;">0</td></tr> <tr><td>12 Shane Connolly</td><td style="text-align: right;">0</td></tr> <tr><td>40 Henry Weycker</td><td style="text-align: right;">0</td></tr> <tr><td>10 Nolan Wilson</td><td style="text-align: right;">0</td></tr> </table>	1. 47 Jonah Hurney	0	25 Samuel Rochar	0	12 Shane Connolly	0	40 Henry Weycker	0	10 Nolan Wilson	0	<p>Walks allowed</p> <table border="0" style="width: 100%;"> <tr><td>1. 47 Jonah Hurney</td><td style="text-align: right;">0</td></tr> <tr><td>46 Griffin Green</td><td style="text-align: right;">0</td></tr> <tr><td>3. 39 Peter Sakellaris</td><td style="text-align: right;">1</td></tr> <tr><td>10 Nolan Wilson</td><td style="text-align: right;">1</td></tr> <tr><td>38 Jaison Heard</td><td style="text-align: right;">1</td></tr> </table>	1. 47 Jonah Hurney	0	46 Griffin Green	0	3. 39 Peter Sakellaris	1	10 Nolan Wilson	1	38 Jaison Heard	1
1. 47 Jonah Hurney	0																															
25 Samuel Rochar	0																															
12 Shane Connolly	0																															
40 Henry Weycker	0																															
10 Nolan Wilson	0																															
1. 47 Jonah Hurney	0																															
25 Samuel Rochar	0																															
12 Shane Connolly	0																															
40 Henry Weycker	0																															
10 Nolan Wilson	0																															
1. 47 Jonah Hurney	0																															
46 Griffin Green	0																															
3. 39 Peter Sakellaris	1																															
10 Nolan Wilson	1																															
38 Jaison Heard	1																															
<p>Doubles allowed</p> <table border="0" style="width: 100%;"> <tr><td>1. 47 Jonah Hurney</td><td style="text-align: right;">0</td></tr> <tr><td>20 Grant Umberger</td><td style="text-align: right;">0</td></tr> <tr><td>39 Peter Sakellaris</td><td style="text-align: right;">0</td></tr> <tr><td>25 Samuel Rochar</td><td style="text-align: right;">0</td></tr> <tr><td>38 Jaison Heard</td><td style="text-align: right;">0</td></tr> </table>	1. 47 Jonah Hurney	0	20 Grant Umberger	0	39 Peter Sakellaris	0	25 Samuel Rochar	0	38 Jaison Heard	0	<p>Triples allowed</p> <table border="0" style="width: 100%;"> <tr><td>1. 47 Jonah Hurney</td><td style="text-align: right;">0</td></tr> <tr><td>20 Grant Umberger</td><td style="text-align: right;">0</td></tr> <tr><td>39 Peter Sakellaris</td><td style="text-align: right;">0</td></tr> <tr><td>25 Samuel Rochar</td><td style="text-align: right;">0</td></tr> <tr><td>38 Jaison Heard</td><td style="text-align: right;">0</td></tr> </table>	1. 47 Jonah Hurney	0	20 Grant Umberger	0	39 Peter Sakellaris	0	25 Samuel Rochar	0	38 Jaison Heard	0	<p>Home runs allowed</p> <table border="0" style="width: 100%;"> <tr><td>1. 47 Jonah Hurney</td><td style="text-align: right;">0</td></tr> <tr><td>20 Grant Umberger</td><td style="text-align: right;">0</td></tr> <tr><td>39 Peter Sakellaris</td><td style="text-align: right;">0</td></tr> <tr><td>25 Samuel Rochar</td><td style="text-align: right;">0</td></tr> <tr><td>38 Jaison Heard</td><td style="text-align: right;">0</td></tr> </table>	1. 47 Jonah Hurney	0	20 Grant Umberger	0	39 Peter Sakellaris	0	25 Samuel Rochar	0	38 Jaison Heard	0
1. 47 Jonah Hurney	0																															
20 Grant Umberger	0																															
39 Peter Sakellaris	0																															
25 Samuel Rochar	0																															
38 Jaison Heard	0																															
1. 47 Jonah Hurney	0																															
20 Grant Umberger	0																															
39 Peter Sakellaris	0																															
25 Samuel Rochar	0																															
38 Jaison Heard	0																															
1. 47 Jonah Hurney	0																															
20 Grant Umberger	0																															
39 Peter Sakellaris	0																															
25 Samuel Rochar	0																															
38 Jaison Heard	0																															
<p>Fielding pct</p> <table border="0" style="width: 100%;"> <tr><td>1. 7 TJ Rumfield</td><td style="text-align: right;">1.000</td></tr> <tr><td>19 Gavin Cross</td><td style="text-align: right;">1.000</td></tr> <tr><td>37 Jonah Seagears</td><td style="text-align: right;">1.000</td></tr> <tr><td>9 Brennan Reback</td><td style="text-align: right;">1.000</td></tr> <tr><td>23 Tanner Thomas</td><td style="text-align: right;">1.000</td></tr> </table>	1. 7 TJ Rumfield	1.000	19 Gavin Cross	1.000	37 Jonah Seagears	1.000	9 Brennan Reback	1.000	23 Tanner Thomas	1.000	<p>Chances</p> <table border="0" style="width: 100%;"> <tr><td>1. 17 Cade Hunter</td><td style="text-align: right;">102</td></tr> <tr><td>2. 7 TJ Rumfield</td><td style="text-align: right;">78</td></tr> <tr><td>3. 8 Tanner Schobel</td><td style="text-align: right;">39</td></tr> <tr><td>4. 4 Fritz Genther</td><td style="text-align: right;">38</td></tr> <tr><td>5. 26 Kevin Madden</td><td style="text-align: right;">33</td></tr> </table>	1. 17 Cade Hunter	102	2. 7 TJ Rumfield	78	3. 8 Tanner Schobel	39	4. 4 Fritz Genther	38	5. 26 Kevin Madden	33	<p>Putouts</p> <table border="0" style="width: 100%;"> <tr><td>1. 17 Cade Hunter</td><td style="text-align: right;">96</td></tr> <tr><td>2. 7 TJ Rumfield</td><td style="text-align: right;">76</td></tr> <tr><td>3. 19 Gavin Cross</td><td style="text-align: right;">27</td></tr> <tr><td>4. 41 Dayne Leonard</td><td style="text-align: right;">24</td></tr> <tr><td>5. 4 Fritz Genther</td><td style="text-align: right;">14</td></tr> </table>	1. 17 Cade Hunter	96	2. 7 TJ Rumfield	76	3. 19 Gavin Cross	27	4. 41 Dayne Leonard	24	5. 4 Fritz Genther	14
1. 7 TJ Rumfield	1.000																															
19 Gavin Cross	1.000																															
37 Jonah Seagears	1.000																															
9 Brennan Reback	1.000																															
23 Tanner Thomas	1.000																															
1. 17 Cade Hunter	102																															
2. 7 TJ Rumfield	78																															
3. 8 Tanner Schobel	39																															
4. 4 Fritz Genther	38																															
5. 26 Kevin Madden	33																															
1. 17 Cade Hunter	96																															
2. 7 TJ Rumfield	76																															
3. 19 Gavin Cross	27																															
4. 41 Dayne Leonard	24																															
5. 4 Fritz Genther	14																															
<p>Assists</p> <table border="0" style="width: 100%;"> <tr><td>1. 8 Tanner Schobel</td><td style="text-align: right;">25</td></tr> <tr><td>2. 26 Kevin Madden</td><td style="text-align: right;">23</td></tr> <tr><td>3. 4 Fritz Genther</td><td style="text-align: right;">19</td></tr> <tr><td>4. 17 Cade Hunter</td><td style="text-align: right;">5</td></tr> <tr><td>5. 2 tied at.....</td><td style="text-align: right;">4</td></tr> </table>	1. 8 Tanner Schobel	25	2. 26 Kevin Madden	23	3. 4 Fritz Genther	19	4. 17 Cade Hunter	5	5. 2 tied at.....	4	<p>Errors</p> <table border="0" style="width: 100%;"> <tr><td>1. 4 Fritz Genther</td><td style="text-align: right;">5</td></tr> <tr><td>26 Kevin Madden</td><td style="text-align: right;">5</td></tr> <tr><td>3. 17 Cade Hunter</td><td style="text-align: right;">1</td></tr> <tr><td>31 Jack Hurley</td><td style="text-align: right;">1</td></tr> <tr><td>8 Tanner Schobel</td><td style="text-align: right;">1</td></tr> </table>	1. 4 Fritz Genther	5	26 Kevin Madden	5	3. 17 Cade Hunter	1	31 Jack Hurley	1	8 Tanner Schobel	1	<p>Fielding double plays</p> <table border="0" style="width: 100%;"> <tr><td>1. 7 TJ Rumfield</td><td style="text-align: right;">6</td></tr> <tr><td>2. 8 Tanner Schobel</td><td style="text-align: right;">5</td></tr> <tr><td>3. 19 Gavin Cross</td><td style="text-align: right;">3</td></tr> <tr><td>26 Kevin Madden</td><td style="text-align: right;">3</td></tr> <tr><td>5. 4 Fritz Genther</td><td style="text-align: right;">2</td></tr> </table>	1. 7 TJ Rumfield	6	2. 8 Tanner Schobel	5	3. 19 Gavin Cross	3	26 Kevin Madden	3	5. 4 Fritz Genther	2
1. 8 Tanner Schobel	25																															
2. 26 Kevin Madden	23																															
3. 4 Fritz Genther	19																															
4. 17 Cade Hunter	5																															
5. 2 tied at.....	4																															
1. 4 Fritz Genther	5																															
26 Kevin Madden	5																															
3. 17 Cade Hunter	1																															
31 Jack Hurley	1																															
8 Tanner Schobel	1																															
1. 7 TJ Rumfield	6																															
2. 8 Tanner Schobel	5																															
3. 19 Gavin Cross	3																															
26 Kevin Madden	3																															
5. 4 Fritz Genther	2																															
<p>Stolen bases against</p> <table border="0" style="width: 100%;"> <tr><td>1. 17 Cade Hunter</td><td style="text-align: right;">4</td></tr> <tr><td>2. 35 Ryan Metz</td><td style="text-align: right;">2</td></tr> <tr><td>3. 4 tied at....</td><td style="text-align: right;">1</td></tr> </table>	1. 17 Cade Hunter	4	2. 35 Ryan Metz	2	3. 4 tied at....	1	<p>Caught stealing by</p> <table border="0" style="width: 100%;"> <tr><td>1. 34 Anthony Simonelli</td><td style="text-align: right;">2</td></tr> <tr><td>41 Dayne Leonard</td><td style="text-align: right;">2</td></tr> <tr><td>3. 5 tied at.....</td><td style="text-align: right;">1</td></tr> </table>	1. 34 Anthony Simonelli	2	41 Dayne Leonard	2	3. 5 tied at.....	1	<p>Steal attempts against</p> <table border="0" style="width: 100%;"> <tr><td>1. 17 Cade Hunter</td><td style="text-align: right;">5</td></tr> <tr><td>2. 41 Dayne Leonard</td><td style="text-align: right;">3</td></tr> <tr><td>34 Anthony Simonelli</td><td style="text-align: right;">3</td></tr> <tr><td>35 Ryan Metz</td><td style="text-align: right;">3</td></tr> <tr><td>5. 5 tied at.....</td><td style="text-align: right;">1</td></tr> </table>	1. 17 Cade Hunter	5	2. 41 Dayne Leonard	3	34 Anthony Simonelli	3	35 Ryan Metz	3	5. 5 tied at.....	1								
1. 17 Cade Hunter	4																															
2. 35 Ryan Metz	2																															
3. 4 tied at....	1																															
1. 34 Anthony Simonelli	2																															
41 Dayne Leonard	2																															
3. 5 tied at.....	1																															
1. 17 Cade Hunter	5																															
2. 41 Dayne Leonard	3																															
34 Anthony Simonelli	3																															
35 Ryan Metz	3																															
5. 5 tied at.....	1																															
<p>Passed balls</p> <table border="0" style="width: 100%;"> <tr><td>1. 5 Gehrig Ebel</td><td style="text-align: right;">2</td></tr> <tr><td>17 Cade Hunter</td><td style="text-align: right;">2</td></tr> </table>	1. 5 Gehrig Ebel	2	17 Cade Hunter	2	<p>Catchers interference</p> <table border="0" style="width: 100%;"> <tr><td>1. 17 Cade Hunter</td><td style="text-align: right;">1</td></tr> </table>	1. 17 Cade Hunter	1																									
1. 5 Gehrig Ebel	2																															
17 Cade Hunter	2																															
1. 17 Cade Hunter	1																															

MISCELLANEOUS



2021 VT Baseball
Miscellaneous Stats for Virginia Tech (as of Mar 10, 2021)
(All games)



Multiple Hit Games	2	3	4	5+	Total	Multiple RBI Games	2	3	4	5+	Total
26 Kevin Madden	5	-	1	-	6	8 Tanner Schobel	3	1	1	-	5
7 TJ Rumfield	5	1	-	-	6	26 Kevin Madden	3	-	-	-	3
19 Gavin Cross	3	1	1	-	5	7 TJ Rumfield	2	-	-	1	3
8 Tanner Schobel	4	-	-	-	4	17 Cade Hunter	2	1	-	-	3
31 Jack Hurley	3	-	-	-	3	31 Jack Hurley	2	1	-	-	3
17 Cade Hunter	2	-	-	-	2	19 Gavin Cross	2	1	-	-	3
23 Tanner Thomas	2	-	-	-	2	11 Cade Swisher	2	-	-	-	2
29 Carson Jones	1	-	-	-	1	32 Lucas Donlon	1	1	-	-	2
4 Fritz Genther	-	1	-	-	1	41 Dayne Leonard	-	1	-	-	1
11 Cade Swisher	1	-	-	-	1	TEAM	17	6	1	1	25
TEAM	26	3	2	0	31						

Hitting Streaks	Longest	Current	Reached Base Streaks	Longest	Current
8 Tanner Schobel	7	7	7 TJ Rumfield	11	11
7 TJ Rumfield	6	3	8 Tanner Schobel	7	7
26 Kevin Madden	6	6	23 Tanner Thomas	7	-
31 Jack Hurley	4	-	19 Gavin Cross	6	6
23 Tanner Thomas	4	-	26 Kevin Madden	6	6
19 Gavin Cross	3	2	37 Jonah Seagears	5	-
17 Cade Hunter	2	2	31 Jack Hurley	5	-
32 Lucas Donlon	2	2	4 Fritz Genther	2	2
4 Fritz Genther	2	1	29 Carson Jones	2	-
37 Jonah Seagears	2	-	32 Lucas Donlon	2	2
29 Carson Jones	2	-	41 Dayne Leonard	2	1
5 Gehrig Ebel	1	-	11 Cade Swisher	2	2
41 Dayne Leonard	1	-	9 Brennan Reback	2	-
11 Cade Swisher	1	-	17 Cade Hunter	2	2
			5 Gehrig Ebel	1	-

STARTERS SUMMARY

Player	GS	Position											Batting Order																										
		p	c	1b	2b	3b	ss	lf	cf	rf	of	dh	1st	2nd	3rd	4th	5th	6th	7th	8th	9th																		
7 TJ Rumfield	11	.	.	9	2	.	.	8	3		
37 Jonah Seagear	11	9	.	2	2	3	3	2	1		
8 Tanner Schobel	11	.	.	.	10	.	1	2	.	2	7		
19 Gavin Cross	11	.	.	2	9	
26 Kevin Madden	11	11	3	6	2		
4 Fritz Genther	10	10	1	.	9	.	
31 Jack Hurley	8	8	
17 Cade Hunter	7	.	7	
23 Tanner Thoma	6	2
11 Cade Swisher	5
3 Chris Gerard	3	3
41 Dayne Leonard	3	.	3	3	.
9 Brennan Rebac	3	3	1
34 Anthony Simon	3	3
22 Ryan Okuda	2	2
30 Peyton Alford	2	2	
44 Jackson Ritche	1	1	
5 Gehrig Ebel	1	.	1	1	.	
32 Lucas Donlon	1	1	1	

MISCELLANEOUS



2021 VT Baseball
Miscellaneous Stats for Virginia Tech (as of Mar 10, 2021)
(All games)

**Starting Lineup By Position
(Team W-L record when starter)**

PITCHER:		
34 Anthony Simonelli	3	(2-1)
3 Chris Gerard	3	(2-1)
30 Peyton Alford	2	(2-0)
22 Ryan Okuda	2	(2-0)
44 Jackson Ritchey	1	(0-1)
CATCHER:		
17 Cade Hunter	7	(6-1)
41 Dayne Leonard	3	(2-1)
5 Gehrig Ebel	1	(0-1)
FIRST BASE:		
7 TJ Rumfield	9	(6-3)
19 Gavin Cross	2	(2-0)
SECOND BASE:		
8 Tanner Schobel	10	(7-3)
32 Lucas Donlon	1	(1-0)
THIRD BASE:		
26 Kevin Madden	11	(8-3)
SHORTSTOP:		
4 Fritz Genther	10	(7-3)
8 Tanner Schobel	1	(1-0)
LEFT FIELD:		
37 Jonah Seagears	9	(6-3)
23 Tanner Thomas	2	(2-0)
CENTER FIELD:		
31 Jack Hurley	8	(6-2)
9 Brennan Reback	3	(2-1)
RIGHT FIELD:		
19 Gavin Cross	9	(6-3)
37 Jonah Seagears	2	(2-0)
DESIGNATED HITTER:		

**Starting Lineup By Lineup Spot
(Team W-L record when starter)**

LEADOFF:		
31 Jack Hurley	7	(6-1)
37 Jonah Seagears	2	(0-2)
9 Brennan Reback	2	(2-0)
2ND SPOT:		
19 Gavin Cross	11	(8-3)
3RD SPOT:		
7 TJ Rumfield	8	(5-3)
26 Kevin Madden	3	(3-0)
CLEANUP:		
26 Kevin Madden	6	(4-2)
7 TJ Rumfield	3	(3-0)
8 Tanner Schobel	2	(1-1)
5TH SPOT:		
23 Tanner Thomas	6	(4-2)
37 Jonah Seagears	3	(3-0)
26 Kevin Madden	2	(1-1)
6TH SPOT:		
11 Cade Swisher	5	(4-1)
37 Jonah Seagears	3	(3-0)
8 Tanner Schobel	2	(1-1)
31 Jack Hurley	1	(0-1)
7TH SPOT:		
8 Tanner Schobel	7	(6-1)
37 Jonah Seagears	2	(1-1)
17 Cade Hunter	1	(1-0)
4 Fritz Genther	1	(0-1)
8TH SPOT:		
17 Cade Hunter	6	(5-1)
41 Dayne Leonard	3	(2-1)
37 Jonah Seagears	1	(1-0)

GAME HIGHS



2021 VT Baseball
 Season Game Highs for Virginia Tech (as of Mar 10, 2021)
 (All games)

TEAM GAME HIGHS

Batting

At bats:	41	-	vs VCU (Mar 09, 2021)
Runs scored:	22	-	vs Radford (Feb 23, 2021)
Hits:	16	-	vs Radford (Feb 23, 2021)
RBIs:	18	-	vs Radford (Feb 23, 2021)
Doubles:	5	-	vs Radford (Feb 23, 2021)
Triples:	1	-	at Miami (FL) (Feb 26, 2021)
	1	-	vs North Carolina (Mar 05, 2021)
	1	-	vs VCU (Mar 10, 2021)
Home runs:	3	-	vs Radford (Feb 23, 2021)
Total bases:	30	-	vs Radford (Feb 23, 2021)
Walks:	8	-	vs VCU (Mar 09, 2021)
Strikeouts:	12	-	at Miami (FL) (Feb 26, 2021)
Sac hits:	1	-	at Miami (FL) (Feb 26, 2021)
Sac flies:	3	-	vs Radford (Feb 23, 2021)
Stolen bases:	2	-	(4 times)
Hit by pitch:	6	-	vs Radford (Feb 23, 2021)
Caught stealing:	2	-	vs North Carolina (Mar 06, 2021)
Runners LOB:	15	-	vs VCU (Mar 09, 2021)
Hit into DP:	2	-	at Miami (FL) (Feb 27, 2021)
	2	-	vs North Carolina (Mar 05, 2021)

Fielding

Putouts:	27	-	(10 times)
Assists:	15	-	at Miami (FL) (Feb 26, 2021)
Errors:	3	-	vs North Carolina (Mar 07, 2021)
Passed balls:	2	-	vs VCU (Mar 10, 2021)
DPs turned:	2	-	vs Radford (Feb 23, 2021)

Pitching

Innings pitched:	9.0	-	(10 times)
Runs allowed:	10	-	vs VCU (Mar 10, 2021)
Earned runs:	9	-	vs VCU (Mar 09, 2021)
Walks allowed:	8	-	vs North Carolina (Mar 07, 2021)
Strikeouts:	21	-	vs North Carolina (Mar 05, 2021)
Hits allowed:	13	-	vs VCU (Mar 10, 2021)
Doubles allowed:	4	-	vs Kent State (Feb 21, 2021)
	4	-	vs VCU (Mar 09, 2021)
	4	-	vs VCU (Mar 10, 2021)
Triples allowed:	1	-	vs Radford (Feb 23, 2021)
	1	-	vs VCU (Mar 10, 2021)
Homers allowed:	2	-	vs North Carolina (Mar 05, 2021)
Wild pitches:	4	-	vs Radford (Feb 23, 2021)
Hit batters:	3	-	vs Kent State (Feb 21, 2021)
	3	-	vs North Carolina (Mar 07, 2021)

GAME HIGHS



2021 VT Baseball
 Season Game Highs for Virginia Tech (as of Mar 10, 2021)
 (All games)

INDIVIDUAL GAME HIGHS

Batting

At bats:	6	- Jack Hurley vs VCU (Mar 09, 2021)
	6	- Kevin Madden vs VCU (Mar 09, 2021)
Runs scored:	4	- TJ Rumfield vs Radford (Feb 23, 2021)
Hits:	4	- Kevin Madden vs VCU (Mar 09, 2021)
	4	- Gavin Cross vs VCU (Mar 10, 2021)
RBI:	5	- TJ Rumfield vs Radford (Feb 23, 2021)
Doubles:	2	- Gavin Cross vs North Carolina (Mar 05, 2021)
	2	- Tanner Schobel vs VCU (Mar 10, 2021)
Triples:	1	- Gavin Cross at Miami (FL) (Feb 26, 2021)
	1	- Tanner Schobel vs North Carolina (Mar 05, 2021)
	1	- Gavin Cross vs VCU (Mar 10, 2021)
Home runs:	2	- TJ Rumfield vs Radford (Feb 23, 2021)
Total bases:	10	- TJ Rumfield vs Radford (Feb 23, 2021)
Walks:	3	- Cade Swisher vs Kent State (Feb 21, 2021)
	3	- Jonah Seagears vs North Carolina (Mar 06, 2021)
Strikeouts:	3	- Brennan Reback at Miami (FL) (Feb 26, 2021)
	3	- Fritz Genther at Miami (FL) (Feb 28, 2021)
	3	- Dayne Leonard vs North Carolina (Mar 07, 2021)
Sac hits:	1	- Jonah Seagears at Miami (FL) (Feb 26, 2021)
Sac flies:	2	- Tanner Schobel vs Radford (Feb 23, 2021)
Stolen bases:	2	- Fritz Genther vs Kent State (Feb 21, 2021)
	2	- Jonah Seagears at Miami (FL) (Feb 26, 2021)
	2	- Gavin Cross vs VCU (Mar 10, 2021)
Hit by pitch:	2	- Gavin Cross vs North Carolina (Mar 07, 2021)
Caught stealing:	1	- (6 times)
Runners LOB:	6	- Jack Hurley vs VCU (Mar 09, 2021)

Fielding

Putouts:	21	- Cade Hunter vs North Carolina (Mar 05, 2021)
Assists:	6	- Kevin Madden vs Kent State (Feb 21, 2021)
Errors:	2	- Kevin Madden vs North Carolina (Mar 07, 2021)
Passed balls:	2	- Gehrig Ebel vs VCU (Mar 10, 2021)

Pitching

Innings pitched:	6.0	- Chris Gerard vs Kent State (Feb 21, 2021)
	6.0	- Chris Gerard at Miami (FL) (Feb 27, 2021)
Runs allowed:	5	- Anthony Simonelli vs North Carolina (Mar 07, 2021)
Earned runs:	5	- Anthony Simonelli vs North Carolina (Mar 07, 2021)
Walks allowed:	5	- Anthony Simonelli at Miami (FL) (Feb 28, 2021)
Strikeouts:	10	- Peyton Alford vs North Carolina (Mar 05, 2021)
Hits allowed:	8	- Chris Gerard vs North Carolina (Mar 06, 2021)
Doubles allowed:	3	- Chris Gerard vs Kent State (Feb 21, 2021)
Triples allowed:	1	- Ryan Metz vs Radford (Feb 23, 2021)
	1	- Jackson Ritchey vs VCU (Mar 10, 2021)
Homers allowed:	1	- (6 times)
Wild pitches:	2	- Chris Gerard at Miami (FL) (Feb 27, 2021)
Hit batters:	2	- Anthony Simonelli vs Kent State (Feb 21, 2021)

SUMMARY



2021 VT Baseball
Games Summary for Virginia Tech (as of Mar 10, 2021)
(All games)



Score by innings	1	2	3	4	5	6	7	8	9	Total
Virginia Tech	6	15	13	1	11	13	15	11	2	87
Opponents	9	13	7	7	6	6	6	1	0	55

Record when ...

Overall	8-3	After 6 leading	6-0
Conference	4-2 trailing	1-3
Non-Conference	4-1 tied	1-0
Home games	6-2	After 7 leading	7-0
Away games	2-1 trailing	0-3
Neutral site	0-0 tied	1-0
Day games	7-2	After 8 leading	7-0
Night games	1-1 trailing	0-3
vs Left starter	2-0 tied	1-0
vs Right starter	6-3		
1-Run games	1-0	Hit 0 home runs	1-2
2-Run games	3-0	... 1 home run	3-0
5+Run games	2-0	... 2+ home runs	4-1
Extra innings	0-0		
Shutouts	0-1	Opponent 0 home runs	4-2
	 1 home run	3-1
Scoring 0-2 runs	0-1 2+ HRs	1-0
..... 3-5 runs	2-0		
..... 6-9 runs	3-2	Made 0 errors	2-1
..... 10+ runs	3-0 1 error	3-1
	 2+ errors	3-1
Opponent 0-2 runs	3-0		
..... 3-5 runs	2-1	Opp. made 0 errors	5-1
..... 6-9 runs	3-1 1 error	0-1
..... 10+ runs	0-1 2+ errors	3-1
Scored in 1st inning	3-1	Out-hit opponent	4-0
Opp. scored in 1st	4-1	Out-hit by opponent	2-3
Scores first	2-1	Hits are tied	2-0
Opp. scores first	6-2		

Record when team scores:

Runs	0	1	2	3	4	5	6	7	8	9	10+
W-L	0-1	0-0	0-0	1-0	0-0	1-0	1-1	0-1	0-0	2-0	3-0

Record when opponent scores:

Runs	0	1	2	3	4	5	6	7	8	9	10+
W-L	0-0	1-0	2-0	1-1	1-0	0-0	2-0	0-0	0-0	1-1	0-1

Record when leading after:

Inn.	1	2	3	4	5	6	7	8
W-L	2-1	3-1	4-0	3-0	5-0	6-0	7-0	7-0

Record when trailing after:

Inn.	1	2	3	4	5	6	7	8
W-L	3-1	2-2	2-2	2-2	2-2	1-3	0-3	0-3

Record when tied after:

Inn.	1	2	3	4	5	6	7	8
W-L	3-1	3-0	2-1	3-1	1-1	1-0	1-0	1-0

Current losing streak: 1
Longest winning streak: 4
Longest losing streak: 1

Home attendance : 5436 (8 dates avg = 679)
Away attendance : 1909 (3 dates avg = 636)
Total attendance: 7345 (11 dates avg = 667)

PLAYER STATS

#34 Anthony Simonelli - 3 appearances (All games)

Date	Opponent	GS	IP	H	R	ER	BB	SO	2B	3B	HR	WP	BK	HBP	IBB	Score	W-L	Sv	ERA	NP
Feb 21	KENT STATE-2	*	5.1	3	1	1	0	4	0	0	0	0	0	2	0	9-2	1-0	0	1.69	85
Feb 28	at Miami (FL)	*	4.2	4	4	2	5	4	0	0	1	0	0	0	1	9-6	1-0	0	2.70	94
Mar 07	NORTH CAROLINA	*	4.0	6	5	5	2	6	2	0	0	0	0	1	0	6-9	1-0	0	5.14	79
Totals		3	14.0	13	10	8	7	14	2	0	1	0	0	3	1	24-17	1-0	0	5.14	-

#9 Brennan Reback - 9 games (All games)

Date	Opponent	Pos	AB	R	H	RBI	2B	3B	HR	BB	SB	CS	HBP	SAC	SF	GDP	K	PO	A	E	Avg
Feb 21	KENT STATE-1	*of	3	1	0	0	0	0	0	1	1	0	0	0	0	0	1	2	0	0	.000
Feb 21	KENT STATE-2	of	0	0	0	0	0	0	0	0	0	0	0	0	0	0	0	0	0	0	.000
Feb 23	RADFORD	ph/of	0	2	0	0	0	0	0	1	0	0	1	0	0	0	0	2	0	0	.000
Feb 26	at Miami (FL)	*of	3	0	0	0	0	0	0	0	0	0	0	0	0	0	3	0	0	0	.000
Feb 28	at Miami (FL)	of	0	0	0	0	0	0	0	0	0	0	0	0	0	0	0	0	0	0	.000
Mar 05	NORTH CAROLINA	of	0	0	0	0	0	0	0	0	0	0	0	0	0	0	0	0	0	0	.000
Mar 07	NORTH CAROLINA	of	0	0	0	0	0	0	0	0	0	0	0	0	0	0	0	0	0	0	.000
Mar 09	VCU	pr	0	0	0	0	0	0	0	0	0	0	0	0	0	0	0	0	0	0	.000
Mar 10	VCU	*of	0	0	0	0	0	0	0	0	0	0	0	0	0	0	0	1	0	0	.000
Totals		3gs	6	3	0	0	0	0	0	2	1	0	1	0	0	0	4	5	0	0	.000

On base pct. .333 • Slugging pct. .000

#3 Chris Gerard - 2 games (All games)

Date	Opponent	Pos	AB	R	H	RBI	2B	3B	HR	BB	SB	CS	HBP	SAC	SF	GDP	K	PO	A	E	Avg
Feb 27	at Miami (FL)	*p	0	0	0	0	0	0	0	0	0	0	0	0	0	0	0	0	1	0	.000
Mar 06	NORTH CAROLINA	*p	0	0	0	0	0	0	0	0	0	0	0	0	0	0	0	0	2	0	.000
Totals		2gs	0	0	0	0	0	0	0	0	0	0	0	0	0	0	0	0	3	0	.000

On base pct. .000 • Slugging pct. .000

#3 Chris Gerard - 3 appearances (All games)

Date	Opponent	GS	IP	H	R	ER	BB	SO	2B	3B	HR	WP	BK	HBP	IBB	Score	W-L	Sv	ERA	NP
Feb 21	KENT STATE-1	*	6.0	4	1	1	2	7	3	0	0	1	0	0	0	3-1	1-0	0	1.50	85
Feb 27	at Miami (FL)	*	6.0	6	3	3	2	4	0	0	0	2	0	1	0	0-3	1-1	0	3.00	97
Mar 06	NORTH CAROLINA	*	5.0	8	3	3	2	8	0	0	1	1	0	1	0	6-4	1-1	0	3.71	102
Totals		3	17.0	18	7	7	6	19	3	0	1	4	0	2	0	9-8	1-1	0	3.71	-

#17 Cade Hunter - 9 games (All games)

Date	Opponent	Pos	AB	R	H	RBI	2B	3B	HR	BB	SB	CS	HBP	SAC	SF	GDP	K	PO	A	E	Avg
Feb 21	KENT STATE-1	*c	3	0	0	0	0	0	0	0	0	0	0	0	0	0	2	9	1	0	.000
Feb 23	RADFORD	*c	3	1	1	3	0	0	1	0	0	0	1	0	0	0	0	10	0	0	.167
Feb 26	at Miami (FL)	*c	4	1	1	2	0	0	1	0	0	0	0	0	0	0	2	11	1	0	.200
Feb 27	at Miami (FL)	*c	3	0	0	0	0	0	0	0	0	0	0	0	0	0	1	7	0	0	.154
Feb 28	at Miami (FL)	ph/c	2	0	0	0	0	0	0	0	0	0	1	0	0	0	0	4	0	0	.133
Mar 05	NORTH CAROLINA	*c	4	1	2	2	0	0	1	0	0	0	0	0	0	0	1	21	0	0	.211
Mar 06	NORTH CAROLINA	*c	3	0	0	1	0	0	0	0	0	0	0	0	1	0	0	14	1	0	.182
Mar 09	VCU	*c	4	1	2	1	0	0	0	1	0	0	0	0	0	0	1	13	1	1	.231
Mar 10	VCU	c	2	0	1	0	0	0	0	0	0	0	0	0	0	0	0	7	1	0	.250
Totals		7gs	28	4	7	9	0	0	3	1	0	0	2	0	1	0	7	96	5	1	.250

On base pct. .312 • Slugging pct. .571

#29 Carson Jones - 3 games (All games)

Date	Opponent	Pos	AB	R	H	RBI	2B	3B	HR	BB	SB	CS	HBP	SAC	SF	GDP	K	PO	A	E	Avg
Feb 21	KENT STATE-2	ph	1	0	1	1	0	0	0	0	0	0	0	0	0	0	0	0	0	0	1.000
Feb 23	RADFORD	pr/dh	2	2	2	1	1	0	0	1	0	0	0	0	0	0	0	0	0	0	1.000
Mar 10	VCU	of	1	0	0	0	0	0	0	0	0	0	0	0	0	0	1	2	0	0	.750
Totals		0gs	4	2	3	2	1	0	0	1	0	0	0	0	0	0	1	2	0	0	.750

On base pct. .800 • Slugging pct. 1.000

PLAYER STATS

#11 Cade Swisher - 6 games (All games)

Date	Opponent	Pos	AB	R	H	RBI	2B	3B	HR	BB	SB	CS	HBP	SAC	SF	GDP	K	PO	A	E	Avg	
Feb 21	KENT STATE-1	*dh	1	1	0	1	0	0	0	3	0	0	0	0	0	0	0	0	0	0	0	.000
Feb 21	KENT STATE-2	*dh	2	0	0	2	0	0	0	1	0	0	0	0	1	0	0	0	0	0	0	.000
Feb 23	RADFORD	*dh	2	0	0	0	0	0	0	0	0	0	0	0	0	0	1	0	0	0	.000	
Mar 07	NORTH CAROLINA	ph/dh	3	0	0	0	0	0	0	0	0	0	0	0	0	0	2	0	0	0	.000	
Mar 09	VCU	*dh	4	1	2	2	1	0	0	1	0	0	0	0	0	0	2	0	0	0	.167	
Mar 10	VCU	*dh	1	0	0	0	0	0	0	1	0	0	0	0	0	0	0	0	0	0	.154	
Totals		5gs	13	2	2	5	1	0	0	6	0	0	0	0	1	0	5	0	0	0	.154	

On base pct. .400 • Slugging pct. .231

#41 Dayne Leonard - 4 games (All games)

Date	Opponent	Pos	AB	R	H	RBI	2B	3B	HR	BB	SB	CS	HBP	SAC	SF	GDP	K	PO	A	E	Avg
Feb 21	KENT STATE-2	*c	3	1	0	0	0	0	0	1	0	0	0	0	0	0	2	8	1	0	.000
Feb 23	RADFORD	ph/3b	1	2	1	3	1	0	0	0	0	0	1	0	0	0	0	0	0	0	.250
Feb 28	at Miami (FL)	*c	2	0	0	0	0	0	0	0	0	0	0	0	0	0	1	3	2	0	.167
Mar 07	NORTH CAROLINA	*c	3	0	0	0	0	0	0	1	0	0	0	0	0	0	3	13	1	0	.111
Totals		3gs	9	3	1	3	1	0	0	2	0	0	1	0	0	0	6	24	4	0	.111

On base pct. .333 • Slugging pct. .222

#4 Fritz Genther - 11 games (All games)

Date	Opponent	Pos	AB	R	H	RBI	2B	3B	HR	BB	SB	CS	HBP	SAC	SF	GDP	K	PO	A	E	Avg
Feb 21	KENT STATE-1	*ss	3	0	0	0	0	0	0	0	0	0	0	0	0	0	1	0	3	0	.000
Feb 21	KENT STATE-2	*ss	2	1	0	0	0	0	0	2	2	0	0	0	0	0	0	1	0	0	.000
Feb 23	RADFORD	*ss	5	3	3	0	0	0	0	1	0	0	0	0	0	0	1	0	2	1	.300
Feb 26	at Miami (FL)	*ss	3	0	0	0	0	0	0	0	0	0	0	0	0	0	1	2	4	0	.231
Feb 27	at Miami (FL)	*ss	3	0	0	0	0	0	0	0	0	0	0	0	0	0	2	4	4	0	.188
Feb 28	at Miami (FL)	*ss	5	1	1	1	0	0	1	0	0	1	0	0	0	0	3	2	1	1	.190
Mar 05	NORTH CAROLINA	*ss	4	1	1	0	0	0	0	0	0	0	0	0	0	0	1	0	1	0	.200
Mar 06	NORTH CAROLINA	*ss	4	0	0	0	0	0	0	0	0	0	0	0	0	0	1	2	2	1	.172
Mar 07	NORTH CAROLINA	*ss	1	1	0	0	0	0	0	2	0	0	1	0	0	0	0	1	1	1	.167
Mar 09	VCU	ss	0	0	0	0	0	0	0	0	0	0	0	0	0	0	0	0	0	0	.167
Mar 10	VCU	*ss	5	0	1	1	1	0	0	0	0	0	0	0	0	0	0	2	1	1	.171
Totals		10gs	35	7	6	2	1	0	1	5	2	1	1	0	0	0	10	14	19	5	.171

On base pct. .293 • Slugging pct. .286

#19 Gavin Cross - 11 games (All games)

Date	Opponent	Pos	AB	R	H	RBI	2B	3B	HR	BB	SB	CS	HBP	SAC	SF	GDP	K	PO	A	E	Avg
Feb 21	KENT STATE-1	*of	4	0	0	0	0	0	0	0	0	0	0	0	0	0	1	3	0	0	.000
Feb 21	KENT STATE-2	*of	4	2	2	3	0	0	1	0	0	0	0	0	1	0	1	7	0	0	.250
Feb 23	RADFORD	*of	4	2	2	2	1	0	0	0	0	0	1	0	1	0	0	1	0	0	.333
Feb 26	at Miami (FL)	*1b	4	1	1	0	0	1	0	0	0	0	0	0	0	0	0	6	1	0	.312
Feb 27	at Miami (FL)	*of	4	0	0	0	0	0	0	0	0	0	0	0	0	0	2	0	0	0	.250
Feb 28	at Miami (FL)	*of	4	2	2	2	0	0	1	1	0	0	0	0	0	0	0	3	0	0	.292
Mar 05	NORTH CAROLINA	*1b	5	2	3	1	2	0	0	0	0	0	0	0	0	0	1	2	1	0	.345
Mar 06	NORTH CAROLINA	*of	2	1	0	0	0	0	0	2	0	1	0	0	0	0	0	0	0	0	.323
Mar 07	NORTH CAROLINA	*of	2	2	0	0	0	0	0	1	0	0	2	0	0	0	1	3	1	0	.303
Mar 09	VCU	*of	5	1	1	0	1	0	0	1	0	1	0	0	0	0	0	1	1	0	.289
Mar 10	VCU	*of	5	3	4	0	0	1	0	0	2	0	0	0	0	0	0	1	0	0	.349
Totals		11gs	43	16	15	8	4	2	2	5	2	2	3	0	2	0	6	27	4	0	.349

On base pct. .434 • Slugging pct. .674

#5 Gehrig Ebel - 3 games (All games)

Date	Opponent	Pos	AB	R	H	RBI	2B	3B	HR	BB	SB	CS	HBP	SAC	SF	GDP	K	PO	A	E	Avg
Feb 23	RADFORD	ph/c	2	0	1	1	0	0	0	0	0	0	0	0	0	0	1	3	0	0	.500
Mar 05	NORTH CAROLINA	pr	0	0	0	0	0	0	0	0	0	0	0	0	0	0	0	0	0	0	.500
Mar 10	VCU	*c	2	0	0	0	0	0	0	0	0	0	0	0	0	0	0	4	0	0	.250
Totals		1gs	4	0	1	1	0	0	0	0	0	0	0	0	0	0	1	7	0	0	.250

On base pct. .250 • Slugging pct. .250

PLAYER STATS

#51 Graham Firoved - 3 appearances (All games)

Date	Opponent	GS	IP	H	R	ER	BB	SO	2B	3B	HR	WP	BK	HBP	IBB	Score	W-L	Sv	ERA	NP
Feb 21	KENT STATE-2		0.0	1	0	0	0	0	0	0	0	0	0	0	0	9-2	0-0	0	0.00	4
Mar 06	NORTH CAROLINA		2.0	0	0	0	2	6	0	0	0	0	0	0	0	6-4	1-0	0	0.00	43
Mar 09	VCU		2.0	1	0	0	0	2	1	0	0	1	0	0	0	10-9	1-0	0	0.00	26
Totals		0	4.0	2	0	0	2	8	1	0	0	1	0	0	0	25-15	1-0	0	0.00	-

#46 Griffin Green - 1 appearance (All games)

Date	Opponent	GS	IP	H	R	ER	BB	SO	2B	3B	HR	WP	BK	HBP	IBB	Score	W-L	Sv	ERA	NP
Mar 10	VCU		1.2	5	4	4	0	3	1	0	0	0	0	1	0	7-10	0-0	0	21.60	42
Totals		0	1.2	5	4	4	0	3	1	0	0	0	0	1	0	7-10	0-0	0	21.60	-

#20 Grant Umberger - 3 appearances (All games)

Date	Opponent	GS	IP	H	R	ER	BB	SO	2B	3B	HR	WP	BK	HBP	IBB	Score	W-L	Sv	ERA	NP
Feb 23	RADFORD		1.0	1	0	0	1	2	0	0	0	1	0	0	0	22-2	0-0	0	0.00	25
Feb 27	at Miami (FL)		0.0	0	0	0	1	0	0	0	0	0	0	0	0	0-3	0-0	0	0.00	4
Mar 07	NORTH CAROLINA		0.1	0	0	0	1	0	0	0	0	1	0	1	1	6-9	0-0	0	0.00	7
Totals		0	1.1	1	0	0	3	2	0	0	0	2	0	1	1	28-14	0-0	0	0.00	-

#40 Henry Weycker - 3 appearances (All games)

Date	Opponent	GS	IP	H	R	ER	BB	SO	2B	3B	HR	WP	BK	HBP	IBB	Score	W-L	Sv	ERA	NP
Feb 21	KENT STATE-1		0.1	1	0	0	0	0	0	0	0	0	0	0	0	3-1	0-0	0	0.00	5
Feb 23	RADFORD		1.0	0	0	0	2	1	0	0	0	1	0	0	0	22-2	0-0	0	0.00	25
Feb 28	at Miami (FL)		0.1	1	0	0	0	0	0	0	0	0	0	0	0	9-6	0-0	0	0.00	7
Totals		0	1.2	2	0	0	2	1	0	0	0	1	0	0	0	34-9	0-0	0	0.00	-

#38 Jaison Heard - 1 game (All games)

Date	Opponent	Pos	AB	R	H	RBI	2B	3B	HR	BB	SB	CS	HBP	SAC	SF	GDP	K	PO	A	E	Avg
Feb 28	at Miami (FL)	p	0	0	0	0	0	0	0	0	0	0	0	0	0	0	0	0	1	0	.000
Totals		0gs	0	0	0	0	0	0	0	0	0	0	0	0	0	0	0	0	1	0	.000

On base pct. .000 • Slugging pct. .000

#38 Jaison Heard - 5 appearances (All games)

Date	Opponent	GS	IP	H	R	ER	BB	SO	2B	3B	HR	WP	BK	HBP	IBB	Score	W-L	Sv	ERA	NP
Feb 21	KENT STATE-1		0.2	0	0	0	1	0	0	0	0	0	0	0	0	3-1	0-0	1	0.00	10
Feb 27	at Miami (FL)		1.0	1	0	0	0	2	0	0	0	0	0	0	0	0-3	0-0	1	0.00	11
Feb 28	at Miami (FL)		2.0	2	0	0	0	5	0	0	0	1	0	0	0	9-6	1-0	1	0.00	44
Mar 05	NORTH CAROLINA		2.1	4	0	0	0	5	0	0	0	0	0	0	0	10-6	1-0	1	0.00	44
Mar 07	NORTH CAROLINA		0.1	2	1	0	0	1	0	0	0	0	0	0	0	6-9	1-0	1	0.00	11
Totals		0	6.1	9	1	0	1	13	0	0	0	1	0	0	0	28-25	1-0	1	0.00	-

PLAYER STATS

#31 Jack Hurley - 10 games (All games)

Date	Opponent	Pos	AB	R	H	RBI	2B	3B	HR	BB	SB	CS	HBP	SAC	SF	GDP	K	PO	A	E	Avg
Feb 21	KENT STATE-2	*of	4	2	2	0	0	0	0	0	0	0	0	0	0	0	2	1	0	0	.500
Feb 23	RADFORD	*of	3	2	1	0	1	0	0	0	0	0	1	0	0	0	2	1	0	0	.429
Feb 26	at Miami (FL)	ph/of	1	0	0	0	0	0	0	0	0	0	0	0	0	0	1	1	0	0	.375
Feb 27	at Miami (FL)	*of	3	0	0	0	0	0	0	0	0	0	0	0	0	0	1	2	0	0	.273
Feb 28	at Miami (FL)	*of/of	3	2	0	0	0	0	0	1	0	0	1	0	0	0	2	1	0	0	.214
Mar 05	NORTH CAROLINA	*of/of	4	2	2	2	0	0	1	1	0	0	0	0	0	0	2	0	0	0	.278
Mar 06	NORTH CAROLINA	*of	4	1	2	2	0	0	0	0	0	0	0	0	0	0	0	1	0	0	.318
Mar 07	NORTH CAROLINA	*of	5	1	1	3	0	0	1	0	0	0	0	0	0	0	1	1	0	0	.296
Mar 09	VCU	*of	6	0	1	0	0	0	0	0	0	0	0	0	0	0	2	3	0	1	.273
Mar 10	VCU	of	3	0	0	0	0	0	0	0	0	0	0	0	0	0	1	1	0	0	.250
Totals		8gs	36	10	9	7	1	0	2	2	0	0	2	0	0	0	14	12	0	1	.250

On base pct. .325 • Slugging pct. .444

#47 Jonah Hurney - 1 appearance (All games)

Date	Opponent	GS	IP	H	R	ER	BB	SO	2B	3B	HR	WP	BK	HBP	IBB	Score	W-L	Sv	ERA	NP
Mar 10	VCU		1.0	0	0	0	0	1	0	0	0	0	0	0	0	7-10	0-0	0	0.00	17
Totals		0	1.0	0	0	0	0	1	0	0	0	0	0	0	0	7-10	0-0	0	0.00	-

#44 Jackson Ritchey - 2 appearances (All games)

Date	Opponent	GS	IP	H	R	ER	BB	SO	2B	3B	HR	WP	BK	HBP	IBB	Score	W-L	Sv	ERA	NP
Feb 23	RADFORD		1.0	0	0	0	0	1	0	0	0	0	0	1	0	22-2	0-0	0	0.00	16
Mar 10	VCU	*	1.2	3	3	3	3	1	2	1	0	1	0	0	0	7-10	0-1	0	10.12	38
Totals		1	2.2	3	3	3	3	2	2	1	0	1	0	1	0	29-12	0-1	0	10.12	-

#37 Jonah Seagears - 11 games (All games)

Date	Opponent	Pos	AB	R	H	RBI	2B	3B	HR	BB	SB	CS	HBP	SAC	SF	GDP	K	PO	A	E	Avg
Feb 21	KENT STATE-1	*of	2	0	0	0	0	0	0	2	0	0	0	0	0	0	2	1	0	0	.000
Feb 21	KENT STATE-2	*of	0	1	0	0	0	0	0	2	0	1	0	0	0	0	0	1	0	0	.000
Feb 23	RADFORD	*of	2	1	1	0	0	0	0	1	0	0	0	0	0	0	0	0	0	0	.250
Feb 26	at Miami (FL)	*of	3	1	1	1	0	0	0	0	2	0	0	1	0	0	1	1	0	0	.286
Feb 27	at Miami (FL)	*of	4	0	0	0	0	0	0	0	0	0	0	0	0	0	2	0	0	0	.182
Feb 28	at Miami (FL)	*of	3	0	0	0	0	0	0	2	0	0	0	0	0	0	0	1	0	0	.143
Mar 05	NORTH CAROLINA	*of	2	0	0	0	0	0	0	1	0	0	1	0	0	0	1	1	0	0	.125
Mar 06	NORTH CAROLINA	*of	1	1	1	0	0	0	0	3	0	1	0	0	0	0	0	0	0	0	.176
Mar 07	NORTH CAROLINA	*of	2	1	1	0	0	0	0	2	0	0	0	0	0	0	1	2	0	0	.211
Mar 09	VCU	*of	2	1	0	0	0	0	0	1	0	0	0	0	0	0	0	1	1	0	.190
Mar 10	VCU	*of	4	0	0	0	0	0	0	0	0	0	0	0	0	0	2	0	0	0	.160
Totals		11gs	25	6	4	1	0	0	0	14	2	2	1	1	0	0	10	8	0	0	.160

On base pct. .475 • Slugging pct. .160

#26 Kevin Madden - 11 games (All games)

Date	Opponent	Pos	AB	R	H	RBI	2B	3B	HR	BB	SB	CS	HBP	SAC	SF	GDP	K	PO	A	E	Avg
Feb 21	KENT STATE-1	*3b	4	1	2	1	0	0	0	0	1	0	0	0	0	0	1	1	6	0	.500
Feb 21	KENT STATE-2	*3b	3	0	0	0	0	0	0	0	0	0	1	0	0	0	1	0	2	0	.286
Feb 23	RADFORD	*3b	2	2	0	0	0	0	0	2	0	0	0	0	0	0	1	0	3	0	.222
Feb 26	at Miami (FL)	*3b	4	1	2	0	1	0	0	0	0	0	0	0	0	0	1	1	2	1	.308
Feb 27	at Miami (FL)	*3b	4	0	0	0	0	0	0	0	0	0	0	0	0	0	0	0	2	0	.235
Feb 28	at Miami (FL)	*3b	5	2	2	2	0	0	0	0	0	0	0	0	0	0	0	0	4	0	.273
Mar 05	NORTH CAROLINA	*3b	5	1	2	2	0	0	0	0	0	0	0	0	0	1	1	0	1	1	.296
Mar 06	NORTH CAROLINA	*3b	4	0	2	2	1	0	0	0	0	0	0	0	0	0	2	1	1	1	.323
Mar 07	NORTH CAROLINA	*3b	5	0	1	1	0	0	0	0	0	0	0	0	0	0	1	1	0	2	.306
Mar 09	VCU	*3b	6	1	4	1	0	0	0	0	0	0	0	0	0	0	0	0	0	0	.357
Mar 10	VCU	*3b	4	1	1	0	0	0	0	1	0	0	0	0	0	0	0	1	2	0	.348
Totals		11gs	46	9	16	9	2	0	0	3	1	0	1	0	0	2	7	5	23	5	.348

On base pct. .400 • Slugging pct. .391

PLAYER STATS

#32 Lucas Donlon - 3 games (All games)

Date	Opponent	Pos	AB	R	H	RBI	2B	3B	HR	BB	SB	CS	HBP	SAC	SF	GDP	K	PO	A	E	Avg	
Feb 23	RADFORD	ph	1	0	0	0	0	0	0	0	0	0	0	0	0	0	0	0	0	0	0	.000
Mar 09	VCU	*2b	4	1	1	3	0	0	1	1	0	0	0	0	0	0	0	1	0	0	0	.200
Mar 10	VCU	ph/dh	1	0	1	2	0	0	0	1	0	0	0	0	1	0	0	0	0	0	0	.333
Totals		1gs	6	1	2	5	0	0	1	2	0	0	0	0	1	0	0	1	0	0	0	.333

On base pct. .444 • Slugging pct. .833

#16 Matthew Siverling - 1 game (All games)

Date	Opponent	Pos	AB	R	H	RBI	2B	3B	HR	BB	SB	CS	HBP	SAC	SF	GDP	K	PO	A	E	Avg	
Feb 26	at Miami (FL)	p	0	0	0	0	0	0	0	0	0	0	0	0	0	0	0	0	1	0	0	.000
Totals		0gs	0	0	0	0	0	0	0	0	0	0	0	0	0	0	0	0	1	0	0	.000

On base pct. .000 • Slugging pct. .000

#16 Matthew Siverling - 5 appearances (All games)

Date	Opponent	GS	IP	H	R	ER	BB	SO	2B	3B	HR	WP	BK	HBP	IBB	Score	W-L	Sv	ERA	NP
Feb 21	KENT STATE-1		2.0	1	0	0	0	3	1	0	0	0	0	0	0	3-1	0-0	0	0.00	31
Feb 26	at Miami (FL)		4.0	1	0	0	1	6	0	0	0	0	0	0	0	5-3	1-0	0	0.00	54
Mar 05	NORTH CAROLINA		0.0	2	2	2	2	0	0	0	1	0	0	0	0	10-6	1-0	0	3.00	19
Mar 06	NORTH CAROLINA		2.0	1	1	0	0	1	0	0	0	0	0	0	0	6-4	1-0	1	2.25	25
Mar 09	VCU		1.0	0	0	0	1	2	0	0	0	0	0	0	0	10-9	2-0	1	2.00	19
Totals		0	9.0	5	3	2	4	12	1	0	1	0	0	0	0	34-23	2-0	1	2.00	-

#33 Nick Holesa - 1 game (All games)

Date	Opponent	Pos	AB	R	H	RBI	2B	3B	HR	BB	SB	CS	HBP	SAC	SF	GDP	K	PO	A	E	Avg	
Feb 23	RADFORD	1b	1	0	0	0	0	0	0	0	0	0	0	0	0	0	1	0	0	0	0	.000
Totals		0gs	1	0	0	0	0	0	0	0	0	0	0	0	0	0	1	0	0	0	0	.000

On base pct. .000 • Slugging pct. .000

#27 Noah Johnson - 3 appearances (All games)

Date	Opponent	GS	IP	H	R	ER	BB	SO	2B	3B	HR	WP	BK	HBP	IBB	Score	W-L	Sv	ERA	NP
Feb 23	RADFORD		2.0	1	0	0	0	3	0	0	0	1	0	0	0	22-2	0-0	0	0.00	33
Mar 07	NORTH CAROLINA		0.1	1	1	1	1	1	0	0	1	0	0	0	0	6-9	0-1	0	3.86	14
Mar 09	VCU		2.2	3	0	0	1	5	0	0	0	0	0	1	0	10-9	0-1	0	1.80	46
Totals		0	5.0	5	1	1	2	9	0	0	1	1	0	1	0	38-20	0-1	0	1.80	-

#10 Nolan Wilson - 1 appearance (All games)

Date	Opponent	GS	IP	H	R	ER	BB	SO	2B	3B	HR	WP	BK	HBP	IBB	Score	W-L	Sv	ERA	NP
Mar 10	VCU		1.1	1	0	0	1	2	1	0	0	0	0	0	1	7-10	0-0	0	0.00	30
Totals		0	1.1	1	0	0	1	2	1	0	0	0	0	0	1	7-10	0-0	0	0.00	-

#30 Peyton Alford - 1 game (All games)

Date	Opponent	Pos	AB	R	H	RBI	2B	3B	HR	BB	SB	CS	HBP	SAC	SF	GDP	K	PO	A	E	Avg	
Mar 05	NORTH CAROLINA	*p	0	0	0	0	0	0	0	0	0	0	0	0	0	0	0	1	0	0	0	.000
Totals		1gs	0	0	0	0	0	0	0	0	0	0	0	0	0	0	0	1	0	0	0	.000

On base pct. .000 • Slugging pct. .000

PLAYER STATS

#30 Peyton Alford - 3 appearances (All games)

Date	Opponent	GS	IP	H	R	ER	BB	SO	2B	3B	HR	WP	BK	HBP	IBB	Score	W-L	Sv	ERA	NP
Feb 21	KENT STATE-2		1.0	2	1	1	1	1	0	0	0	0	0	1	0	9-2	0-0	0	9.00	35
Feb 26	at Miami (FL)	*	3.0	3	3	2	3	4	0	0	0	0	0	1	0	5-3	0-0	0	6.75	66
Mar 05	NORTH CAROLINA	*	4.1	2	4	3	3	10	1	0	1	1	0	1	0	10-6	0-0	0	6.48	86
Totals		2	8.1	7	8	6	7	15	1	0	1	1	0	3	0	24-11	0-0	0	6.48	-

#35 Ryan Metz - 2 games (All games)

Date	Opponent	Pos	AB	R	H	RBI	2B	3B	HR	BB	SB	CS	HBP	SAC	SF	GDP	K	PO	A	E	Avg
Mar 09	VCU	p	0	0	0	0	0	0	0	0	0	0	0	0	0	0	0	0	1	0	.000
Mar 10	VCU	p	0	0	0	0	0	0	0	0	0	0	0	0	0	0	0	0	1	0	.000
Totals		ogs	0	0	0	0	0	0	0	0	0	0	0	0	0	0	0	0	2	0	.000

On base pct. .000 • Slugging pct. .000

#35 Ryan Metz - 4 appearances (All games)

Date	Opponent	GS	IP	H	R	ER	BB	SO	2B	3B	HR	WP	BK	HBP	IBB	Score	W-L	Sv	ERA	NP
Feb 23	RADFORD		1.0	3	1	1	0	2	1	1	0	0	0	0	0	22-2	0-0	0	9.00	19
Mar 07	NORTH CAROLINA		0.1	0	0	0	0	0	0	0	0	0	0	0	0	6-9	0-0	0	6.75	1
Mar 09	VCU		1.0	2	2	2	1	1	2	0	0	0	0	0	0	10-9	0-0	0	11.57	18
Mar 10	VCU		3.1	4	3	1	2	5	0	0	0	1	0	1	2	7-10	0-0	0	6.35	61
Totals		0	5.2	9	6	4	3	8	3	1	0	1	0	1	2	45-30	0-0	0	6.35	-

#22 Ryan Okuda - 1 game (All games)

Date	Opponent	Pos	AB	R	H	RBI	2B	3B	HR	BB	SB	CS	HBP	SAC	SF	GDP	K	PO	A	E	Avg
Feb 23	RADFORD	*p	0	0	0	0	0	0	0	0	0	0	0	0	0	0	0	0	2	0	.000
Totals		1gs	0	0	0	0	0	0	0	0	0	0	0	0	0	0	0	0	2	0	.000

On base pct. .000 • Slugging pct. .000

#22 Ryan Okuda - 6 appearances (All games)

Date	Opponent	GS	IP	H	R	ER	BB	SO	2B	3B	HR	WP	BK	HBP	IBB	Score	W-L	Sv	ERA	NP
Feb 23	RADFORD	*	3.0	3	1	0	1	3	0	0	0	1	0	0	0	22-2	1-0	0	0.00	52
Feb 27	at Miami (FL)		1.0	0	0	0	0	1	0	0	0	1	0	0	0	0-3	1-0	0	0.00	13
Feb 28	at Miami (FL)		0.0	2	2	2	0	0	0	0	0	0	0	0	0	9-6	1-0	0	4.50	5
Mar 05	NORTH CAROLINA		0.2	0	0	0	1	1	0	0	0	0	0	0	0	10-6	2-0	0	3.86	15
Mar 07	NORTH CAROLINA		0.1	0	0	0	0	0	0	0	0	0	0	0	0	6-9	2-0	0	3.60	2
Mar 09	VCU	*	1.1	4	4	4	1	1	1	0	0	0	0	1	0	10-9	2-0	0	8.53	40
Totals		2	6.1	9	7	6	3	6	1	0	0	2	0	1	0	57-35	2-0	0	8.53	-

#12 Shane Connolly - 1 game (All games)

Date	Opponent	Pos	AB	R	H	RBI	2B	3B	HR	BB	SB	CS	HBP	SAC	SF	GDP	K	PO	A	E	Avg
Feb 26	at Miami (FL)	p	0	0	0	0	0	0	0	0	0	0	0	0	0	0	0	0	1	0	.000
Totals		ogs	0	0	0	0	0	0	0	0	0	0	0	0	0	0	0	0	1	0	.000

On base pct. .000 • Slugging pct. .000

PLAYER STATS

#12 Shane Connolly - 5 appearances (All games)

Date	Opponent	GS	IP	H	R	ER	BB	SO	2B	3B	HR	WP	BK	HBP	IBB	Score	W-L	Sv	ERA	NP
Feb 21	KENT STATE-2		2.2	1	0	0	0	3	0	0	0	0	0	0	0	9-2	0-0	1	0.00	30
Feb 26	at Miami (FL)		2.0	2	0	0	0	1	0	0	0	0	0	0	0	5-3	0-0	2	0.00	26
Feb 28	at Miami (FL)		2.0	2	0	0	0	0	0	0	0	1	0	0	0	9-6	0-0	3	0.00	33
Mar 05	NORTH CAROLINA		1.2	2	0	0	0	5	0	0	0	0	0	0	0	10-6	0-0	4	0.00	37
Mar 07	NORTH CAROLINA		2.1	0	0	0	2	6	0	0	0	1	0	0	0	6-9	0-0	4	0.00	41
Totals		0	10.2	7	0	0	2	15	0	0	0	2	0	0	0	39-26	0-0	4	0.00	-

#25 Samuel Rochard - 2 appearances (All games)

Date	Opponent	GS	IP	H	R	ER	BB	SO	2B	3B	HR	WP	BK	HBP	IBB	Score	W-L	Sv	ERA	NP
Feb 21	KENT STATE-2		0.0	0	0	0	1	0	0	0	0	0	0	0	0	9-2	0-0	0	0.00	5
Mar 07	NORTH CAROLINA		0.0	0	0	0	2	0	0	0	0	0	0	0	0	6-9	0-0	0	0.00	10
Totals		0	0.0	0	0	0	3	0	0	0	0	0	0	0	0	15-11	0-0	0	0.00	-

#39 Peter Sakellaris - 2 appearances (All games)

Date	Opponent	GS	IP	H	R	ER	BB	SO	2B	3B	HR	WP	BK	HBP	IBB	Score	W-L	Sv	ERA	NP
Mar 07	NORTH CAROLINA		0.0	0	2	0	0	0	0	0	0	0	0	0	0	6-9	0-0	0	0.00	3
Mar 09	VCU		0.1	1	2	2	1	1	0	0	0	0	0	0	0	10-9	0-0	0	54.00	11
Totals		0	0.1	1	4	2	1	1	0	0	0	0	0	0	0	16-18	0-0	0	54.00	-

#7 TJ Rumfield - 11 games (All games)

Date	Opponent	Pos	AB	R	H	RBI	2B	3B	HR	BB	SB	CS	HBP	SAC	SF	GDP	K	PO	A	E	Avg
Feb 21	KENT STATE-1	*1b	3	0	0	0	0	0	0	0	0	0	0	0	0	0	0	11	0	0	.000
Feb 21	KENT STATE-2	*1b	4	1	1	0	1	0	0	0	0	0	0	0	0	0	1	7	0	0	.143
Feb 23	RADFORD	*1b	5	4	3	5	1	0	2	0	0	0	0	0	0	0	0	9	0	0	.333
Feb 26	at Miami (FL)	*dh	4	1	1	2	0	0	1	0	0	0	0	0	0	0	0	0	0	0	.312
Feb 27	at Miami (FL)	*1b	3	0	2	0	0	0	0	1	0	0	0	0	0	0	0	9	1	0	.368
Feb 28	at Miami (FL)	*1b	5	0	2	0	0	0	0	0	0	0	0	0	0	0	1	11	0	0	.375
Mar 05	NORTH CAROLINA	*dh	4	1	2	1	0	0	0	1	0	0	0	0	0	0	0	0	0	0	.393
Mar 06	NORTH CAROLINA	*1b	2	0	0	0	0	0	0	2	0	0	0	0	0	0	0	8	0	0	.367
Mar 07	NORTH CAROLINA	*1b	5	0	2	0	0	0	0	0	0	0	0	0	0	0	0	5	0	0	.371
Mar 09	VCU	*1b	4	3	2	0	1	0	0	2	0	0	0	0	0	0	0	8	1	0	.385
Mar 10	VCU	*1b	5	1	1	2	0	0	0	0	0	0	0	0	1	0	8	0	0	.364	
Totals		11gs	44	11	16	10	3	0	3	6	0	0	1	0	0	1	2	76	2	0	.364

On base pct. .451 • Slugging pct. .636

#8 Tanner Schobel - 11 games (All games)

Date	Opponent	Pos	AB	R	H	RBI	2B	3B	HR	BB	SB	CS	HBP	SAC	SF	GDP	K	PO	A	E	Avg
Feb 21	KENT STATE-1	*2b	4	0	1	1	1	0	0	0	0	0	0	0	0	0	2	0	1	0	.250
Feb 21	KENT STATE-2	*2b	3	0	1	2	0	0	0	1	0	0	0	0	0	0	1	2	2	0	.286
Feb 23	RADFORD	*2b	3	0	0	3	0	0	0	0	0	0	1	0	2	0	0	1	2	0	.200
Feb 26	at Miami (FL)	*2b	4	0	0	0	0	0	0	0	0	0	0	0	0	0	2	3	3	1	.143
Feb 27	at Miami (FL)	*2b	3	0	1	0	0	0	0	0	0	0	0	0	0	0	1	2	3	0	.176
Feb 28	at Miami (FL)	*2b	5	0	2	4	0	0	0	0	0	0	0	0	0	0	1	2	3	0	.227
Mar 05	NORTH CAROLINA	*2b	3	2	2	2	0	1	0	1	0	0	0	0	0	0	0	1	0	0	.280
Mar 06	NORTH CAROLINA	*2b	3	2	1	1	0	0	1	0	0	0	1	0	0	0	0	1	5	0	.286
Mar 07	NORTH CAROLINA	*2b	4	1	1	1	0	0	1	0	0	0	0	0	0	0	1	1	2	0	.281
Mar 09	VCU	*ss/2b	4	1	2	1	0	0	0	1	0	0	1	0	0	0	0	0	2	0	.306
Mar 10	VCU	*2b	3	2	2	2	2	0	0	2	0	0	0	0	0	0	0	0	2	0	.333
Totals		11gs	39	8	13	17	3	1	2	5	0	0	3	0	2	0	8	13	25	1	.333

On base pct. .429 • Slugging pct. .615

PLAYER STATS

#23 Tanner Thomas - 10 games (All games)

Date	Opponent	Pos	AB	R	H	RBI	2B	3B	HR	BB	SB	CS	HBP	SAC	SF	GDP	K	PO	A	E	Avg	
Feb 21	KENT STATE-2	ph/of	2	1	1	1	1	0	0	0	0	0	0	0	0	0	0	0	0	0	0	.500
Feb 23	RADFORD	ph/of	3	1	1	0	0	0	0	0	0	0	0	0	0	0	1	0	0	0	0	.400
Feb 26	at Miami (FL)	*of	2	0	0	0	0	0	0	1	0	0	1	0	0	0	1	2	2	0	0	.286
Feb 27	at Miami (FL)	*dh	3	0	2	0	0	0	0	0	0	0	0	0	0	0	0	0	0	0	0	.400
Feb 28	at Miami (FL)	*dh	5	2	2	0	0	0	0	0	0	0	0	0	0	0	1	0	0	0	0	.400
Mar 05	NORTH CAROLINA	*of	5	0	1	0	1	0	0	0	0	1	0	0	0	0	1	1	0	0	0	.350
Mar 06	NORTH CAROLINA	*dh	4	1	1	0	0	0	0	0	0	0	0	0	0	0	1	0	0	0	0	.333
Mar 07	NORTH CAROLINA	*dh	2	0	0	0	0	0	0	0	0	0	0	0	0	0	1	0	0	0	0	.308
Mar 09	VCU	ph/of	2	0	0	0	0	0	0	0	0	0	0	0	0	0	1	0	0	0	0	.286
Mar 10	VCU	ph/of	1	0	0	0	0	0	0	0	0	0	0	0	0	0	0	0	0	0	0	.276
Totals		6gs	29	5	8	1	2	0	0	1	0	1	1	0	0	0	7	3	2	0	0	.276

On base pct. .323 • Slugging pct. .345

#18 Xander Hamilton - 2 appearances (All games)

Date	Opponent	GS	IP	H	R	ER	BB	SO	2B	3B	HR	WP	BK	HBP	IBB	Score	W-L	Sv	ERA	NP
Mar 07	NORTH CAROLINA		1.0	0	0	0	0	0	0	0	0	0	0	1	0	6-9	0-0	0	0.00	15
Mar 09	VCU		0.2	1	1	1	1	1	0	0	1	0	0	0	0	10-9	0-0	0	5.40	18
Totals		0	1.2	1	1	1	1	1	0	0	1	0	0	1	0	16-18	0-0	0	5.40	-

NCAA STATS

Statistic	National Rank	Conference Rank	Value	National Leader	Value	Conference Leader	Value
Base on Balls (298 ranked)	88	11	75	Texas Tech	128	Florida St.	116
Batting Average (298 ranked)	68	7	0.280	Auburn	0.330	NC State	0.323
Double Plays (297 ranked)	185	8	8	Bethune-Cookman	24	NC State	22
Double Plays Per Game (298 ranked)	203	9	0.50	Harvard	2.00	NC State	1.29
Doubles (298 ranked)	131	12	25	Louisville	54	Louisville	54
Doubles Per Game (298 ranked)	143	12	1.56	Louisville	3.18	Louisville	3.18
Earned Run Average (298 ranked)	48	5	3.05	Vanderbilt	1.84	Duke	2.39
Fielding Percentage (298 ranked)	64	4	0.975	East Carolina	0.990	Duke	0.988
Hit Batters (297 ranked)	255	12	10	Charleston So.	41	Georgia Tech	23
Hit by Pitch (298 ranked)	197	12	13	Campbell	50	Florida St.	43
Hits (298 ranked)	78	8	150	Texas Tech	213	NC State	192
Hits Allowed Per Nine Innings (298 ranked)	74	10	7.62	UCLA	4.97	Notre Dame	5.85
Home Runs (291 ranked)	129	13	9	Ole Miss	37	NC State	28
Home Runs Per Game (297 ranked)	147	13	0.56	Ole Miss	2.18	NC State	1.65
On Base Percentage (298 ranked)	83	9	0.376	New Mexico St.	0.446	NC State	0.424
Runs (298 ranked)	59	8	110	Tennessee	180	Virginia	162
Sacrifice Bunts (281 ranked)	43	2	10	East Carolina	23	Virginia	14
Sacrifice Flies (278 ranked)	45	6	9	Auburn	16	Georgia Tech	14
Scoring (298 ranked)	54	9	6.9	Tennessee	10.6	Virginia	9.0
Shutouts (88 ranked)	88	8	1	Ga. Southern	6	Duke	6
Slugging Percentage (298 ranked)	106	11	0.392	NC State	0.557	NC State	0.557
Stolen Bases (296 ranked)	10	2	36	Wofford	47	NC State	41
Stolen Bases Per Game (298 ranked)	13	3	2.25	Yale	3.10	Notre Dame	2.69
Strikeout-to-Walk Ratio (298 ranked)	26	5	3.30	Sacramento St.	6.76	Duke	4.16
Strikeouts Per Nine Innings (298 ranked)	9	4	11.9	Ohio St.	12.7	Florida St.	12.1
Triple Plays (1 ranked)				Albany (NY)	1		
				Sam Houston St.	1		
				UTRGV	1		
Triples (234 ranked)	87	7	4	William & Mary	12	Virginia	10
Triples Per Game (279 ranked)	102	7	0.25	Miami (OH)	0.73	Virginia	0.56
WHIP (298 ranked)	65	9	1.25	UCLA	0.87	Duke	1.03
WL Pct (294 ranked)	60	9	0.688	Ole Miss	0.941	Notre Dame	0.846
				Alabama	0.941		
				Florida	0.941		
Walks Allowed Per Nine Innings (298 ranked)	73	5	3.62	Sacramento St.	1.32	NC State	2.72

Base on Balls Per Game (144 ranked)				Spencer Torkelson, Arizona St.	1.82	Sky Duff, Pittsburgh	1.19	
Batting Average (250 ranked)	Carson Taylor	32	3	0.431	Brendyn Stillman, St. Bonaventure	0.519	Michael Goldberg, Georgia Tech	0.450
	Gavin Cross	190	15	0.369				
Complete Games (4 ranked)				Jacknell Guzman, Alabama St.	3	Bryce Jarvis, Duke	1	
Doubles (81 ranked)	Carson Taylor	34	3	7	Zach Britton, Louisville	11	Zach Britton, Louisville	11
Doubles Per Game (138 ranked)	Carson Taylor	59	4	0.44	Zach Britton, Louisville	0.65	Zach Britton, Louisville	0.65
Earned Run Average (200 ranked)	Chris Gerard	119	12	1.57	8 players tied	0.00	Cooper Stinson, Duke	0.42
Games Started (29 ranked)	Chris Gerard	29	1	4	4 players tied	6	42 players tied	4
	Ian Seymour	29	1	4				
	Anthony Simonelli	29	1	4				
Hit Batters (135 ranked)	Chris Gerard	135	6	4	Dalton Acosta, Ark.-Pine Bluff	10	Jonathan Hughes, Georgia Tech	6
Hit By Pitch Per Game (134 ranked)				Elijah Cabell, Florida St.	0.88	Elijah Cabell, Florida St.	0.88	
Hit by Pitch (77 ranked)				Elijah Cabell, Florida St.	15	Elijah Cabell, Florida St.	15	
Hits (111 ranked)	Carson Taylor	50	5	25	Zack Raabe, Minnesota	31	Angel Zarate, North Carolina	29
	Gavin Cross	76	10	24				
Hits Allowed Per Nine Innings (150 ranked)				Mac McCarty, UAB	1.69	Griff McGarry, Virginia	2.25	
Hits Per Game (150 ranked)	Carson Taylor	69	6	1.56	Spencer Myers, Notre Dame	2.08	Spencer Myers, Notre Dame	2.08
	Gavin Cross	89	9	1.50				
Home Runs (148 ranked)	Kevin Madden	148	19	3	Nick Gonzales, New Mexico St.	12	Elijah Cabell, Florida St.	7
Home Runs Per Game (147 ranked)				Tyler Kelder, St. Bonaventure	1.00	Niko Kavadas, Notre Dame	0.54	
On Base Percentage (150 ranked)	Carson Taylor	27	3	0.541	Brooks Carlson, Samford	0.644	Michael Rothenberg, Duke	0.511
Pitching Appearances (99 ranked)	Peyton Alford	35	4	9	Chase Haney, Florida St.	12	Chase Haney, Florida St.	12
	Jaison Heard	35	4	9				
Runs (130 ranked)	Carson Taylor	49	8	19	Nick Gonzales, New Mexico St.	28	Zack Gelof, Virginia	24
	Nick Biddison	130	20	16				
Runs Batted In (117 ranked)	Carson Taylor	35	2	20	Nick Gonzales, New Mexico St.	36	Elijah Cabell, Florida St.	28
Runs Batted In Per Game (139 ranked)	Carson Taylor	37	3	1.25	Nick Gonzales, New Mexico St.	2.25	Elijah Cabell, Florida St.	1.65
Runs Per Game (140 ranked)	Carson Taylor	45	4	1.19	Nick Gonzales, New Mexico St.	1.75	Zack Gelof, Virginia	1.33
	Nick Biddison	140	17	1.00				
Sacrifice Bunts (136 ranked)	Brennan Reback	51	2	3	Pat O'Neill, Villanova	6	Brian Dempsey, Boston College	4
	Tanner Thomas	51	2	3	Kamron Willman, Kansas St.	6		
	Fritz Genter	136	7	2				
Sacrifice Bunts Per Game (128 ranked)	Tanner Thomas	61	2	0.21	Pat O'Neill, Villanova	0.43	Brian Dempsey, Boston College	0.27
	Brennan Reback	73	3	0.20				
Sacrifice Flies (78 ranked)	Nick Biddison	78	15	2	Alvin Melendez, Fordham	6	Danny Oriente, Louisville	5
Saves (80 ranked)				7 players tied	6	Michael Kirian, Louisville	6	
Slugging Percentage (248 ranked)	Carson Taylor	64	7	0.690	Brendyn Stillman, St. Bonaventure	1.259	Zack Gelof, Virginia	0.746
Stolen Bases (115 ranked)	Fritz Genter	45	5	8	Spencer Myers, Notre Dame	15	Spencer Myers, Notre Dame	15
	Brennan Reback	45	5	8				
	Gavin Cross	74	8	7				
Stolen Bases Per Game (146 ranked)	Fritz Genter	44	4	0.53	Spencer Myers, Notre Dame	1.25	Spencer Myers, Notre Dame	1.25
	Brennan Reback	44	4	0.53				
	Gavin Cross	103	9	0.44				
Strikeout-to-Walk Ratio (149 ranked)	Ian Seymour	51	4	8.00	Landon Knack, ETSU	51.00	Bryce Jarvis, Duke	20.00
	Chris Gerard	72	9	7.25				
Strikeouts (149 ranked)	Ian Seymour	18	6	40	Landon Knack, ETSU	51	Reid Detmers, Louisville	48
	Chris Gerard	110	14	29				
Strikeouts Per Nine Innings (150 ranked)	Ian Seymour	4	2	17.70	Seth Lonsway, Ohio St.	21.00	Reid Detmers, Louisville	19.64
Total Bases (149 ranked)	Carson Taylor	70	8	40	Nick Gonzales, New Mexico St.	67	Zack Gelof, Virginia	47
Toughest to Strike Out (149 ranked)	Carson Taylor	81	6	11.6	John Weglarz, Delaware St.	53.0	Michael Goldberg, Georgia Tech	20.0
Triples (39 ranked)				9 players tied	4	Max Cotler, Virginia	4	
Triples Per Game (148 ranked)				Ty Johnson, Tulane	0.29	Max Cotler, Virginia	0.22	
Victories (23 ranked)	Ian Seymour	23	2	3	Kyle Brennan, Belmont	5	Nick Swiney, NC State	4
WHIP (149 ranked)	Ian Seymour	101	7	0.89	Mac McCarty, UAB	0.31	Tommy Vail, Notre Dame	0.46
Walks Allowed Per Nine Innings (150 ranked)	Chris Gerard	107	7	1.57	Parker Brahm, Sacramento St.	0.00	Bryce Jarvis, Duke	0.67
				Nathan Skinner, Dartmouth	0.00			

RESULTS



2021 VT Baseball
Game Results for Virginia Tech (as of Mar 10, 2021)
(All games)



Date	Opponent	Score	Inns	Overall	Conference	Pitcher of record	Attend	Time
Feb 21, 2021	KENT STATE-1	w 3-1	9	1-0-0	0-0-0	C. Gerard (W 1-0)	203	2:44
Feb 21, 2021	KENT STATE-2	w 9-2	9	2-0-0	0-0-0	A. Simonelli (W 1-0)	203	2:54
Feb 23, 2021	RADFORD	w 22-2	9	3-0-0	0-0-0	R. Okuda (W 1-0)	250	3:40
* Feb 26, 2021	at #3 Miami (FL)	w 5-3	9	4-0-0	1-0-0	M. Siverling (W 1-0)	623	2:54
* Feb 27, 2021	at #3 Miami (FL)	L 0-3	9	4-1-0	1-1-0	C. Gerard (L 1-1)	652	2:28
* Feb 28, 2021	at #3 Miami (FL)	w 9-6	9	5-1-0	2-1-0	J. Heard (W 1-0)	634	3:35
* Mar 05, 2021	#25 NORTH CAROLINA	w 10-6	9	6-1-0	3-1-0	R. Okuda (W 2-0)	1000	3:44
* Mar 06, 2021	#25 NORTH CAROLINA	w 6-4	9	7-1-0	4-1-0	G. Firoved (W 1-0)	1000	3:17
* Mar 07, 2021	#25 NORTH CAROLINA	L 6-9	9	7-2-0	4-2-0	N. Johnson (L 0-1)	1000	4:05
Mar 09, 2021	VCU	w 10-9	9	8-2-0	4-2-0	M. Siverling (W 2-0)	1000	3:56
Mar 10, 2021	VCU	L 7-10	9	8-3-0	4-2-0	J. Ritchey (L 0-1)	780	4:03

() extra inning game

HEADSHOT ROSTER



2
Sam TACKETT
IF | 6-0 | 195 | Fr.
Lexington, Ky.



3
Chris GERARD
P | 5-10 | 175 | So.
Wayne, N.J.




4
Fritz GENTHER
IF | 5-8 | 165 | Fr.
Kingston, N.Y.




5
Gehrig EBEL
C | 6-0 | 190 | Fr.
Ooltewah, Tenn.



7
TJ RUMFIELD
IF | 6-5 | 225 | r-Fr.
Temple, Texas



8
Tanner SCHOBEL
IF | 5-10 | 170 | Fr.
Williamsburg, Va.



9
Brennan REBACK
OF | 6-0 | 195 | Jr.
Vernon Hills, Ill.



10
Nolan WILSON
P | 6-3 | 210 | r-So.
Atlanta, Ga.



11
Cade SWISHER
OF | 5-11 | 190 | Fr.
Chesterfield, Va.



12
Shane CONNOLLY
P | 6-2 | 175 | Jr.
Huntersville, N.C.



15
Nic PSIMAS
P | 6-6 | 225 | Fr.
Chesapeake, Va.



16
Matthew SIVERLING
P | 6-4 | 190 | Fr.
Matthews, N.C.



17
Cade HUNTER
C | 6-2 | 200 | Fr.
Mount Laurel, N.J.



18
Xander HAMILTON
P | 6-4 | 220 | Fr.
Raleigh, N.C.



19
Gavin CROSS
P/OF | 6-3 | 210 | Fr.
Bristol, Tenn.



20
Grant UMBERGER
P | 6-4 | 225 | Fr.
Chester Springs, Pa.



21
Kyle MCKERNAN
P | 6-5 | 200 | Fr.
Waxhaw, N.C.



22
Ryan OKUDA
P | 6-1 | 170 | Jr.
Gibsonia, Pa.




23
Tanner THOMAS
OF | 5-11 | 190 | Sr.
Jacksonville, Fla.



24
Nick BIDDISON
IF | 5-10 | 190
Glen Allen, Va.



25
Samuel ROCHARD
P | 6-1 | 205 | Fr.
Williamsburg, Va.



26
Kevin MADDEN
IF | 6-1 | 215 | So.
Glenwood, Md.



27
Noah JOHNSON
P | 6-5 | 195 | Fr.
Toledo, Ohio



28
Brayden MERRICK
IF | 6-3 | 210 | Fr.
Wirtz, Va.



29
Carson JONES
OF | 6-2 | 190 | Fr.
Glen Allen, Va.



30
Peyton ALFORD
P | 6-0 | 190 | Sr.
Knoxville, Tenn.



31
Jack HURLEY
OF | 6-0 | 185 | Fr.
Boalsburg, Pa.



32
Lucas DONLON
IF | 6-0 | 205 | Fr.
McLean, Va.



33
Nick HOLSEA
IF | 6-2 | 205 | So.
Huntingdon, Pa.



34
Anthony SIMONELLI
P | 6-2 | 200 | Jr.
Winchester, Va.



35
Ryan METZ
P | 6-1 | 190 | Jr.
Fishers, Ind.



37
Jonah SEAGERS
OF | 5-11 | 184 | So.
Gainesville, Va.



38
Jaison HEARD
P | 6-1 | 205 | Sr.
Maitland, Fla.



39
Peter SAKELLARIS
P | 6-0 | 185 | Fr.
Milton, Mass.




40
Henry WEYCKER
P | 5-11 | 205 | Fr.
Wellesley, Mass.



41
Dayne LEONARD
C | 6-0 | 195 | Fr.
Spring Green, Wis.



42
Ryan GLEASON
P | 6-5 | 210 | Fr.
Laytonville, Md.



43
Dusty MERCER
OF | 6-1 | 215 | Fr.
Matthews, N.C.



44
Jackson RITCHEY
P | 6-5 | 190 | Fr.
Huntingdon, Pa.



45
Parker STALLARD
OF | 5-11 | 190 | Fr.
Salem, Va.



46
Griffin GREEN
P | 6-3 | 205 | Fr.
Chelmsford, Mass.



47
Jonah HURNEY
P | 5-8 | 180 | So.
Kamuela, Hawai'i



48
Brady KIRTNER
P | 5-11 | 170 | Fr.
Christiansburg, Va.



49
Ethan FIROVED
P | 6-1 | 185 | Fr.
Virginia Beach, Va.



50
Christian WORLEY
P | 6-1 | 170 | Fr.
Alton, Va.



51
Graham FIROVED
P | 6-1 | 185 | So.
Virginia Beach, Va.



53
Jenner KEHE
P | 6-1 | 165 | Fr.
Golden, Colo.




55
Mike GRUPÉ
P | 6-1 | 195 | Fr.
Purcellville, Va.



John SZEFC
Head Coach
Fourth season



Kurt ELBIN
AC/Rec. Coord.
Fourth Season



Ryan FECTEAU
Assistant Coach
Fourth season



Tyler HANSON
Volunteer AC
Third season



Corey HAINES
Director of Ops
Fourth season



Kyle SARAZIN
Director, Player Dev.
Second season



Tyson PETERSHEIM
Consultant
Second season