



VIRGINIA TECH

2021 BASEBALL



20 MLB PLAYERS • 23 ALL-AMERICANS • 10 NCAA APPEARANCES • 102 DRAFT SELECTIONS

GAME 3

THE MATCHUP

GAME 3 | FEB. 23 | ENGLISH FIELD AT ATLANTIC UNION BANK STADIUM (4,000) | BLACKSBURG, VA.

VIRGINIA TECH HOKIES (2-0, 0-0 ACC)



Head Coach:
John Szefc
Record at VT:
60-65 (4th Year)
Career Record:
452-324-3 (16th Year)

VS

RADFORD HIGHLANDERS (2-1, 0-0 BIG SOUTH)



Head Coach:
Karl Kuhn
Record at Radford:
11-9 (2nd Year)
Career Record:
11-9 (2nd Year)

2021 TEAM STATS

	No.	NCAA	ACC
Batting Average	.200	130	13
Runs	12	103	13
Hits	11	156	13
Home Runs	1	91	10
Stolen Bases	4	37	5
ERA	1.50	12	2
WHIP	1.00	29	5
Fielding Pct	1.000	1	1

* Rankings as of March 15, 2020

2021 TEAM STATS

	No.	NCAA	Big South
Batting Average	.200	130	8
Runs	16	73	4
Hits	18	125	9
Home Runs	0	0	0
Stolen Bases	3	56	3
ERA	3.33	61	4
WHIP	1.44	93	5
Fielding Pct	.967	95	3

* Rankings as of Feb. 22, 2021

2021 SCHEDULE

RECORD	2-0
ACC	0-0
NON-CONFERENCE	2-0
HOME	0-0
AWAY	0-0
NEUTRAL	0-0

Date	Opponent	TV	Time/Result
2/21	Kent State (DH)	ACCNX	W, 3-1; W, 9-2
2/23	Radford	ACCNX	2 PM
2/26	at Miami*		7 PM
2/27	at Miami*		7 PM
2/28	at Miami*		1 PM
3/5	North Carolina*	ACCNX	4 PM
3/6	North Carolina*	ACCNX	3 PM
3/7	North Carolina*	ACCNX	1 PM
3/9	VCU	ACCNX	4 PM
3/10	VCU	ACCNX	3 PM
3/12	Florida State*	ACCNX	4 PM
3/13	Florida State*	ACCNX	3 PM
3/14	Florida State*	ACCNX	1 PM
3/16	UNC Greensboro	ACCNX	4 PM
3/19	at Clemson*		6 PM
3/20	at Clemson*		3 PM
3/21	at Clemson*		1 PM
3/26	at Pitt*		3 PM
3/27	at Pitt*		3 PM
3/28	at Pitt*		1 PM
4/1	Boston College*	ACCNX	6 PM
4/2	Boston College*	ACCNX	6 PM
4/3	Boston College*	ACCNX	1 PM
4/6	at East Tennessee State		6 PM
4/9	at Wake Forest*		6 PM
4/10	at Wake Forest*		4 PM
4/11	at Wake Forest*		1 PM
4/13	at Liberty		6 PM
4/16	Georgia Tech*	ACCNX	6 PM
4/17	Georgia Tech*	ACCNX	3 PM
4/18	Georgia Tech*	ACCNX	1 PM
4/20	VMI	ACCNX	6 PM
4/23	at NC State*		6:30 PM
4/24	at NC State*		6:30 PM
4/25	at NC State*		1 PM
4/27	East Tennessee State	ACCNX	6 PM
4/30	Virginia*	ACCN	6 PM
5/1	Virginia*	ACCN	3 PM
5/2	Virginia*	ACCN	1 PM
5/4	Georgetown	ACCNX	6 PM
5/8	Toledo (DH)	ACCNX	2 PM
5/9	Toledo	ACCNX	2 PM
5/12	Liberty	ACCN	6 PM
5/14	at Duke*		TBD
5/15	at Duke*		TBD
5/16	at Duke*		TBD
5/20	Notre Dame*	ACCNX	6 PM
5/21	Notre Dame*	ACCNX	6 PM
5/22	Notre Dame*	ACCNX	1 PM
5/25-5/30	ACC Championship ¹		TBA

* - ACC Game
1 - Played at TBD

All Times Eastern & Subject to Change

SERIES HISTORY: VIRGINIA TECH - RADFORD

Overall: 48-15

In Blacksburg: 27-3

In Radford: 19-9

At Neutral Sites: 2-3

Last Meeting: Feb. 25, 2020 - W, 3-2 - Blacksburg, Va.

Last Five Meetings (4-1)

Date	Result	Location
Feb 25, 2020	W, 8-2	Blacksburg, Va.
April 24, 2019	W, 8-6	Radford, Va.
Feb. 26, 2019	W, 8-7	Blacksburg, Va.
April 17, 2018	L, 11-12	Radford, Va.
Feb. 27, 2018	W, 3-2 (12)	Blacksburg, Va.


KEY STORYLINES

AT THE PLATE

- After sweeping Kent State in Sunday's doubleheader, Virginia Tech baseball is ready to face its neighbor Radford in a midweek matchup.
- The Hokies and Highlanders will meet for the first time since 2020.
- Tech has won four of the last five matchups and is 27-3 at home.
- The Hokies are now 60-65 under Head Coach John Szefc

WHO TO WATCH

- Kevin Madden started season off with a bang, racking up two hits.
- His two hit game marked the 24th time in his career with two or more hits.
- The sophomore also recorded an RBI in Game 1
- Madden was on fire defensively posting six assists and one putout, including a 5-4-3 double play in Game 2



BROADCAST INFO

ONLINE STREAM:



Tuesday

Bailey Angle (PxP)
Andrew Wells (Color)

RADIO:

101.7 FM

Talent:

Bryant Johnson

LIVE STATS:

stats.hokiesports.com

QUICK FACTS

THE BASICS

University Name: Virginia Tech
 Location: Blacksburg, Va.
 Founded: 1872
 Enrollment: 36,000
 President: Dr. Timothy Sands
 Director of Athletics: Whit Babcock
 Nickname: Hokies
 Mascot: Hokie Bird
 Colors: Chicago Maroon and Burnt Orange
 Affiliation: NCAA Division I
 Conference: Atlantic Coast

FIELD FACTS

English Field at Atlantic Union Bank Park
 Normal Capacity: 4,000
 2021 Capacity: 250
 Record at Ballpark: 514-298-3 (.633) 33rd Season
 Dimensions: 330-375-400-375-330
 Surface: AstroTurf

TEAM INFORMATION

2020 Record: 11-5
 Home/Away/Neutral: 8-0/3-3/0-2
 Conference Record: 1-2
 Home/Away: -1/2
 Conference Finish: n/a
 Conference Tournament: n/a
 Starters Returning: Pos. Players: 6, Pitchers: 2
 Starters Lost: Pos. Players: 3, Pitchers: 1
 Lettermen Returning/Lost: 26/8
 Newcomers: 20

Total seasons: 128th
 All-Time Record: 2,206-1,593-26
 College World Series Appearances: none
 NCAA Regional Appearances: 10
 Last NCAA Appearance/Regional: 2013/Blacksburg
 NCAA Record (Overall): 2-2 (9-20)
 Conference Titles: 11
 Last Conference Title: 2002 (BIG EAST reg.)

MEDIA INFORMATION

CREDENTIALS

Outlets interested in obtaining credentials to cover Virginia Tech baseball home games must apply for credentials via email:

taylors01@vt.edu

All credentials for Virginia Tech home games this season will be issued on a single-game basis, and media seating is extremely limited.

INTERVIEW POLICY

Gamedays: Coach John Szefc and requested players will be available to the media after the game and following a 10-minute cooling off period. For home games, both player interviews and Coach Szefc will be conducted online via Zoom.

Non-Gamedays: All coach and player interview requests need to be arranged through the Virginia Tech Strategic Communications Office - contact Taylor Seay (c: 540-748-9774; e: taylors01@vt.edu). Players and coaches should not be contacted directly under any circumstances.

2021 VIRGINIA TECH NUMERICAL ROSTER

No.	Name	Pos.	Cl.	B/T	Ht.	Wt.	Hometown/Previous School
2	Sam Tackett	IF	Fr.	R/R	6-0	195	Lexington, Ky./Lafayette
3	Chris Gerard	P	So.	R/L	5-10	175	Wayne, N.J./Bergen Catholic
4	Fritz Genter	IF	Fr.	R/R	5-8	165	Kingston, N.Y./Kingston
5	Gehrig Ebel	C	Fr.	R/R	6-0	190	Ooltewah, Tenn./Baylor School
7	TJ Rumfield	IF	R-Fr.	L/R	6-5	225	Temple, Texas/Texas Tech
8	Tanner Schobel	IF	Fr.	R/R	5-10	170	Williamsburg, Va./Walsingham Academy
9	Brennan Reback	OF	Jr.	L/L	6-0	195	Vernon Hills, Ill./Central Arizona JC
10	Nolan Wilson	P	R-So.	R/R	6-3	210	Atlanta, Ga./Lakeside
11	Cade Swisher	OF	Fr.	L/R	5-11	190	Chesterfield, Va./Cosby
12	Shane Connolly	P	Jr.	L/L	6-2	175	Huntersville, N.C./The Citadel
15	Nic Psimas	P	Fr.	R/R	6-6	225	Chesapeake, Va./Nansemond-Suffolk Academy
16	Matthew Siverling	P	Fr.	L/L	6-4	190	Matthews, N.C./Charlotte Christian
17	Cade Hunter	C	Fr.	L/R	6-2	200	Mount Laurel, N.J./Lenape
18	Xander Hamilton	P	Fr.	L/R	6-4	220	Raleigh, N.C./Needham Broughton
19	Gavin Cross	P/OF	Fr.	L/L	6-3	210	Bristol, Tenn./Tennessee
20	Grant Umberger	P	Fr.	R/L	6-4	225	Chester Springs, Pa./Downingtown East
21	Kyle McKernan	P	Fr.	R/R	6-5	200	Waxhaw, N.C./Marvin Ridge
22	Ryan Okuda	P	Jr.	L/L	6-1	170	Gibsonia, Pa./Pine-Richland
23	Tanner Thomas	OF	Sr.	L/R	5-11	190	Jacksonville, Fla./Tallahassee CC
24	Nick Biddison	IF	So.	R/R	5-10	190	Glen Allen, Va./St. Christopher's
25	Samuel Rochard	P	Fr.	R/R	6-1	205	Williamsburg, Va./Warhill
26	Kevin Madden	IF	So.	R/R	6-1	215	Glenwood, Md./St. Paul's
27	Noah Johnson	P	Fr.	L/L	6-5	195	Toledo, Ohio/St. Francis De Sales
28	Brayden Merrick	IF	Fr.	R/R	6-3	210	Wirtz, Va./Franklin County
29	Carson Jones	OF	Fr.	L/L	6-2	190	Glen Allen, Va./Deep Run
30	Peyton Alford	P	Sr.	L/L	6-0	190	Knoxville, Tenn./Walters State CC
31	Jack Hurley	OF	Fr.	L/R	6-0	185	Boalsburg, Pa./State College
32	Lucas Donlon	IF	Fr.	R/R	6-0	205	McLean, Va./Georgetown Prep
33	Nick Holesa	IF	So.	L/R	6-2	205	Huntingdon, Pa./Huntingdon Area
34	Anthony Simonelli	P	Jr.	R/R	6-2	200	Winchester, Va./St. John's River SC
35	Ryan Metz	P	Jr.	R/R	6-1	190	Fishers, Ind./Fishers
37	Jonah Seagears	OF	So.	R/R	5-11	184	Gainesville, Va./Battlefield
38	Jaison Heard	P	Sr.	R/R	6-1	205	Maitland, Fla./St. John's River SC
39	Peter Sakellaris	P	Fr.	R/R	6-0	185	Milton, Mass./Milton Academy
40	Henry Weycker	P	Fr.	L/L	5-11	205	Wellesley, Mass./Wellesley
41	Dayne Leonard	C	Fr.	R/R	6-0	195	Spring Green, Wis./Des Moines Area CC
42	Ryan Gleason	P	Fr.	L/L	6-5	210	Laytonsville, Md./Georgetown Prep
43	Dusty Mercer	OF	Fr.	L/L	6-1	215	Matthews, N.C./Weddington
44	Jackson Ritchey	P	Fr.	R/R	6-5	190	Huntingdon, Pa./Huntingdon Area
46	Griffin Green	P	Fr.	R/R	6-3	205	Chelmsford, Mass./Phillips Academy
47	Jonah Hurney	P	So.	L/L	5-8	180	Kamuela, Hawaii/Southwestern Oregon CC
48	Brady Kirtner	P	Fr.	R/R	5-11	170	Christiansburg, Va./Christiansburg
49	Ethan Firoved	P	Fr.	L/L	6-1	185	Virginia Beach, Va./First Colonial
50	Christian Worley	P	Fr.	R/R	6-1	170	Alton, Va./Halifax County
51	Graham Firoved	P	So.	R/R	6-1	185	Virginia Beach, Va./Northwest Florida JC
53	Jenner Kehe	P	Fr.	R/R	6-1	165	Golden, Colo./Lakewood
55	Mike Grupé	P	Fr.	R/R	6-1	195	Purcellville, Va./Loudoun Valley

COACHING & SUPPORT STAFF

Head Coach: John Szefc (Drexel, 1989)
Record at VT (Years): 60-65 (4th)
Overall Record (Years): 452-324-3 (16th)
Assistant Coach: Ryan Fecteau (4th Season)
Assistant Coach: Kurt Elbin (4th Season)
Volunteer Assistant Coach: Tyler Hanson (3rd Season)
Director of Operations: Corey Haines (4th Season)
Director of Player Development: Kyle Sarazin (2nd Season)
Baseball Consultant: Tyson Petersheim (1st Season)
Strength & Conditioning: Brian Neal (3rd Season)
Athletic Trainer: Kyle Staggers (3rd Season)
Equipment: Daniel Mervos (4th Season)
Nutritionist: Alyson Onyon (4th Season)
Academics: Mike Swanhart (13th Season)

PRONUNCIATION GUIDE

Chris Gerard	Jur-ARD
Gehrig Ebel	Gair-ig Ee-bull
Fritz Genter	GEN-thur
Tanner Schobel	SHOW-bull
Nic Psimas	SIM-is
Grant Umberger	UHM-bur-ger
Kyle McKernan	Muh-ker-nin
Matthew Siverling	SIV-er-ling
Ryan Okuda	OH-koo-duh
Brayden Merrick	MAIR-ick
Nick Biddison	BID-uh-sin
Samuel Rochard	ROW-shard
Peyton Alford	ALL-ferd
Anthony Simonelli	SY-MON-ell-ee
Jonah Seagears	SEE-gears
Jaison Heard	JAY-sin
Peter Sakellaris	SACK-uh-lair-is
Ethan & Graham Firoved	FEAR-oh-ved
Henry Weycker	WHY-ker
Mike Grupé	grew-PAY
John Szefc	SHEFF
Ryan Fecteau	FECK-toe

BY THE NUMBERS

7 Seven Hokies made their Virginia Tech debuts in the doubleheader on Sunday. Three of those players made their collegiate debuts: Jack Hurley, Dayne Leonard and Tanner Schobel.

9 Nine of the Hokies' 12 total runs on Sunday came from three players. Gavin Cross, Tanner Schobel, and Cade Swisher each recorded three RBIs between Game 1 and 2.

24 Kevin Madden has recorded 24 multi-hit games in his career. He recorded two hits in Game 1 of the doubleheader. His last multi-hit game was March 10, 2020 versus William and Mary.

NOTEWORTHY

HOKIES STRIKE FIRST

- In both games on Sunday, Tech scored at least one run in the first inning.
- The Hokies were able to maintain their lead in both games, leading to a sweep of the Golden Flashes.
- Since 2017, Tech has scored first in 3 of 5 opening games and won four of those games.

YEAR FOUR

- Virginia Tech head coach John Szefc begins his fourth year with the Hokies and, as history says under Szefc, it should be the best season for Tech in recent memory.
- In his fourth season at his previous stops, Szefc won 27 games at Marist (1999) and 30 at Maryland (2016).
- The last time the Hokies won 30 or more games was in 2013 (won 40). So, it's looking like good things are brewing for Tech now, with the foundation build, and that hasn't happened in some time.

DEPTH WILL BE A STRONG SUIT

- Tech should be feeling pretty good about the quality of depth it has on this team coming back from a season ago, with it returning 26 letterwinners.
- The Hokies have six starters coming back that are position players and two starting pitchers, as well.
- That's something that hasn't happened in some time, with over the last few years there being quite a flip of the roster year-over-year.

HOME SWEET HOME

- Tech will play a 51-game regular season in 2021 and of those 51 contests, 33 will be played at the friendly confines of English Field at Atlantic Union Bank Stadium.
- That marks the most games at home over the last 20 seasons, with the second most being back in 2008 when the team played 31 home contests.
- Look for the Hokies to capitalize on that with their home-field advantage, owning a .542 home winning percentage in the Szefc era (32-27).

BUNCH OF ROADRUNNERS

- Tech was one of the better teams on the base paths last season, ranking 13th

nationally in steals per game (2.25), which was good for third in the ACC.

- The Hokies racked up the 10th most in the land (36) behind Fritz Genther and Brennan Reback owning eight steals apiece, and they both return for the maroon and orange.
- Outfielder Gavin Cross had seven himself, for the three to account for 23 of the 36 swipes (63.9%).

THROW 'EM A CHAIR

- Tech also was very effective at striking its opponents out at the plate regularly last season, taking pressure off the defense to make play after play for outs.
- The Hokies ranked ninth in the country in strikeouts per nine innings (11.9), which was fourth in the ACC.
- However, a big part of them ranking so high was behind the arm of Ian Seymour, who is no longer playing ball at Tech after being selected in the second round of the MLB Draft last summer to the Tampa Bay Rays, with his ridiculous 17.7 average that ranked fourth nationally.
- So, for the Hokies to be one of the top teams in that department again, look for the likes of Chris Gerard (29 Ks in '20), Anthony Simonelli (26 Ks in '20) and others to carry the load in the 2021 season.

SMALL BALL WINS

- Tech, which won 11 of its first 16 games last year before the season being put on the shelf due to COVID-19 implications, was getting it done with small ball as one of its staples to its success.
- Having three players in the top eight of the ACC for sacrifice bunts, the Hokies' Brennan Reback and Tanner Thomas each had three last season and Fritz Genther had two.
- The Hokies had 10 sacrifice bunts on the year to rank second in the ACC and sixth among Power Five teams.

BIDDISON, WHAT'S NOT TO LOVE?

- The player who really took a step forward last year for the Hokies was Nick Biddison, improving his batting average from .281 his freshman year in 2019 to .344 last season.
- He also improved his slugging percentage from .500 to .557, respectively.
- The infielder, who has dabbled as a catcher and outfielder as well since his arrival to Blacksburg, is riding a 14-game hitting streak into this weekend, as well as a 23-

RECORD BREAKDOWN

	Overall	ACC
Overall	2-0	--
Home	2-0	--
Away	--	--
Neutral	--	--
Non-Conference	2-0	--
vs. Ranked Opponent	--	--
Day Games	2-0	--
Night Games	--	--
vs. Left-Handed Starter	1-0	--
vs. Right-Handed Starter	1-0	--
1-Run Games	--	--
2-Run Games	1-0	--
5+ Run Games	1-0	--
Extra Innings	--	--
Shutouts	--	--
Scoring 0-2 Runs	--	--
Scoring 3-5 Runs	1-0	--
Scoring 6-9 Runs	1-0	--
Scoring 10+ Runs	--	--
Opp. 0-2 Runs	2-0	--
Opp. 3-5 Runs	--	--
Opp. 6-9 Runs	--	--
Opp. 10+ Runs	--	--
Score in 1st Inning	1-0	--
Opp. Score in 1st Inning	--	--
Score First	2-0	--
Opp. Score First	--	--
After 6 Innings:		
Leading	2-0	--
Trailing	--	--
Tied	--	--
After 7 Innings:		
Leading	2-0	--
Trailing	--	--
Tied	--	--
After 8 Innings:		
Leading	2-0	--
Trailing	--	--
Tied	--	--
Hit 0 Home Runs	1-0	--
Hit 1 Home Run	1-0	--
Hit 2+ Home Runs	--	--
Opp. 0 Home Runs	--	--
Opp. 1 Home Run	--	--
Opp. 2+ Home Runs	--	--
Made 0 Errors	--	--
Made 1 Error	--	--
Made 2+ Errors	--	--
Opp. 0 Errors	--	--
Opp. 1 Error	--	--
Opp. 2+ Errors	--	--
Out-Hit Opp.	1-0	--
Out-Hit by Opp.	1-0	--
Hits are tied	--	--
BY MONTH		
February	2-0	--
March	--	--
April	--	--
May	--	--
BY UNIFORM		
All Whites	1-0	--
Maroon Top	1-0	--
Orange Top	--	--
Black Top	--	--
Gray Top	--	--


game on-base streak that dates way back to April 30, 2019 against Old Dominion.

- He got on base the last seven games of the season in 2019 and made it to first base in all of last year's 16 games for a total of 23.
- Lastly, he also has started every game he's played in for Tech, owning a 62-game start streak. He had 52 starts his freshman year and 16 last season.

CROSS READY FOR NEXT STEP

- As mentioned on the first page, outfielder Gavin Cross had himself quite a freshman season in Blacksburg last year.
- Now, looking to make strides off that, expect the Tennessee native to take a step forward and be one of the key contributors for Tech and to be thought of as a leader as well.
- Cross, who was a Freshman All-American, stacked up pretty well to other ACC freshmen at the dish, owning the third best batting average among the league's freshies.

Name	H	SLG	BA
Chris Newell (Virginia)	24	.729	.407
Dylan Simmons (FSU)	14	.486	.378
Gavin Cross (VT)	24	.385	.369



STANDINGS

ATLANTIC DIVISION

TEAM	OVERALL	ACC	PCT
Boston College	3-0	0-0	1.000
Clemson	3-0	0-0	1.000
Louisville	3-0	0-0	1.000
NC State	2-0	0-0	1.000
Florida State	2-1	0-0	0.667
Wake Forest	2-1	0-0	0.667
Notre Dame	0-0	0-0	0.000

COASTAL DIVISION

TEAM	OVERALL	ACC	PCT
North Carolina	3-0	0-0	1.000
Virginia Tech	2-0	0-0	1.000
Georgia Tech	2-1	0-0	0.667
Miami	2-1	0-0	0.667
Pitt	2-1	0-0	0.667
Virginia	2-1	0-0	0.667
Duke	1-1	0-0	0.500

PREDICTED ORDER OF FINISH

ATLANTIC DIVISION

TEAM (FIRST-PLACE VOTES)	POINTS
1. Louisville (11)	95
2. NC State (1)	74
3. Florida State (1)	73
4. Clemson (1)	48
5. Wake Forest	45
6. Boston College	39
7. Notre Dame	18

COASTAL DIVISION

TEAM (FIRST-PLACE VOTES)	POINTS
1. Miami (7)	89
2. Virginia (5)	85
3. Georgia Tech (2)	71
4. Duke	59
5. North Carolina	40
6. Virginia Tech	31
7. Pitt	17

HOME RUN TRACKER										
No.	Player	G#	Date	Opponent	Pitcher	On base	Inn	Outs	Count	Score
1	Gavin Cross	2	Feb. 21	Kent State	C. Romel	1	2	1	0-1	3-0



THE SZEFC FILE

Record at Tech

Seasons: Fourth Season
Record: 60-65 (.480)
ACC Record: 18-45 (.286)
vs. Nonconference: 42-20 (.677)
vs. Ranked Teams: 6-27 (.182)
Record at Home: 34-27 (.557)
Record on Road: 19-32 (.373)
Record at Neutral: 7-6 (.538)

Career Record

Seasons: 16th Season
Record: 450-324-3 (.581)
ACC Record: 44-78 (.361)
vs. Ranked Teams: 32-60 (.348)

Personal

Hometown: Middletown, New York
Wife: Barbara
Children: Anna, John Michael, Sam

Education

College: Drexel (corporate communications, 1989)
 Temple (MA sports administration)

Playing Experience

Connecticut (1986-87)
 Drexel (1988-89)

Fast Facts

- Has led his teams to seven NCAA postseason berths – Maryland (3), Marist (4).
- Advanced to back-to-back NCAA Super Regionals in 2014 and 2015 at Maryland.
- Only coach in Maryland program history to post five consecutive 30-win seasons.
- Only coach at Maryland to post back-to-back 40- win seasons and advance to a Super Regional.
- Maryland made three NCAA appearances in the first 120 years in program history. Szefc led the Terps to three berths in five seasons.
- His .596 winning percentage at Maryland is the best ever in school history.
- Owns 10 overall 30-win seasons, which includes three 40-win seasons – Maryland (2), Marist (1).
- Has won two conference regular-season titles and four tournament titles at Marist – Metro Atlantic Athletic Conference (3), Northeast Conference (1).
- Has coached 107 players that have been drafted or signed pro contracts since 1997, including 34 over the last seven drafts (as a head coach).
- Was NEC Coach of the Year in 1997 and ABCA Northeast Coach of the Year in 2001.
- Has developed 23 All-Americans, including 10 at Maryland.

Virginia Tech Director of Athletics Whit Babcock announced the hiring of Tech's 25th head baseball coach on June 9, 2017 and formally introduced John Szefc as the head coach of the baseball program at a press conference a few days later on June 15. The 2020 season will mark his third as the Hokies' head coach.

Szefc (pronounced SHEFF), who won his 400th career game on March 10, 2018 guiding the Hokies to a 3-1 victory over Pitt, accepted the position at Tech after leading Maryland to three NCAA appearances and a 180-122 (.596) overall record as the Terrapins' head coach. Before arriving in Blacksburg, Szefc owned a 392-259-3 (.602) career record in 12 seasons as an NCAA head coach, producing 10 campaigns with 30 or more wins.

In addition to ending a 43-year NCAA tournament drought and becoming the fastest coach to 100 career wins at Maryland, Szefc spent seven seasons (1996-2002) at the helm of the Marist College baseball program, where he led the team to four conference championships, four NCAA Regional appearances and a 212-137-3 (.607) overall mark. Szefc earned Northeastern Conference Coach of the Year honors in 1997 and was the American Baseball Coaches Associate Northeast Region Coach of the Year in 2001.

The first coach in Maryland history to ever take the Terrapins to an NCAA Super Regional, Szefc accomplished the feat twice in 2014 and 2015 as he guided the program to the first two 40-win seasons in school history and claimed Maryland's first two NCAA Regional crowns. Maryland achieved a final No. 14 ranking both seasons, the highest finishes in school history.

He guided the Terrapins to the ACC Tournament final for the first time in 38 years in 2014 and then took Maryland to the Big Ten tournament final in the school's initial season in that conference, winning a program-best 42 games in 2015.

Szefc has coached 107 players that have been drafted or signed professional contracts since 1997, including four in 2018 and five in 2019. Over the last seven drafts, 34 of his players have been selected, including the 45th pick of the 2014 draft Jake Stinnett, the highest pick of a Maryland player in almost a decade. Almost a dozen have gone on to play in the Major Leagues, including most recently, Mike Shawaryn (Red Sox) and Lamonte Wade (Twins) in 2019. He has also helped develop 23 All-Americans, including 10 of the 20 players in Maryland history to earn that distinction.

The Middletown, N.Y. native arrived at Maryland after a two-year stint as associate head coach and recruiting coordinator at Kansas State (2011-12) and a two-season stay as assistant head coach and recruiting coordinator at Kansas (2009-10). He also enjoyed a six-season tenure as an assistant coach and recruiting coordinator at Louisiana (2003-08). Szefc began his coaching career as an assistant at Sacred Heart (1995) and at Drexel (1990-93).

Szefc managed the New York Generals in the Atlantic College Baseball League during the summers of 1995 and 1996. He led the club to a 47-28 record, earned two consecutive division titles and took the Generals to the ACBL title game in 1996.

Collegiately, he played two years at Connecticut before transferring in 1987 to Drexel. During his senior campaign for the Dragons, he was tabbed an All-East Coast Conference outfielder.

He graduated from Drexel University with a degree in corporate communications in 1989. He also holds a master's degree in sports administration from Temple University.

Szefc and his wife, Barbara, have a daughter, Anna, and two sons, John Michael and Sam.

SZEFC'S YEAR-BY-YEAR HEAD COACHING RECORD

YEAR	SCHOOL	OVERALL	CONFERENCE	CONFERENCE	POSTSEASON
		RECORD	RECORD	FINISH	
1996	Marist	16-24	8-13	7th Northeast	
1997	Marist	32-19	14-7	T-1st Northeast	NCAA Regional
1998	Marist	30-17	18-8	2nd MAAC North	
1999	Marist	27-23	14-12	3rd MAAC North	
2000	Marist	33-19-2	16-11	4th MAAC	NCAA Regional
2001	Marist	33-21-1	17-10	3rd MAAC	NCAA Regional
2002	Marist	41-14	22-5	1st MAAC	NCAA Regional
2013	Maryland	30-25	11-19	4th ACC Atlantic	
2014	Maryland	40-23	15-14	2nd ACC Atlantic	NCAA Super Regional
2015	Maryland	42-24	14-10	T-3rd Big Ten	NCAA Super Regional
2016	Maryland	30-27	13-11	T-6th Big Ten	
2017	Maryland	38-23	15-9	5th Big Ten	NCAA Regional
2018	Virginia Tech	21-33	8-22	7th ACC Coastal	
2019	Virginia Tech	26-27	9-21	6th ACC Coastal	
2020	Virginia Tech	11-5	1-2		
2021	Virginia Tech	2-0	---		
At Marist (7 seasons)		212-137-3	(.607)	4 MAAC Tourney Titles; 4 NCAA Regionals	
At Maryland (5 seasons)		180-122	(.596)	3 NCAA Regionals; 2 Super Regionals	
At Tech (4 seasons)		60-65	(.480)		
Overall (16 seasons)		452-324-3	(.582)	7 NCAA Regionals, 2 Super Regionals	

TEAM GAME-BY-GAME

2021 VT Baseball
 Team Game-by-Game for Virginia Tech (as of Feb 21, 2021)
 Batting (All games)

Date	Opponent	ab	r	h	rbi	2b	3b	hr	tb	bb	ibb	sb	cs	hbp	sac	sf	gdp	k	po	a	e	lob	avg
Feb 21	KENT STATE	27	3	3	3	1	0	0	4	6	0	2	0	1	0	0	0	10	27	11	0	7	.111
Feb 21	KENT STATE	28	9	8	9	2	0	1	13	7	0	2	1	1	0	2	0	8	27	5	0	5	.200
Totals		55	12	11	12	3	0	1	17	13	0	4	1	2	0	2	0	18	54	16	0	12	.200

2021 VT Baseball
 Team Game-by-Game for Virginia Tech (as of Feb 21, 2021)
 Pitching (All games)

Date	Opponent	ip	h	r	er	bb	so	2b	3b	hr	wp	bk	hbp	dp	ibb	score	w-l	sv	era
Feb 21	KENT STATE	9.0	6	1	1	3	10	4	0	0	1	0	0	0	0	3-1	1-0	1	1.00
Feb 21	KENT STATE	9.0	7	2	2	2	8	0	0	0	0	0	3	1	0	9-2	2-0	2	1.50
Totals		18.0	13	3	3	5	18	4	0	0	1	0	3	1	0	12-3	2-0	2	1.50

OPPONENT GAME-BY-GAME

2021 VT Baseball
Opponent Game-by-Game for Virginia Tech (as of Feb 21, 2021)
Batting (All games)

Date	Opponent	ab	r	h	rbi	2b	3b	hr	tb	bb	ibb	sb	cs	hbp	sac	sf	gdp	k	po	a	e	lob	avg
Feb 21	KENT STATE	33	1	6	1	4	0	0	10	3	0	0	0	0	0	0	0	10	24	4	0	8	.182
Feb 21	KENT STATE	32	2	7	2	0	0	0	7	2	0	0	1	3	0	0	1	8	24	6	0	8	.200
Totals		65	3	13	3	4	0	0	17	5	0	0	1	3	0	0	1	18	48	10	0	16	.200

2021 VT Baseball
Opponent Game-by-Game for Virginia Tech (as of Feb 21, 2021)
Pitching (All games)

Date	Opponent	ip	h	r	er	bb	so	2b	3b	hr	wp	bk	hbp	dp	ibb	score	w-l	sv	era
Feb 21	Kent State	8.0	3	3	3	6	10	1	0	0	0	0	1	0	0	1-3	0-1	0	3.38
Feb 21	Kent State	8.0	8	9	9	7	8	2	0	1	1	0	1	1	0	2-9	0-2	0	6.75
Totals		16.0	11	12	12	13	18	3	0	1	1	0	2	1	0	3-12	0-2	0	6.75

SITUATIONAL GAME-BY-GAME

2021 VT Baseball
Team Game-by-Game for Virginia Tech (as of Feb 21, 2021)
Batting (All games)

Date	Opponent	Total h/ab	vs Left	vs Right	With Runners	Bases Empty	Bases Loaded	With 2-outs	With RBI-op	Reach as Leadoff	3rd and LT 2out	LOB
Feb 21	KENT STATE	3-27	2-11	1-16	1-13	2-14	0-2	0-8	0-9	3-8	2-3	7
Feb 21	KENT STATE	8-28	6-15	2-13	5-14	3-14	1-1	2-9	3-8	4-8	2-3	5
Totals		11-55	8-26	3-29	6-27	5-28	1-3	2-17	3-17	7-16	4-6	12
		.200	.308	.103	.222	.179	.333	.118	.176	.438	.667	

2021 VT Baseball
Team Game-by-Game for Virginia Tech (as of Feb 21, 2021)
Pitching (All games)

Date	Opponent	Score Score	Total h/ab	vs Left	vs Right	With Runners	Bases Empty	With 2-outs	Reach as Leadoff	Gnd Out	Fly Out	ERA
Feb 21	KENT STATE	3-1	6-33	2-11	4-22	1-10	5-23	3-12	0-9	11	6	1.00
Feb 21	KENT STATE	9-2	7-32	3-6	4-26	3-14	4-18	2-10	3-9	6	11	1.50
Totals		12-3	13-65	5-17	8-48	4-24	9-41	5-22	3-18	17	17	1.50
			.200	.294	.167	.167	.220	.227	.167			

LEADERS



2021 VT Baseball
 Batting Leaders for Virginia Tech (as of Feb 21, 2021)
 (All games)

Hitting minimums - 5 Games 5% of Games 20 AB 10 TPA
 Pitching minimums - 1 Games

<p>Batting avg</p>	<p>Slugging pct</p>	<p>On base pct</p>
<p>Runs scored</p> <p>1. 19 Gavin Cross 2 31 Jack Hurley 2 3. 8 tied at..... 1</p>	<p>Hits</p> <p>1. 19 Gavin Cross 2 26 Kevin Madden 2 8 Tanner Schobel 2 31 Jack Hurley 2 5. 3 tied at..... 1</p>	<p>Runs batted in</p> <p>1. 19 Gavin Cross 3 8 Tanner Schobel 3 11 Cade Swisher 3 4. 3 tied at..... 1</p>
<p>Doubles</p> <p>1. 23 Tanner Thomas 1 8 Tanner Schobel 1 7 TJ Rumfield 1</p>	<p>Triples</p>	<p>Home runs</p> <p>1. 19 Gavin Cross 1</p>
<p>Total bases</p> <p>1. 19 Gavin Cross 5 2. 8 Tanner Schobel 3 3. 4 tied at..... 2</p>	<p>Walks</p> <p>1. 37 Jonah Seagears 4 11 Cade Swisher 4 3. 4 Fritz Genther 2 4. 3 tied at..... 1</p>	<p>Hit by pitch</p> <p>1. 7 TJ Rumfield 1 26 Kevin Madden 1</p>
<p>Sac bunts</p>	<p>Sac flies</p> <p>1. 19 Gavin Cross 1 11 Cade Swisher 1</p>	<p>Stolen bases</p> <p>1. 4 Fritz Genther 2 2. 26 Kevin Madden 1 9 Brennan Reback 1</p>
<p>Caught stealing</p> <p>1. 37 Jonah Seagears 1</p>	<p>Steal attempts</p> <p>1. 4 Fritz Genther 2 2. 26 Kevin Madden 1 9 Brennan Reback 1 37 Jonah Seagears 1</p>	<p>Stolen base pct</p>
<p>Strikeouts</p> <p>1. 8 Tanner Schobel 3 2. 6 tied at..... 2</p>	<p>Grounded into DP</p>	<p>Total plate appearances</p> <p>1. 19 Gavin Cross 9 2. 11 Cade Swisher 8 7 TJ Rumfield 8 26 Kevin Madden 8 8 Tanner Schobel 8</p>
<p>At bats</p> <p>1. 19 Gavin Cross 8 2. 7 TJ Rumfield 7 26 Kevin Madden 7 8 Tanner Schobel 7 5. 4 Fritz Genther 5</p>	<p>Games played</p> <p>1. 8 tied at..... 2</p>	<p>Game starts</p> <p>1. 7 tied at..... 2</p>
<p>Games as sub</p> <p>1. 29 Carson Jones 1 23 Tanner Thomas 1 9 Brennan Reback 1</p>		

LEADERS

<table border="0" style="width: 100%;"> <tr><td colspan="3">Earned run avg</td></tr> <tr><td>1. 12 Shane Connolly</td><td style="text-align: right;">0.00</td><td></td></tr> <tr><td>16 Matthew Siverling</td><td style="text-align: right;">0.00</td><td></td></tr> <tr><td>38 Jaison Heard</td><td style="text-align: right;">0.00</td><td></td></tr> <tr><td>40 Henry Weycker</td><td style="text-align: right;">0.00</td><td></td></tr> <tr><td>51 Graham Firoved</td><td style="text-align: right;">0.00</td><td></td></tr> </table>	Earned run avg			1. 12 Shane Connolly	0.00		16 Matthew Siverling	0.00		38 Jaison Heard	0.00		40 Henry Weycker	0.00		51 Graham Firoved	0.00		<table border="0" style="width: 100%;"> <tr><td colspan="3">Opposing bat avg</td></tr> <tr><td>1. 38 Jaison Heard</td><td style="text-align: right;">.000</td><td></td></tr> <tr><td>2. 12 Shane Connolly</td><td style="text-align: right;">.125</td><td></td></tr> <tr><td>3. 16 Matthew Siverling</td><td style="text-align: right;">.143</td><td></td></tr> <tr><td>4. 34 Anthony Simonelli</td><td style="text-align: right;">.167</td><td></td></tr> <tr><td>5. 3 Chris Gerard</td><td style="text-align: right;">.182</td><td></td></tr> </table>	Opposing bat avg			1. 38 Jaison Heard	.000		2. 12 Shane Connolly	.125		3. 16 Matthew Siverling	.143		4. 34 Anthony Simonelli	.167		5. 3 Chris Gerard	.182		<table border="0" style="width: 100%;"> <tr><td colspan="3">Won-loss pct</td></tr> <tr><td>1. 34 Anthony Simonelli</td><td style="text-align: right;">1.000</td><td></td></tr> <tr><td>3 Chris Gerard</td><td style="text-align: right;">1.000</td><td></td></tr> <tr><td>3. 38 Jaison Heard</td><td style="text-align: right;">.000</td><td></td></tr> <tr><td>12 Shane Connolly</td><td style="text-align: right;">.000</td><td></td></tr> <tr><td>16 Matthew Siverling</td><td style="text-align: right;">.000</td><td></td></tr> </table>	Won-loss pct			1. 34 Anthony Simonelli	1.000		3 Chris Gerard	1.000		3. 38 Jaison Heard	.000		12 Shane Connolly	.000		16 Matthew Siverling	.000	
Earned run avg																																																								
1. 12 Shane Connolly	0.00																																																							
16 Matthew Siverling	0.00																																																							
38 Jaison Heard	0.00																																																							
40 Henry Weycker	0.00																																																							
51 Graham Firoved	0.00																																																							
Opposing bat avg																																																								
1. 38 Jaison Heard	.000																																																							
2. 12 Shane Connolly	.125																																																							
3. 16 Matthew Siverling	.143																																																							
4. 34 Anthony Simonelli	.167																																																							
5. 3 Chris Gerard	.182																																																							
Won-loss pct																																																								
1. 34 Anthony Simonelli	1.000																																																							
3 Chris Gerard	1.000																																																							
3. 38 Jaison Heard	.000																																																							
12 Shane Connolly	.000																																																							
16 Matthew Siverling	.000																																																							
<table border="0" style="width: 100%;"> <tr><td colspan="3">Wins</td></tr> <tr><td>1. 34 Anthony Simonelli</td><td style="text-align: right;">1</td><td></td></tr> <tr><td>3 Chris Gerard</td><td style="text-align: right;">1</td><td></td></tr> </table>	Wins			1. 34 Anthony Simonelli	1		3 Chris Gerard	1		<table border="0" style="width: 100%;"> <tr><td colspan="3">Losses</td></tr> </table>	Losses			<table border="0" style="width: 100%;"> <tr><td colspan="3">Saves</td></tr> <tr><td>1. 12 Shane Connolly</td><td style="text-align: right;">1</td><td></td></tr> <tr><td>38 Jaison Heard</td><td style="text-align: right;">1</td><td></td></tr> </table>	Saves			1. 12 Shane Connolly	1		38 Jaison Heard	1																																		
Wins																																																								
1. 34 Anthony Simonelli	1																																																							
3 Chris Gerard	1																																																							
Losses																																																								
Saves																																																								
1. 12 Shane Connolly	1																																																							
38 Jaison Heard	1																																																							
<table border="0" style="width: 100%;"> <tr><td colspan="3">Innings pitched</td></tr> <tr><td>1. 3 Chris Gerard</td><td style="text-align: right;">6.0</td><td></td></tr> <tr><td>2. 34 Anthony Simonelli</td><td style="text-align: right;">5.1</td><td></td></tr> <tr><td>3. 12 Shane Connolly</td><td style="text-align: right;">2.2</td><td></td></tr> <tr><td>4. 16 Matthew Siverling</td><td style="text-align: right;">2.0</td><td></td></tr> <tr><td>5. 30 Peyton Alford</td><td style="text-align: right;">1.0</td><td></td></tr> </table>	Innings pitched			1. 3 Chris Gerard	6.0		2. 34 Anthony Simonelli	5.1		3. 12 Shane Connolly	2.2		4. 16 Matthew Siverling	2.0		5. 30 Peyton Alford	1.0		<table border="0" style="width: 100%;"> <tr><td colspan="3">Batters struck out</td></tr> <tr><td>1. 3 Chris Gerard</td><td style="text-align: right;">7</td><td></td></tr> <tr><td>2. 34 Anthony Simonelli</td><td style="text-align: right;">4</td><td></td></tr> <tr><td>3. 16 Matthew Siverling</td><td style="text-align: right;">3</td><td></td></tr> <tr><td>12 Shane Connolly</td><td style="text-align: right;">3</td><td></td></tr> <tr><td>5. 30 Peyton Alford</td><td style="text-align: right;">1</td><td></td></tr> </table>	Batters struck out			1. 3 Chris Gerard	7		2. 34 Anthony Simonelli	4		3. 16 Matthew Siverling	3		12 Shane Connolly	3		5. 30 Peyton Alford	1		<table border="0" style="width: 100%;"> <tr><td colspan="3">Appearances</td></tr> <tr><td>1. 9 tied at.....</td><td style="text-align: right;">1</td><td></td></tr> </table>	Appearances			1. 9 tied at.....	1													
Innings pitched																																																								
1. 3 Chris Gerard	6.0																																																							
2. 34 Anthony Simonelli	5.1																																																							
3. 12 Shane Connolly	2.2																																																							
4. 16 Matthew Siverling	2.0																																																							
5. 30 Peyton Alford	1.0																																																							
Batters struck out																																																								
1. 3 Chris Gerard	7																																																							
2. 34 Anthony Simonelli	4																																																							
3. 16 Matthew Siverling	3																																																							
12 Shane Connolly	3																																																							
5. 30 Peyton Alford	1																																																							
Appearances																																																								
1. 9 tied at.....	1																																																							
<table border="0" style="width: 100%;"> <tr><td colspan="3">Games started</td></tr> <tr><td>1. 34 Anthony Simonelli</td><td style="text-align: right;">1</td><td></td></tr> <tr><td>3 Chris Gerard</td><td style="text-align: right;">1</td><td></td></tr> </table>	Games started			1. 34 Anthony Simonelli	1		3 Chris Gerard	1		<table border="0" style="width: 100%;"> <tr><td colspan="3">Games finished</td></tr> <tr><td>1. 12 Shane Connolly</td><td style="text-align: right;">1</td><td></td></tr> <tr><td>38 Jaison Heard</td><td style="text-align: right;">1</td><td></td></tr> </table>	Games finished			1. 12 Shane Connolly	1		38 Jaison Heard	1		<table border="0" style="width: 100%;"> <tr><td colspan="3">Games in relief</td></tr> <tr><td>1. 7 tied at.....</td><td style="text-align: right;">1</td><td></td></tr> </table>	Games in relief			1. 7 tied at.....	1																															
Games started																																																								
1. 34 Anthony Simonelli	1																																																							
3 Chris Gerard	1																																																							
Games finished																																																								
1. 12 Shane Connolly	1																																																							
38 Jaison Heard	1																																																							
Games in relief																																																								
1. 7 tied at.....	1																																																							
<table border="0" style="width: 100%;"> <tr><td colspan="3">Wild pitches</td></tr> <tr><td>1. 3 Chris Gerard</td><td style="text-align: right;">1</td><td></td></tr> </table>	Wild pitches			1. 3 Chris Gerard	1		<table border="0" style="width: 100%;"> <tr><td colspan="3">Balks</td></tr> </table>	Balks			<table border="0" style="width: 100%;"> <tr><td colspan="3">Hit batters</td></tr> <tr><td>1. 34 Anthony Simonelli</td><td style="text-align: right;">2</td><td></td></tr> <tr><td>2. 30 Peyton Alford</td><td style="text-align: right;">1</td><td></td></tr> </table>	Hit batters			1. 34 Anthony Simonelli	2		2. 30 Peyton Alford	1																																					
Wild pitches																																																								
1. 3 Chris Gerard	1																																																							
Balks																																																								
Hit batters																																																								
1. 34 Anthony Simonelli	2																																																							
2. 30 Peyton Alford	1																																																							
<table border="0" style="width: 100%;"> <tr><td colspan="3">Intentional BB allowed</td></tr> </table>	Intentional BB allowed			<table border="0" style="width: 100%;"> <tr><td colspan="3">Runners picked off</td></tr> </table>	Runners picked off			<table border="0" style="width: 100%;"> <tr><td colspan="3">Batters SO out looking</td></tr> <tr><td>1. 34 Anthony Simonelli</td><td style="text-align: right;">2</td><td></td></tr> <tr><td>2. 12 Shane Connolly</td><td style="text-align: right;">1</td><td></td></tr> <tr><td>3 Chris Gerard</td><td style="text-align: right;">1</td><td></td></tr> </table>	Batters SO out looking			1. 34 Anthony Simonelli	2		2. 12 Shane Connolly	1		3 Chris Gerard	1																																					
Intentional BB allowed																																																								
Runners picked off																																																								
Batters SO out looking																																																								
1. 34 Anthony Simonelli	2																																																							
2. 12 Shane Connolly	1																																																							
3 Chris Gerard	1																																																							
<table border="0" style="width: 100%;"> <tr><td colspan="3">Sac bunts allowed</td></tr> </table>	Sac bunts allowed			<table border="0" style="width: 100%;"> <tr><td colspan="3">Sac flies allowed</td></tr> </table>	Sac flies allowed			<table border="0" style="width: 100%;"> <tr><td colspan="3">Hits allowed</td></tr> <tr><td>1. 38 Jaison Heard</td><td style="text-align: right;">0</td><td></td></tr> <tr><td>25 Samuel Rochard</td><td style="text-align: right;">0</td><td></td></tr> <tr><td>3. 40 Henry Weycker</td><td style="text-align: right;">1</td><td></td></tr> <tr><td>51 Graham Firoved</td><td style="text-align: right;">1</td><td></td></tr> <tr><td>16 Matthew Siverling</td><td style="text-align: right;">1</td><td></td></tr> </table>	Hits allowed			1. 38 Jaison Heard	0		25 Samuel Rochard	0		3. 40 Henry Weycker	1		51 Graham Firoved	1		16 Matthew Siverling	1																															
Sac bunts allowed																																																								
Sac flies allowed																																																								
Hits allowed																																																								
1. 38 Jaison Heard	0																																																							
25 Samuel Rochard	0																																																							
3. 40 Henry Weycker	1																																																							
51 Graham Firoved	1																																																							
16 Matthew Siverling	1																																																							
<table border="0" style="width: 100%;"> <tr><td colspan="3">Runs allowed</td></tr> <tr><td>1. 38 Jaison Heard</td><td style="text-align: right;">0</td><td></td></tr> <tr><td>25 Samuel Rochard</td><td style="text-align: right;">0</td><td></td></tr> <tr><td>40 Henry Weycker</td><td style="text-align: right;">0</td><td></td></tr> <tr><td>51 Graham Firoved</td><td style="text-align: right;">0</td><td></td></tr> <tr><td>16 Matthew Siverling</td><td style="text-align: right;">0</td><td></td></tr> </table>	Runs allowed			1. 38 Jaison Heard	0		25 Samuel Rochard	0		40 Henry Weycker	0		51 Graham Firoved	0		16 Matthew Siverling	0		<table border="0" style="width: 100%;"> <tr><td colspan="3">Earned runs allowed</td></tr> <tr><td>1. 38 Jaison Heard</td><td style="text-align: right;">0</td><td></td></tr> <tr><td>25 Samuel Rochard</td><td style="text-align: right;">0</td><td></td></tr> <tr><td>40 Henry Weycker</td><td style="text-align: right;">0</td><td></td></tr> <tr><td>51 Graham Firoved</td><td style="text-align: right;">0</td><td></td></tr> <tr><td>16 Matthew Siverling</td><td style="text-align: right;">0</td><td></td></tr> </table>	Earned runs allowed			1. 38 Jaison Heard	0		25 Samuel Rochard	0		40 Henry Weycker	0		51 Graham Firoved	0		16 Matthew Siverling	0		<table border="0" style="width: 100%;"> <tr><td colspan="3">Walks allowed</td></tr> <tr><td>1. 34 Anthony Simonelli</td><td style="text-align: right;">0</td><td></td></tr> <tr><td>12 Shane Connolly</td><td style="text-align: right;">0</td><td></td></tr> <tr><td>40 Henry Weycker</td><td style="text-align: right;">0</td><td></td></tr> <tr><td>51 Graham Firoved</td><td style="text-align: right;">0</td><td></td></tr> <tr><td>16 Matthew Siverling</td><td style="text-align: right;">0</td><td></td></tr> </table>	Walks allowed			1. 34 Anthony Simonelli	0		12 Shane Connolly	0		40 Henry Weycker	0		51 Graham Firoved	0		16 Matthew Siverling	0	
Runs allowed																																																								
1. 38 Jaison Heard	0																																																							
25 Samuel Rochard	0																																																							
40 Henry Weycker	0																																																							
51 Graham Firoved	0																																																							
16 Matthew Siverling	0																																																							
Earned runs allowed																																																								
1. 38 Jaison Heard	0																																																							
25 Samuel Rochard	0																																																							
40 Henry Weycker	0																																																							
51 Graham Firoved	0																																																							
16 Matthew Siverling	0																																																							
Walks allowed																																																								
1. 34 Anthony Simonelli	0																																																							
12 Shane Connolly	0																																																							
40 Henry Weycker	0																																																							
51 Graham Firoved	0																																																							
16 Matthew Siverling	0																																																							
<table border="0" style="width: 100%;"> <tr><td colspan="3">Doubles allowed</td></tr> <tr><td>1. 34 Anthony Simonelli</td><td style="text-align: right;">0</td><td></td></tr> <tr><td>12 Shane Connolly</td><td style="text-align: right;">0</td><td></td></tr> <tr><td>40 Henry Weycker</td><td style="text-align: right;">0</td><td></td></tr> <tr><td>51 Graham Firoved</td><td style="text-align: right;">0</td><td></td></tr> <tr><td>38 Jaison Heard</td><td style="text-align: right;">0</td><td></td></tr> </table>	Doubles allowed			1. 34 Anthony Simonelli	0		12 Shane Connolly	0		40 Henry Weycker	0		51 Graham Firoved	0		38 Jaison Heard	0		<table border="0" style="width: 100%;"> <tr><td colspan="3">Triples allowed</td></tr> <tr><td>1. 34 Anthony Simonelli</td><td style="text-align: right;">0</td><td></td></tr> <tr><td>12 Shane Connolly</td><td style="text-align: right;">0</td><td></td></tr> <tr><td>40 Henry Weycker</td><td style="text-align: right;">0</td><td></td></tr> <tr><td>51 Graham Firoved</td><td style="text-align: right;">0</td><td></td></tr> <tr><td>38 Jaison Heard</td><td style="text-align: right;">0</td><td></td></tr> </table>	Triples allowed			1. 34 Anthony Simonelli	0		12 Shane Connolly	0		40 Henry Weycker	0		51 Graham Firoved	0		38 Jaison Heard	0		<table border="0" style="width: 100%;"> <tr><td colspan="3">Home runs allowed</td></tr> <tr><td>1. 34 Anthony Simonelli</td><td style="text-align: right;">0</td><td></td></tr> <tr><td>12 Shane Connolly</td><td style="text-align: right;">0</td><td></td></tr> <tr><td>40 Henry Weycker</td><td style="text-align: right;">0</td><td></td></tr> <tr><td>51 Graham Firoved</td><td style="text-align: right;">0</td><td></td></tr> <tr><td>38 Jaison Heard</td><td style="text-align: right;">0</td><td></td></tr> </table>	Home runs allowed			1. 34 Anthony Simonelli	0		12 Shane Connolly	0		40 Henry Weycker	0		51 Graham Firoved	0		38 Jaison Heard	0	
Doubles allowed																																																								
1. 34 Anthony Simonelli	0																																																							
12 Shane Connolly	0																																																							
40 Henry Weycker	0																																																							
51 Graham Firoved	0																																																							
38 Jaison Heard	0																																																							
Triples allowed																																																								
1. 34 Anthony Simonelli	0																																																							
12 Shane Connolly	0																																																							
40 Henry Weycker	0																																																							
51 Graham Firoved	0																																																							
38 Jaison Heard	0																																																							
Home runs allowed																																																								
1. 34 Anthony Simonelli	0																																																							
12 Shane Connolly	0																																																							
40 Henry Weycker	0																																																							
51 Graham Firoved	0																																																							
38 Jaison Heard	0																																																							
<table border="0" style="width: 100%;"> <tr><td colspan="3">Fielding pct</td></tr> </table>	Fielding pct			<table border="0" style="width: 100%;"> <tr><td colspan="3">Chances</td></tr> <tr><td>1. 7 TJ Rumfield</td><td style="text-align: right;">18</td><td></td></tr> <tr><td>2. 19 Gavin Cross</td><td style="text-align: right;">10</td><td></td></tr> <tr><td>17 Cade Hunter</td><td style="text-align: right;">10</td><td></td></tr> <tr><td>4. 41 Dayne Leonard</td><td style="text-align: right;">9</td><td></td></tr> <tr><td>26 Kevin Madden</td><td style="text-align: right;">9</td><td></td></tr> </table>	Chances			1. 7 TJ Rumfield	18		2. 19 Gavin Cross	10		17 Cade Hunter	10		4. 41 Dayne Leonard	9		26 Kevin Madden	9		<table border="0" style="width: 100%;"> <tr><td colspan="3">Putouts</td></tr> <tr><td>1. 7 TJ Rumfield</td><td style="text-align: right;">18</td><td></td></tr> <tr><td>2. 19 Gavin Cross</td><td style="text-align: right;">10</td><td></td></tr> <tr><td>3. 17 Cade Hunter</td><td style="text-align: right;">9</td><td></td></tr> <tr><td>4. 41 Dayne Leonard</td><td style="text-align: right;">8</td><td></td></tr> <tr><td>5. 3 tied at.....</td><td style="text-align: right;">2</td><td></td></tr> </table>	Putouts			1. 7 TJ Rumfield	18		2. 19 Gavin Cross	10		3. 17 Cade Hunter	9		4. 41 Dayne Leonard	8		5. 3 tied at.....	2																
Fielding pct																																																								
Chances																																																								
1. 7 TJ Rumfield	18																																																							
2. 19 Gavin Cross	10																																																							
17 Cade Hunter	10																																																							
4. 41 Dayne Leonard	9																																																							
26 Kevin Madden	9																																																							
Putouts																																																								
1. 7 TJ Rumfield	18																																																							
2. 19 Gavin Cross	10																																																							
3. 17 Cade Hunter	9																																																							
4. 41 Dayne Leonard	8																																																							
5. 3 tied at.....	2																																																							
<table border="0" style="width: 100%;"> <tr><td colspan="3">Assists</td></tr> <tr><td>1. 26 Kevin Madden</td><td style="text-align: right;">8</td><td></td></tr> <tr><td>2. 8 Tanner Schobel</td><td style="text-align: right;">3</td><td></td></tr> <tr><td>4 Fritz Genther</td><td style="text-align: right;">3</td><td></td></tr> <tr><td>4. 17 Cade Hunter</td><td style="text-align: right;">1</td><td></td></tr> <tr><td>41 Dayne Leonard</td><td style="text-align: right;">1</td><td></td></tr> </table>	Assists			1. 26 Kevin Madden	8		2. 8 Tanner Schobel	3		4 Fritz Genther	3		4. 17 Cade Hunter	1		41 Dayne Leonard	1		<table border="0" style="width: 100%;"> <tr><td colspan="3">Errors</td></tr> </table>	Errors			<table border="0" style="width: 100%;"> <tr><td colspan="3">Fielding double plays</td></tr> <tr><td>1. 26 Kevin Madden</td><td style="text-align: right;">1</td><td></td></tr> <tr><td>8 Tanner Schobel</td><td style="text-align: right;">1</td><td></td></tr> <tr><td>7 TJ Rumfield</td><td style="text-align: right;">1</td><td></td></tr> </table>	Fielding double plays			1. 26 Kevin Madden	1		8 Tanner Schobel	1		7 TJ Rumfield	1																						
Assists																																																								
1. 26 Kevin Madden	8																																																							
2. 8 Tanner Schobel	3																																																							
4 Fritz Genther	3																																																							
4. 17 Cade Hunter	1																																																							
41 Dayne Leonard	1																																																							
Errors																																																								
Fielding double plays																																																								
1. 26 Kevin Madden	1																																																							
8 Tanner Schobel	1																																																							
7 TJ Rumfield	1																																																							
<table border="0" style="width: 100%;"> <tr><td colspan="3">Stolen bases against</td></tr> </table>	Stolen bases against			<table border="0" style="width: 100%;"> <tr><td colspan="3">Caught stealing by</td></tr> <tr><td>1. 41 Dayne Leonard</td><td style="text-align: right;">1</td><td></td></tr> <tr><td>34 Anthony Simonelli</td><td style="text-align: right;">1</td><td></td></tr> </table>	Caught stealing by			1. 41 Dayne Leonard	1		34 Anthony Simonelli	1		<table border="0" style="width: 100%;"> <tr><td colspan="3">Steal attempts against</td></tr> <tr><td>1. 41 Dayne Leonard</td><td style="text-align: right;">1</td><td></td></tr> <tr><td>34 Anthony Simonelli</td><td style="text-align: right;">1</td><td></td></tr> </table>	Steal attempts against			1. 41 Dayne Leonard	1		34 Anthony Simonelli	1																																		
Stolen bases against																																																								
Caught stealing by																																																								
1. 41 Dayne Leonard	1																																																							
34 Anthony Simonelli	1																																																							
Steal attempts against																																																								
1. 41 Dayne Leonard	1																																																							
34 Anthony Simonelli	1																																																							
<table border="0" style="width: 100%;"> <tr><td colspan="3">Passed balls</td></tr> </table>	Passed balls			<table border="0" style="width: 100%;"> <tr><td colspan="3">Catchers interference</td></tr> </table>	Catchers interference																																																			
Passed balls																																																								
Catchers interference																																																								

MISCELLANEOUS



2021 VT Baseball
Miscellaneous Stats for Virginia Tech (as of Feb 21, 2021)
(All games)



Multiple Hit Games	2	3	4	5+	Total
19 Gavin Cross	1	-	-	-	1
31 Jack Hurley	1	-	-	-	1
26 Kevin Madden	1	-	-	-	1
TEAM	3	0	0	0	3

Multiple RBI Games	2	3	4	5+	Total
11 Cade Swisher	1	-	-	-	1
19 Gavin Cross	-	1	-	-	1
8 Tanner Schobel	1	-	-	-	1
TEAM	2	1	0	0	3

Hitting Streaks	Longest	Current
8 Tanner Schobel	2	2
31 Jack Hurley	1	1
26 Kevin Madden	1	-
7 TJ Rumfield	1	1
23 Tanner Thomas	1	1
19 Gavin Cross	1	1
29 Carson Jones	1	1

Reached Base Streaks	Longest	Current
8 Tanner Schobel	2	2
37 Jonah Seagears	2	2
26 Kevin Madden	2	2
7 TJ Rumfield	2	2
11 Cade Swisher	2	2
29 Carson Jones	1	1
4 Fritz Genter	1	1
31 Jack Hurley	1	1
9 Brennan Reback	1	1
41 Dayne Leonard	1	1
23 Tanner Thomas	1	1
19 Gavin Cross	1	1

STARTERS SUMMARY

Player	GS	Position											Batting Order									
		p	c	1b	2b	3b	ss	lf	cf	rf	of	dh	1st	2nd	3rd	4th	5th	6th	7th	8th	9th	
4 Fritz Genter	2	2	2
37 Jonah Seagear	2	2	2
11 Cade Swisher	2	2	.	.	.	2
8 Tanner Schobel	2	.	.	.	2	2	.	.	.
19 Gavin Cross	2	2	2
26 Kevin Madden	2	2	2
7 TJ Rumfield	2	.	.	2	2
3 Chris Gerard	1	1
34 Anthony Simon	1	1
31 Jack Hurley	1	1	1
9 Brennan Rebac	1	1	1
17 Cade Hunter	1	.	1	1	.
41 Dayne Leonard	1	.	1	1	.

GAME HIGHS



**2021 VT Baseball
Season Game Highs for Virginia Tech (as of Feb 21, 2021)
(All games)**

TEAM GAME HIGHS

Batting

At bats:	28	-	vs Kent State (Feb 21, 2021)
Runs scored:	9	-	vs Kent State (Feb 21, 2021)
Hits:	8	-	vs Kent State (Feb 21, 2021)
RBIs:	9	-	vs Kent State (Feb 21, 2021)
Doubles:	2	-	vs Kent State (Feb 21, 2021)
Home runs:	1	-	vs Kent State (Feb 21, 2021)
Total bases:	13	-	vs Kent State (Feb 21, 2021)
Walks:	7	-	vs Kent State (Feb 21, 2021)
Strikeouts:	10	-	vs Kent State (Feb 21, 2021)
Sac flies:	2	-	vs Kent State (Feb 21, 2021)
Stolen bases:	2	-	vs Kent State (Feb 21, 2021)
Hit by pitch:	1	-	vs Kent State (Feb 21, 2021)
Caught stealing:	1	-	vs Kent State (Feb 21, 2021)
Runners LOB:	7	-	vs Kent State (Feb 21, 2021)
Hit into DP:	1	-	vs Kent State (Feb 21, 2021)

Fielding

Putouts:	27	-	vs Kent State (Feb 21, 2021)
	27	-	vs Kent State (Feb 21, 2021)
Assists:	11	-	vs Kent State (Feb 21, 2021)
DPs turned:	1	-	vs Kent State (Feb 21, 2021)

Pitching

Innings pitched:	9.0	-	vs Kent State (Feb 21, 2021)
	9.0	-	vs Kent State (Feb 21, 2021)
Runs allowed:	2	-	vs Kent State (Feb 21, 2021)
Earned runs:	2	-	vs Kent State (Feb 21, 2021)
Walks allowed:	3	-	vs Kent State (Feb 21, 2021)
Strikeouts:	10	-	vs Kent State (Feb 21, 2021)
Hits allowed:	7	-	vs Kent State (Feb 21, 2021)
Doubles allowed:	4	-	vs Kent State (Feb 21, 2021)
Wild pitches:	1	-	vs Kent State (Feb 21, 2021)
Hit batters:	3	-	vs Kent State (Feb 21, 2021)



**2021 VT Baseball
Season Game Highs for Virginia Tech (as of Feb 21, 2021)
(All games)**

INDIVIDUAL GAME HIGHS

Batting

At bats:	4	- (6 times)
Runs scored:	2	- Gavin Cross vs Kent State (Feb 21, 2021)
	2	- Jack Hurley vs Kent State (Feb 21, 2021)
Hits:	2	- Kevin Madden vs Kent State (Feb 21, 2021)
	2	- Jack Hurley vs Kent State (Feb 21, 2021)
	2	- Gavin Cross vs Kent State (Feb 21, 2021)
RBI:	3	- Gavin Cross vs Kent State (Feb 21, 2021)
Doubles:	1	- Tanner Schobel vs Kent State (Feb 21, 2021)
	1	- Tanner Thomas vs Kent State (Feb 21, 2021)
	1	- TJ Rumfield vs Kent State (Feb 21, 2021)
Home runs:	1	- Gavin Cross vs Kent State (Feb 21, 2021)
Total bases:	5	- Gavin Cross vs Kent State (Feb 21, 2021)
Walks:	3	- Cade Swisher vs Kent State (Feb 21, 2021)
Strikeouts:	2	- (5 times)
Sac flies:	1	- Gavin Cross vs Kent State (Feb 21, 2021)
	1	- Cade Swisher vs Kent State (Feb 21, 2021)
Stolen bases:	2	- Fritz Genther vs Kent State (Feb 21, 2021)
Hit by pitch:	1	- TJ Rumfield vs Kent State (Feb 21, 2021)
	1	- Kevin Madden vs Kent State (Feb 21, 2021)
Caught stealing:	1	- Jonah Seagars vs Kent State (Feb 21, 2021)
Runners LOB:	4	- Cade Hunter vs Kent State (Feb 21, 2021)

Fielding

Putouts:	11	- TJ Rumfield vs Kent State (Feb 21, 2021)
Assists:	6	- Kevin Madden vs Kent State (Feb 21, 2021)

Pitching

Innings pitched:	6.0	- Chris Gerard vs Kent State (Feb 21, 2021)
Runs allowed:	1	- Chris Gerard vs Kent State (Feb 21, 2021)
	1	- Anthony Simonelli vs Kent State (Feb 21, 2021)
	1	- Peyton Alford vs Kent State (Feb 21, 2021)
Earned runs:	1	- Chris Gerard vs Kent State (Feb 21, 2021)
	1	- Anthony Simonelli vs Kent State (Feb 21, 2021)
	1	- Peyton Alford vs Kent State (Feb 21, 2021)
Walks allowed:	2	- Chris Gerard vs Kent State (Feb 21, 2021)
Strikeouts:	7	- Chris Gerard vs Kent State (Feb 21, 2021)
Hits allowed:	4	- Chris Gerard vs Kent State (Feb 21, 2021)
Doubles allowed:	3	- Chris Gerard vs Kent State (Feb 21, 2021)
Wild pitches:	1	- Chris Gerard vs Kent State (Feb 21, 2021)
Hit batters:	2	- Anthony Simonelli vs Kent State (Feb 21, 2021)

SUMMARY



2021 VT Baseball
Games Summary for Virginia Tech (as of Feb 21, 2021)
(All games)



Score by innings	1	2	3	4	5	6	7	8	9	Total
Virginia Tech	4	2	0	0	1	1	1	3	0	12
Opponents	0	0	1	0	0	2	0	0	0	3

Record when ...

Overall	2-0	After 6 leading	2-0
Conference	0-0 trailing	0-0
Non-Conference	2-0 tied	0-0
Home games	2-0	After 7 leading	2-0
Away games	0-0 trailing	0-0
Neutral site	0-0 tied	0-0
Day games	2-0	After 8 leading	2-0
Night games	0-0 trailing	0-0
vs Left starter	1-0 tied	0-0
vs Right starter	1-0		
1-Run games	0-0	Hit 0 home runs	1-0
2-Run games	1-0	... 1 home run	1-0
5+Run games	1-0	... 2+ home runs	0-0
Extra innings	0-0		
Shutouts	0-0	Opponent 0 home runs	2-0
	 1 home run	0-0
Scoring 0-2 runs	0-0 2+ HRs	0-0
..... 3-5 runs	1-0		
..... 6-9 runs	1-0	Made 0 errors	2-0
..... 10+ runs	0-0 1 error	0-0
	 2+ errors	0-0
Opponent 0-2 runs	2-0		
..... 3-5 runs	0-0	Opp. made 0 errors	2-0
..... 6-9 runs	0-0 1 error	0-0
..... 10+ runs	0-0 2+ errors	0-0
Scored in 1st inning	2-0	Out-hit opponent	1-0
Opp. scored in 1st	0-0	Out-hit by opponent	1-0
Scores first	2-0	Hits are tied	0-0
Opp. scores first	0-0		

Record when team scores:

Runs	0	1	2	3	4	5	6	7	8	9	10+
W-L	0-0	0-0	0-0	1-0	0-0	0-0	0-0	0-0	0-0	1-0	0-0

Record when opponent scores:

Runs	0	1	2	3	4	5	6	7	8	9	10+
W-L	0-0	1-0	1-0	0-0	0-0	0-0	0-0	0-0	0-0	0-0	0-0

Record when leading after:

Inn.	1	2	3	4	5	6	7	8
W-L	2-0	2-0	1-0	1-0	2-0	2-0	2-0	2-0

Record when trailing after:

Inn.	1	2	3	4	5	6	7	8
W-L	0-0	0-0	0-0	0-0	0-0	0-0	0-0	0-0

Record when tied after:

Inn.	1	2	3	4	5	6	7	8
W-L	0-0	0-0	1-0	1-0	0-0	0-0	0-0	0-0

Current winning streak: 2
Longest winning streak: 2
Longest losing streak: 0

Home attendance : 406 (2 dates avg = 203)
Away attendance : 0 (0 dates avg = 0)
Total attendance: 406 (2 dates avg = 203)

PLAYER STATS

#34 Anthony Simonelli - 1 appearance (All games)

Date	Opponent	GS	IP	H	R	ER	BB	SO	2B	3B	HR	WP	BK	HBP	IBB	Score	W-L	Sv	ERA	NP
Feb 21	KENT STATE-2	*	5.1	3	1	1	0	4	0	0	0	0	0	2	0	9-2	1-0	0	1.69	85
Totals		1	5.1	3	1	1	0	4	0	0	0	0	0	2	0	9-2	1-0	0	1.69	-

#9 Brennan Reback - 2 games (All games)

Date	Opponent	Pos	AB	R	H	RBI	2B	3B	HR	BB	SB	CS	HBP	SAC	SF	GDP	K	PO	A	E	Avg
Feb 21	KENT STATE-1	*of	3	1	0	0	0	0	0	1	1	0	0	0	0	0	1	2	0	0	.000
Feb 21	KENT STATE-2	of	0	0	0	0	0	0	0	0	0	0	0	0	0	0	0	0	0	0	.000
Totals		1gs	3	1	0	0	0	0	0	1	1	0	0	0	0	0	1	2	0	0	.000

On base pct. .250 • Slugging pct. .000

#3 Chris Gerard - 1 appearance (All games)

Date	Opponent	GS	IP	H	R	ER	BB	SO	2B	3B	HR	WP	BK	HBP	IBB	Score	W-L	Sv	ERA	NP
Feb 21	KENT STATE-1	*	6.0	4	1	1	2	7	3	0	0	1	0	0	0	3-1	1-0	0	1.50	85
Totals		1	6.0	4	1	1	2	7	3	0	0	1	0	0	0	3-1	1-0	0	1.50	-

#17 Cade Hunter - 1 game (All games)

Date	Opponent	Pos	AB	R	H	RBI	2B	3B	HR	BB	SB	CS	HBP	SAC	SF	GDP	K	PO	A	E	Avg
Feb 21	KENT STATE-1	*c	3	0	0	0	0	0	0	0	0	0	0	0	0	0	2	9	1	0	.000
Totals		1gs	3	0	0	0	0	0	0	0	0	0	0	0	0	0	2	9	1	0	.000

On base pct. .000 • Slugging pct. .000

#29 Carson Jones - 1 game (All games)

Date	Opponent	Pos	AB	R	H	RBI	2B	3B	HR	BB	SB	CS	HBP	SAC	SF	GDP	K	PO	A	E	Avg
Feb 21	KENT STATE-2	ph	1	0	1	1	0	0	0	0	0	0	0	0	0	0	0	0	0	0	1.000
Totals		0gs	1	0	1	1	0	0	0	0	0	0	0	0	0	0	0	0	0	0	1.000

On base pct. 1.000 • Slugging pct. 1.000

#11 Cade Swisher - 2 games (All games)

Date	Opponent	Pos	AB	R	H	RBI	2B	3B	HR	BB	SB	CS	HBP	SAC	SF	GDP	K	PO	A	E	Avg
Feb 21	KENT STATE-1	*dh	1	1	0	1	0	0	0	3	0	0	0	0	0	0	0	0	0	0	.000
Feb 21	KENT STATE-2	*dh	2	0	0	2	0	0	0	1	0	0	0	0	1	0	0	0	0	0	.000
Totals		2gs	3	1	0	3	0	0	0	4	0	0	0	0	1	0	0	0	0	0	.000

On base pct. .500 • Slugging pct. .000

#41 Dayne Leonard - 1 game (All games)

Date	Opponent	Pos	AB	R	H	RBI	2B	3B	HR	BB	SB	CS	HBP	SAC	SF	GDP	K	PO	A	E	Avg
Feb 21	KENT STATE-2	*c	3	1	0	0	0	0	0	1	0	0	0	0	0	0	2	8	1	0	.000
Totals		1gs	3	1	0	0	0	0	0	1	0	0	0	0	0	0	2	8	1	0	.000

On base pct. .250 • Slugging pct. .000

#4 Fritz Genther - 2 games (All games)

Date	Opponent	Pos	AB	R	H	RBI	2B	3B	HR	BB	SB	CS	HBP	SAC	SF	GDP	K	PO	A	E	Avg
Feb 21	KENT STATE-1	*ss	3	0	0	0	0	0	0	0	0	0	0	0	0	0	1	0	3	0	.000
Feb 21	KENT STATE-2	*ss	2	1	0	0	0	0	0	2	2	0	0	0	0	0	0	1	0	0	.000
Totals		2gs	5	1	0	0	0	0	0	2	2	0	0	0	0	0	1	1	3	0	.000

On base pct. .286 • Slugging pct. .000

PLAYER STATS

#19 Gavin Cross - 2 games (All games)

Date	Opponent	Pos	AB	R	H	RBI	2B	3B	HR	BB	SB	CS	HBP	SAC	SF	GDP	K	PO	A	E	Avg
Feb 21	KENT STATE-1	*of	4	0	0	0	0	0	0	0	0	0	0	0	0	0	1	3	0	0	.000
Feb 21	KENT STATE-2	*of	4	2	2	3	0	0	1	0	0	0	0	0	1	0	1	7	0	0	.250
Totals		2gs	8	2	2	3	0	0	1	0	0	0	0	0	1	0	2	10	0	0	.250

On base pct. .222 • Slugging pct. .625

#51 Graham Firoved - 1 appearance (All games)

Date	Opponent	GS	IP	H	R	ER	BB	SO	2B	3B	HR	WP	BK	HBP	IBB	Score	W-L	Sv	ERA	NP
Feb 21	KENT STATE-2	0	0.0	1	0	0	0	0	0	0	0	0	0	0	0	9-2	0-0	0	0.00	4
Totals		0	0.0	1	0	0	0	0	0	0	0	0	0	0	0	9-2	0-0	0	0.00	-

#40 Henry Weycker - 1 appearance (All games)

Date	Opponent	GS	IP	H	R	ER	BB	SO	2B	3B	HR	WP	BK	HBP	IBB	Score	W-L	Sv	ERA	NP
Feb 21	KENT STATE-1	0	0.1	1	0	0	0	0	0	0	0	0	0	0	0	3-1	0-0	0	0.00	5
Totals		0	0.1	1	0	0	0	0	0	0	0	0	0	0	0	3-1	0-0	0	0.00	-

#38 Jaison Heard - 1 appearance (All games)

Date	Opponent	GS	IP	H	R	ER	BB	SO	2B	3B	HR	WP	BK	HBP	IBB	Score	W-L	Sv	ERA	NP
Feb 21	KENT STATE-1	0	0.2	0	0	0	1	0	0	0	0	0	0	0	0	3-1	0-0	1	0.00	10
Totals		0	0.2	0	0	0	1	0	0	0	0	0	0	0	0	3-1	0-0	1	0.00	-

#31 Jack Hurley - 1 game (All games)

Date	Opponent	Pos	AB	R	H	RBI	2B	3B	HR	BB	SB	CS	HBP	SAC	SF	GDP	K	PO	A	E	Avg
Feb 21	KENT STATE-2	*of	4	2	2	0	0	0	0	0	0	0	0	0	0	0	2	1	0	0	.500
Totals		1gs	4	2	2	0	0	0	0	0	0	0	0	0	0	0	2	1	0	0	.500

On base pct. .500 • Slugging pct. .500

#37 Jonah Seagears - 2 games (All games)

Date	Opponent	Pos	AB	R	H	RBI	2B	3B	HR	BB	SB	CS	HBP	SAC	SF	GDP	K	PO	A	E	Avg
Feb 21	KENT STATE-1	*of	2	0	0	0	0	0	0	2	0	0	0	0	0	0	2	1	0	0	.000
Feb 21	KENT STATE-2	*of	0	1	0	0	0	0	0	2	0	1	0	0	0	0	0	1	0	0	.000
Totals		2gs	2	1	0	0	0	0	0	4	0	1	0	0	0	0	2	2	0	0	.000

On base pct. .667 • Slugging pct. .000

#26 Kevin Madden - 2 games (All games)

Date	Opponent	Pos	AB	R	H	RBI	2B	3B	HR	BB	SB	CS	HBP	SAC	SF	GDP	K	PO	A	E	Avg
Feb 21	KENT STATE-1	*3b	4	1	2	1	0	0	0	0	1	0	0	0	0	0	1	1	6	0	.500
Feb 21	KENT STATE-2	*3b	3	0	0	0	0	0	0	0	0	0	1	0	0	0	1	0	2	0	.286
Totals		2gs	7	1	2	1	0	0	0	0	1	0	1	0	0	0	2	1	8	0	.286

On base pct. .375 • Slugging pct. .286

#16 Matthew Siverling - 1 appearance (All games)

Date	Opponent	GS	IP	H	R	ER	BB	SO	2B	3B	HR	WP	BK	HBP	IBB	Score	W-L	Sv	ERA	NP
Feb 21	KENT STATE-1	0	2.0	1	0	0	0	3	1	0	0	0	0	0	0	3-1	0-0	0	0.00	31
Totals		0	2.0	1	0	0	0	3	1	0	0	0	0	0	0	3-1	0-0	0	0.00	-

PLAYER STATS

#30 Peyton Alford - 1 appearance (All games)

Date	Opponent	GS	IP	H	R	ER	BB	SO	2B	3B	HR	WP	BK	HBP	IBB	Score	W-L	Sv	ERA	NP
Feb 21	KENT STATE-2		1.0	2	1	1	1	1	0	0	0	0	0	1	0	9-2	0-0	0	9.00	35
Totals		0	1.0	2	1	1	1	1	0	0	0	0	0	1	0	9-2	0-0	0	9.00	-

#12 Shane Connolly - 1 appearance (All games)

Date	Opponent	GS	IP	H	R	ER	BB	SO	2B	3B	HR	WP	BK	HBP	IBB	Score	W-L	Sv	ERA	NP
Feb 21	KENT STATE-2		2.2	1	0	0	0	3	0	0	0	0	0	0	0	9-2	0-0	1	0.00	30
Totals		0	2.2	1	0	0	0	3	0	0	0	0	0	0	0	9-2	0-0	1	0.00	-

#25 Samuel Rochard - 1 appearance (All games)

Date	Opponent	GS	IP	H	R	ER	BB	SO	2B	3B	HR	WP	BK	HBP	IBB	Score	W-L	Sv	ERA	NP
Feb 21	KENT STATE-2		0.0	0	0	0	1	0	0	0	0	0	0	0	0	9-2	0-0	0	0.00	5
Totals		0	0.0	0	0	0	1	0	0	0	0	0	0	0	0	9-2	0-0	0	0.00	-

#7 TJ Rumfield - 2 games (All games)

Date	Opponent	Pos	AB	R	H	RBI	2B	3B	HR	BB	SB	CS	HBP	SAC	SF	GDP	K	PO	A	E	Avg
Feb 21	KENT STATE-1	*1b	3	0	0	0	0	0	0	0	0	0	1	0	0	0	0	11	0	0	.000
Feb 21	KENT STATE-2	*1b	4	1	1	0	1	0	0	0	0	0	0	0	0	0	1	7	0	0	.143
Totals		2gs	7	1	1	0	1	0	0	0	0	0	1	0	0	0	1	18	0	0	.143

On base pct. .250 • Slugging pct. .286

#8 Tanner Schobel - 2 games (All games)

Date	Opponent	Pos	AB	R	H	RBI	2B	3B	HR	BB	SB	CS	HBP	SAC	SF	GDP	K	PO	A	E	Avg
Feb 21	KENT STATE-1	*2b	4	0	1	1	1	0	0	0	0	0	0	0	0	0	2	0	1	0	.250
Feb 21	KENT STATE-2	*2b	3	0	1	2	0	0	0	1	0	0	0	0	0	0	1	2	2	0	.286
Totals		2gs	7	0	2	3	1	0	0	1	0	0	0	0	0	0	3	2	3	0	.286

On base pct. .375 • Slugging pct. .429

#23 Tanner Thomas - 1 game (All games)

Date	Opponent	Pos	AB	R	H	RBI	2B	3B	HR	BB	SB	CS	HBP	SAC	SF	GDP	K	PO	A	E	Avg
Feb 21	KENT STATE-2	ph/of	2	1	1	1	1	0	0	0	0	0	0	0	0	0	0	0	0	0	.500
Totals		0gs	2	1	1	1	1	0	0	0	0	0	0	0	0	0	0	0	0	0	.500

On base pct. .500 • Slugging pct. 1.000

NCAA STATS

Statistic	National Rank	Conference Rank	Value	National Leader	Value	Conference Leader	Value
Base on Balls (298 ranked)	88	11	75	Texas Tech	128	Florida St.	116
Batting Average (298 ranked)	68	7	0.280	Auburn	0.330	NC State	0.323
Double Plays (297 ranked)	185	8	8	Bethune-Cookman	24	NC State	22
Double Plays Per Game (298 ranked)	203	9	0.50	Harvard	2.00	NC State	1.29
Doubles (298 ranked)	131	12	25	Louisville	54	Louisville	54
Doubles Per Game (298 ranked)	143	12	1.56	Louisville	3.18	Louisville	3.18
Earned Run Average (298 ranked)	48	5	3.05	Vanderbilt	1.84	Duke	2.39
Fielding Percentage (298 ranked)	64	4	0.975	East Carolina	0.990	Duke	0.988
Hit Batters (297 ranked)	255	12	10	Charleston So.	41	Georgia Tech	23
Hit by Pitch (298 ranked)	197	12	13	Campbell	50	Florida St.	43
Hits (298 ranked)	78	8	150	Texas Tech	213	NC State	192
Hits Allowed Per Nine Innings (298 ranked)	74	10	7.62	UCLA	4.97	Notre Dame	5.85
Home Runs (291 ranked)	129	13	9	Ole Miss	37	NC State	28
Home Runs Per Game (297 ranked)	147	13	0.56	Ole Miss	2.18	NC State	1.65
On Base Percentage (298 ranked)	83	9	0.376	New Mexico St.	0.446	NC State	0.424
Runs (298 ranked)	59	8	110	Tennessee	180	Virginia	162
Sacrifice Bunts (281 ranked)	43	2	10	East Carolina	23	Virginia	14
Sacrifice Flies (278 ranked)	45	6	9	Auburn	16	Georgia Tech	14
Scoring (298 ranked)	54	9	6.9	Tennessee	10.6	Virginia	9.0
Shutouts (88 ranked)	88	8	1	Ga. Southern	6	Duke	6
Slugging Percentage (298 ranked)	106	11	0.392	NC State	0.557	NC State	0.557
Stolen Bases (296 ranked)	10	2	36	Wofford	47	NC State	41
Stolen Bases Per Game (298 ranked)	13	3	2.25	Yale	3.10	Notre Dame	2.69
Strikeout-to-Walk Ratio (298 ranked)	26	5	3.30	Sacramento St.	6.76	Duke	4.16
Strikeouts Per Nine Innings (298 ranked)	9	4	11.9	Ohio St.	12.7	Florida St.	12.1
Triple Plays (1 ranked)				Albany (NY)	1		
				Sam Houston St.	1		
				UTRGV	1		
Triples (234 ranked)	87	7	4	William & Mary	12	Virginia	10
Triples Per Game (279 ranked)	102	7	0.25	Miami (OH)	0.73	Virginia	0.56
WHIP (298 ranked)	65	9	1.25	UCLA	0.87	Duke	1.03
WL Pct (294 ranked)	60	9	0.688	Ole Miss	0.941	Notre Dame	0.846
				Alabama	0.941		
				Florida	0.941		
Walks Allowed Per Nine Innings (298 ranked)	73	5	3.62	Sacramento St.	1.32	NC State	2.72

Base on Balls Per Game (144 ranked)				Spencer Torkelson, Arizona St.	1.82	Sky Duff, Pittsburgh	1.19
Batting Average (250 ranked)	Carson Taylor	32	3	0.431	Brendyn Stillman, St. Bonaventure	0.519	Michael Goldberg, Georgia Tech
	Gavin Cross	190	15	0.369			0.450
Complete Games (4 ranked)				Jacknell Guzman, Alabama St.	3	Bryce Jarvis, Duke	1
Doubles (81 ranked)	Carson Taylor	34	3	7	Zach Britton, Louisville	11	Zach Britton, Louisville
Doubles Per Game (138 ranked)	Carson Taylor	59	4	0.44	Zach Britton, Louisville	0.65	Zach Britton, Louisville
Earned Run Average (200 ranked)	Chris Gerard	119	12	1.57	8 players tied	0.00	Cooper Stinson, Duke
Games Started (29 ranked)	Chris Gerard	29	1	4	4 players tied	6	42 players tied
	Ian Seymour	29	1	4			
	Anthony Simonelli	29	1	4			
Hit Batters (135 ranked)	Chris Gerard	135	6	4	Dalton Acosta, Ark.-Pine Bluff	10	Jonathan Hughes, Georgia Tech
Hit By Pitch Per Game (134 ranked)				Elijah Cabell, Florida St.	0.88	Elijah Cabell, Florida St.	0.88
Hit by Pitch (77 ranked)				Elijah Cabell, Florida St.	15	Elijah Cabell, Florida St.	15
Hits (111 ranked)	Carson Taylor	50	5	25	Zack Raabe, Minnesota	31	Angel Zarate, North Carolina
	Gavin Cross	76	10	24			
Hits Allowed Per Nine Innings (150 ranked)				Mac McCarty, UAB	1.69	Griff McGarry, Virginia	2.25
Hits Per Game (150 ranked)	Carson Taylor	69	6	1.56	Spencer Myers, Notre Dame	2.08	Spencer Myers, Notre Dame
	Gavin Cross	89	9	1.50			
Home Runs (148 ranked)	Kevin Madden	148	19	3	Nick Gonzales, New Mexico St.	12	Elijah Cabell, Florida St.
							Niko Kavadas, Notre Dame
							Aaron Sabato, North Carolina
Home Runs Per Game (147 ranked)				Tyler Kelder, St. Bonaventure	1.00	Niko Kavadas, Notre Dame	0.54
On Base Percentage (150 ranked)	Carson Taylor	27	3	0.541	Brooks Carlson, Samford	0.644	Michael Rothenberg, Duke
Pitching Appearances (99 ranked)	Peyton Alford	35	4	9	Chase Haney, Florida St.	12	Chase Haney, Florida St.
	Jaison Heard	35	4	9			
Runs (130 ranked)	Carson Taylor	49	8	19	Nick Gonzales, New Mexico St.	28	Zack Gelof, Virginia
	Nick Biddison	130	20	16			
Runs Batted In (117 ranked)	Carson Taylor	35	2	20	Nick Gonzales, New Mexico St.	36	Elijah Cabell, Florida St.
Runs Batted In Per Game (139 ranked)	Carson Taylor	37	3	1.25	Nick Gonzales, New Mexico St.	2.25	Elijah Cabell, Florida St.
Runs Per Game (140 ranked)	Carson Taylor	45	4	1.19	Nick Gonzales, New Mexico St.	1.75	Zack Gelof, Virginia
	Nick Biddison	140	17	1.00			
Sacrifice Bunts (136 ranked)	Brennan Reback	51	2	3	Pat O'Neill, Villanova	6	Brian Dempsey, Boston College
	Tanner Thomas	51	2	3	Kamron Willman, Kansas St.	6	
	Fritz Genter	136	7	2			
Sacrifice Bunts Per Game (128 ranked)	Tanner Thomas	61	2	0.21	Pat O'Neill, Villanova	0.43	Brian Dempsey, Boston College
	Brennan Reback	73	3	0.20			
Sacrifice Flies (78 ranked)	Nick Biddison	78	15	2	Alvin Melendez, Fordham	6	Danny Oriente, Louisville
Saves (80 ranked)				7 players tied	6	Michael Kirian, Louisville	6
Slugging Percentage (248 ranked)	Carson Taylor	64	7	0.690	Brendyn Stillman, St. Bonaventure	1.259	Zack Gelof, Virginia
Stolen Bases (115 ranked)	Fritz Genter	45	5	8	Spencer Myers, Notre Dame	15	Spencer Myers, Notre Dame
	Brennan Reback	45	5	8			
	Gavin Cross	74	8	7			
Stolen Bases Per Game (146 ranked)	Fritz Genter	44	4	0.53	Spencer Myers, Notre Dame	1.25	Spencer Myers, Notre Dame
	Brennan Reback	44	4	0.53			
	Gavin Cross	103	9	0.44			
Strikeout-to-Walk Ratio (149 ranked)	Ian Seymour	51	4	8.00	Landon Knack, ETSU	51.00	Bryce Jarvis, Duke
	Chris Gerard	72	9	7.25			
Strikeouts (149 ranked)	Ian Seymour	18	6	40	Landon Knack, ETSU	51	Reid Detmers, Louisville
	Chris Gerard	110	14	29			
Strikeouts Per Nine Innings (150 ranked)	Ian Seymour	4	2	17.70	Seth Lonsway, Ohio St.	21.00	Reid Detmers, Louisville
Total Bases (149 ranked)	Carson Taylor	70	8	40	Nick Gonzales, New Mexico St.	67	Zack Gelof, Virginia
Toughest to Strike Out (149 ranked)	Carson Taylor	81	6	11.6	John Weglarz, Delaware St.	53.0	Michael Goldberg, Georgia Tech
Triples (39 ranked)				9 players tied	4	Max Cotler, Virginia	4
Triples Per Game (148 ranked)				Ty Johnson, Tulane	0.29	Max Cotler, Virginia	0.22
Victories (23 ranked)	Ian Seymour	23	2	3	Kyle Brennan, Belmont	5	Nick Swiney, NC State
WHIP (149 ranked)	Ian Seymour	101	7	0.89	Mac McCarty, UAB	0.31	Tommy Vail, Notre Dame
Walks Allowed Per Nine Innings (150 ranked)	Chris Gerard	107	7	1.57	Parker Brahm, Sacramento St.	0.00	Bryce Jarvis, Duke
				Nathan Skinner, Dartmouth	0.00		0.67

RESULTS



2021 VT Baseball
 Game Results for Virginia Tech (as of Feb 21, 2021)
 (All games)



Date	Opponent	Score	Inns	Overall	Conference	Pitcher of record	Attend	Time
Feb 21, 2021	KENT STATE-1	w 3-1	9	1-0-0	0-0-0	C. Gerard (W 1-0)	203	2:44
Feb 21, 2021	KENT STATE-2	w 9-2	9	2-0-0	0-0-0	A. Simonelli (W 1-0)	203	2:54

() extra inning game

VIRGINIA TECH BASEBALL

OVERALL

Record: 2-0 Home: 2-0 Away: 0-0 Conference: 0-0

Player	avg	gp-gs	ab	r	h	2b	3b	hr	rbi	tb	slg%	bb	hp	so	gdp	ob%	sf	sh	sb-att	po	a	e	fld%
29 Carson Jones	1.000	1-0	1	0	1	0	0	0	1	1	1.000	0	0	0	0	1.000	0	0	0-0	0	0	0	.000
31 Jack Hurley	.500	1-1	4	2	2	0	0	0	0	2	.500	0	0	2	0	.500	0	0	0-0	1	0	0	1.000
23 Tanner Thomas	.500	1-0	2	1	1	1	0	0	1	2	1.000	0	0	0	0	.500	0	0	0-0	0	0	0	.000
26 Kevin Madden	.286	2-2	7	1	2	0	0	0	1	2	.286	0	1	2	0	.375	0	0	1-1	1	8	0	1.000
8 Tanner Schobel	.286	2-2	7	0	2	1	0	0	3	3	.429	1	0	3	0	.375	0	0	0-0	2	3	0	1.000
19 Gavin Cross	.250	2-2	8	2	2	0	0	1	3	5	.625	0	0	2	0	.222	1	0	0-0	10	0	0	1.000
7 TJ Rumfield	.143	2-2	7	1	1	1	0	0	0	2	.286	0	1	1	0	.250	0	0	0-0	18	0	0	1.000
4 Fritz Genther	.000	2-2	5	1	0	0	0	0	0	0	.000	2	0	1	0	.286	0	0	2-2	1	3	0	1.000
17 Cade Hunter	.000	1-1	3	0	0	0	0	0	0	0	.000	0	0	2	0	.000	0	0	0-0	9	1	0	1.000
11 Cade Swisher	.000	2-2	3	1	0	0	0	0	3	0	.000	4	0	0	0	.500	1	0	0-0	0	0	0	.000
9 Brennan Reback	.000	2-1	3	1	0	0	0	0	0	0	.000	1	0	1	0	.250	0	0	1-1	2	0	0	1.000
41 Dayne Leonard	.000	1-1	3	1	0	0	0	0	0	0	.000	1	0	2	0	.250	0	0	0-0	8	1	0	1.000
37 Jonah Seagears	.000	2-2	2	1	0	0	0	0	0	0	.000	4	0	2	0	.667	0	0	0-1	2	0	0	1.000
Totals	.200	2	55	12	11	3	0	1	12	17	.309	13	2	18	0	.361	2	0	4-5	54	16	0	1.000
Opponents	.200	2	65	3	13	4	0	0	3	17	.262	5	3	18	1	.288	0	0	0-1	48	10	0	1.000

LOB - Team (12), Opp (16). DPs turned - Team (1), Opp (1).

(All games Sorted by Earned run avg)

Player	era	w-l	app	gs	cg	sho	sv	ip	h	r	er	bb	so	2b	3b	hr	b/avg	wp	hp	bk	sfa	sha
12 Shane Connolly	0.00	0-0	1	0	0	0/0	1	2.2	1	0	0	0	3	0	0	0	.125	0	0	0	0	0
16 Matthew Siverling	0.00	0-0	1	0	0	0/0	0	2.0	1	0	0	0	3	1	0	0	.143	0	0	0	0	0
38 Jaison Heard	0.00	0-0	1	0	0	0/0	1	0.2	0	0	0	1	0	0	0	0	.000	0	0	0	0	0
40 Henry Weycker	0.00	0-0	1	0	0	0/0	0	0.1	1	0	0	0	0	0	0	0	.500	0	0	0	0	0
51 Graham Firoved	0.00	0-0	1	0	0	0/0	0	0.0	1	0	0	0	0	0	0	0	1.000	0	0	0	0	0
25 Samuel Rochard	0.00	0-0	1	0	0	0/0	0	0.0	0	0	0	1	0	0	0	0	0	0	0	0	0	0
3 Chris Gerard	1.50	1-0	1	1	0	0/0	0	6.0	4	1	1	2	7	3	0	0	.182	1	0	0	0	0
34 Anthony Simonelli	1.69	1-0	1	1	0	0/0	0	5.1	3	1	1	0	4	0	0	0	.167	0	2	0	0	0
30 Peyton Alford	9.00	0-0	1	0	0	0/0	0	1.0	2	1	1	1	1	0	0	0	.400	0	1	0	0	0
Totals	1.50	2-0	2	2	0	0/0	2	18.0	13	3	3	5	18	4	0	0	.200	1	3	0	0	0
Opponents	6.75	0-2	2	2	0	0/0	0	16.0	11	12	12	13	18	3	0	1	.200	1	2	0	2	0

SBA/ATT - A. Simonelli (0-1), D. Leonard (0-1).

Player	c	po	a	e	fld%	dp	sba	csb	sba%	pb	ci
7 TJ Rumfield	18	18	0	0	1.000	1	0	0	---	0	0
17 Cade Hunter	10	9	1	0	1.000	0	0	0	---	0	0
19 Gavin Cross	10	10	0	0	1.000	0	0	0	---	0	0
26 Kevin Madden	9	1	8	0	1.000	1	0	0	---	0	0
41 Dayne Leonard	9	8	1	0	1.000	0	0	1	.000	0	0
8 Tanner Schobel	5	2	3	0	1.000	1	0	0	---	0	0
4 Fritz Genther	4	1	3	0	1.000	0	0	0	---	0	0
37 Jonah Seagears	2	2	0	0	1.000	0	0	0	---	0	0
9 Brennan Reback	2	2	0	0	1.000	0	0	0	---	0	0
31 Jack Hurley	1	1	0	0	1.000	0	0	0	---	0	0
12 Shane Connolly	0	0	0	0	.000	0	0	0	---	0	0
30 Peyton Alford	0	0	0	0	.000	0	0	0	---	0	0
40 Henry Weycker	0	0	0	0	.000	0	0	0	---	0	0
23 Tanner Thomas	0	0	0	0	.000	0	0	0	---	0	0
11 Cade Swisher	0	0	0	0	.000	0	0	0	---	0	0
16 Matthew Siverling	0	0	0	0	.000	0	0	0	---	0	0
25 Samuel Rochard	0	0	0	0	.000	0	0	0	---	0	0
29 Carson Jones	0	0	0	0	.000	0	0	0	---	0	0
38 Jaison Heard	0	0	0	0	.000	0	0	0	---	0	0
3 Chris Gerard	0	0	0	0	.000	0	0	0	---	0	0
51 Graham Firoved	0	0	0	0	.000	0	0	0	---	0	0
34 Anthony Simonelli	0	0	0	0	.000	0	0	1	.000	0	0
Totals	70	54	16	0	1.000	1	0	1	.000	0	0
Opponents	58	48	10	0	1.000	1	4	1	.800	0	0

Hitting minimums - 5 Games 5% of Games 20 AB 10 TPA
Pitching minimums - 1 Games

HEADSHOT ROSTER



2
Sam TACKETT
IF | 6-0 | 195 | Fr.
Lexington, Ky.



3
Chris GERARD
P | 5-10 | 175 | So.
Wayne, N.J.




4
Fritz GENTHER
IF | 5-8 | 165 | Fr.
Kingston, N.Y.



5
Gehrig EBEL
C | 6-0 | 190 | Fr.
Ooltewah, Tenn.



7
TJ RUMFIELD
IF | 6-5 | 225 | r-Fr.
Temple, Texas



8
Tanner SCHOBEL
IF | 5-10 | 170 | Fr.
Williamsburg, Va.



9
Brennan REBACK
OF | 6-0 | 195 | Jr.
Vernon Hills, Ill.



10
Nolan WILSON
P | 6-3 | 210 | r-So.
Atlanta, Ga.



11
Cade SWISHER
OF | 5-11 | 190 | Fr.
Chesterfield, Va.



12
Shane CONNOLLY
P | 6-2 | 175 | Jr.
Huntersville, N.C.



15
Nic PSIMAS
P | 6-6 | 225 | Fr.
Chesapeake, Va.



16
Matthew SIVERLING
P | 6-4 | 190 | Fr.
Matthews, N.C.



17
Cade HUNTER
C | 6-2 | 200 | Fr.
Mount Laurel, N.J.



18
Xander HAMILTON
P | 6-4 | 220 | Fr.
Raleigh, N.C.



19
Gavin CROSS
P/OF | 6-3 | 210 | Fr.
Bristol, Tenn.



20
Grant UMBERGER
P | 6-4 | 225 | Fr.
Chester Springs, Pa.



21
Kyle MCKERNAN
P | 6-5 | 200 | Fr.
Waxhaw, N.C.



22
Ryan OKUDA
P | 6-1 | 170 | Jr.
Gibsonia, Pa.




23
Tanner THOMAS
OF | 5-11 | 190 | Sr.
Jacksonville, Fla.




24
Nick BIDDISON
IF | 5-10 | 190
Glen Allen, Va.



25
Samuel ROCHARD
P | 6-1 | 205 | Fr.
Williamsburg, Va.



26
Kevin MADDEN
IF | 6-1 | 215 | So.
Glenwood, Md.



27
Noah JOHNSON
P | 6-5 | 195 | Fr.
Toledo, Ohio



28
Brayden MERRICK
IF | 6-3 | 210 | Fr.
Wirtz, Va.



29
Carson JONES
OF | 6-2 | 190 | Fr.
Glen Allen, Va.



30
Peyton ALFORD
P | 6-0 | 190 | Sr.
Knoxville, Tenn.



31
Jack HURLEY
OF | 6-0 | 185 | Fr.
Boalsburg, Pa.



32
Lucas DONLON
IF | 6-0 | 205 | Fr.
McLean, Va.



33
Nick HOLSEA
IF | 6-2 | 205 | So.
Huntingdon, Pa.



34
Anthony SIMONELLI
P | 6-2 | 200 | Jr.
Winchester, Va.



35
Ryan METZ
P | 6-1 | 190 | Jr.
Fishers, Ind.



37
Jonah SEAGERS
OF | 5-11 | 184 | So.
Gainesville, Va.



38
Jaison HEARD
P | 6-1 | 205 | Sr.
Maitland, Fla.



39
Peter SAKELLARIS
P | 6-0 | 185 | Fr.
Milton, Mass.



40
Henry WEYCKER
P | 5-11 | 205 | Fr.
Wellesley, Mass.



41
Dayne LEONARD
C | 6-0 | 195 | Fr.
Spring Green, Wis.



42
Ryan GLEASON
P | 6-5 | 210 | Fr.
Laytonville, Md.



43
Dusty MERCER
OF | 6-1 | 215 | Fr.
Matthews, N.C.



44
Jackson RITCHEY
P | 6-5 | 190 | Fr.
Huntingdon, Pa.



45
Parker STALLARD
OF | 5-11 | 190 | Fr.
Salem, Va.



46
Griffin GREEN
P | 6-3 | 205 | Fr.
Chelmsford, Mass.



47
Jonah HURNEY
P | 5-8 | 180 | So.
Kamuela, Hawai'i




48
Brady KIRTNER
P | 5-11 | 170 | Fr.
Christiansburg, Va.



49
Ethan FIROVED
P | 6-1 | 185 | Fr.
Virginia Beach, Va.



50
Christian WORLEY
P | 6-1 | 170 | Fr.
Alton, Va.



51
Graham FIROVED
P | 6-1 | 185 | So.
Virginia Beach, Va.



53
Jenner KEHE
P | 6-1 | 165 | Fr.
Golden, Colo.




55
Mike GRUPÉ
P | 6-1 | 195 | Fr.
Purcellville, Va.



John SZEFC
Head Coach
Fourth season



Kurt ELBIN
AC/Rec. Coord.
Fourth Season



Ryan FECTEAU
Assistant Coach
Fourth season



Tyler HANSON
Volunteer AC
Third season



Corey HAINES
Director of Ops
Fourth season



Kyle SARAZIN
Director, Player Dev.
Second season



Tyson PETERSHEIM
Consultant
Second season