



ST. BONAVENTURE BASKETBALL

2021 ATLANTIC 10 CHAMPIONS | 2019 ATLANTIC 10 RUNNER-UP | 2018 NCAA TOURNAMENT | 2016 NIT
2016 ATLANTIC 10 REGULAR SEASON CO-CHAMPIONS | 2012 ATLANTIC 10 CHAMPIONS | 8 NCAA TOURNAMENTS

NATIONAL RANKINGS

Associated Press - RV (Dec. 13)
USA Today Coaches - RV (Dec. 13)

2021-22 SCHEDULE

NOVEMBER (5-1)

Nov. 9	SIENA (TV: ESPN+)	W, 75-47
Nov. 14	CANISIUS (TV: ESPN+)	W, 69-60
Nov. 18	Boise State (TV: ESPN2)!	W, 67-61
Nov. 19	Clemson (TV: ESPN2)!	W, 68-65
Nov. 21	Marquette (TV: ESPN)!	W, 70-54
Nov. 27	NO. IOWA (TV: ESPN+)	L, 90-80

DECEMBER

Dec. 1	COPPIN STATE (TV: ESPN+)	W, 93-81
Dec. 4	BUFFALO (TV: NBC Digital)	W, 68-65
Dec. 8	LOYOLA (MD) (TV: ESPN+)	W, 84-71
Dec. 11	#15/18 UConn (TV: ESPN2) \$	L, 74-64
Dec. 17	Virginia Tech (TV: ESPN2) %	4:00 p.m.
Dec. 22	at Northeastern (TV: NESN)	12:00 p.m.
Dec. 30	at GW* (TV: ESPN+)	4:00 p.m.

JANUARY

Jan. 2	at Dayton* (TV: CBSSN)	12:00 p.m.
Jan. 5	FORDHAM* (TV: ESPN+)	7:00 p.m.
Jan. 8	SAINT LOUIS* (TV: CBSSN)	4:00 p.m.
Jan. 11	at La Salle* (TV: ESPN+)	7:00 p.m.
Jan. 14	VCU* (TV: ESPN2)	7:30 p.m.
Jan. 21	at Duquesne* (TV: ESPN2)	7:00 p.m.
Jan. 26	at George Mason* (TV: ESPN+)	7:00 p.m.
Jan. 29	SAINT JOSEPH'S* (TV: USA)	2:00 p.m.

FEBRUARY

Feb. 1	DAVIDSON* (TV: CBSSN)	7:00 p.m.
Feb. 4	at Richmond* (TV: ESPN2)	7:00 p.m.
Feb. 11	at Saint Louis* (TV: ESPN2)	9:00 p.m.
Feb. 16	UMASS* (TV: ESPN+)	7:00 p.m.
Feb. 19	DUQUESNE* (TV: ESPN2/U)	TBA
Feb. 22	RHODE ISLAND* (TV: CBSSN)	7:00 p.m.
Feb. 26	at Saint Joseph's* (TV: CBSSN)	6:00 p.m.

MARCH

March 1	at VCU* (TV: CBSSN)	8:30 p.m.
March 4	RICHMOND* (TV: ESPN2)	7:00 p.m.
March 9-13 A-10 Tournament (Washington, D.C.)		

Home games in BOLD ALL CAPS

All times Eastern

* - Atlantic 10 Game

! - Charleston Classic

\$ - Never Forget Tribute Classic (Newark, N.J.)

% - Hall of Fame Charlotte Shootout (Charlotte, N.C.)

FOLLOW THE BONNIES

- Twitter.....@GoBonnies
-@BonniesMBB
- Instagram.....@GoBonnies
-@bonnies_mbb
- Facebook.....GoBonnies
- YouTube:.....GoBonniesTV



RV/RV ST. BONAVENTURE (8-2, 0-0 A-10)

VS

VIRGINIA TECH (7-4, 0-1 ACC)



'21-22 QUICK COMPARISON

73.8 ppg	Points Per Game	70.3 ppg
66.8 ppg	Points Allow Per Game	57.2 ppg
+2.8	Rebound Margin	+2.1
.460	Field Goal Pct.	.455
.342	3-Point Pct.	.393
10.0	Turnovers Per Game	10.7



ST. BONAVENTURE QUICK FACTS

Head Coach: Mark Schmidt
Record at SBU: 253-187 / 15th year
Scoring Leader: Jaren Holmes (17.4 ppg)
Rebounds Leader: Jalen Adaway (7.8 rpg)
Assists Leader: Kyle Lofton (5.9 apg)

VIRGINIA TECH QUICK FACTS

Head Coach: Mike Young
Record at VT: 38-27 / 3rd season
Scoring Leader: Keve Aluma (14.4 ppg)
Rebounds Leader: Justyn Mutts (7.5 rpg)
Assists Leader: Justyn Mutts (2.9 apg)

Friday, Dec. 17 // 4:00 p.m. // Charlotte, N.C. // TV: ESPN2

BONA SET TO CLASH WITH FORMER A-10 RIVAL HOKIES IN QUEEN CITY

- St. Bonaventure plays in its second special event in as many weeks, traveling to Charlotte to take on Virginia Tech in the Basketball Hall of Fame Shootout at the Spectrum Center. Last weekend, the Bonnies battled #15/18 UConn to the wire before dropping a 74-64 final in Newark, N.J. as part of the Never Forget Tribute Classic at Prudential Center.
- St. Bonaventure already made the most of its first trip to a prestigious event this season, winning the Charleston Classic championship with victories over Boise State, Clemson and Marquette Nov. 18-21.
- Bona has played the last three games without star senior point guard Kyle Lofton (ankle). The New Jersey native started the first 93 games of his career prior to Dec. 4. During that span, he had played less than 30 minutes just four times during his career, all of which coming in his freshman campaign. Lofton had handed out 41 percent of the team's assists over the past three seasons.
- SBU is aiming for its third win over a Power 6 opponent and second over an ACC foe after defeating Clemson as well as Big East opponent Marquette last month.
- St. Bonaventure has not lost back-to-back games in well over a calendar year: Feb. 26 and Feb. 29, 2020.



Bonnies senior Jaren Holmes has averaged 16.3 ppg, 5.0 rpg and 7.3 apg since assuming the point guard role following an ankle injury suffered by Kyle Lofton. In three games as the point guard, Holmes as played every second of each contest.

ST. BONAVENTURE LAST GAME STARTERS

1 • DOMINICK WELCH GUARD • SR.	2 • QUADRY ADAMS GUARD • R-FR.	5 • JAREN HOLMES GUARD • SR.	21 • OSUN OSUNNIYI CENTER • SR.	33 • JALEN ADAWAY FORWARD • R-SR.					
PPG	RPG	PPG	RPG	PPG	RPG	PPG	RPG	PPG	RPG
11.2	5.7	3.2	1.4	17.4	7.1	10.2	7.0	14.6	7.8
APG	MPG	APG	MPG	APG	MPG	BPG	MPG	APG	MPG
2.0	34.7	0.3	13.9	4.9	38.6	2.9	29.1	1.0	36.8

RESERVES

#	Name	Pos.	Yr.	PPG	RPG	MPG	Notes
0	Kyle Lofton	G	Sr.	17.4	3.9	39.0	Missed last three games (ankle)
3	Joryam Saizonou	G	Fr.	--	--	1.7	Avg. 7 ppg for Netherlands U-18 team
4	Linton Brown	G	R-So.	2.8	1.7	13.0	JUCO All-American, avg. 18 ppg last yr
10	Oluwasegun Durosini	F/C	R-Fr.	--	--	--	Avg. 10 ppg, 9.9 rpg, 78 blk in 18 JUCO gms
11	Justin Ndjock-Tadjore	G	Fr.	--	--	4.0	7 min off bench vs. Siena
12	Abdoul Karim Coulibaly	F	R-So.	4.3	1.7	10.3	Two double-figure scoring efforts this year
20	Pedro Rossi	F	Fr.	--	--	--	Played for Argentina U-19 national team

ST. BONAVENTURE BASKETBALL



NUMERICAL

No.	Name	Pos.	Class	Ht.	Wt.	Hometown/High School	Major
0	Kyle Lofton	G	Senior	6-3	185	Hillside, N.J. / Union Catholic	Sociology
1	Dominick Welch	G	Senior	6-5	205	Buffalo, N.Y. / Cheektowaga	Video Production
2	Quadry Adams	G	R-Freshman	6-3	190	Piscataway, N.J. / St. Thomas Aquinas	Sports Management
3	Joryam Saizonou	G	Freshman	6-3	182	Almere, Netherlands / McCallie	Sports Management
4	Linton Brown	G	R-Sophomore	6-5	205	Delray Beach, Fla. / Wellington	Sports Media
5	Jaren Holmes	G	Senior	6-4	210	Detroit, Mich. / Romulus	Sports Media
10	Oluwasegun Durosinmi	F/C	R-Freshman	6-9	235	Lagos, Nigeria / Virginia Academy	Computer Science
11	Justin Ndjock-Tadjore	G	Freshman	6-7	190	Gatineau, Quebec / Cegep de l'Outaouais	Management
12	Abdoul Karim Coulibaly	F	R-Sophomore	6-9	235	Bamako, Mali / Scotland Campus (Pa.)	Criminology
20	Pedro Rossi	F	Freshman	6-8	215	Bahia Blanca, Argentina / Don Bosco	Management
21	Osun Osunniyi	F/C	Senior	6-10	220	Pleasantville, N.J./Mainland	Sports Media
23	Brett Rumpel	G	Freshman	6-4	180	Binghamton N.Y. / Seton Catholic	Undeclared Business
33	Jalen Adaway	G	R-Senior	6-5	215	Logansport, Ind. / Logansport	Sociology
41	Anouar Mellouk	F	Freshman	6-8	200	Amsterdam, Netherlands / Fork Union Acad.	Sports Management

Pronunciation Guide

Osun Osunniyi	Oh-shoon Oh-shoon-eeeye
Joryam Saizonou	JORY-um SIGH-zon-OH
Oluwasegun Durosinmi	Oh-LOO-uh-SHUH-goan DURO-sin-me
Abdoul Karim Coulibaly	ab-DOUL kuh-REEM COOL-ih-BAH-lee
Pedro Rossi	Ross - ee
Jalen Adaway	Add - a - way
Anouar Mellouk	ANN-wahare (run 'wah' and 'are' sounds together) MELL-ook

MEDIA SERVICES/POLICIES: All interviews with St. Bonaventure coaches, student-athletes and administrators must be coordinated through the Athletics Communications Office. Head coach Mark Schmidt and players may be requested for interviews in post-game. Players and coaches also have media availability via Zoom on the day prior to games 30 minutes before the start of that day's practice. Media members wishing to request interviews must contact Director of Athletics Communications Scott Eddy at seddy@sbu.edu. Press releases, game notes and statistics can be obtained through the official home of the Bonnies, www.GoBonnies.com.

ST. BONAVENTURE QUICK FACTS

UNIVERSITY FACTS

Location: St. Bonaventure, N.Y.

Founded: 1858

Enrollment: 2,600 (1,800 undergraduate)

Colors: Brown (PMS 476) and White

Nickname: Bonnies

Home Court: Reilly Center

Athletics Director: Joe Manhertz



COACHING STAFF

Head Coach: Mark Schmidt (Boston College '85)

Record at SBU: 253-187 / All-Time Record: 335-277

Assistant Coaches:

Steve Curran, Associate Head Coach (Merrimack '92, 12th Season)

Sean Neal (La Salle, '07, '11, 4th Season)

Chris Lowe (UMass '09, 1st Season)

Director Of Basketball Operations:

Matt Pappano (St. Bonaventure '07, 14th Season)

MEDIA RELATIONS

Men's Basketball Contact: Scott Eddy

Office Phone: 716-375-4019

Cell Phone: 716-397-3462

E-mail Address: seddy@sbu.edu

Athletics Website: GoBonnies.com

SOCIAL MEDIA

Athletics Twitter: @GoBonnies / @BonniesMBB

Athletics YouTube: GoBonniesTV

Athletics Instagram: GoBonnies

Athletics Hashtags: #Bonnies | #Unfurl

ALL-TIME RECORD

- 102nd season of men's basketball
- Years: 1919 to present (no team 1943-44)
- NCAA Tournament appearances: 8
- NCAA Tournament record: 7-10
- NIT appearances: 16

NCAA TOURNAMENT HISTORY

- Appearances (8): 2021, 2018, 2012, 2000, 1978, 1970, 1968, 1961
- Regional Semifinals (2): 1968, 1961
- Final Fours (1): 1970

NIT HISTORY

- Appearances (16): 2016, 2002, 2001, 1998, 1995, 1983, 1979, 1977, 1971, 1964, 1960, 1959, 1958, 1957, 1952, 1951
- Championships (1): 1977

WE ARE ST. BONAVENTURE

The appropriate reference for our institution is St. Bonaventure University - the term "St. Bonnies" is an unacceptable University reference.

OPENING TIP ODDS 'N ENDS

- SBU is seeking to notch three wins over Power 6 opponents in the same season for the first time since 2017-18 when the Bonnies had victories over Maryland, Syracuse and UCLA.
- Virginia Tech represents St. Bonaventure's sixth Top-100 opponent in the NET rankings thus far during non-conference play. The Bonnies are 4-1 vs. NET Top-100 squads so far, scoring wins over Clemson (68), Marquette (73), Buffalo (74), and Boise State (78) before dropping a hard-fought neutral court battle vs. UConn (15) last weekend. Tech ranked No. 37 as of Dec. 14.
- St. Bonaventure is 3-1 in neutral court games this season.
- **Abdoul Karim Coulibaly** and **Quadry Adams** each have some experience with VT playing in the ACC previously (Pitt, Wake Forest). Coulibaly posted five points and two blocks in 27 minutes vs. VT last year and had 10 points and five boards as a freshman in Blacksburg.

TAKING CARE

- Entering this week, the Bonnies averaged just 10 turnovers per game and posted single-digit turnovers in six of the first 10 games. That average ranked 12th nationally and first in the Atlantic 10.

CASHING IN AT THE CHARITY STRIPE

- St. Bonaventure has converted on 79.1 percent of its foul line attempts this season, a total that stands 17th nationally and atop the Atlantic 10.

HONOR ROLL HOLMES

- Senior **Jaren Holmes** earned a spot on this week's Atlantic 10 Weekly Honor Roll. Holmes averaged 20.5 points, 6.0 rebounds and 7.0 assists in a pair of games last week, shooting better than 57 percent from the floor while playing all 80 possible minutes. He tallied 22 points and nine assists in a win over Loyola (MD) Dec. 8 before finishing with 19 points, eight rebounds and five assists vs. #15/18 UConn Dec. 11.

ATTA-WAY, ADAWAY

- Redshirt senior **Jalen Adaway** has stepped up when needed this season. He logged his third double-double in four games, and fourth of his career, with 14 points and 10 boards vs. UConn last Saturday. With Lofton out of the lineup, Adaway has averaged a team-best 17.3 points per game, including his game-winning 3-pointer with 1.3 seconds to play in a 68-65 win over Buffalo Dec. 4. His 7.8 rebounds per game ranks fourth among all A-10 players.

ADAMS' ADDITIONAL MINUTES

- Redshirt freshman **Quadry Adams** has made the most of added playing time during the absence of Kyle Lofton from the starting lineup. Adams has received his first three career starts, averaging 7.3 points and 2.7 rebounds in over 22 minutes per contest. He delivered a career-high 12 points on 6-of-7 shooting Dec. 8 vs. Loyola Maryland.

GETTING DEFENSIVE

- Bonnies opponents have been held to 65 points or less 19 times since the start of last season. St. Bonaventure is 17-2 when holding opponents to 65 points or less during that span.
- St. Bonaventure ranked seventh nationally last year in scoring defense, holding opponents to 61.1 ppg. Opponents shot 38.9% for the year which ranked sixth nationally. Both totals led the A-10.
- By holding Marquette to 54 points Nov. 21, the Bonnies have kept opponents to 59 points or fewer 12 times since the start of the 2020-21 season.
- Bona opponents have shot 40 percent or better in five straight games entering Friday. Prior to that, Bonnies opponents were held under 40 percent in 17 of the previous 26 contests.
- Bona's loss to Northern Iowa Nov. 27 came as a contrast as the Panthers scored a 90-80 victory. It was the first time the Bonnies had allowed 90 or more points in a game since Feb. 14, 2020 vs. Davidson. The 15 3-pointers allowed by the Bonnies also represented the most by an opponent since Davidson had 16 in the 2018 Atlantic 10 Tournament.
- It was only the fourth time the Bonnies have allowed 90+ points in a game since the start of the 2017-18 season and first by a non-conference opponent in regulation since NC State on Dec. 22, 2012.

Bonnies vs. Hokies

Series Record	Virginia Tech leads, 10-6
Mark Schmidt vs. VT	0-2
At Reilly Center	4-3
At VT	1-6
Neutral Sites	Series tied, 1-1

PREVIOUS MEETINGS

11/27/11	A	L	73-64
12/23/10	N	L	76-68 OT
11/22/02	N	W	91-78
2/10/00	H	W	61-54
1/16/99	A	W	54-50
2/11/98	H	L	69-68 OT
1/2/97	A	L	92-80
1/22/96	H	L	65-58
2/6/80	A	L	82-70

SERIES HISTORY

The Bonnies and Hokies have met 16 times previously with Tech owning a 10-6 series advantage. The two schools were Atlantic 10 rivals from 1996-2000, facing off five times during that span with the Hokies owning three wins, though the Bonnies won the final two conference matchups in 1999 and 2000. Bona won a neutral site game, 91-78, in the opening round of the 2002 Paradise Jam in the Virgin Islands.

Virginia Tech captured the last two meetings - a 73-64 win on its home court in 2011 and an overtime triumph, 76-68, in December 2010 on a neutral floor in Rochester. That game continued a trend of barnburners between the Bonnies and Hokies: though their meetings have been few and far between over the years, their games are generally very entertaining: nine of the 16 all-time contests have been decided by single digits.

BONNIES IN PRO ARENAS

St. Bonaventure has had success playing in primetime venues in recent seasons. Last season, the Bonnies defeated Akron in the 2020-21 season opener inside Rocket Mortgage Fieldhouse in Cleveland, home of the Cleveland Cavaliers. In 2019, the Bonnies won over Rutgers in Toronto's Scotiabank Arena as part of the Basketball Hall of Fame Naismith Classic, home of the Toronto Raptors. Last weekend's game vs. UConn was set in the Prudential Center, home of the NHL's New Jersey Devils.

ABOUT VIRGINIA TECH

- Virginia Tech was selected to finish fifth in the ACC Preseason Poll, tallying five first-place votes and 857 total points. Keve Aluma earned a spot on the Preseason All-ACC First Team, finishing second with 16 Player of the Year votes.
- In their last game, the Hokies fell at A-10 member Dayton, 62-57. The team's most notable victory this season was at Maryland, 62-58, in the Big Ten/ACC challenge.
- Virginia Tech finished the 2020-21 season with an overall record of 15-7 and a conference record of 9-4. VT fell to North Carolina in the ACC Tournament quarterfinals, 81-73. The team earned the 10th seed in the South region, where they were defeated by the seventh seed Florida, 75-70, in the round of 64.
- The Hokies return their leading scorer from a year ago and this season in redshirt senior and Second Team All-ACC, Keve Aluma (14.4 ppg). The team's leader in rebounds and assists this season is graduate forward Justyn Mutts (7.5 rbg, 2.9 apg).

TRENDING NUMBERS

- 1 – Osun Osunniyi** leads all active NCAA Division I players who have played at least 30 games with a career blocks per game average of 2.70.
- 2 –** The Bonnies scored back-to-back wins over Power 6 opponents at the Charleston Classic, defeating Clemson and Marquette. It is the first time St. Bonaventure has scored multiple Power 6 wins in the same season since 2017-18 when it defeated Maryland and Syracuse during the regular season before knocking off UCLA in the NCAA Tournament. St. Bonaventure had not defeated Power 6 opponents in back-to-back games since their 1977 NIT championship run.
- 3 – Osun Osunniyi** has three or more blocks in 46 career games.
- 16 –** Bona's 16 bench points in the Dec. 4 win over Buffalo represent the team-high this season and most since scoring 25 in a win last February over GW, their 2020-21 season-high.
- 20 –** The Bonnies had a 20-game winning streak when out-rebounding their opponent snapped in last weekend's loss to UConn. The Bonnies outrebounded the Huskies, 40-37, despite UConn owning a +10 rebounding margin entering the day.
- 22 – Jaren Holmes** has handed out 22 assists in three games serving as the team's point guard in place of Kyle Lofton.
- 53 – Jaren Holmes** has drawn 53 fouls this year, an average of 5.3 per game including a season-high 10 in the Nov. 21 win over Marquette.
- 80 –** Prior to a two-game stretch vs. UNI (Nov. 27) and Coppin State (Dec. 1), the Bonnies had not allowed 80+ points in back-to-back games since three straight Jan. 18-25, 2020. In all three of those games, though, SBU played without Osun Osunniyi due to a concussion. **With Osunniyi in the lineup, the Bonnies had never allowed 80+ in back-to-back games during regulation prior to Nov. 27 and Dec. 1's games.**
- +91 –** St. Bonaventure owns a +91 scoring margin during the second half of games thus far this season. St. Bonaventure has been outscored in the second half just twice: vs. Buffalo (36-33) and vs. UConn (45-36). St. Bonaventure has trailed in every game this season but has still posted an 8-2 record.
- 97.5%– Kyle Lofton** had played in 97.5 percent of Bona's total team minutes through the first seven games this season prior to suffering an ankle injury which has caused him to miss the last three contests.
- 192 – Dominick Welch** enters Friday with 192 career 3-pointers, needing one more to break a tie with Tim Winn, '00, for fourth in school history.
- 240 – Osun Osunniyi** has 240 career blocks, needing four to tie Andrew Nicholson, '12, for second in school history. Last week vs. UConn, he finished his first game this season without a block. **That snapped a 17-game streak with at least one block.**
- 700 – Osun Osunniyi** recently became the 12th player in Bonnies program history to reach 700 career rebounds, now standing 10th in school history.
- 900 – Dominick Welch** surpassed 900 career points vs. UConn Dec. 11. **Jalen Adaway** enters Friday's game needing seven points to reach the 900 total for his career, currently owning 893 career points. Both players are aiming to join **Kyle Lofton** in the 1,000-point club.

SENIOR YEAR, BEST YEAR

- **Jaren Holmes** has been outstanding thus far. The senior from Michigan averages 17.4 points and 7.1 rebounds per contest in addition to 4.9 assists through his first 10 games.
- Taking a new role with Kyle Lofton sidelined due to injury, he scored a season-low eight points Dec. 4 vs. Buffalo, but handed out eight assists, a career-high at the time, and had just one turnover.
- He led the A-10 in 3-point percentage at 44% during the regular season last year.
- He opened the year by scoring in double figures in seven straight games, his longest such streak in a Bonnies uniform. His previous best was six straight as a sophomore in 2019-20. **He currently ranks fifth among all A-10 players in scoring, fifth in assists and sixth in rebounding.**

IRON MAN FIVE 2.0

- One of St. Bonaventure's legendary teams from its rich basketball history is a team Bona fans refer to as the "Iron Man Five." The 1967-68 Bonnies team went an undefeated 22-0 in the regular season and rose to No. 3 in the national rankings behind a starting five that played nearly every second (Bob Lanier, Bill Butler, Jim Satalin, Bill Kalbaugh, John Hayes). The 2020-21 Bonnies starters had a similar "iron man" feel with all averaging over 32 minutes per game. Over 89 percent of St. Bonaventure's season scoring came from its regular starting five, the highest percentage in the nation.

TEAM CAPTAINS

- For the first time in program history, the Bonnies boast five team captains - the returning senior class of **Kyle Lofton, Osun Osunniyi, Dominick Welch, Jaren Holmes** and **Jalen Adaway**. Lofton has been a captain since his freshman season - the only Mark Schmidt player to boast that - while Osunniyi and Holmes are each captains for the second year in a row. Welch and Adaway are captains for the first time.

ALL-STAR TRIO

- When Bonaventure's star senior trio of **Kyle Lofton, Osun Osunniyi** and **Dominick Welch** have all been available for a full game, the Bonnies are 49-13 since Feb. 12, 2019.



LOFTON'S LOFTY NUMBERS

- **Kyle Lofton** is a preseason favorite for Atlantic 10 Player of the Year and national honors, earning recognition as one of the country's best point guards. **He is on the preseason Wooden Award Watch List Top 50 to honor the nation's top collegiate player and the Cousy Award Watch List representing the country's top point guard.**
- He is a back-to-back Atlantic 10 First Team selection, one of five players in school history to achieve that feat.
- **He played 94 percent of possible team minutes** the past three seasons including 96 percent last year. Lofton ranked as the nation's ironman with most minutes per game in 2019-20 and stood third last year.
- His 2.22 assist-to-turnover ratio also stands 14th among all active NCAA Division I players.
- He **averages five assists per game for his career**, a mark that ranks fourth in school history.
- Lofton has handed out seven or more assists on 22 occasions. He has reached at least five assists in 54 career games.
- He is the only member of last year's A-10 First Team to return this season.
- Has started every game played during his career, earning team captain rank before ever playing a collegiate game. Had a 93-game start streak snapped Dec. 4 (ankle). Prior to Dec. 4, the last time the Bonnies played without Lofton was the 2018 NCAA Tournament game vs. Florida (3/15/18), a span of 1,360 days.



'SHOON SWATS

- **Osun Osunniyi** has proven himself to be one of the nation's top shot blockers. **His 240 career blocks stand third among all active Division I players. More impressively, his 2.70 blocks per game rank FIRST among all D-I players (30+ games) as of Dec. 12. Also, his 8.2 rebounds per game over his career stand T-17th nationally among all active Division I players. He has been named to the A-10 All-Defensive Team each of the last three years.**
- Osunniyi finished last season leading the A-10 in blocks per game (2.8), second in rebounding (9.3 rpg) and third in field goal percentage (55.2%). **For the second consecutive year, Osunniyi was the ONLY A-10 player to rank in the top five of each category.**
- His 2020-21 +/- average of +8.1 is the best of any returning player in the A-10 this season - next best were Hyunjung Lee of Davidson (+7.3) and Jacob Gilyard of Richmond (+6.8).
- Last season, Osunniyi became the first player in program history to block 60 shots and hand out 50 assists in the same year despite playing only 21 games.

THE ELDER STATESMEN

- St. Bonaventure is one of the nation's oldest teams this season. Bona's 11 active scholarship players are an average age of 21.1 with four players (Jalen Adaway, Jaren Holmes, Osun Osunniyi, Dominick Welch) 23 years of age and Kyle Lofton 22. Newcomers Linton Brown and Abdoul Karim Coulibaly are also 21, each with multiple seasons of collegiate experience - Coulibaly owning two seasons of previous experience in the ACC with Pitt.

FOR STARTERS

For the second consecutive year, the Bonnies are off to one of the best starts in program history. At 8-2 through 10 games, the program has had a better start just four times in the past 50+ years:

Season	Start	Finish	Postseason
2021-22	8-2	?	?
2020-21	9-1	16-5	NCAA 1st Round (A-10 champs)
1999-00	8-2	21-10	NCAA 1st Round (2nd A-10 East)
1997-98	8-2	17-15	NIT 1st Round (4th A-10 East)
1973-74	8-2	17-9	
1970-71	9-1	21-6	NIT semifinals
1969-70	10-0	25-3	NCAA Final Four
1967-68	10-0	23-2	NCAA 2nd Round

SECOND HALF STRENGTH

- St. Bonaventure has trailed at halftime six times this season, rallying for wins in five of those contests.
- The Bonnies have rallied from double-digit deficits to win three times this season:

Date	Site	Half	Opponent	Largest Deficit	Final
11/14/21	H	26-31	Canisius	11 (17:24 2nd half)	W, 69-60
11/18/21	N	30-33	Boise State	5 (18:14 2nd half)	W, 67-61
11/19/21	N	26-36	Clemson	16 (3:12 1st half)	W, 68-65
11/27/21	H	34-47	UNI	19 (17:39 2nd half)	L, 90-80
				<i>*tied game with 10:30 to play</i>	
12/1/21	H	40-44	Coppin State	12 (2:39 1st half)	W, 93-81
12/8/21	H	38-41	Loyola (MD)	6 (15:11 1st half)	W, 84-71

PRESEASON AWARDS

Bonnies players received a ton of preseason accolades. Here is a list of some prominent preseason recognition:

Kyle Lofton:

Wooden Award Top 50 Watch List (nation's top player)
 Cousy Point Guard of the Year Award Watch List
 Preseason Atlantic 10 First Team
 Blue Ribbon Yearbook Preseason A-10 Player of the Year
 A-10's "top playmaker" as labeled by Lindy's

Osun Osunniyi:

Kareem Abdul-Jabaar Center of the Year Watch List
 No. 25 on ESPN's national "25 best players" list
 Preseason A-10 First Team
 No. 5 on NCAA.com list of nation's top returning shot-blockers
 A-10's "top rebounder" as labeled by Lindy's

Jaren Holmes:

Preseason A-10 Second Team
 Blue Ribbon Yearbook Preseason All-A-10

THE BIG MAN IN THE MIDDLE

- There's little denying the impact senior center **Osun Osunniyi** has on the Bonnies. When he's played 18 minutes or more the past three seasons, the Bonnies are 41-11. Since the start of the 2019-20 season, when Osunniyi plays at least 18 minutes, the Bonnies have been outscored in the paint just 10 times and only twice by double digits. Bona moved to 2-8 in games where Osunniyi plays less than 18 minutes since the '19-20 season when it scored a win over Canisius Nov. 15, 2021 despite Osunniyi being limited to 13 minutes due to injury.

Seven Straight Seasons of 10+ A-10 Wins

St. Bonaventure has scored at least 10 victories in Atlantic 10 play during each of the past seven years, the longest active streak in the conference.

Season	A-10 Record	Finish
2014-15	10-8	T-6
2015-16	14-4	T-1
2016-17	11-7	5
2017-18	14-4	2
2018-19	12-6	4
2019-20	11-7	5
2020-21	11-4	1
TOTALS	83-40 (.675)	

Most Wins By Atlantic 10 Teams, 2015-2021

Includes all games from start of 2015-16 through the end of the 2020-21 season

Team	Wins
1. VCU	131
2. Dayton	126
3. ST. BONAVENTURE	121
Rhode Island	118
5. Davidson	111

KNOW HIS NAME:

OSUN IN THE NATIONAL RANKS

St. Bonaventure senior **Osun Osunniyi** is one of the top players in the nation - and the numbers prove it. His standing in multiple categories among all active Division I players:

Player	Blk/gm (career)
1. Osun Osunniyi	2.70
2. Hayden Koval, Cincinnati	2.58

Player	Total Blocks (career)
1. Hayden Koval, Cincinnati	346
2. Abdul Ado, Cincinnati	263
3. Osun Osunniyi	240
4. Kevin Samuel, FGCU	239
5. KC Ndefo, St. Peter's	232

Player	RPG (career)
1. Norchad Omier, Ark. St.	11.5
--	
T-17. Osun Osunniyi	8.2

Player	FG % (career)
1. Kris Blankston, Norfolk	73.2
2. Paul Atkinson, ND	66.0
--	
22. Osun Osunniyi	59.2

NATIONAL SPOTLIGHT

Week	AP	Coaches
Preseason	#23	#24
Nov. 15	#22	#24
Nov. 22	#16	#16
Nov. 29	RV	#25
Dec. 6	RV	RV
Dec. 13	RV	RV



- When the Bonnies ranked No. 23/24 in the preseason polls, it represented the first national Top 25 ranks for the program since 1971. Prior to that point, national rankings had been common place for St. Bonaventure, which has previously earned national AP rankings in 82 weeks, ranking as high as No. 2 multiple weeks during the 1960-61 season.
- In years since, the Bonnies have received Top 25 votes numerous times, including coming oh-so-close to a national ranking in 2018 when a 12-game winning streak and a 24-6 record pushed the Bonnies to the “first team out” of the rankings with 72 voter’s points at the conclusion of the regular season that year. Bona again received votes in multiple Top 25 polls last season.
- The Bonnies were a trendy preseason favorite among many national college basketball writers. A few other St. Bonaventure rankings to begin the year: Sporting News ranked SBU at No. 20 in its preseason poll (and No. 2 in its mid-major poll). The Athletic ranked the Bonnies No. 1 in their preseason mid-major poll. Blue Ribbon Yearbook placed SBU at No. 24 in its preseason Top 25. The Athletic’s college basketball staff also selected St. Bonaventure as their pick to be the “next NCAA Tournament Cinderella” while NCAA.com’s Andy Wittry boasted the Bonnies to be one of eight “dark horse” selections for a Final Four run.

IMPRESSIVE NON-CONFERENCE SLATE

- St. Bonaventure boasts its most challenging non-conference schedule in decades. **The Bonnies have six teams ranked in last year’s top-90 of the NCAA NET rankings in their non-conference schedule** – UConn (33), Clemson (45), Virginia Tech (51), Boise State (53), Buffalo (86) and Marquette (93).

FRIENDLY COURTS

- While the Bonnies will make a few high-profile trips to neutral courts during non-conference play - three games at the Charleston Classic, Newark, New Jersey’s Prudential Center for the Never Forget Tribute Classic vs. UConn and Charlotte’s Spectrum Center for the Hall of Fame Shootout vs. Virginia Tech - SBU will have just one true road game during non-conference action. St. Bonaventure travels to Boston for a date with Northeastern Dec. 22 in the only true road game of the non-conference schedule, a date that begins three straight road games as the Bonnies open Atlantic 10 play at George Washington and at Dayton over the holidays.

UNDER THE BRIGHT LIGHTS

- Bona’s will be on national TV often this year. St. Bonaventure will play 13 of their 18 conference games in front of a national TV audience. The non-conference slate boasts five more games on ESPN national networks, bringing the total of over-the-air national TV games to 18. Every game not broadcast on a national network will be available either on a regional network, NBC digital streaming platform or ESPN+.

1,000-POINT CLUB

- St. Bonaventure already has one active 1,000-point scorer: senior **Kyle Lofton**, who entered the season ranking 28th in program history with 1,230 career points. Three of his teammates have a chance to join the 1,000-point club this season: **Dominick Welch** started the year at 793 points while **Osun Osunniyi** was at 739 career points. **Jalen Adaway** entered the year with 762 collegiate points counting two seasons at Miami (OH).
- Lofton, Welch and Osunniyi are all part of the program’s top-100 all-time scoring list. **Jaren Holmes** cracked the top-100 in the first game of the season after starting the year ranked No. 101 in Bonnies scoring history.

Led Team in SCORING

Player	'21-22	Career
Jaren Holmes	6	17
Kyle Lofton	5	34
Jalen Adaway	2	7
Dominick Welch		12
Osun Osunniyi		7

Led Team in REBOUNDS

Player	'21-22	Career
Jalen Adaway	4	7
Jaren Holmes	3	11
Osun Osunniyi	3	44
Dominick Welch	2	17
Kyle Lofton		1

Led Team in ASSISTS

Player	'21-22	Career
Kyle Lofton	6	76
Jaren Holmes	5	7
Osun Osunniyi		3
Dominick Welch		2

20+ Point GAMES

Player	'21-22	Career
Kyle Lofton	2	16
Jaren Holmes	2	5
Jalen Adaway	1	4
Dominick Welch		5
Osun Osunniyi		3

30+ Point GAMES

Player	'21-22	Career
Jaren Holmes		1

Double-Figure SCORING

Player	'21-22	Career
Jalen Adaway	9	42
Jaren Holmes	9	39
Kyle Lofton	7	76
Dominick Welch	5	48
Osun Osunniyi	5	38
Abdoul Karim Coulibaly	2	5
Quadry Adams	1	2
Linton Brown	1	1

Double-Figure REBOUNDS

Player	'21-22	Career
Jaren Holmes	3	7
Jalen Adaway	3	4
Osun Osunniyi	2	28
Dominick Welch		7
Kyle Lofton		1

Double-Doubles

Player	'21-22	Career
Jaren Holmes	3	6
Jalen Adaway	3	4
Osun Osunniyi	1	17
Kyle Lofton		4
Dominick Welch		6

BEASTS ON THE BOARDS

- Three Bonnies currently rank among the Atlantic 10's top seven on the conference leaderboard in rebounding: **Jalen Adaway** (7.8 rpg, fourth), **Jaren Holmes** (7.1 rpg, sixth) and **Osun Osunniyi** (7.0 rpg, seventh).
- St. Bonaventure has won the battle of the boards nine times this season. The lone game where the Bonnies lost the rebounding battle came in a Nov. 27 loss vs. Northern Iowa.

POWER IN THE PAINT

- St. Bonaventure rarely has the most size in a matchup, but it almost always finishes with the advantage in the paint. This season, the Bonnies are +98 in paint scoring. Bona has been outscored in the paint just twice this year.
- Last season, the Bonnies finished +170 in paint scoring and were outscored in just five contests.

DOWNTOWN DOM

- **Dominick Welch** entered the year ranking third among all active Atlantic 10 players in career 3-pointers (166), behind only Jacob Gilyard (238) of Richmond and Taylor Funk (201) of Saint Joseph's. Only Funk's 2.18 3-pointers per game ranked above Welch's 2.15/gm, however.
- Since, Welch has moved into a tie for fourth in the program record books. A 37% career 3-point shooter, he ranks 11th in SBU career 3-point percentage.
- **He has at least one 3-pointer in every game this season and in 24 straight games dating back to Jan. 20, 2021.** In the past two seasons, he has failed to make a 3-pointer in just two games. For his entire Bonnies career, there have been just nine games where he has played without hitting at least one trey.
- Labeled by head coach Mark Schmidt as perhaps the best rebounding guard he has ever coached, Welch is more than just a perimeter threat. Recently he surpassed 500 career rebounds, becoming the **first player in school history to hit at least 115 career 3-pointers and haul in 500+ rebounds.**



A STAR ON AND OFF THE COURT

- **Entering the game vs. Virginia Tech, Jaren Holmes is the only Atlantic 10 player to rank in the league's top-six in scoring, rebounding and assists.**
- A back-to-back Atlantic 10 All-Academic Team selection, Holmes is an outstanding student. A Sports Media major with a 3.65 GPA, he took part in a workshop with PolitiFact and co-authored two articles for the nationally known fact-checking organization during the spring 2020 semester. He became the only person to write for PolitiFact and play in an NCAA Tournament this past March. His published article was on the promise of convalescent plasma therapy in the treatment of COVID-19. Further, he is a regular contributor to St. Bonaventure's campus news station, SBU-TV, producing his own news pieces and doing on-air work. Following last season, he was also selected to the National Association of Basketball Coaches (NABC) Honors Court.



NOTEWORTHY QUOTES

"St. Bonaventure is legit, people."

- Seth Davis, CBS/The Athletic (11/21/21)

"The Bonnies have the look of a team that can make a deep March run."

- Andy Katz, NCAA.com (11/22/21)

"Keep an eye on the Bonnies. Mark Schmidt can flat coach."

- Dick Vitale, ESPN (11/19/21)

"Kyle Lofton can fill it up and Osun Osunniyi is one of the top rim protectors in the country. They're not household names, but they might be in a few months."

- Jeremy Woo, SI.com (11/4/21)

"I won't be the only one to pick the Bonnies, I'm sure, but they're more than just old: they're good. Mark Schmidt has a bunch of switchable backcourt pieces, plus a defense that opponents might describe as "miserable."

- Brendan Marks, The Athletic (11/3/21)

"The Bonnies are primed for a big season. They should rule the A-10, but the true measure of this team will come in March. There is the talent and experience necessary to win a game or two in the NCAA Tournament. If that happens, Schmidt won't have too much trouble convincing prospects that Olean is the place to be."

- Michael Bradley, Blue Ribbon Yearbook

WHAT'S A BONNIE?

In their earliest years of athletics, Bona teams were referred to as the "Alleganies," then they derived the name "Brownies."

St. Bonaventure made the decision to change their athletics team names to Bonnies in 1992, moving away from a Brown Indians name used in some fashion dating to 1927.

The Bonnies nickname had been used by fans and media members for decades, however. The term "Bonnies" came to be as a shortcut name of St. Bonaventure without any official starting point.

The Bona Fanatic made its debut as the team mascot in 1996 but only lasted two years. In 1998, a committee was formed to derive a new mascot, and the Bona Wolf was created. "Reilly" The Bona Wolf made its debut on Feb. 16, 1999 against Rhode Island.

Although the mascot and nickname have changed over the years, what has remained the same are the Brown and White colors, the Brown from the Franciscan Friars' habits and the White from their white cords.

The mascot has ties to the Franciscan tradition that friars of the school live upon. Legend has it that St. Francis of Assisi tamed a fierce wolf at Gubbio, Italy. Thus, this new mascot would also help to represent the religious aspect which is so closely related to St. Bonaventure University itself.

2021 CHARLESTON CLASSIC CHAMPIONS

- St. Bonaventure scored its biggest in-season tournament championship crown since the days of Bob Lanier in the 1969 Madison Square Garden Holiday Festival when it recorded three wins in four days to capture the Charleston Classic Championship Nov. 18-21 at TD Arena on the campus of the College of Charleston.
- The Bonnies defeated Boise State (67-61), Clemson (68-65) and Marquette (70-54) to bring home the title. Kyle Lofton was named tournament MVP and Jaren Holmes was selected to the All-Tournament Team.
- St. Bonaventure held Boise State scoreless over the final 3:07 of game time to win the opener. In the semifinals, the Bonnies erased a 16-point first half deficit, roaring back from 14 down with 13:30 to play to storm past Clemson. Bona went on a 21-2 run for their first win over an ACC team since 2017. It was also the Bonnies' largest second half comeback in a victory since rallying from 15 down at halftime in a 70-54 win over VCU Jan. 20, 2021.
- The championship game was a clinic as the Bonnies dominated Marquette. The Bonnies cooled what had been a red-hot 5-0 Golden Eagles squad, fresh off wins over No. 10 Illinois as well as Ole Miss and West Virginia to reach the Charleston finals. Bona led by as many as 27 points during the second half, and held Marquette under 30 points until less than 10 minutes remained in the game.
- By winning the title, St. Bonaventure became just the second non-Power 6 team to win the Charleston Classic championship since the tournament began in 2008 (2020 canceled due to the pandemic). UMass won the title in 2013, but all other past winners reside in power conferences.



A ROSTER UNLIKE ANY OTHER

- St. Bonaventure is one of the nation's veteran-most teams, bringing back five senior starters from last year's NCAA Tournament team. The Bonnies also bring many new faces as not a single player from last year's bench returns for this season. Nine new players join the roster, presenting perhaps the most unique roster composition in the country.

Non-Conference Success

St. Bonaventure has produced a winning non-conference mark in all but two seasons since head coach Mark Schmidt took over the program 15 years ago: his first season of 2007-08 and in 2018-19 when a young, injury-riddled squad went 4-9 but eventually rebounded to reach the Atlantic 10 Championship Game.

Bonnies non-conference records since 2008-09:

Season	Record
2020-21	2-0
2019-20	8-5
2018-19	4-9
2017-18	10-2
2016-17	8-4
2015-16	8-3
2014-15	7-4
2013-14	10-4
2012-13	7-6
2011-12	7-5
2010-11	8-5
2009-10	8-6
2008-09	9-4

Standout Bonnies Numbers

17.5 Mark Schmidt has averaged 17.5 wins per season over his 14 years in charge of the program

23 St. Bonaventure went 12-4 against Quadrant 1-3 opponents last season to rise to No. 23 in the NCAA NET rankings heading into the NCAA Tournament

60.4 The Bonnies entered the NCAA Tournament last year ranked fifth nationally in points allowed per game - 60.4 ppg

89% St. Bonaventure returned 89 percent of its scoring from last year as well as 87 percent of minutes played. Only 19 teams nationwide returned a higher percentage of scoring and just two - UCLA and Purdue - also reached the NCAA Tournament

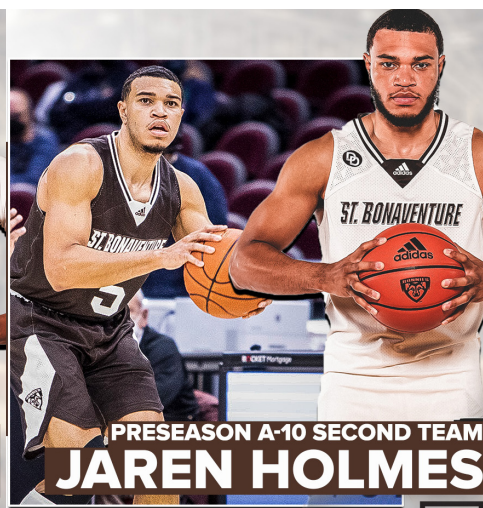
329 Entering this season, St. Bonaventure's starting five boasted a combined 329 career starts (all averaged at least 32 minutes per game in 2020-21)



PRESEASON A-10 FIRST TEAM
KYLE LOFTON



PRESEASON A-10 FIRST TEAM
OSUN OSUNNIYI



PRESEASON A-10 SECOND TEAM
JAREN HOLMES



NEWPORT NEWS, Va. – The St. Bonaventure men’s basketball team was selected as the unanimous favorite to win the 2021-22 Atlantic 10 Championship, conference officials announced at A-10 Media Day Oct. 27.

In addition, a pair of Bonnies were named to the preseason All-Conference First Team as seniors Kyle Lofton and Osun Osunniyi each received the honor. Lofton is a two-time First Team postseason all-conference pick while Osunniyi was the league’s Defensive Player of the Year and tournament Most Outstanding Player as a junior. Senior guard Jaren Holmes was picked to the second team after also being named all-conference last year for the first time in his Bonnies career. Osunniyi also earned a spot on the All-Defensive Team.

The reigning Atlantic 10 regular season and tournament champions, St. Bonaventure is a unanimous preseason conference favorite for the first time in program history and the first A-10 squad to be an unchallenged No. 1 pick in the preseason poll since VCU was in 2014. Rhode Island was just one vote shy of a unanimous selection in 2017-18, when the lone outlying vote went to the second-ranked Bonnies. That season previously stood as the high water mark for the program in a preseason poll during a time when the A-10 was not split into multiple divisions.

The Bonnies claimed all 28 first-place votes for 392 voter’s points, with Richmond second at 359 points. Saint Louis (325), VCU (288) and Dayton (274) round out the top-five. Davidson (260), Rhode Island (231), George Mason (158), UMass (147) and Saint Joseph’s (144) complete the top-10.

Lofton became the fifth player in program history to pick up postseason First Team All-Atlantic 10 honors in back-to-back years when he averaged over 14 points per game while standing third in the league at 5.4 assists per contest last season. He led the league in minutes (38.3 mpg) for the second consecutive year and has played in 94 percent of Bona’s minutes in the past two years.

He is also a member of the Bob Cousy Award Watch List as one of 20 candidates to be named the nation’s top point guard.

Osunniyi is a preseason First Team selection after being honored as the league’s top defensive player and Second Team All-Conference last March. He led the A-10 in blocks per game (2.8) last year while also ranking second in rebounding (9.3 rpg). He anchored the A-10’s top defense, a squad that

ranked seventh in the nation by allowing just over 59 points per game during conference play. For the second consecutive year, he was the only A-10 player to rank among the league’s top-five in blocks, field goal percentage and rebounding.

A nominee for the Karim Abdul-Jabbar Watch List as one of 20 candidates to be named the country’s best center, he has been on the league’s All-Defensive Team following each of his three collegiate seasons.

Holmes enjoyed a breakout season in his second campaign with the Bonnies last year, ranking second on the team at 13.8 points per contest while averaging 5.3 rebounds and shooting over 38 percent from long range.

ATLANTIC
A10
2021-22 PRESEASON POLL

No.	School	Points (1st Place)
1.	ST. BONAVENTURE	392 (28)
2.	Richmond	359
3.	Saint Louis	325
4.	VCU	288
5.	Dayton	274
6.	Davidson	260
7.	Rhode Island	231
8.	George Mason	158
9.	UMass	147
10.	Saint Joseph’s	144
11.	Duquesne	129
12.	La Salle	105
13.	George Washington	96
14.	Fordham	32

HEAD OF THE CLASS

Mark Schmidt is St. Bonaventure's all-time-coaching wins leader. Now in his 15th season, Schmidt entered the year with 245 wins at St. Bonaventure. With win No. 203 on Feb. 17, 2019 when the Bonnies topped George Mason, Schmidt topped Larry Weise's mark of 202 that had stood since 1973.


- **He stands 2nd in conference victories among active A-10 coaches with 129 Atlantic 10 wins** behind only Richmond's Chris Mooney and is sixth all-time.
- Schmidt is the second-longest tenured active A-10 head coach (A-10 seasons only), again behind only Mooney who is in his 16th year with the Spiders.
- Schmidt's win total at St. Bonaventure ranks third among all active A-10 coaches for victories at their current school – only Mooney (288) and Bob McKillop (607) rank higher (numbers entering 2021-22).
- Only one coach in St. Bonaventure men's basketball history led the program for longer than Schmidt's current tenure - Mike Reilly, the namesake for the Reilly Center, guided the program for 15 years between 1928-43. Schmidt ties that mark this season.

ST. BONAVENTURE WINS CHART

Coach	Wins	Seasons
Mark Schmidt	253	15 (2007-Pres.)
Larry Weise	202	12 (1961-73)
Jim Satalin	156	9 (1973-82)
Eddie Donovan	139	8 (1953-61)
Mike Reilly	133	15 (1928-43)
Jim Baron	132	9 (1992-01)

A-10 CONFERENCE WINS CHART

Coach	Wins	School
1. John Chaney	296	Temple
2. Phil Martelli	218	SJU
3. Gale Catlett	180	WVU
4. Chris Mooney	144	Rich
5. Jim Baron	139	SBU/URI
6. Mark Schmidt	129	SBU



THE LAST TIME...?

- ...Bona scored 90-99 points in a game 12/1/21 vs. Coppin St. (W, 93-81)
- ...Bona scored 100+ points in a game 2/27/18 vs. Davidson (W, 117-113, 30T)
- ...Bona allowed 90-99 points in a game 11/27/21 vs. UNI (L, 90-80)
- ...Bona allowed 100+ points in a game 2/27/18 vs. Davidson (W, 117-113, 30T)
- ...Bona scored 50+ points in a half 12/1/21 vs. Coppin St. (53 in 2nd half)
- ...Bona played an overtime game 1/29/20 at Fordham (W, 62-55)
- ...Bona played a triple overtime game 2/27/18 vs. Davidson (W, 117-113, 30T)
- ...Bona won a game by 20-29 points 11/9/21 vs. Siena, 75-47
- ...Bona lost a game by 20-29 points 3/7/20 at SLU, 72-49
- ...Bona won a game by 40+ points 2/26/21 vs. GW (88-41)
- ...Bona lost a game by 30+ points 12/29/18 at Syracuse (81-48)
- ...Two players scored 20+ points in a game 12/8/21 vs. Loyola (MD) (Adaway, 22; Holmes, 22)
- ...Three players scored 20+ points in a game 11/12/16 vs. St. Francis (J. Adams, 23, D. Gregg 23, M. Mobley 21)
- ...Three players scored 30+ points in a game 2/27/18 vs. Davidson (Adams 34, Mobley 33, Stockard 31)
- ...Player scored 30+ points in a game 1/6/21 vs. Saint Joseph's (Jaren Holmes, 38)
- ...Player scored 40+ points in a game 2/7/18 vs. Saint Louis (Jaylen Adams, 44)
- ... Five double-figure scorers in a game 11/27/21 vs. UNI (Lofton, 21, Welch 20, Holmes, 15, Adaway, 12, Osunniyi, 12)
- ... Six double-figure scorers in a game 12/18/19 vs Niagara (Welch 17, Vasquez 14, Osunniyi 13, Lofton 12, Ikpeze 11, Winston 10)
- ...Player had 10+ assists in a game 2/26/21 vs. GW (Kyle Lofton, 10)
- ...Player had 15+ rebounds in a game 12/1/21 vs. Coppin St. (Jalen Adaway, 16)
- ...Player had 5+ steals in a game 2/6/21 at SLU (Kyle Lofton, 5)
- ...Player had 5+ blocks in a game 11/9/21 vs. Siena (Osun Osunniyi, 7)
- ...Player had 6 or more 3-pointers in a game 11/27/21 vs. UNI (Dominick Welch, 6)
- ...Player had 20 points & 20 rebounds in a game 2/11/12 vs. Duquesne (Andrew Nicholson, 21 & 23)



IN MEMORIAM

- St. Bonaventure is wearing a "DD" patch on its jerseys this season to represent the initials of the late Dr. Dennis DePerro. The 21st President of St. Bonaventure University, DePerro passed away March 1, 2021 following a battle with COVID-19. The Bonnies immediately added the patch to their jerseys following DePerro's passing last season and also placed the DD initials to the inside of their 2021 Atlantic 10 championship rings after dedicating the title run to DePerro and his family.

2021-22 ST. BONAVENTURE SPECIALTY STATISTICS

Opponent	In The Paint	Off Turnovers	2nd Chance	Fastbreak	Bench
SIENA	44 (+30)	22 (+15)	16 (+7)	8 (+3)	15 (-1)
CANISIUS	36 (+8)	18 (+10)	6 (-7)	22 (+14)	7 (-3)
Boise State	26 (+8)	7 (even)	9 (even)	7 (+5)	7 (+1)
Clemson	14 (-10)	9 (-2)	7 (+5)	5 (-2)	0 (-3)
Marquette	50 (+32)	28 (+17)	9 (-1)	12 (+8)	4 (-17)
NORTHERN IOWA	26 (-4)	12 (+3)	6 (-4)	15 (+11)	0 (-15)
COPPIN STATE	44 (+14)	14 (+1)	20 (+6)	7 (-1)	14 (+3)
BUFFALO	34 (even)	8 (+1)	10 (+3)	6 (+1)	16 (+5)
LOYOLA (MD)	46 (+12)	20 (+6)	9 (+1)	12 (+5)	4 (-18)
UConn	34 (+8)	4 (-10)	13 (+5)	3 (-7)	2 (-20)

2021-22 ST. BONAVENTURE START CHART

OPPONENT	G	G	G	F	C	RECORD
SIENA	Lofton	Holmes	Brown	Welch	Osunniyi	1-0
CANISIUS	Lofton	Holmes	Welch	Adaway	Osunniyi	1-0
Boise State	Lofton	Holmes	Welch	Adaway	Osunniyi	2-0
Clemson	Lofton	Holmes	Welch	Adaway	Osunniyi	3-0
Marquette	Lofton	Holmes	Welch	Adaway	Osunniyi	4-0
NORTHERN IOWA	Lofton	Holmes	Welch	Adaway	Osunniyi	4-1
COPPIN STATE	Lofton	Holmes	Welch	Adaway	Osunniyi	5-1
BUFFALO	Holmes	Adams	Welch	Adaway	Osunniyi	1-0
LOYOLA (MD)	Holmes	Adams	Welch	Adaway	Osunniyi	2-0
UConn	Holmes	Adams	Welch	Adaway	Osunniyi	2-1

Noteworthy Numbers

- 4** Four Bonnies averaged in double-figure scoring during A-10 play last year: **Jaren Holmes** (14.4 ppg), **Kyle Lofton** (14.2), **Jalen Adaway** (12.7) and **Dominick Welch** (10.7).
- 5** St. Bonaventure returns five players from last year's A-10 champs - the entire starting five. The Bonnies are one of just two NCAA Tournament teams from last year to return the entire primary starting five (UCLA).

Small School, Huge Heart: Size Is Not Barrier To Success

St. Bonaventure has proven over many years that a small enrollment is not an obstacle to basketball success. St. Bonaventure is one of the 10 smallest NCAA Division I schools by enrollment. Bonnies fans are well-known for their passion. In a region (city of Olean and village of Allegany) that has just over 15,000 people, St. Bonaventure has sold over 2,800 season tickets for the 2021-22 season. On average, when school is in session, at least half of the student body (1,840) attends games. In 2019-20 attendance at the Reilly Center averaged 4,359 fans.

2021-22 BONAVENTURE TRENDS

At Home	5-1
On The Road	0-0
Neutral Site	3-1

HALFTIME/LEADS/OVERTIME

Leading at the half	3-0
Tied at half	0-0
Trailing at half	5-2
Games decided by 5 pts or less	2-0
Games decided by 6-10 points	2-2
Games decided by 10+ points	4-0
Overtime games	0-0

OFFENSE

Scoring 80 points or more	1-1
Scoring 70-79 points	3-0
Shooting 40% or better	8-1
Shooting less than 40%	0-0
Opponent shooting 40% or better	5-2
Opponent shooting less than 40%	4-0
SBU player scoring 20+ points	3-1
Three+ SBU players in double digits	8-2

DEFENSE

Outrebounding opponent	8-1
Outrebounded by opponent	0-1
Even rebounding	0-0
SBU player with 10+ rebounds	5-1
Bonnies recording 10+ steals	1-0
Bonnies recording 5+ blocks	3-0

TURNOVERS/FOULS

More turnovers than opponent	3-1
Fewer turnovers than opponent	5-0
Even turnovers	1-0
More fouls than opponent	1-2
Fewer fouls than opponent	7-0
Even fouls	0-0

MISCELLANEOUS STATS

Afternoon Game	3-2
Night Game	5-0

DAY

Sunday	2-0
Monday	0-0
Tuesday	1-0
Wednesday	2-0
Thursday	1-0
Friday	1-0
Saturday	1-2

JERSEY

Wearing White	2-1
Wearing Brown	3-1
Wearing Gray	3-0



ST. BONAVENTURE PROGRAM NOTES



BONNIES BRILLIANCE

- St. Bonaventure has created an Atlantic 10 power under head coach Mark Schmidt. When the Bonnies captured both the regular season and tournament championships in 2021, it marked a continuation of A-10 prominence for the program
- The Bonnies are the only Atlantic 10 team to win double-digit conference games in seven straight seasons, dating to 2014-15
- Bona's 83 victories in conference play in the last seven years rank second only to Dayton among all A-10 squads
- The Bonnies have won at least 18 games every year since 2013-14 with one exception - last season when the team was limited to 21 games by the pandemic, but finished 16-5 (.761 win pct)
- The current "golden era" of Bonnies basketball could point to 2011-12 as the beginning of the St. Bonaventure basketball renaissance when the program won 20 games and the 2012 Atlantic 10 Championship, the first in program history. Since that time, the Bonnies have a .620 winning percentage from '11-12 through '20-21
- Schmidt's teams have averaged 17.5 wins per season over his 14 years in charge of the program



HEAD OF THE PACK

- The Bonnies have finished in the top-five of the A-10's final regular season standings in each of the past six seasons
- Entering this year, the Bonnies had 121 overall wins since the start of the 2015-16 season, ranking third among all A-10 programs

ATLANTIC 10 ACES

In the past seven seasons, St. Bonaventure is the only Atlantic 10 team to reach at least 10 victories during conference play each year.

School	Record	Win Pct.
1. Dayton	90-33	.731
2. VCU	83-39	.680
St. Bonaventure	83-40	.675
4. Davidson	76-43	.639
5. Rhode Island	80-47	.630



ST. BONAVENTURE

Bonnies In The Pros

St. Bonaventure has turned out 25 professional players during the Mark Schmidt Era. A few of the current standouts and where they are currently playing around the world:

Amadi Ikpeze '20	Spain
LaDarren Griffin '19	Sweden
Courtney Stockard '19	Germany
Jaylen Adams '18 **	Australia
Matt Mobley '18	Spain

Denzel Gregg '16	Bosnia
Andell Cumberbatch '15	France
Youssou Ndoye '15	France
Demitrius Conger '13	Turkey
Andrew Nicholson '12 **	Korea

Andrew Nicholson was drafted 19th overall by the Orlando Magic in the 2012 NBA Draft while Jaylen Adams has played with the Atlanta Hawks, Portland Trailblazers and Milwaukee Bucks.

** - Atlantic 10 Player of the Year


BONNIES BASKETBALL QUICK FACTS

- The program has registered 67 winning seasons, 45 1,000-point scorers and 33 players drafted by the NBA
- **Recent accomplishments: 2020-21 Atlantic 10 regular season & tournament champions, No. 9 seed in the NCAA Tournament // 2019 A-10 Championship Game, tournament runner-up // 2018 NCAA at-large berth & First Four win over UCLA // 2016 A-10 regular season co-champions and No. 1 overall seed in NIT // .650 winning percentage 2015-16 through 2020-21**
- In all, **St. Bonaventure has recorded 16 seasons of 20+ wins** and 25 national post-season appearances
- St. Bonaventure has been to the NCAA Tournament eight times – including the 1970 Final Four – and the NIT 16 times – highlighted by a 1977 national championship
- The Bonnies became a national powerhouse during the 1950s, posting a .686 winning percentage during the decade – ranking 17th in the nation over that period
- The program only grew in prominence – a .724 winning percentage during the 1960s ranked 12th nationally while the team rose as high as No. 2 in the national Top 25 multiple times
- The program had a .600 winning percentage or better in the 1920s, 30s, 40s, 50s, 60s and 70s
- The Bonnies are in another "golden era" under head coach Mark Schmidt – **the program had a .599 winning percentage during the 2010s and their average of 19 wins per year is the highest of any decade in program history**
- **St. Bonaventure is one of 38 schools to both reach a Final Four and win an NIT championship**
- St. Bonaventure's 99-game home winning streak at the Olean Armory from 1948-61 is the second-longest home court win streak in NCAA Division I history behind only Kentucky's 129 from

2021-22 ST. BONAVENTURE MEN'S BASKETBALL GAME NOTES • VS. VIRGINIA TECH • DECEMBER 17, 2021

WWW.GOBONNIES.COM • @GOBONNIES • @BONNIESMBB • #UNFURL

HEAD COACH **MARK SCHMIDT**



TWO-TIME ATLANTIC 10 COACH OF THE YEAR (2021 & 2016)
COACH OF 2021 REGULAR SEASON CHAMPIONS & TOURNAMENT CHAMPIONS
2016 A-10 REGULAR SEASON CO-CHAMPIONS
2012 A-10 TOURNAMENT CHAMPIONS
2019 A-10 TOURNAMENT RUNNERS-UP
THREE NCAA TOURNAMENTS (2012, 2018, 2021), 2016 NIT

- The St. Bonaventure men's basketball program has reached unforeseen heights under head coach Mark Schmidt, who has now completed 14 seasons in charge of the program. St. Bonaventure's all-time wins leader, Schmidt has keyed the return of the Bonnies to national prominence and as one of the Atlantic 10's finest.

YEAR-BY-YEAR **RECORD**

AT ROBERT MORRIS

YEAR.....	RECORD.....	CONF.
'01-02:.....	12-18.....	11-9 (6th)
'02-03:.....	10-17.....	7-11 (8th)
'03-04:.....	14-15.....	10-8 (4th)
'04-05:.....	14-15.....	11-7 (3rd)
'05-06:.....	15-14.....	10-8 (5th)
'06-07:.....	17-11.....	9-9 (4th)
6 SEASONS	82-90.....	58-52

AT ST. BONAVENTURE

YEAR.....	RECORD.....	A-10
2007-08.....	8-22.....	2-14 (14th)
2008-09.....	15-15.....	6-10 (11th)
2009-10.....	15-16.....	7-9 (T-8th)
2010-11.....	16-15.....	8-8 (7th)
2011-12.....	20-12.....	10-6 (4th)
2012-13.....	14-15.....	7-9 (9th)
2013-14.....	18-15.....	6-10 (9th)
2014-15.....	18-13.....	10-8 (T-6th)
2015-16.....	22-9.....	14-4 (T-1st)
2016-17.....	20-12.....	11-7 (5th)
2017-18.....	26-8.....	14-4 (2nd)
2018-19.....	18-16.....	12-6 (4th)
2019-20.....	19-12.....	11-7 (5th)
2020-21.....	16-5.....	11-4 (1st)
14 SEASONS. 245-185.....	129-106	

CAREER **OVERVIEW**

1989-91 ASST. COACH, ST. MICHAEL'S

1991-93 ASST. COACH, PENN STATE

- NIT(1992)

1993-94 ASST. COACH, LOYOLA (MD.)

- NCAA Tournament (1994)

1994-01 ASST. COACH, XAVIER UNIV.

- NCAA (1995, 1997, 1998, 2000)
- NIT (1999, 2000)
- Atlantic 10 West Champ. (1997, 1998)
- Atlantic 10 Tournament Champ. (1998)

2001-07 HEAD COACH ROBERT MORRIS UNIVERSITY

2007-PRES. HEAD COACH ST. BONAVENTURE UNIVERSITY

- 2x. Atlantic 10 Tournament Champions (2012, 2021)
- 2018 NCAA Tournament (beat UCLA), set school record with 26 wins
- Atlantic 10 regular season co-champions, NIT first round (2016)
- Atlantic 10 Tournament semifinals (2014)
- Atlantic 10 Tournament Championship Game (2019)

- Though the 2019-20 season was cut short due to COVID-19, Schmidt's Bonnies continued their streak of rising to the top of the A-10 with their sixth consecutive season of double-digit conference wins, the longest active streak among all Atlantic 10 programs. SBU scored 19 victories overall, the seventh year in a row of 18 or more wins, and finished fifth in the A-10 regular season standings - the fifth straight year the program has finished in the league's top five. At the end of the season, sophomore point guard Kyle Lofton gave the program five straight years with a First Team All-Conference selection.
- A young Bonnies squad in 2018-19 represented one of Schmidt's finest coaching jobs as he guided a freshman-laden team to a 12-6 A-10 record and a spot in the Atlantic 10 Championship Game. It marked the fifth straight year of double digit conference wins, a program first. Senior Courtney Stockard's all-conference selection gave SBU four straight seasons of landing players on the A-10 First Team while both Kyle Lofton and Osun Osunniyi earned All-Rookie Team picks with Osunniyi also landing on the All-Defensive Team. Along the way, Schmidt captured history. On Feb. 17, 2019, he became the winningest coach in program history as he passed the legendary Larry Weise with his 203rd victory as Bonnies head coach.
- With the All-Conference backcourt of Jaylen Adams and Matt Mobley leading the way, 2017-18 was the most successful year of Schmidt's tenure. The Bonnies went 26-8, setting a school record for wins in a season (the prior mark of 25 had stood since the Final Four season of 1969-70) and reached the NCAA Tournament. There, they beat UCLA in the First Four in Dayton, Ohio, for the program's first NCAA win since that same 1969-70 season. The Bonnies went 14-4 in the Atlantic 10 to finish second, their fourth straight year with double-digit conference victories. Perhaps the most remarkable achievement of the season were the 13 straight wins to end the regular season. Both Adams and Mobley were selected to the All-Conference First Team as well as the NABC All-District Team. Junior forward LaDarren Griffin was named co-winner of the A-10's Chris Daniels Award for Most Improved Player.



“ Mark Schmidt is easily one of the most underrated coaches in the country, leading St. Bonaventure to the top of the A-10.



ANDY KATZ
NCAA.COM CORRESPONDENT

HOME SWEET HOME



BONNIES HOME SUCCESS

- 41-10 at home (.804) in Atlantic 10 play since 2015-16
- 102-36 record at home (.739) the past nine seasons
- 139-59 record at home under head coach Mark Schmidt
- 492-218 record at home all-time
- St. Bonaventure went 13-1 at home during the NCAA Tournament season of 2017-18 and 8-1 during the 2020-21 Atlantic 10 championship season

ONE OF THE NATION'S TOP VENUES

- “The Reilly Center has enjoyed multiple stretches as one of the game’s most hostile venues. Fans arrive early and don’t wait until tipoff to start cheering. In good years, you don’t want to play at the Reilly Center ... this is one of America’s more underrated venues.” - ESPN.com
- In 2016, ESPN selected The RC as the most difficult place for opponents to play in the Atlantic 10 and one of the top 10 such venues in the nation thanks to its often raucous crowds and tremendous college basketball atmosphere

BIG RC WINS

Feb. 21, 1969 - SBU 97, Seton Hall 67

In 1969, Bob Lanier was stepping on every college team that dared cross his path. Not only did he already hold the Reilly Center record for rebounds in a game with 27, but against Seton Hall Lanier scored a school and RC record 51 points.

Dec. 21, 1969 - SBU 77, Duquesne 58

The largest crowd ever to witness a game at the Reilly Center saw the Bonnies defeat Duquesne, 77-58. The standing room only crowd of 6,291 flooded the aisles and any available spots on the floor.

Feb. 4, 1995 - SBU 69, Rhode Island 66

The Bonnies scored the 1,000th win in St. Bonaventure history.

March 16, 1995 - SBU 75, So. Miss 70

St. Bonaventure played its first-ever home postseason game during the 1995 NIT when they hosted Southern Mississippi in round one. More than 6,000 fans watched as the Bonnies prevailed.

1997-98 Ranked Wins

During the 1997-98 season, St. Bonaventure defeated three Top 20 teams at The RC. Thirteenth-ranked Xavier (80-77), 20th-ranked Rhode Island (86-81) and 20th-ranked Massachusetts (72-70, 2OT) fell, much to the delight of the Bona faithful.

Jan. 15, 2000 - SBU 57, #13 Temple 56

In a game many fans described as the best they had ever seen in The RC, J.R. Bremer’s three-pointer with 2.8 seconds left gave the Bonnies a 57-56 win over 13th-ranked Temple.

Jan. 29, 2014 - SBU 78, #19 UMass 65

Charlon Kloof scored 14 points as the Bonnies registered their first Top 25 win since 2000.

Feb. 7, 2015 - SBU 73, #18 VCU 71

Marcus Posley played the hero on Feb. 7, 2015, when he drove and scored on an off-balance shot as time expired to give St. Bonaventure a 73-71 win over No. 18 VCU.

Feb. 16, 2017 - SBU 77, #14 Rhode Island 74

St. Bonaventure ended what was the nation’s active longest winning streak when the Bonnies beat No. 14/16 Rhode Island live before a Friday night national TV audience on ESPN2.

Dec. 7, 2019 - SBU 73, Hofstra 45

With the 1970 Final Four team in attendance as well as the program’s All-Time Team, Bona dominated the Pride.



KYLE LOFTON 0

Senior | Guard | 6-3 / 185
 Hillside, N.J. | Union Catholic / Putnam Science Academy

GAME-BY-GAME

Opponent	Date	GS	MIN	Total		3-Pointers		Free throws		Rebounds				PF	A	TO	BLK	STL	PTS	AVG	
				FG-FGA	PCT	3FG-3FGA	PCT	FT-FTA	PCT	OFF	DEF	TOT	AVG								
Siena	11/09/2021	*	38:25	7-14	.500	0-2	.000	3-4	.750	1	5	6	6.0	1	6	1	0	1	17	17.0	
Canisius	11/14/2021	*	39:48	4-15	.267	1-6	.167	8-9	.889	0	5	5	5.5	3	4	2	0	2	17	17.0	
vs Boise St.	11/18/2021	*	39:40	6-14	.429	0-3	.000	5-6	.833	0	1	1	4.0	4	7	4	0	0	17	17.0	
vs Clemson	11/19/2021	*	40:00	7-16	.438	4-5	.800	4-4	1.000	0	4	4	4.0	2	4	2	0	1	22	18.3	
vs Marquette	11/21/2021	*	35:46	5-10	.500	0-4	.000	2-2	1.000	0	3	3	3.8	3	4	3	0	2	12	17.0	
UNI	11/27/2021	*	40:00	4-11	.364	3-6	.500	10-11	.909	0	2	2	3.5	1	7	2	0	4	21	17.7	
Coppin St.	12/01/2021	*	39:08	3-8	.375	2-5	.400	8-8	1.000	1	5	6	3.9	1	9	1	0	1	16	17.4	
Totals			7	272:47	36-88	.409	10-31	.323	40-44	.909	2	25	27	3.9	15	41	15	0	11	122	17.4

2021-22 SEASON / CAREER HIGHS

MINUTES

Season 40, 2x. last vs. UNI (11/27/21)
 Career 50, 2x (at Vermont, vs. Dayton)

POINTS

Season 22 vs. Clemson (11/19/21)
 Career 32, 2x. last at Buffalo (12/30/19)

REBOUNDS

Season 6, 2x. last vs. Coppin St. (12/1/21)
 Career 10 vs. SLU (3/6/21)

FIELD GOALS

Season 7, 2x. last vs. Clemson (11/19/21)
 Career 15 at Buffalo (12/30/19)

3-POINT FIELD GOALS

Season 4 vs. Clemson (11/19/21)
 Career 7 vs. Mason (2/17/19)

FREE THROWS

Season 10 vs. UNI (11/27/21)
 Career 12 vs. Duquesne (1/15/21)

ASSISTS

Season 9 vs. Coppin St. (12/1/21)
 Career 11, 4x. last vs. SJU (1/6/21)

STEALS

Season 4 vs. UNI (11/27/21)
 Career 5 at Saint Louis (2/6/21)

BLOCKS

Season
 Career 1, 8x.

MISCELLANEOUS

2021-22 in Double Figures 7
 Career in Double Figures 76

TOP 5 SCORING PERFORMANCES

- 32 points at Buffalo (12/30/19)
32 points vs. Mason (2/17/19)
- 28 points vs. Duquesne (1/15/21)
- 24 points at Duquesne (2/6/19)
- 23 points, 4x. last vs. VCU (3/14/21)

Player Averages

Games Played	Minutes/game	Points/game	FG Pct	3FG Pct	FT Pct	Rebounds/game	Assists/game	Turnovers/game	Assist/Turnover ratio	Steals/game	Blocks/game
7	39.0	17.4	40.9	32.3	90.9	3.9	5.9	2.1	2.7	1.6	0.0

HONORS

Wooden Award & Bob Cousy Award Watch List - 2021-22

- Charleston Classic MVP - 2021
- Atlantic 10 All-Tournament Team - 2019, 2021
- Atlantic 10 All-Conference First Team - 2019-20, 2020-21
- NABC All-District First Team - 2019-20, 2020-21
- Atlantic 10 All-Rookie Team - 2018-19
- Atlantic 10 Rookie of the Week - Feb. 18, 2019; Jan. 28, 2019
- Boca Beach Classic All-Tournament Team - 2019

SBU CAREER ASSISTS LEADERBOARD


Player	AST	APG	SEASONS
1. Marques Green	657	5.9	2000-04
2. Shandue McNeill	616	5.4	1993-97
3. Jaylen Adams	590	5.8	2014-18
4. Glenn Hagan	486	4.7	1974-78
5. Kyle Lofton	469	5.0	2018-Pres.

SBU CAREER POINTS LEADERBOARD

Player	PTS	PPG	SEASONS
20. Glenn Hagan	1,396	13.4	1974-78
21. Delmar Harrod	1,378	12.9	1976-80
22. Barry Mungar	1,361	12.2	1982-86
23. Kyle Lofton	1,352	14.5	2018-Pres.
24. George Carter	1,322	19.4	1964-67

CAREER STATS

SEASON	TEAM	GP-GS	MIN/AVG	Field Goals		3-Point		F-Throws		Rebounds				Scoring						
				FG-FGA	FG%	3FG-3FGA	3FG%	FT-FTA	FT%	OFF	DEF	TOT	AVG	PF-FO	A	TO	BLK	STL	PTS	AVG
2018-19	SBU	34-34	1272/37.4	177-401	.441	38-115	.330	98-117	.838	30	55	85	2.5	72-1	127	64	2	48	490	14.4
2019-20	SBU	31-31	1191/38.4	159-377	.422	37-110	.336	83-103	.806	19	62	81	2.6	60-1	186	80	4	44	438	14.1
2020-21	SBU	21-21	806/38.4	103-249	.414	18-75	.240	78-96	.813	14	60	74	3.5	48-0	115	52	2	29	302	14.4
2021-22	SBU	7-7	273/39.0	36-88	.409	10-31	.323	40-44	.909	2	25	27	3.9	15-0	41	15	0	11	122	17.4
TOTAL		93-93	3543/38.1	475-1115	.426	103-331	.311	299-360	.831	65	202	267	2.9	195-2	469	211	8	132	1352	14.5



DOMINICK WELCH 1

Senior | Guard | 6-5 / 205
Buffalo, N.Y. | Cheektowaga / Spire Academy

GAME-BY-GAME

Opponent	Date	GS	MIN	Total		3-Pointers		Free throws		Rebounds				PF	A	TO	BLK	STL	PTS	AVG	
				FG-FGA	PCT	3FG-3FGA	PCT	FT-FTA	PCT	OFF	DEF	TOT	AVG								
Siena	11/09/2021	*	32:39	4-12	.333	2-7	.286	1-2	.500	3	4	7	7.0	3	1	1	0	2	11	11.0	
Canisius	11/14/2021	*	37:18	2-5	.400	1-4	.250	2-2	1.000	3	2	5	6.0	2	2	2	3	1	7	9.0	
vs Boise St.	11/18/2021	*	37:29	4-12	.333	2-9	.222	2-2	1.000	1	6	7	6.3	2	0	2	1	0	12	10.0	
vs Clemson	11/19/2021	*	37:06	3-6	.500	3-6	.500	0-0	.000	0	4	4	5.8	2	1	2	1	0	9	9.8	
vs Marquette	11/21/2021	*	26:32	2-7	.286	1-5	.200	0-0	.000	0	4	4	5.4	3	3	1	1	4	5	8.8	
UNI	11/27/2021	*	37:12	7-14	.500	6-13	.462	0-0	.000	1	6	7	5.7	2	1	1	0	1	20	10.7	
Coppin St.	12/01/2021	*	23:39	3-11	.273	3-10	.300	0-0	.000	2	2	4	5.4	4	1	1	0	1	9	10.4	
Buffalo	12/04/2021	*	40:00	2-8	.250	2-7	.286	2-2	1.000	1	8	9	5.9	4	2	5	2	0	8	10.1	
Loyola Maryland	12/08/2021	*	40:00	6-13	.462	4-10	.400	0-0	.000	1	2	3	5.6	0	7	1	1	4	16	10.8	
vs UConn	12/11/2021	*	39:25	5-11	.455	2-5	.400	3-3	1.000	1	6	7	5.7	5	2	1	1	0	15	11.2	
Totals			10	351:20	388	.384	26-76	.342	10-11	.909	13	44	57	5.7	27	20	17	10	13	112	11.2

2021-22 SEASON / CAREER HIGHS

MINUTES

Season 40 vs. Loyola (MD) (12/8/21)
Career 45 vs. Dayton (1/19/19)

POINTS

Season 20 vs. UNI (11/27/21)
Career 22, 2x. last vs. Mason (1/30/21)

REBOUNDS

Season 9 vs. Buffalo (12/4/21)
Career 14, 3x. last at Fordham (1/13/21)

FIELD GOALS

Season 7 vs. UNI (11/27/21)
Career 9 vs. Mason (1/30/21)

3-POINT FIELD GOALS

Season 6 vs. UNI (11/27/21)
Career 6, 2x. last vs. UNI (11/27/21)

FREE THROWS

Season 3 vs. UConn (12/11/21)
Career 6, 2x. last vs. Mason (2/1/20)

ASSISTS

Season 7 vs. Loyola (MD) (12/8/21)
Career 7, 2x.

STEALS

Season 4, 2x. last vs. Loyola (MD) (12/8/21)
Career Same

BLOCKS

Season 3 vs. Canisius (11/14/21)
Career 3, 3x. last vs. Canisius (11/14/21)

MISCELLANEOUS

2021-22 in Double Figures 5
Career in Double Figures 48
2021-22 Double-Doubles 0
Career Double-Doubles 6

TOP 5 SCORING PERFORMANCES

- 22 points vs. Mason (1/30/21)
22 points at Fordham (1/29/20)
- 21 points at Siena (11/12/19)
- 20 points vs. UNI (11/27/21)
20 points vs. SJU (3/4/20)
20 points vs. Mason (3/15/19)

Player Averages

Games Played	Minutes/game	Points/game	FG Pct	3FG Pct	FT Pct	Rebounds/game	Assists/game	Turnovers/game	Assist/Turnover ratio	Steals/game	Blocks/game
10	35.1	11.2	38.4	34.2	90.9	5.7	2.0	1.7	1.2	1.3	1.0

Led the team and ranked seventh among all A-10 players with 51 three-pointers, shooting over 39 percent from beyond the arc (51-130) as a junior ... hit a team-best 72 three-pointers including at least one in all but three games, ranking fourth in the A-10 as a sophomore ... finished fifth on the team in scoring at 7.5 points per game after fighting a foot injury during freshman season.

High School / Prep

Is the all-time leading scorer in Western New York boys basketball history ... finished his career at Cheektowaga with 2,376 points ... as a senior in 2016-17, he averaged 30.4 points, 12.2 rebounds, 3.4 assists and 3.0 blocks per game ... scored 51 points, a school record, in his final regular season game ... won The Buffalo News' Allen Wilson Award as the top boys basketball player in the Buffalo area in 2017 ... also was named to the first team All-State by USA Today and was a finalist for the New York Mr. Basketball award ... Starred at Spire Institute (Geneva, Ohio) in the 2017-18 school year ... helped lead Spire to a 24-8 record and an at-large berth in the national prep school playoffs, where they beat Hargrave (Va.) Military Academy before falling to eventual runner-up Northfield Mount Hermon (Mass.).

HONORS

Boca Beach Classic All-Tournament Team - 2019

SBU CAREER 3-POINTERS LEADERBOARD

Player	3s	GAMES	SEASONS
1. Marques Green	281	112	2000-04
2. Jaylen Adams	270	110	2014-18
3. J.R. Bremer	223	112	1998-02
4. Dominick Welch	192	87	2018-Pres.
Tim Winn	192	108	1996-00
5. Matt Mobley	191	66	2016-18
7. Chris Matthews	182	61	2008-10

CAREER STATS

SEASON	TEAM	GP-GS	MIN/AVG	Field Goals		3-Point		F-Throws		Rebounds				Scoring						
				FG-FGA	FG%	3FG-3FGA	3FG%	FT-FTA	FT%	OFF	DEF	TOT	AVG	PF-FO	A	TO	BLK	STL	PTS	AVG
2018-19	SBU	25-20	728/29.1	66-170	.388	43-119	.361	12-24	.500	29	81	110	4.4	41-0	34	34	13	15	187	7.5
2019-20	SBU	31-31	1097/35.4	126-315	.400	72-195	.369	43-56	.768	56	158	214	6.9	76-1	65	61	10	35	367	11.8
2020-21	SBU	21-21	718/34.2	85-196	.434	51-130	.392	18-25	.720	33	94	127	6.0	57-2	45	37	6	26	239	11.4
2021-22	SBU	10-10	351/35.1	38-99	.384	26-76	.342	10-11	.909	13	44	57	5.7	27-1	20	17	10	13	112	11.2
TOTAL		87-82	2895/33.3	315-780	.404	192-520	.369	83-116	.716	131	377	508	5.8	201-4	164	149	39	89	905	10.4

2021-22 ST. BONAVENTURE MEN'S BASKETBALL GAME NOTES • VS. VIRGINIA TECH • DECEMBER 17, 2021

WWW.GOBONNIES.COM • @GOBONNIES • @BONNIESMBB • #UNFURL



QUADRY ADAMS

2

R-Freshman | Guard | 6-3 / 190
 Piscataway, N.J. | St. Thomas Aquinas (Wake Forest)

GAME-BY-GAME

Opponent	Date	GS	MIN	Total		3-Pointers		Free throws		Rebounds				PF	A	TO	BLK	STL	PTS	AVG
				FG-FGA	PCT	3FG-3FGA	PCT	FT-FTA	PCT	OFF	DEF	TOT	AVG							
Siena	11/09/2021		24:35	1-3	.333	0-0	.000	1-3	.333	0	2	2	2.0	1	1	0	0	1	3	3.0
Canisius	11/14/2021		05:50	0-1	.000	0-0	.000	0-0	.000	0	1	1	1.5	1	0	1	0	0	1.5	
vs Boise St.	11/18/2021		04:59	0-0	.000	0-0	.000	0-0	.000	0	0	0	1.0	0	0	0	0	0	1.0	
vs Clemson	11/19/2021		01:02	0-0	.000	0-0	.000	0-0	.000	0	0	0	0.8	0	0	0	0	0	0.8	
vs Marquette	11/21/2021		01:45	0-0	.000	0-0	.000	0-0	.000	0	0	0	0.6	2	0	1	0	0	0.6	
Coppin St.	12/01/2021		20:02	2-3	.667	0-0	.000	0-1	.000	1	1	2	0.8	0	1	0	0	0	1.2	
Buffalo	12/04/2021	*	20:11	2-4	.500	0-1	.000	2-2	1.000	0	2	2	1.0	1	0	2	0	1	1.9	
Loyola Maryland	12/08/2021	*	20:09	6-7	.857	0-0	.000	0-3	.000	2	1	3	1.3	0	1	1	0	2	3.1	
vs UConn	12/11/2021	*	26:54	2-7	.286	0-0	.000	0-0	.000	2	1	3	1.4	4	1	1	0	2	3.2	
Totals		3	125:27	13-25	.520	0-1	.000	3-9	.333	5	8	13	1.4	9	4	6	0	6	29	3.2

2021-22 SEASON / CAREER HIGHS

MINUTES

Season 27 vs. UConn (12/11/21)
 Career Same

POINTS

Season 12 vs. Loyola (MD) (12/8/21)
 Career Same

REBOUNDS

Season 3, 2x. last vs. UConn (12/11/21)
 Career Same

FIELD GOALS

Season 6 vs. Loyola (MD) (12/8/21)
 Career Same

3-POINT FIELD GOALS

Season
 Career

FREE THROWS

Season 2 vs. Buffalo (12/4/21)
 Career 3 vs. Delaware St. (11/25/20)

ASSISTS

Season 1, 4x.
 Career 2 vs. Louisville (1/13/21)

STEALS

Season 2, 2x. last vs. UConn (12/11/21)
 Career 2, 4x.

BLOCKS

Season
 Career

MISCELLANEOUS

2021-22 in Double Figures 1
 Career in Double Figures 2

TOP 5 SCORING PERFORMANCES

- 12 points vs. Loyola (MD) (12/8/21)
- 11 points vs. Delaware St. (11/25/20)*
- 6 points vs. Buffalo (12/4/21)
- 4 points vs. Coppin St. (12/1/21)
- 3 points vs. Siena (11/9/21)

*- at Wake Forest

Player Averages

Games Played	Minutes/game	Points/game	FG Pct	3FG Pct	FT Pct	Rebounds/game	Assists/game	Turnovers/game	Assist/Turnover ratio	Steals/game	Blocks/game
9	13.9	3.2	52.0	0.0	33.3	1.4	0.4	0.7	0.7	0.7	0.0

At Wake Forest

Played in nine games as a true freshman ... averaged 2.2 points and 8.2 minutes per game ... shot 50 percent from the floor (8-16) ... saw his playing time increase during his freshman season as 70 percent of his minutes came during Wake's final four games.

High School

Ranked as one of the top 15 players in New Jersey while at St. Thomas Aquinas ... averaged 15.3 points, 4.3 rebounds and 3.0 assists as a junior ... totaled 18.5 ppg, 4.8 rpg, 3.2 apg, 2.7 spg during senior season, leading his team to a 23-5 record, posting 10 20+ point scoring efforts ... scored over 1,200 career points and earned Central Jersey Home News Tribune Player of the Year honors ... selected to attend Stephen Curry's SC30 Select Camp in 2019 ... ranked as the 69th-rated overall point guard in the 2020 recruiting class ... played with Bonnies star Kyle Lofton and the two were teammates in 2017 while at Union Catholic prior to transferring to St. Thomas Aquinas.

CAREER STATS

SEASON	TEAM	GP-GS	MIN/AVG	Field Goals		3-Point		F-Throws		Rebounds				Scoring						
				FG-FGA	FG%	3FG-3FGA	3FG%	FT-FTA	FT%	OFF	DEF	TOT	AVG	PF	FO	A	TO	BLK	STL	PTS
2020-21	Wake	9-0	74/8.2	8-16	.500	0-0	.000	4-8	.500	5	3	8	0.9	11-0	4	3	0	4	20	2.2
2021-22	SBU	9-3	125/13.9	13-25	.520	0-1	.000	3-9	.333	5	8	13	1.4	9-0	4	6	0	6	29	3.2
TOTAL FOR SBU		9-3	125/13.9	13-25	.520	0-1	.000	3-9	.333	5	8	13	1.4	9-0	4	6	0	6	29	3.2
TOTAL		18-3	199/11.1	21-41	.512	0-1	.000	7-17	.412	10	11	21	1.2	20-0	8	9	0	10	49	2.7



JORYAM SAIZONOU

3

Freshman | Guard | 6-3 / 182
 Almere, Netherlands | McCallie (Beckley (WV) Prep)

GAME-BY-GAME

Opponent	Date	GS	MIN	Total		3-Pointers		Free throws		Rebounds				PF	A	TO	BLK	STL	PTS	AVG
				FG-FGA	PCT	3FG-3FGA	PCT	FT-FTA	PCT	OFF	DEF	TOT	AVG							
Siena	11/09/2021		01:35	0-0	.000	0-0	.000	0-0	.000	0	0	0	0.0	0	0	0	0	0	0	0.0
vs Marquette	11/21/2021		01:45	0-0	.000	0-0	.000	0-0	.000	0	1	1	0.5	0	0	1	0	0	0	0.0
Buffalo	12/04/2021		01:29	0-0	.000	0-0	.000	0-0	.000	0	0	0	0.3	2	0	1	0	0	0	0.0
Totals		0	04:49	0-0	.000	0-0	.000	0-0	.000	0	1	1	0.3	2	0	2	0	0	0	0.0

Player Averages

Games Played	Minutes/game	Points/game	FG Pct	3FG Pct	FT Pct	Rebounds/game	Assists/game	Turnovers/game	Assist/Turnover ratio	Steals/game	Blocks/game
3	1.6	0.0	0.0	0.0	0.0	0.3	0.0	0.7	0.0	0.0	0.0

2021-22 SEASON / CAREER HIGHS

MINUTES

Season 1, 3x. last vs. Buffalo (12/4/21)
 Career Same

POINTS

Season
 Career

REBOUNDS

Season 1 vs. Marquette (11/21/21)
 Career Same

FIELD GOALS

Season
 Career

3-POINT FIELD GOALS

Season
 Career

FREE THROWS

Season
 Career

ASSISTS

Season
 Career

STEALS

Season
 Career

BLOCKS

Season
 Career

MISCELLANEOUS

2021-22 in Double Figures 0
 Career in Double Figures 0

TOP 5 SCORING PERFORMANCES

High School / Prep

A native of the Netherlands, he represented his home nation on the Netherlands U-18 team where he averaged nearly seven points per game while adding over three assists per contest in the 2019 FIBA European Championship ... also invited to play at the NBA Basketball Without Borders Europe camp in 2019 ... played prep year at Beckley Prep in West Virginia, posting several outstanding performances against top-level competition, including a 32-point effort against Massanutten Military Academy and 24 vs. Hargrave ... graduated from McCallie High School in Chattanooga, Tenn. ... played soccer for eight years and began playing basketball at age 12 ... at home, there are not high school sports, rather club sports ... started playing at his country's highest level at age 15.

Personal

Son of Maryam Datoobar and Jose Saizonou ... sports management major ... has two siblings: Senami and Mael ... best friends with fellow Netherlands native Anouar Mellouk.

PRONUNCIATION

JORY-um SIGH-zon-OH



LINTON BROWN

4

R-Sophomore

Guard

6-5 / 210

Delray Beach, Fla.

Wellington (Indian River (Fla.))

GAME-BY-GAME

Opponent	Date	GS	MIN	Total		3-Pointers		Free throws		Rebounds				PF	A	TO	BLK	STL	PTS	AVG
				FG-FGA	PCT	3FG-3FGA	PCT	FT-FTA	PCT	OFF	DEF	TOT	AVG							
Siena	11/09/2021	*	17:00	1-2	.500	0-0	.000	4-4	1.000	1	2	3	3.0	0	0	1	0	0	6	6.0
Canisius	11/14/2021		05:24	0-0	.000	0-0	.000	0-0	.000	0	0	0	1.5	1	0	0	0	0	0	3.0
vs Boise St.	11/18/2021		09:17	2-4	.500	1-2	.500	0-0	.000	1	1	2	1.7	1	0	0	0	5	3.7	
vs Clemson	11/19/2021		07:47	0-2	.000	0-1	.000	0-0	.000	0	1	1	1.5	0	0	0	0	0	2.8	
vs Marquette	11/21/2021		15:57	0-4	.000	0-3	.000	2-2	1.000	1	1	2	1.6	0	0	3	0	2	2.6	
UNI	11/27/2021		06:35	0-1	.000	0-1	.000	0-0	.000	0	0	0	1.3	1	0	0	0	0	2.2	
Buffalo	12/04/2021		19:49	3-5	.600	2-4	.500	2-3	.667	0	2	2	1.4	1	1	0	0	10	3.3	
Loyola Maryland	12/08/2021		21:46	1-5	.200	0-4	.000	0-0	.000	1	4	5	1.9	1	1	1	0	2	3.1	
vs UConn	12/11/2021		13:41	0-3	.000	0-2	.000	0-1	.000	0	0	0	1.7	2	0	0	0	0	2.8	
Totals		1	117:15	7-26	.269	3-17	.176	8-10	.800	4	11	15	1.7	7	2	5	0	0	25	2.8

Player Averages

Games Played	Minutes/game	Points/game	FG Pct	3FG Pct	FT Pct	Rebounds/game	Assists/game	Turnovers/game	Assist/Turnover ratio	Steals/game	Blocks/game
9	13.0	2.8	26.9	17.6	80.0	1.7	0.2	0.6	0.4	0.0	0.0

2021-22 SEASON / CAREER HIGHS

MINUTES

Season 21 vs. Loyola (MD) (12/8/21)
Career Same

POINTS

Season 10 vs. Buffalo (12/4/21)
Career Same

REBOUNDS

Season 5 vs. Loyola (MD) (12/8/21)
Career Same

FIELD GOALS

Season 3 vs. Buffalo (12/4/21)
Career Same

3-POINT FIELD GOALS

Season 2 vs. Buffalo (12/4/21)
Career Same

FREE THROWS

Season 4 vs. Siena (11/9/21)
Career Same

ASSISTS

Season 1 vs. Buffalo (12/4/21)
Career Same

STEALS

Season
Career

BLOCKS

Season
Career

MISCELLANEOUS

2021-22 in Double Figures 1
Career in Double Figures 1

TOP 5 SCORING PERFORMANCES

- 10 points vs. Buffalo (12/4/21)
- 6 points vs. Siena (11/9/21)
- 5 points vs. Boise St. (11/18/21)
- 2 points vs. Marquette (11/21/21)

At Indian River State

Earned junior college First Team All-American honors following the 2020-21 season after averaging over 18 points per game while shooting over 51 percent from the floor and better than 48 percent from beyond the 3-point line (73-for-151) during sophomore season ... one of 10 players nationally named to the NJCAA Division I All-America First Team and also earned a spot on the 10-player National Association of Basketball Coaches (NABC) NJCAA Division I All-America squad ... named Region 8 Player of the Year and helped lead Indian River to a top-20 national ranking, a Southern Conference title and an at-large bid to the NJCAA national tournament ... ranked third among all Florida junior college players in scoring as a sophomore, also posting more than five rebounds and 1.5 assists per game ... scored 30 or more points three times in '20-21 ... also named Florida College System Activities Association (FCSAA) All-State, All-Tournament Team and Southern Conference Player of the Year.

High School

Led Wellington High to the state finals and averaged 21 points per game as a senior ... named Sun-Sentinel Palm Beach County Class 9A-7A Player of the Year. transferring to St. Thomas Aquinas ... played wide receiver in Pop Warner football and middle school, stopping in seventh grade.



JAREN HOLMES 5

Senior | Guard | 6-4 / 215
 Romulus, Mich. | Romulus (Ranger CC)

GAME-BY-GAME

Opponent	Date	GS	MIN	Total		3-Pointers		Free throws		Rebounds				PF	A	TO	BLK	STL	PTS	AVG
				FG-FGA	PCT	3FG-3FGA	PCT	FT-FTA	PCT	OFF	DEF	TOT	AVG							
Siena	11/09/2021	*	38:25	6-13	.462	2-4	.500	3-5	.600	1	3	4	4.0	3	1	1	0	1	17	17.0
Canisius	11/14/2021	*	35:04	5-10	.500	0-4	.000	7-11	.636	0	9	9	6.5	3	3	5	0	2	17	17.0
vs Boise St.	11/18/2021	*	38:37	3-9	.333	1-3	.333	7-8	.875	2	8	10	7.7	2	2	0	0	14	16.0	
vs Clemson	11/19/2021	*	38:10	5-13	.385	5-8	.625	4-4	1.000	1	4	5	7.0	1	5	2	2	1	19	16.8
vs Marquette	11/21/2021	*	38:15	5-14	.357	1-4	.250	8-12	.667	3	10	13	8.2	2	4	1	0	1	19	17.2
UNI	11/27/2021	*	40:00	5-15	.333	2-7	.286	3-3	1.000	0	5	5	7.7	3	6	1	0	1	15	16.8
Coppin St.	12/01/2021	*	37:11	10-14	.714	3-5	.600	1-2	.500	2	8	10	8.0	2	6	3	1	2	24	17.9
Buffalo	12/04/2021	*	40:00	3-17	.176	0-2	.000	2-3	.667	0	3	3	7.4	1	8	1	1	1	8	16.6
Loyola Maryland	12/08/2021	*	40:00	9-12	.750	1-3	.333	3-3	1.000	0	4	4	7.0	2	9	2	0	2	22	17.2
vs UConn	12/11/2021	*	40:00	6-14	.429	1-3	.333	6-7	.857	3	5	8	7.1	4	5	5	0	0	19	17.4
Totals			10 385:42	57-131	.435	16-43	.372	44-58	.759	12	59	71	7.1	23	49	21	4	11	174	17.4

2021-22 SEASON / CAREER HIGHS

MINUTES

Season 40, 4x. last vs. vs. UConn (12/11/21)
 Career 40, multiple times

POINTS

Season 24 vs. Coppin St. (12/1/21)
 Career 38 vs. SJU (1/6/21)

REBOUNDS

Season 13 vs. Marquette (11/21/21)
 Career Same

FIELD GOALS

Season 10 vs. Coppin St. (12/1/21)
 Career 14 vs. SJU (1/6/21)

3-POINT FIELD GOALS

Season 5 vs. Clemson (11/19/21)
 Career 8 vs. SJU (1/6/21)

FREE THROWS

Season 8 vs. Marquette (11/21/21)
 Career 8, 2x. last vs. Marquette (11/21/21)

ASSISTS

Season 9 vs. Loyola (MD) (12/8/21)
 Career Same

STEALS

Season 2, 3x.
 Career 3, 2x. last vs. VCU (1/20/21)

BLOCKS

Season 2 vs. Clemson (11/19/21)
 Career 2, 2x. last vs. Clemson (11/19/21)

MISCELLANEOUS

2021-22 in Double Figures 9
 Career in Double Figures 39
 Career Double-Doubles 6

Player Averages

Games Played	Minutes/game	Points/game	FG Pct	3FG Pct	FT Pct	Rebounds/game	Assists/game	Turnovers/game	Assist/Turnover ratio	Steals/game	Blocks/game
10	38.6	17.4	43.5	37.2	75.9	7.1	4.9	2.1	2.3	1.1	0.4

HONORS

Atlantic 10 Preseason Second Team - 2021-22
 Atlantic 10 All-Conference Second Team - 2020-21
 Atlantic 10 Player of the Week - Jan. 11, 2021; Nov. 23, 2021
 Charleston Classic All-Tournament Team - 2021
 Big 4 Player of the Week - Jan. 12, 2021
 NABC Honors Court - 2020-21 (3.65 cumulative GPA following Summer 2021 classes)
 Atlantic 10 All-Academic Team - 2019-20, 2020-21

At St. Bonaventure

Earned Atlantic 10 Second Team All-Conference honors as a junior and was named to the A-10 All-Academic Team for the second year in a row after starting all 21 games while averaging 13.8 points, 5.3 rebounds and 2.0 assists in 33 minutes per game ... started 23 of 24 games played in debut season with the program in 2019-20, averaging 11.9 points, 4.8 rebounds and 2.2 assists in over 31 minutes per game.

At Ranger CC

Helped the Rangers to a berth in the National Junior College Athletic Association Division I championship game ... started all 33 games as a freshman, averaging 12.0 points, 5.0 rebounds, 2.0 assists and 1.2 steals as the Rangers went 31-4 ... made 49 percent of his shot attempts and connected on 43 percent (29-for-67) of 3-point tries ... named to All-Northern Texas Junior College Athletic Conference Second Team under Coach Billy Gillispie.

High School

Averaged 17 points, six rebounds and four assists as he led Romulus High to the Michigan Class A state semifinals ... posted two triple-doubles ... named Third Team All-State ... First Team All-West choice by the Detroit News ... played AAU for the Michigan Warriors.


Son of Gia Holmes ... brother, William, was drafted as a pitcher by the Los Angeles Angels with the 151st pick in the 2018 MLB Draft ... legally changed his last name prior to the start of the 2020-21 season from English to Holmes to reflect his mother's name ... During the spring 2020 semester Holmes took part in a workshop with PolitiFact and co-authored two articles for the nationally known fact-checking organization.

CAREER STATS

SEASON	TEAM	GP-GS	MIN/AVG	Field Goals		3-Point		F-Throws		Rebounds				Scoring						
				FG-FGA	FG%	3FG-3FGA	3FG%	FT-FTA	FT%	OFF	DEF	TOT	AVG	PF-FO	A	TO	BLK	STL	PTS	AVG
2019-20	SBU	24-23	754/31.4	92-203	.453	24-60	.400	78-104	.750	21	93	114	4.8	53-0	52	37	4	14	286	11.9
2020-21	SBU	21-21	692/32.9	108-256	.422	37-97	.381	36-56	.643	29	82	111	5.3	47-0	41	36	2	19	289	13.8
2021-22	SBU	10-10	386/38.6	57-131	.435	16-43	.372	44-58	.759	12	59	71	7.1	23-0	49	21	4	11	174	17.4
TOTAL		55-54	1831/33.3	257-590	.436	77-200	.385	158-218	.725	62	234	296	5.4	123-0	142	94	10	44	749	13.6

2021-22 ST. BONAVENTURE MEN'S BASKETBALL GAME NOTES • VS. VIRGINIA TECH • DECEMBER 17, 2021

WWW.GOBONNIES.COM • @GOBONNIES • @BONNIESMBB • #UNFURL



OLUWASEGUN DUROSINI

10

R-Freshman

Forward/Center

6-9 / 235

Lagos, Nigeria

Virginia Academy (Harcum (Pa.) College)

GAME-BY-GAME

Opponent	Date	GS	MIN	Total		3-Pointers		Free throws		Rebounds				PF	A	TO	BLK	STL	PTS	AVG
				FG-FGA	PCT	3FG-3FGA	PCT	FT-FTA	PCT	OFF	DEF	TOT	AVG							
Siena	11/09/2021		01:35	0-0	.000	0-0	.000	0-0	.000	0	1	1	1.0	0	0	0	0	0	0	0.0
Canisius	11/14/2021		02:20	0-0	.000	0-0	.000	0-0	.000	0	1	1	1.0	1	0	0	0	0	0.0	
vs Marquette	11/21/2021		01:45	0-0	.000	0-0	.000	0-0	.000	0	0	0	0.7	0	0	1	1	0	0.0	
Totals		0	05:40	0-0	.000	0-0	.000	0-0	.000	0	2	2	0.7	1	0	1	1	0	0	0.0

Player Averages

Games Played	Minutes/game	Points/game	FG Pct	3FG Pct	FT Pct	Rebounds/game	Assists/game	Turnovers/game	Assist/Turnover ratio	Steals/game	Blocks/game
3	1.9	0.0	0.0	0.0	0.0	0.7	0.0	0.3	0.0	0.0	0.3

2021-22 SEASON / CAREER HIGHS

MINUTES

Season 2 vs. Canisius (11/14/21)
 Career Same

POINTS

Season
 Career

REBOUNDS

Season 1, 2x.
 Career Same

FIELD GOALS

Season
 Career

3-POINT FIELD GOALS

Season
 Career

FREE THROWS

Season
 Career

ASSISTS

Season
 Career

STEALS


Season
 Career

BLOCKS

Season
 Career

MISCELLANEOUS

2021-22 in Double Figures 0
 Career in Double Figures 0



PRONUNCIATION

Oh-LOO-uh-SHUH-noon
 DURO-sin-me

At Harcum College

Averaged nearly a double-double as a freshman in one semester of junior college (10.0 ppg, 9.9 rpg) after graduating high school early ... swatted four blocks per contest in 23 minutes per game of action ... ranked second in the nation with 78 blocks in only 18 games after joining the team for the second semester ... recorded a triple-double of 19 points, 18 rebounds and 11 blocks in one game ... had at least one block in every game including three or more swats in 12 of 18 contests, hauling in double-digit rebounds eight times ... had efforts of 22, 18 and 17 rebounds ... helped Harcum to a 17-1 record.

High School / Prep

Moved to the United States from his native Nigeria at age 13 ... played for Boo Williams Select Elite Youth Basketball before moving to Virginia Academy ... described as a "future top 100 player in the nation" by coach Chris Rhone ... National Honor Society member who graduated high school early ... favorite NBA player is LeBron James.

Personal

Chose Bonaventure for its small-town atmosphere and history of player development ... favorite NBA players are Kevin Durant and Kobe Bryant.



JUSTIN NDJOCK-TADJORE

11

Freshman | Guard | 6-7 / 190
 Gaitineau, Quebec | Cegep de l'Outaouais Collège

GAME-BY-GAME

Opponent	Date	GS	MIN	Total		3-Pointers		Free throws		Rebounds				PF	A	TO	BLK	STL	PTS	AVG
				FG-FGA	PCT	3FG-3FGA	PCT	FT-FTA	PCT	OFF	DEF	TOT	AVG							
Siena	11/09/2021		07:21	0-1	.000	0-1	.000	0-0	.000	0	1	1	1.0	0	0	0	0	0	0	0.0
vs Marquette	11/21/2021		01:45	0-0	.000	0-0	.000	0-0	.000	0	0	0	0.5	2	0	0	0	0	0.0	
Coppin St.	12/01/2021		02:48	0-1	.000	0-0	.000	0-0	.000	0	0	0	0.3	1	0	0	0	0	0.0	
Totals		0	11:54	0-2	.000	0-1	.000	0-0	.000	0	1	1	0.3	3	0	0	0	0	0	0.0

Player Averages

Games Played	Minutes/game	Points/game	FG Pct	3FG Pct	FT Pct	Rebounds/game	Assists/game	Turnovers/game	Assist/Turnover ratio	Steals/game	Blocks/game
3	4.0	0.0	0.0	0.0	0.0	0.3	0.0	0.0	0.0	0.0	0.0

2021-22 SEASON / CAREER HIGHS

MINUTES

Season 7 vs. Siena (11/9/21)
 Career Same

POINTS

Season
 Career

REBOUNDS

Season 1 vs. Siena (11/9/21)
 Career Same

FIELD GOALS

Season
 Career

3-POINT FIELD GOALS

Season
 Career

FREE THROWS

Season
 Career

ASSISTS

Season
 Career

STEALS

Season
 Career

BLOCKS

Season
 Career

MISCELLANEOUS

2021-22 in Double Figures 0
 Career in Double Figures 0

TOP 5 SCORING PERFORMANCES

PRONUNCIATION

in-JOCK tah-JORE-ay

High School

Described as “Canada’s best-kept secret” by Under Armour Canadian Elite where he played travel ball ... also a RESQ Division All-Star as a prep player at Cegep de l'Outaouais Collège ... hometown is near Ottawa, directly across the Ottawa River, in French-speaking Quebec ... speaks French and English fluently ... played soccer growing up ... favorite pro player is Jayson Tatum and favorite Canadian player is Shai Gilgeous-Alexander ... did not have a senior season of high school or AAU season due to the pandemic and shutdown of sports in Canada.



ABDOUL KARIM COULIBALY

12

R-Sophomore
Bamako, Mali

Forward | 6-9 / 235
Scotland Campus (Pa.) (Pittsburgh)

GAME-BY-GAME

Opponent	Date	GS	MIN	Total		3-Pointers		Free throws		Rebounds				PF	A	TO	BLK	STL	PTS	AVG
				FG-FGA	PCT	3FG-3FGA	PCT	FT-FTA	PCT	OFF	DEF	TOT	AVG							
Siena	11/09/2021		16:28	6-7	.857	0-0	.000	0-1	.000	2	2	4	4.0	3	1	0	1	1	12	12.0
Canisius	11/14/2021		24:28	3-6	.500	0-0	.000	1-2	.500	1	0	1	2.5	4	0	1	3	0	7	9.5
vs Boise St.	11/18/2021		05:00	1-1	1.000	0-0	.000	0-0	.000	0	1	1	2.0	1	0	0	1	0	2	7.0
vs Clemson	11/19/2021		02:44	0-1	.000	0-0	.000	0-0	.000	0	0	0	1.5	0	0	0	0	0	5.3	
vs Marquette	11/21/2021		07:59	1-3	.333	0-0	.000	0-0	.000	1	1	2	1.6	1	0	0	1	0	2	4.6
UNI	11/27/2021		02:04	0-0	.000	0-0	.000	0-0	.000	0	0	0	1.3	1	0	0	0	0	3.8	
Coppin St.	12/01/2021		09:25	3-7	.429	1-1	1.000	3-4	.750	0	0	0	1.1	1	0	0	0	10	4.7	
Buffalo	12/04/2021		13:55	3-4	.750	0-0	.000	0-0	.000	1	3	4	1.5	2	0	2	0	6	4.9	
Loyola Maryland	12/08/2021		06:59	1-1	1.000	0-0	.000	0-0	.000	0	0	0	1.3	1	1	0	0	2	4.6	
vs UConn	12/11/2021		13:50	1-4	.250	0-0	.000	0-0	.000	2	3	5	1.7	1	0	1	0	2	4.3	
Totals		0	102:52	19-34	.559	1-1	1.000	4-7	.571	7	10	17	1.7	15	2	4	6	1	43	4.3

2021-22 SEASON / CAREER HIGHS

MINUTES

Season 24 vs. Canisius (11/14/21)
Career 37 at Georgia Tech (2/14/21)

POINTS

Season 12 vs. Siena (11/9/21)
Career 15 at Wake Forest (1/23/21)

REBOUNDS

Season 5 vs. UConn (12/11/21)
Career 9 vs. Gardner-Webb (12/12/20)

FIELD GOALS

Season 6 vs. Siena (11/9/21)
Career Same

3-POINT FIELD GOALS

Season 1 vs. Coppin St. (12/1/21)
Career 1, 3x.

FREE THROWS

Season 3 vs. Coppin St. (12/1/21)
Career 6 at Wake Forest (1/23/21)

ASSISTS

Season 1 vs. Siena (11/9/21)
Career 3 at Wake Forest (3/2/21)

STEALS

Season 1 vs. Siena (11/9/21)
Career 3 at Georgia Tech (2/14/21)

BLOCKS

Season 3 vs. Canisius (11/14/21)
Career 3, 2x.

MISCELLANEOUS

2021-22 in Double Figures 2
Career in Double Figures 5

TOP 5 SCORING PERFORMANCES

- 15 points at Wake Forest (1/23/21)*
- 12 points vs. Siena (11/9/21)
- 10 points vs. Coppin St. (12/1/21)
10 points vs. Va. Tech (2/15/20)*
10 points at Wake Forest (3/2/21)

*- at Pitt

PRONUNCIATION

ab-DOUL kuh-REEM
COOL-ih-BAH-lee

Player Averages

Games Played	Minutes/game	Points/game	FG Pct	3FG Pct	FT Pct	Rebounds/game	Assists/game	Turnovers/game	Assist/Turnover ratio	Steals/game	Blocks/game
10	10.3	4.3	55.9	100.0	57.1	1.7	0.2	0.4	0.5	0.1	0.6

Prior To St. Bonaventure

Started 20 of 22 games at Pitt as a sophomore in 2020-21 where he averaged 5.2 points and 3.9 rebounds while finishing second on the team with 19 blocks ... had the best shooting percentage among the Panthers regulars at 51.1 percent and played in 48 games over two seasons during his time in Pittsburgh ... showed impressive growth from his freshman to sophomore seasons, improving his field goal percentage from 42 percent to 51 percent, lifted his free throw percentage over 20 percentage points and saw his minutes rise from nine to over 22 per game.

Represented his home nation at the 2019 FIBA U-19 World Cup in Greece, helping guide Mali to the championship game after averaging 13.1 points, 6.9 rebounds, 2.4 assists and 2.1 steals per contest during the tournament. In the gold medal game against a United States team stacked with five-star recruits, Coulibaly posted 17 points and three blocks. Prior to that, he averaged over 13 points and 11 rebounds to lead Mali to the FIBA U-18 African Championship in 2018 ... played for Mali again this past summer at the FIBA 2021 AfroBasket tournament in Rwanda.

CAREER STATS

SEASON	TEAM	GP-GS	MIN/AVG	Field Goals		3-Point		F-Throws		Rebounds				Scoring						
				FG-FGA	FG%	3FG-3FGA	3FG%	FT-FTA	FT%	OFF	DEF	TOT	AVG	PF	FO	A	TO	BLK	STL	PTS
2019-20	Pitt	26-0	241/9.3	29-69	.420	0-1	.000	12-25	.480	24	20	44	1.7	29-0	5	13	4	5	70	2.7
2020-21	Pitt	22-20	499/22.7	46-90	.511	2-6	.333	20-29	.690	33	53	86	3.9	70-3	19	16	19	15	114	5.2
2021-22	SBU	10-0	103/10.3	19-34	.559	1-1	1.000	4-7	.571	7	10	17	1.7	15-0	2	4	6	1	43	4.3
TOTAL FOR SBU		10-0	103/10.3	19-34	.559	1-1	1.000	4-7	.571	7	10	17	1.7	15-0	2	4	6	1	43	4.3
TOTAL		58-20	843/14.5	94-193	.487	3-8	.375	36-61	.590	64	83	147	2.5	114-3	26	33	29	21	227	3.9

2021-22 ST. BONAVENTURE MEN'S BASKETBALL GAME NOTES • VS. VIRGINIA TECH • DECEMBER 17, 2021

WWW.GOBONNIES.COM • @GOBONNIES • @BONNIESMBB • #UNFURL



PEDRO ROSSI

Freshman |
Bahía Blanca, Argentina |

Forward | 6-8 / 215
Don Bosco School

20

GAME-BY-GAME

2021-22 SEASON / CAREER HIGHS

MINUTES

Season
Career

POINTS

Season
Career

REBOUNDS

Season
Career

FIELD GOALS

Season
Career

3-POINT FIELD GOALS

Season
Career

FREE THROWS

Season
Career

ASSISTS

Season
Career

STEALS

Season
Career


BLOCKS

Season
Career

MISCELLANEOUS

2021-22 in Double Figures 0
Career in Double Figures 0

TOP 5 SCORING PERFORMANCES



PRONUNCIATION

ROSS - ee

High School / Prep

Played for U-19 Argentina national team and was captain of the U-18 and U-19 FIBA 3x3 World Cup teams ... averaged 3.1 points and 1.4 rebounds in the 2021 FIBA U-19 World Cup in Latvia ... scored 12 points in 14 minutes against Korea ... averaged 10.8 points and 5.2 rebounds for Argentina in the 2019 FIBA South American U-17 Championship ... played for DME Sports Academy in Florida in 2020-21 ... walked on to the program this summer ... favorite NBA player is Kevin Durant.



OSUN OSUNNIYI 21

Senior | Forward/Center | 6-10 / 220
 Pleasantville, N.J. | Mainland / Putnam Science Academy

GAME-BY-GAME

Opponent	Date	GS	MIN	Total		3-Pointers		Free throws		Rebounds				PF		A		TO		BLK/STL		PTS		AVG
				FG-FGA	PCT	3FG-3FGA	PCT	FT-FTA	PCT	OFF	DEF	TOT	AVG	PF	A	TO	BLK	STL	PTS	AVG				
Siena	11/09/2021	*	21:57	4-6	.667	0-0	.000	1-2	.500	2	4	6	6.0	2	0	2	7	1	9	9.0				
Canisius	11/14/2021	*	13:12	2-4	.500	0-0	.000	1-1	1.000	0	4	4	5.0	0	0	2	2	0	5	7.0				
vs Boise St.	11/18/2021	*	35:00	3-7	.429	0-0	.000	1-2	.500	4	3	7	5.7	0	3	2	4	0	7	7.0				
vs Clemson	11/19/2021	*	37:16	2-4	.500	0-0	.000	0-0	.000	4	7	11	7.0	4	3	1	2	0	4	6.3				
vs Marquette	11/21/2021	*	30:16	8-10	.800	0-0	.000	0-1	.000	1	10	11	7.8	4	0	0	4	1	16	8.2				
UNI	11/27/2021	*	37:56	6-11	.545	0-0	.000	0-1	.000	2	5	7	7.7	3	3	1	1	0	12	8.8				
Coppin St.	12/01/2021	*	30:35	8-12	.667	0-0	.000	1-1	1.000	3	2	5	7.3	3	1	3	3	0	17	10.0				
Buffalo	12/04/2021	*	26:05	7-9	.778	0-0	.000	0-0	.000	5	2	7	7.3	3	1	2	4	0	14	10.5				
Loyola Maryland	12/08/2021	*	33:01	4-8	.500	0-0	.000	0-0	.000	2	5	7	7.2	0	4	2	2	1	8	10.2				
vs UConn	12/11/2021	*	26:10	5-7	.714	0-0	.000	0-0	.000	2	3	5	7.0	2	0	0	0	1	10	10.2				
Totals			10	291:28	49-78	.628	0-0	.000	4-8	.500	25	45	70	7.0	21	15	15	29	4	102	10.2			

2021-22 SEASON / CAREER HIGHS

MINUTES

Season 37, 2x. last vs. UNI (11/27/21)
 Career 42 vs. Duquesne (2/26/20)

POINTS

Season 17 vs. Coppin St. (12/1/21)
 Career 25 vs. Akron (12/15/20)

REBOUNDS

Season 11, 2x. last vs. Marquette (11/21/21)
 Career 22 at Duquesne (2/6/19)

FIELD GOALS

Season 8, 2x. last vs. Loyola (MD) (12/8/21)
 Career 10, 2x. last vs. Akron (12/15/20)

3-POINT FIELD GOALS

Season
 Career

FREE THROWS

Season 1, 4x.
 Career 7, 2x. last vs. La Salle (2/9/21)

ASSISTS

Season 4 vs. Loyola (MD) (12/8/21)
 Career 7 at Fordham (1/13/21)

STEALS

Season 1, 4x.
 Career 4, 2x. last at URI (12/30/20)

BLOCKS

Season 7 vs. Siena (11/9/21)
 Career 7, 4x.

MISCELLANEOUS

2021-22 in Double Figures 5
 Career in Double Figures 38
 2021-22 Double-Doubles 1
 Career Double-Doubles 17

TOP 5 SCORING PERFORMANCES

- 25 points vs. Akron (12/15/20)
- 23 points vs. Duquesne (2/26/20)
- 20 points at GW (1/5/20)
- 18 points, 3x. last vs. DUQ (3/5/21)

PRONUNCIATION

Oh - SHOON
 Oh - SHOON-eeeye

Player Averages

Games Played	Minutes/game	Points/game	FG Pct	3FG Pct	FT Pct	Rebounds/game	Assists/game	Turnovers/game	Assist/Turnover ratio	Steals/game	Blocks/game
10	29.1	10.2	62.8	0.0	50.0	7.0	1.5	1.5	1.0	0.4	2.9

HONORS

Kareem Abdul-Jabaar Watch List - 2021-22
 Atlantic 10 Preseason First Team / All-Defensive - 2021-22
Atlantic 10 Defensive Player of the Year - 2020-21
Atlantic 10 Championship Most Outstanding Player - 2021
 Atlantic 10 All-Conference Second Team - 2020-21
 Atlantic 10 All-Defensive Team - 2018-19, 2019-2020, 2020-21
 Atlantic 10 All-Conference Third Team - 2019-20
 Atlantic 10 All-Rookie Team - 2018-2019

SBU CAREER BLOCKS LEADERBOARD

(Recorded since 1975)

PLAYER	YEARS	GM.	BLK	AVG.
1. Caswell Cyrus	1996-00	114	289	2.5
2. A. Nicholson	2008-12	123	244	2.0
3. Osun Osunniyi	2018-Pres.	88	240	2.7

SBU CAREER FIELD GOAL PERCENTAGE LEADERBOARD


PLAYER	YEARS	GM.	FG %
1. Osun Osunniyi	2018-Pres.	88	.592
2. Bob Lanier	1967-70	75	.576

SBU CAREER REBOUNDS LEADERBOARD

PLAYER	YEARS	GM.	REB	AVG.
7. Tim Waterman	1975-79	104	744	7.2
8. Delmar Harrod	1976-80	113	739	6.5
9. Eric Stover	1979-83	109	737	6.8
10. Osun Osunniyi	2018-Pres.	88	727	8.2

CAREER STATS

SEASON	TEAM	GP-GS	MIN/AVG	Field Goals		3-Point		F-Throws		Rebounds				Scoring						
				FG-FGA	FG%	3FG-3FGA	3FG%	FT-FTA	FT%	OFF	DEF	TOT	AVG	PF-FO	A	TO	BLK	STL	PTS	AVG
2018-19	SBU	34-21	927/27.3	105-184	.571	0-0	.000	46-69	.667	100	158	258	7.6	97-2	26	30	92	18	256	7.5
2019-20	SBU	24-19	720/30.0	112-182	.615	0-0	.000	34-59	.576	56	145	201	8.4	63-2	29	29	59	17	258	10.8
2020-21	SBU	21-21	720/34.3	89-156	.571	0-1	.000	47-69	.681	55	143	198	9.4	56-2	50	35	60	17	225	10.7
2021-22	SBU	10-10	291/29.1	49-78	.628	0-0	.000	4-8	.500	25	45	70	7.0	21-0	15	15	29	4	102	10.2
TOTAL		89-71	2659/29.9	355-600	.592	0-1	.000	131-205	.639	236	491	727	8.2	237-6	120	109	240	56	841	9.4



JALEN ADAWAY

33

R-Senior | Guard | 6-5 / 210
 Logansport, Ind. | Logansport (Miami (OH))

GAME-BY-GAME

Opponent	Date	GS	MIN	Total		3-Pointers		Free throws		Rebounds				PF	A	TO	BLK	STL	PTS	AVG
				FG-FGA	PCT	3FG-3FGA	PCT	FT-FTA	PCT	OFF	DEF	TOT	AVG							
Canisius	11/14/2021	*	36:36	7-12	.583	0-1	.000	2-2	1.000	1	5	6	6.0	1	2	1	0	0	16	16.0
vs Boise St.	11/18/2021	*	29:58	5-6	.833	0-0	.000	0-0	.000	1	4	5	5.5	4	3	0	0	0	10	13.0
vs Clemson	11/19/2021	*	35:55	6-12	.500	2-4	.500	0-0	.000	0	6	6	5.7	1	2	2	0	1	14	13.3
vs Marquette	11/21/2021	*	38:15	7-11	.636	0-1	.000	0-0	.000	1	3	4	5.3	4	0	1	1	1	14	13.5
UNI	11/27/2021	*	36:13	5-12	.417	1-4	.250	1-1	1.000	1	6	7	5.6	3	0	0	2	2	12	13.2
Coppin St.	12/01/2021	*	37:12	4-13	.308	0-1	.000	5-5	1.000	5	11	16	7.3	1	2	1	0	1	13	13.2
Buffalo	12/04/2021	*	38:31	5-12	.417	2-3	.667	4-4	1.000	1	10	11	7.9	0	0	2	2	1	16	13.6
Loyola Maryland	12/08/2021	*	38:05	9-14	.643	2-2	1.000	2-2	1.000	2	3	5	7.5	2	0	0	1	1	22	14.6
vs UConn	12/11/2021	*	40:00	5-16	.313	2-4	.500	2-2	1.000	1	9	10	7.8	3	0	3	0	0	14	14.6
Totals		9	330:45	53-108	.491	9-20	.450	16-16	1.000	13	57	70	7.8	19	9	10	6	7	131	14.6

2021-22 SEASON / CAREER HIGHS

MINUTES

Season 40 vs. UConn (12/11/21)
 Career Same

POINTS

Season 22 vs. Loyola (MD) (12/8/21)
 Career 24 vs. SJU (1/6/21)

REBOUNDS

Season 16 vs. Coppin St. (12/1/21)
 Career Same

FIELD GOALS

Season 9 vs. Loyola (MD) (12/8/21)
 Career 11 vs. SJU (1/6/21)

3-POINT FIELD GOALS

Season 2, 4x.
 Career 3 vs. Dayton (3/1/21)

FREE THROWS

Season 5 vs. Coppin St. (12/1/21)
 Career 6, 4x. last at Fordham (1/13/21)

ASSISTS

Season 3 vs. Boise St. (11/18/21)
 Career 4 vs. SJU (1/6/21)

STEALS

Season 2 vs. UNI (11/27/21)
 Career 2, 7x.

BLOCKS

Season 2, 2x. last vs. Buffalo (12/4/21)
 Career 3 at EMU (2/2/19)

MISCELLANEOUS

2021-22 in Double Figures 9
 Career in Double Figures 42

TOP 5 SCORING PERFORMANCES

- 24 points vs. SJU (1/13/21)
- 22 points vs. Loyola (MD) (12/8/21)
- 23 points at VCU (2/12/21)
- 22 points vs. Midway (11/29/17)*
- 20 points vs. La Salle (2/9/21)

* - at Miami (OH)

Player Averages

Games Played	Minutes/game	Points/game	FG Pct	3FG Pct	FT Pct	Rebounds/game	Assists/game	Turnovers/game	Assist/Turnover ratio	Steals/game	Blocks/game
9	36.8	14.6	49.1	45.0	100.0	7.8	1.0	1.1	0.9	0.8	0.7

HONORS

Atlantic 10 Player of the Week - Feb. 15, 2021

At St. Bonaventure

Sat out 2019-20 season due to NCAA transfer rules ... Made a huge impact during debut season with the program in '20-21, starting 20 of 21 games while averaging 12.2 points, 6.0 rebounds and 1.4 assists in 33.1 minutes per game ... ranked second on the team and 10th in the Atlantic 10 by shooting 51.5 percent from the floor (103-200) while scoring in double figures 14 times, including 10 of the final 11 games of the season.

At Miami (OH)

Appeared in 63 games including 46 starts in two years for the RedHawks ... averaged 8.0 points and 5.0 rebounds in 26.8 minutes per game during his first two collegiate seasons ... appeared in 31 games, making 17 starts during sophomore season ... finished fourth on team averaging 7.5 points per game ... was fourth on RedHawks with 160 rebounds, an average of 5.0 per contest ... led Miami in field goal percentage, hitting 50.5 percent (92-for-182) of his shots.

High School

Four-year letterwinner for Logansport High School in Logansport, Indiana ... as a senior averaged 15.7 points, 8.0 rebounds, 3.4 assists, 1.1 steals and 2.5 blocks per game, while leading the Berries to a 23-2 record and their first conference title in 40 years ... named to the Large School All-State Team by the Indy Star as senior ... scored 1,444 points in career ... competed in the 2017 American Family Insurance High School Slam Dunk Championship at the Final Four.

CAREER STATS

SEASON	TEAM	GP-GS	MIN/AVG	Field Goals		3-Point		F-Throws		Rebounds				Scoring						
				FG-FGA	FG%	3FG-3FGA	3FG%	FT-FTA	FT%	OFF	DEF	TOT	AVG	PF-FO	A	TO	BLK	STL	PTS	AVG
2017-18	Miami	32-29	918/28.7	105-215	.488	18-69	.261	45-64	.703	43	116	159	5.0	48-0	30	42	5	19	273	8.5
2018-19	Miami	31-17	774/25.0	92-182	.505	15-43	.349	34-53	.642	28	127	155	5.0	47-0	22	19	7	10	233	7.5
2020-21	SBU	21-20	696/33.2	103-200	.515	10-29	.345	40-52	.769	45	82	127	6.0	47-0	30	16	7	11	256	12.2
2021-22	SBU	9-9	331/36.8	53-108	.491	9-20	.450	16-16	1.000	13	57	70	7.8	19-0	9	10	6	7	131	14.6
TOTAL FOR SBU		30-29	1027/34.2	156-308	.506	19-49	.388	56-68	.824	58	139	197	6.6	66-0	39	26	13	18	387	12.9
TOTAL		93-75	2719/29.2	353-705	.501	52-161	.323	135-185	.730	129	382	511	5.5	161-0	91	87	25	47	893	9.6

GAME 7 - ST. BONAVENTURE 93, COPPIN ST. 81

Coppin St. - 81 Record: 1-10. Basketball score sheet for Coppin State vs St. Bonaventure, Game 7. Includes player stats, shooting percentages, and technical fouls.

St. Bonaventure - 93 Record: 6-1. Basketball score sheet for St. Bonaventure vs Coppin State, Game 7. Includes player stats, shooting percentages, and technical fouls.

Summary statistics for Game 7, including COPM, SBUM, and period scoring.

ST. BONAVENTURE, N.Y. – St. Bonaventure again started slow, but used a dominating second half to run past visiting Coppin State, 93-81, Wednesday night at the Reilly Center.

Several Bonnies filled the stat sheet: Jaren Holmes produced a double-double of 24 points, 10 rebounds and six assists; Osun Osunniyi registered 17 points; Kyle Lofton finished with 16 points, nine assists and six rebounds; Jalen Adaway posted 13 points and 16 rebounds.

Coppin State used a first-half spurt to rush out to a 41-29 advantage with 2:38 remaining in the first half, but a technical foul assessed to the Eagles opened the door for a Bonnies rally.

St. Bonaventure (6-1) finished the half on an 11-3 sprint to close within four at the break, 44-40.

Entering the day, the Bonnies had outscored opponents 244-173 during the second half this season and that trend would continue Wednesday night.

The Bonnies' run extended to 24-10 as the second half began as the hosts not only took the lead but pushed ahead by double digits, 64-54.

Dominick Welch ignited the Bonnies out of the locker room by drilling three consecutive 3-pointers to bring the crowd to life.

From there, the Bonnies never trailed again.

St. Bonaventure led by 12 after a pair of free throws from Lofton with 2:50 left, but Coppin State would close to a 87-81 tally with 1:27 on the clock. A fast break led to an and-one from Adaway on the next possession, though, putting the Eagles on ice.

GAME 8 - ST. BONAVENTURE 68, BUFFALO 65

Buffalo - 65 Record: 4-3. Basketball score sheet for Buffalo vs St. Bonaventure, Game 8. Includes player stats, shooting percentages, and technical fouls.

St. Bonaventure - 68 Record: 7-1. Basketball score sheet for St. Bonaventure vs Buffalo, Game 8. Includes player stats, shooting percentages, and technical fouls.

Summary statistics for Game 8, including BUFM, SBUM, and period scoring.

ST. BONAVENTURE, N.Y. – Jalen Adaway drilled a 3-pointer with 1.3 seconds remaining to break a tie and send St. Bonaventure to a 68-65 victory over Buffalo Saturday afternoon in a classic Big 4 battle inside the Reilly Center.

The fifth-year senior calmly knocked down an open look off a feed from Jaren Holmes who drew a double team from UB defenders by driving into the paint.

Adaway's trey threw ice on what was a 13-2 Buffalo run over 2:38 to stun The RC crowd.

Maceo Jack's three with 29 seconds left completed a furious Buffalo rally, erasing Bona's 63-52 lead with 3:05 to go.

It was the only time during the second half the Bonnies did not have a lead. Following Jack's tying shot, a Bonnies timeout set up the final dramatics.

Adaway finished with 16 points and 11 rebounds, adding two blocks. Osun Osunniyi posted 14 points, seven rebounds and four blocks while Linton Brown produced 10 points off the bench.

For just the third time this season the Bonnies took a lead to intermission with a strong first 20 minutes, their first without senior Kyle Lofton, who missed the game due to injury, since 2018.

Buffalo (4-3) opened 1-for-9 from the floor as the teams shared a frenetic pace, but posted little scoring in the early going. The Big 4 rivals exchanged the lead multiple times before the break, but the Bonnies would lead, 35-29, behind a pair of treys from Linton Brown and a dunk from Abdoul Karim Coulibaly.

St. Bonaventure (7-1) kept its momentum as the second half began, taking 44-33 cushion following a long ball from Dominick Welch and an emphatic dunk by Quadry Adams as an array of Bonnies took turns making impactful plays.

As expected, the Bulls would make things interesting down the stretch, cutting into what was a 13-point advantage for the hosts.

Buffalo (played a 10-2 run to draw back within four, but a put-back from Osunniyi with just over five minutes left started a run where the Bonnies would expand the lead back to double figures. The sellout Reilly Center crowd was at its loudest, prior to the ending anyway, following a 3-pointer from Welch for a 64-52 score with 3:04 remaining.

The final act was one to remember with Buffalo roaring back before Adaway's heroics.

BONNIES GAME-BY-GAME

Opponent	Date	Score	W	Total		3-Pointers		Free throws		Rebounds										
				FG-FGA	PCT	3FG-3FGA	PCT	FT-FTA	PCT	OFF	DEF	TOT	AVG	PF	A	TO	BLK	STL	PTS	AVG
Siena	11/09/2021	75-47	W	29-58	.500	4-14	.286	13-21	.619	11	26	37	37.0	13	10	6	8	7	75	75.0
Canisius	11/14/2021	69-60	W	23-53	.434	2-15	.133	21-27	.778	8	29	37	37.0	16	11	14	8	5	69	72.0
vs Boise St.	11/18/2021	67-61	W	24-53	.453	4-17	.235	15-18	.833	9	27	36	36.7	14	15	8	6	0	67	70.3
vs Clemson	11/19/2021	68-65	W	23-54	.426	14-24	.583	8-8	1.000	5	28	33	35.8	10	15	9	5	3	68	69.8
vs Marquette	11/21/2021	70-54	W	28-59	.475	2-17	.118	12-17	.706	7	33	40	36.6	21	11	13	8	9	70	69.8
UNI	11/27/2021	80-90	L	27-64	.422	12-31	.387	14-16	.875	4	25	29	35.3	14	17	6	3	8	80	71.5
Coppin St.	12/01/2021	93-81	W	33-69	.478	9-22	.409	18-21	.857	15	29	44	36.6	13	20	9	4	5	93	74.6
Buffalo	12/04/2021	68-65	W	25-59	.424	6-17	.353	12-14	.857	11	31	42	37.3	14	12	15	9	3	68	73.8
Loyola Maryland	12/08/2021	84-71	W	36-60	.600	7-19	.368	5-8	.625	9	20	29	36.3	6	23	9	4	10	84	74.9
vs UConn	12/11/2021	64-74	L	24-62	.387	5-14	.357	11-13	.846	11	29	40	36.7	21	8	11	1	3	64	73.8
Total		738		272-591	.460	65-190	.342	129-163	.791	90	277	367	36.7	142	142	100	56	53	738	73.8
Opponents		668		239-593	.403	90-269	.335	100-137	.730	95	244	339	33.9	153	133	113	28	55	668	66.8

St. Bonaventure Averages

Games Played	Points/game	FG Pct	3FG Pct	FT Pct	Rebounds/game	Assists/game	Turnovers/game	Assist/Turnover ratio	Steals/game	Blocks/game
10	73.8	46.0	34.2	79.1	36.7	14.2	10.0	1.4	5.3	5.6

OPPONENTS GAME-BY-GAME

Opponent	Date	Score	W	Total		3-Pointers		Free throws		Rebounds										
				FG-FGA	PCT	3FG-3FGA	PCT	FT-FTA	PCT	OFF	DEF	TOT	AVG	PF	A	TO	BLK	STL	PTS	AVG
Siena	11/09/2021	75-47	W	17-50	.340	7-23	.304	6-10	.600	9	23	32	32.0	17	11	15	3	5	47	47.0
Canisius	11/14/2021	69-60	W	21-66	.318	7-28	.250	11-12	.917	15	21	36	34.0	23	10	15	0	3	60	53.5
vs Boise St.	11/18/2021	67-61	W	19-58	.328	9-26	.346	14-16	.875	12	22	34	34.0	17	12	8	4	4	61	56.0
vs Clemson	11/19/2021	68-65	W	26-58	.448	9-23	.391	4-8	.500	6	26	32	33.5	12	12	6	3	6	65	58.3
vs Marquette	11/21/2021	70-54	W	17-56	.304	6-27	.222	14-24	.583	10	26	36	34.0	17	12	17	2	5	54	57.4
UNI	11/27/2021	80-90	L	32-62	.516	15-31	.484	11-14	.786	7	34	41	35.2	10	17	10	0	4	90	62.8
Coppin St.	12/01/2021	93-81	W	30-67	.448	10-31	.323	11-14	.786	9	23	32	34.7	17	13	10	3	9	81	65.4
Buffalo	12/04/2021	68-65	W	26-65	.400	7-24	.292	6-9	.667	11	23	34	34.6	15	9	11	6	11	65	65.4
Loyola Maryland	12/08/2021	84-71	W	27-54	.500	12-29	.414	5-6	.833	8	17	25	33.6	11	21	13	1	5	71	66.0
vs UConn	12/11/2021	64-74	L	24-57	.421	8-27	.296	18-24	.750	8	29	37	33.9	14	16	8	6	3	74	66.8
Total		668		239-593	.403	90-269	.335	100-137	.730	95	244	339	33.9	153	133	113	28	55	668	66.8
St. Bonaventure		738		272-591	.460	65-190	.342	129-163	.791	90	277	367	36.7	142	142	100	56	53	738	73.8

Opponents Averages

Games Played	Points/game	FG Pct	3FG Pct	FT Pct	Rebounds/game	Assists/game	Turnovers/game	Assist/Turnover ratio	Steals/game	Blocks/game
10	66.8	40.3	33.5	73.0	33.9	13.3	11.3	1.2	5.5	2.8

BONNIES INDIVIDUAL GAME HIGHS

POINTS	24		Jaren Holmes vs Coppin St. (12/01/2021)
	22		Jaren Holmes vs Loyola Maryland (12/08/2021)
	22		Jalen Adaway vs Loyola Maryland (12/08/2021)
	22		Kyle Lofton vs Clemson (N) (11/19/2021)
	21		Kyle Lofton vs UNI (11/27/2021)
FIELD GOALS MADE	10		Jaren Holmes vs Coppin St. (12/01/2021)
	9		Jaren Holmes vs Loyola Maryland (12/08/2021)
	9		Jalen Adaway vs Loyola Maryland (12/08/2021)
FIELD GOAL ATTEMPTS	17		Jaren Holmes vs Buffalo (12/04/2021)
	16		Jalen Adaway vs UConn (N) (12/11/2021)
	16		Kyle Lofton vs Clemson (N) (11/19/2021)
FIELD GOAL PERCENTAGE (min 5 made)	.857	(6-7)	Quadry Adams vs Loyola Maryland (12/08/2021)
	.857	(6-7)	Abdoul Karim Coulibaly vs Siena (11/09/2021)
3 PT FG MADE	6		Dominick Welch vs UNI (11/27/2021)
	5		Jaren Holmes vs Clemson (N) (11/19/2021)
3 PT FG ATTEMPTS	13		Dominick Welch vs UNI (11/27/2021)
	10		Dominick Welch vs Loyola Maryland (12/08/2021)
	10		Dominick Welch vs Coppin St. (12/01/2021)
3 PT FG PERCENTAGE (min 2 made)	1.000	(2-2)	Jalen Adaway vs Loyola Maryland (12/08/2021)
	.800	(4-5)	Kyle Lofton vs Clemson (N) (11/19/2021)
FREE THROWS MADE	10		Kyle Lofton vs UNI (11/27/2021)
	8		Kyle Lofton vs Coppin St. (12/01/2021)
	8		Jaren Holmes vs Marquette (N) (11/21/2021)
	8		Kyle Lofton vs Canisius (11/14/2021)
FREE THROW ATTEMPTS	12		Jaren Holmes vs Marquette (N) (11/21/2021)
	11		Kyle Lofton vs UNI (11/27/2021)
	11		Jaren Holmes vs Canisius (11/14/2021)
FREE THROW PERCENTAGE (min 3 made)	1.000	(8-8)	Kyle Lofton vs Coppin St. (12/01/2021)
	1.000	(5-5)	Jalen Adaway vs Coppin St. (12/01/2021)
	1.000	(4-4)	Jalen Adaway vs Buffalo (12/04/2021)
	1.000	(4-4)	Kyle Lofton vs Clemson (N) (11/19/2021)
	1.000	(4-4)	Jaren Holmes vs Clemson (N) (11/19/2021)
	1.000	(4-4)	Linton Brown vs Siena (11/09/2021)
	1.000	(3-3)	Dominick Welch vs UConn (N) (12/11/2021)
	1.000	(3-3)	Jaren Holmes vs Loyola Maryland (12/08/2021)
	1.000	(3-3)	Jaren Holmes vs UNI (11/27/2021)
REBOUNDS	16		Jalen Adaway vs Coppin St. (12/01/2021)
	13		Jaren Holmes vs Marquette (N) (11/21/2021)
ASSISTS	9		Jaren Holmes vs Loyola Maryland (12/08/2021)
	9		Kyle Lofton vs Coppin St. (12/01/2021)
STEALS	4		Dominick Welch vs Loyola Maryland (12/08/2021)
	4		Kyle Lofton vs UNI (11/27/2021)
	4		Dominick Welch vs Marquette (N) (11/21/2021)
BLOCKED SHOTS	7		Osun Osunniyi vs Siena (11/09/2021)
	4		Osun Osunniyi vs Buffalo (12/04/2021)
	4		Osun Osunniyi vs Marquette (N) (11/21/2021)
	4		Osun Osunniyi vs Boise St. (N) (11/18/2021)
TURNOVERS	5		Jaren Holmes vs UConn (N) (12/11/2021)
	5		Dominick Welch vs Buffalo (12/04/2021)
	5		Jaren Holmes vs Canisius (11/14/2021)

BONNIES TEAM GAME **HIGHS**

St. Bonaventure - Game Highs

POINTS	93	Coppin St. (12/01/2021)
	84	Loyola Maryland (12/08/2021)
	80	UNI (11/27/2021)
	75	Siena (11/09/2021)
	70	vs Marquette (N) (11/21/2021)
FIELD GOALS MADE	36	Loyola Maryland (12/08/2021)
	33	Coppin St. (12/01/2021)
FIELD GOAL ATTEMPTS	69	Coppin St. (12/01/2021)
	64	UNI (11/27/2021)
FIELD GOAL PERCENTAGE	.600 (36-60)	Loyola Maryland (12/08/2021)
	.500 (29-58)	Siena (11/09/2021)
3 PT FG MADE	14	vs Clemson (N) (11/19/2021)
	12	UNI (11/27/2021)
3 PT FG ATTEMPTS	31	UNI (11/27/2021)
	24	vs Clemson (N) (11/19/2021)
3 PT FG PERCENTAGE	.583 (14-24)	vs Clemson (N) (11/19/2021)
	.409 (9-22)	Coppin St. (12/01/2021)
FREE THROWS MADE	21	Canisius (11/14/2021)
	18	Coppin St. (12/01/2021)
FREE THROW ATTEMPTS	27	Canisius (11/14/2021)
	21	Coppin St. (12/01/2021)
	21	Siena (11/09/2021)
FREE THROW PERCENTAGE	1.000 (8-8)	vs Clemson (N) (11/19/2021)
	.875 (14-16)	UNI (11/27/2021)
REBOUNDS	44	Coppin St. (12/01/2021)
	42	Buffalo (12/04/2021)
ASSISTS	23	Loyola Maryland (12/08/2021)
	20	Coppin St. (12/01/2021)
STEALS	10	Loyola Maryland (12/08/2021)
	9	vs Marquette (N) (11/21/2021)
BLOCKED SHOTS	9	Buffalo (12/04/2021)
	8	vs Marquette (N) (11/21/2021)
	8	Canisius (11/14/2021)
	8	Siena (11/09/2021)
TURNOVERS	15	Buffalo (12/04/2021)
	14	Canisius (11/14/2021)
FOULS	21	vs UConn (N) (12/11/2021)
	21	vs Marquette (N) (11/21/2021)

ST. BONAVENTURE NATIONAL/A-10 RANKS

Statistic	National Conference		Value National Leader		Value Conference Leader		Value
	Rank	Rank					
3-pt Field Goal Attempts (350 ranked)	261	12	190	Coppin St.	403	Fordham	315
Assist Turnover Ratio (350 ranked)	33	3	1.42	Northwestern	2.11	Richmond	1.68
Assists Per Game (350 ranked)	129	5	14.2	Arizona	21.8	Richmond	17.0
Blocked Shots Per Game (349 ranked)	23	3	5.6	Marshall	7.8	Rhode Island	6.7
Defensive Rebounds per Game (350 ranked)	76	2	27.70	Indiana	32.10	Fordham	28.00
Fewest Fouls (350 ranked)	67	2	142	UNI	87	Richmond	141
Fewest Turnovers (350 ranked)	35	2	100	Duke	68	Davidson	91
Field-Goal Percentage (350 ranked)	100	6	46.0	Gonzaga	53.0	Rhode Island	49.5
Field-Goal Percentage Defense (350 ranked)	100	3	40.3	LSU	33.9	Rhode Island	36.5
Free Throw Attempts (350 ranked)	210	10	163	Iona	270	Saint Louis	261
Free Throws Made (350 ranked)	132	6	129	New Mexico	201	Saint Louis	198
Free-Throw Percentage (350 ranked)	17	1	79.1	Charlotte	81.6	St. Bonaventure	79.1
Offensive Rebounds Per Game (350 ranked)	253	9	9.00	Texas Tech	16.12	Duquesne	12.45
						Saint Louis	12.45
Personal Fouls Per Game (350 ranked)	39	2	14.2	Western Ky.	12.3	Richmond	14.1
Rebound Margin (350 ranked)	147	6	2.8	Kentucky	16.3	Dayton	6.7
Scoring Defense (350 ranked)	137	5	66.8	LSU	53.7	VCU	57.8
Scoring Margin (350 ranked)	136	4	7.0	Arizona	29.0	Saint Louis	15.7
Scoring Offense (350 ranked)	141	5	73.8	Arizona	90.7	Saint Louis	83.2
Steals Per Game (350 ranked)	306	14	5.3	UAB	13.3	VCU	9.3
Three Pt FG Defense (350 ranked)	218	8	33.5	VCU	24.1	VCU	24.1
Three-Point Field Goals Per Game (350 ranked)	253	11	6.5	Oral Roberts	12.8	Massachusetts	11.5
Three-Point Field-Goal Percentage (350 ranked)	158	7	34.2	South Dakota St.	45.5	Davidson	42.2
Total 3-point FGM (350 ranked)	235	12	65	VMI	139	Massachusetts	126
Total Assists (350 ranked)	116	6	142	Cornell	216	Richmond	170
Total Blocks (350 ranked)	22	4	56	Marshall	78	Rhode Island	74
Total Rebounds (350 ranked)	160	8	367	Grand Canyon	483	Fordham	453
Total Rebounds Per Game (350 ranked)	153	5	36.70	Arizona	44.44	La Salle	39.78
Total Steals (350 ranked)	291	13	53	UAB	133	VCU	93
Turnover Margin (343 ranked)	134	8	1.3	Abilene Christian	10.2	Richmond	3.4
Turnovers Forced (350 ranked)	307	12	11.30	Abilene Christian	23.00	VCU	17.90
Turnovers Per Game (349 ranked)	13	1	10.0	New Hampshire	7.9	St. Bonaventure	10.0
Won-Lost Percentage (348 ranked)	36	1	80.0	7 teams tied	100.0	St. Bonaventure	80.0

ST. BONAVENTURE **SEASON STATS**

Game Records

Record	Overall	Home	Away	Neutral
ALL GAMES	8-2	5-1	0-0	3-1
CONFERENCE	0-0	0-0	0-0	0-0
NON-CONFERENCE	8-2	5-1	0-0	3-1

Score by Periods

Team	1st	2nd	OT	TOT
St. Bonaventure	326	412	0	738
Opponents	347	321	0	668

Team Box Score

No.	Player	Total			3-Point		F-Throw		Rebounds				Other									
		GP-GS	MIN	AVG	FG-FGA	FG%	3FG-3FGA	3FG%	FT-FTA	FT%	OFF	DEF	TOT	AVG	PF	DQ	A	TO	BLK	STL	PTS	AVG
0	LOFTON, Kyle	7-7	272:47	39.0	36-88	.409	10-31	.323	40-44	.909	2	25	27	3.9	15	0	41	15	0	11	122	17.4
5	HOLMES, Jaren	10-10	385:42	38.6	57-131	.435	16-43	.372	44-58	.759	12	59	71	7.1	23	0	49	21	4	11	174	17.4
33	ADAWAY, Jalen	9-9	330:45	36.8	53-108	.491	9-20	.450	16-16	1.000	13	57	70	7.8	19	0	9	10	6	7	131	14.6
1	WELCH, Dominick	10-10	351:20	35.1	38-99	.384	26-76	.342	10-11	.909	13	44	57	5.7	27	1	20	17	10	13	112	11.2
21	OSUNNIYI, Osun	10-10	291:28	29.1	49-78	.628	0-0	.000	4-8	.500	25	45	70	7.0	21	0	15	15	29	4	102	10.2
12	COULIBALY, Abdoul Karim	10-0	102:52	10.3	19-34	.559	1-1	1.000	4-7	.571	7	10	17	1.7	15	0	2	4	6	1	43	4.3
2	ADAMS, Quadry	9-3	125:27	13.9	13-25	.520	0-1	.000	3-9	.333	5	8	13	1.4	9	0	4	6	0	6	29	3.2
4	BROWN, Linton	9-1	117:15	13.0	7-26	.269	3-17	.176	8-10	.800	4	11	15	1.7	7	0	2	5	0	0	25	2.8
10	DUROSINMI, Oluwasegun	3-0	05:40	1.9	0-0	.000	0-0	.000	0-0	.000	0	2	2	0.7	1	0	0	1	1	0	0	0.0
3	SAIZONOU, Joryam	3-0	04:49	1.6	0-0	.000	0-0	.000	0-0	.000	0	1	1	0.3	2	0	0	2	0	0	0	0.0
11	NDJOCK-TADJORE, Justin	3-0	11:54	4.0	0-2	.000	0-1	.000	0-0	.000	0	1	1	0.3	3	0	0	0	0	0	0	0.0
Team											9	14	23					4				
Total		10	2000		272-591	.460	65-190	.342	129-163	.791	90	277	367	36.7	142	1	142	100	56	53	738	73.8
Opponents		10	2000		239-593	.403	90-269	.335	100-137	.730	95	244	339	33.9	153	2	133	113	28	55	668	66.8

Team Statistics

	SBU	OPP
Scoring	738	668
Points per game	73.8	66.8
Scoring margin	+7.0	-
Field goals-att	272-591	239-593
Field goal pct	.460	.403
3 point fg-att	65-190	90-269
3-point FG pct	.342	.335
3-pt FG made per game	6.5	9.0
Free throws-att	129-163	100-137
Free throw pct	.791	.730
F-Throws made per game	12.9	10.0
Rebounds	367	339
Rebounds per game	36.7	33.9
Rebounding margin	+2.8	-
Assists	142	133
Assists per game	14.2	13.3
Turnovers	100	113
Turnovers per game	10.0	11.3
Turnover margin	+1.3	-
Assist/turnover ratio	1.4	1.2
Steals	53	55
Steals per game	5.3	5.5
Blocks	56	28
Blocks per game	5.6	2.8
Winning streak	0	-
Home win streak	3	-
Attendance	23412	0
Home games-Avg/Game	6-3902	0-0
Neutral site-Avg/Game	-	4-2071

Team Results

Date	Opponent		Score	Att.
11/09/2021	Siena	W	75-47	4617
11/14/2021	Canisius	W	69-60	3943
11/18/2021	vs Boise St.	W	67-61	0
11/19/2021	vs Clemson	W	68-65	3464
11/21/2021	vs Marquette	W	70-54	4820
11/27/2021	UNI	L	80-90	4296
12/01/2021	Coppin St.	W	93-81	2976
12/04/2021	Buffalo	W	68-65	4860
12/08/2021	Loyola Maryland	W	84-71	2720
12/11/2021	vs UConn	L	64-74	0



TV & RADIO SPEED CHART



0

KYLE LOFTON
SENIOR - G - 6-3
HILLSIDE, N.J.




1

DOMINICK WELCH
SENIOR - G - 6-5
BUFFALO, N.Y.



2

QUADRY ADAMS
R- FRESHMAN - G - 6-3
PISCATAWAY, N.J.



3

JORYAM SAIZONOU
FRESHMAN - G - 6-3
ALMERE, NETHERLANDS



4

LINTON BROWN
R-SOPHOMORE - G - 6-5
DELRAY BEACH, FLA.




5

JAREN HOLMES
SENIOR - G - 6-4
ROMULUS, MICH.




10

OLUWASEGUN DUROSINI
R-FRESHMAN - F/C - 6-9
LAGOS, NIGERIA



11

JUSTIN NDJOCK-TADJORE
FRESHMAN - G - 6-7
GATINEAU, QUEBEC



12

ABDOUL KARIM COULIBALY
R-SOPHOMORE - F - 6-9
BAMAKO, MALI



20

PEDRO ROSSI
FRESHMAN - F - 6-8
BAHIA BLANCA, ARGENTINA



21

OSUN OSUNNIYI
SENIOR - F/C - 6-10
PLEASANTVILLE, N.J.



23

BRETT RUMPEL
FRESHMAN - G - 6-4
BINGHAMTON, N.Y.



33

JALEN ADAWAY
R-SENIOR - G - 6-5
LOGANSPOUT, IND.



41

ANOUAR MELLOUK
FRESHMAN - F - 6-8
AMSTERDAM, NETHERLANDS

COACHING STAFF

Head Coach: Mark Schmidt (15th season)
Associate Head Coach: Steve Curran (12th season)
Assistant Coach: Sean Neal (4th season)
Assistant Coach: Chris Lowe (1st season)
Director of Operations: Matt Pappano (14th season)

Pronunciation Guide

Osun Osunniyi Oh-shoon Oh-shoon-eeeye
Joryam Saizonou JORY-um SIGH-zon-OH
Oluwasegun Durosini Oh-LOO-uh-SHUH-noon DURO-sin-me
Abdoul Karim Coulibaly ab-DOUL kuh-REEM COOL-ih-BAH-lee
Pedro Rossi Ross - ee
Jalen Adaway Add - a - way
Anouar Mellouk ANN-wahare (run 'wah' and 'are' sounds
together) MELL-ook