



# VIRGINIA TECH

## 2021-22 MEN'S BASKETBALL



12 NCAA APPEARANCES / 13 NIT APPEARANCES (2 CHAMPIONSHIPS) /  
17 ALL-ACC SELECTIONS / 10 ALL-AMERICANS / 20 NBA DRAFT PICKS

GAME 12

### THE MATCHUP

#### VIRGINIA TECH HOKIES

7-4, 0-1 ACC

**Head Coach:** Mike Young (Emory & Henry, 1986)  
**Record at Virginia Tech:** 38-27 (3rd Season)  
**Career Record:** 337-271 (20th Season)  
**vs. St. Bonaventure:** First Meeting

VS

#### ST. BONAVENTURE BONNIES

8-2, 0-0 ATLANTIC 10

**Head Coach:** Mark Schmidt (Boston College, 1985)  
**Record at SBU:** 253-187 (15th Season)  
**Career Record:** 335-277 (21st Season)  
**vs. Virginia Tech:** 0-2

GAME 12 | VIRGINIA TECH vs. ST. BONAVENTURE - DEC. 17, 2021 | 4PM | ESPN2 | CHARLOTTE, N.C. | SPECTRUM CENTER (19,077)

### BROADCAST INFORMATION

#### TV | ESPN2

Doug Sherman, PxP  
Chris Spatola, Analyst

#### VIDEO STREAM

ESPN.com and ESPN app

#### RADIO | VT Sports Network

Jon Laaser, PxP  
Mike Burnop, Analyst

#### LIVE STATS

stats.hokiesports.com



@HokiesMBB

@BonniesMBB

### PROJECTED STARTERS

| Virginia Tech      | Ht. | Wt. | Yr.   | Hometown        | PPG  | RPG | Other                                 |
|--------------------|-----|-----|-------|-----------------|------|-----|---------------------------------------|
| G 5 Storm Murphy   | 6-0 | 185 | Gr.   | Middleton, Wis. | 7.4  | 1.6 | Coach Young calls him "Stormer"       |
| G 0 Hunter Cattoor | 6-3 | 200 | Jr.   | Orlando, Fla.   | 9.3  | 3.9 | Reached double figures in 4 of last 5 |
| G 4 Nahiem Alleyne | 6-4 | 195 | Jr.   | Buford, Ga.     | 11.1 | 3.4 | Team-high 42 3FG last season          |
| F 25 Justyn Mutts  | 6-7 | 230 | Gr.   | Millville, N.J. | 10.1 | 7.5 | Young man brings the energy!          |
| F 22 Keve Aluma    | 6-9 | 235 | r-Sr. | Berlin, Md.     | 14.4 | 6.4 | Playing to his potential as of late   |

| St. Bonaventure    | Ht.  | Wt. | Yr.   | Hometown            | PPG  | RPG | Other                                  |
|--------------------|------|-----|-------|---------------------|------|-----|--|
| G 0 Kyle Lofton    | 6-3  | 185 | Sr.   | Hillside, N.J.      | 17.4 | 3.9 | Preseason A-10 Player of the Year      |
| G 5 Jaren Holmes   | 6-4  | 210 | Sr.   | Romulus, Mich.      | 17.4 | 7.1 | Averaging 20.5 ppg in his last 2 games |
| G 1 Dominick Welch | 6-5  | 205 | Sr.   | Buffalo, N.Y.       | 11.2 | 5.7 | Made 6 3FG vs. UNI                     |
| G 33 Jalen Adaway  | 6-5  | 215 | r-Sr. | Logansport, Ind.    | 14.6 | 7.8 | Season-high 22 points vs. Loyola (Md.) |
| C 21 Osun Osunniyi | 6-10 | 220 | Sr.   | Pleasantville, N.J. | 10.2 | 7.0 | 2020-21 A-10 Defensive POY             |

### KEY STORYLINES

#### THE SERIES

- The former Atlantic 10 foes are set to meet for the 17th time Friday afternoon in Charlotte, N.C. The Hokies hold a 10-6 advantage in the all-time series.
- This will be the second straight game against an A-10 opponent after falling to Dayton, 62-57, Sunday afternoon on the road.
- Friday's game will be the fourth time Tech and St. Bonaventure clash at a neutral site. The Hokies have a 2-1 edge in those meetings.
- Tech will take a two-game win streak into Friday's matchup with the Bonnies. It's last loss in the series was on Nov. 22, 2002 (91-78) in

St. Thomas, V.I. This game was later vacated by St. Bonaventure due to the use of an ineligible player.

#### A WIN WOULD...

- Give the Hokies their first win at a neutral site this season.
- Improve Tech to 11-6 in the all-time series and mark its third straight win against the Bonnies.
- Hand St. Bonaventure its second straight loss.
- Prevent Tech from dropping back-to-back games for the second time this season.
- Secure the Hokies' second-best NET win of the season. St. Bonaventure checks in at No. 81 entering Friday's game.

#### HOKIE HEADLINES

- Keve Aluma has reached double-figure scoring in six straight games. He's at least tied for leading scorer honors in four straight games.
- Tech is coming off a season-low 21 field goals made at Dayton. It was the third time the Hokies finished with a field-goal percentage below 40 percent.
- Friday's game will feature two teams that rely heavily on their starting five. The Hokies' starters produce 74.3 percent of Tech's scoring. The Bonnies get 86.9 percent of their scoring from starters. In fact, only three bench players have scored for SBU all season.

### 2021-22 SCHEDULE

#### RECORD

7-4

#### ACC

0-1

#### NON-CONFERENCE

7-3

#### HOME

5-1

#### AWAY

2-1

#### NEUTRAL

0-2

| Date   | Opponent                       | TV     | Time/Result |
|--------|--------------------------------|--------|-------------|
| 11/9   | Maine                          | ACCNX  | W, 82-47    |
| 11/12  | at Navy <sup>1</sup>           | CBSSN  | W, 77-57    |
| 11/15  | Radford                        | ACCNX  | W, 65-39    |
| 11/18  | St. Francis (Pa.)              | ACCN   | W, 85-55    |
| 11/21  | Merrimack                      | RSN    | W, 72-43    |
| 11/24  | #9/10 Memphis <sup>2</sup>     | ESPN2  | L, 69-61    |
| 11/26  | #25/RV Xavier <sup>2</sup>     | ESPN2  | L, 59-58    |
| 12/1   | at Maryland <sup>3</sup>       | ESPN2  | W, 62-58    |
| 12/4   | Wake Forest <sup>*</sup>       | ACCN   | L, 80-61    |
| 12/8   | Cornell                        | ACCN   | W, 93-60    |
| 12/12  | at Dayton                      | ESPN2  | L, 62-57    |
| 12/17  | St. Bonaventure <sup>4</sup>   | ESPN2  | 4 PM        |
| 12/22  | at Duke <sup>*</sup>           | ESPN2  | 9 PM        |
| 12/29  | at North Carolina <sup>*</sup> | ESPN2  | 7 PM        |
| 1/1    | Pittsburgh <sup>*</sup>        | ESPNU  | 4 PM        |
| 1/4    | NC State <sup>*</sup>          | ACCN   | 7 PM        |
| 1/12   | at Virginia <sup>*</sup>       | ESPN2  | 9 PM        |
| 1/15   | Notre Dame <sup>*</sup>        | ACCN   | 6 PM        |
| 1/19   | at NC State <sup>*</sup>       | ACCN   | 7 PM        |
| 1/22   | at Boston College <sup>*</sup> | RSN    | 12 PM       |
| 1/26   | Miami <sup>*</sup>             | ACCN   | 7 PM        |
| 1/29   | at Florida State <sup>*</sup>  | ABC    | 3 PM        |
| 2/2    | Georgia Tech <sup>*</sup>      | ACCN   | 9 PM        |
| 2/5    | at Pittsburgh <sup>*</sup>     | ACCN   | 7 PM        |
| 2/12   | Syracuse <sup>*</sup>          | -      | 6 PM        |
| 2/14   | Virginia <sup>*</sup>          | ESPN   | 7 PM        |
| 2/19   | North Carolina <sup>*</sup>    | ESPN/2 | 4 PM        |
| 2/23   | at Georgia Tech <sup>*</sup>   | ESPN/2 | 9 PM        |
| 2/26   | at Miami <sup>*</sup>          | RSN    | 3 PM        |
| 3/1    | Louisville <sup>*</sup>        | ESPN/2 | 9 PM        |
| 3/5    | at Clemson <sup>*</sup>        | RSN    | 2 PM        |
| 3/8-12 | ACC Tournament <sup>5</sup>    | -      | -           |

All Times Eastern

\* - ACC Game

1 - Veterans Classic (Annapolis, Md.)

2 - NIT Season Tip-Off (Brooklyn, N.Y.)

3 - Big Ten/ACC Challenge (College Park, Md.)

4 - Basketball Hall of Fame Shootout (Charlotte, N.C.)

5 - New York Life ACC Tournament (Brooklyn, N.Y.)

### CONTACT INFO

**Brian Cox** | Phone: (540) 250-0624

Email: bcox90@vt.edu

Associate AD, Creative Communications

**Will Copeland** | Phone: (757) 814-0930

Email: cwil199@vt.edu

Creative Communications Coordinator

QUICK FACTS

THE BASICS

University Name: Virginia Tech  
 Location: Blacksburg, Va.  
 Founded: 1872  
 Enrollment: 37,000  
 President: Dr. Timothy Sands  
 Director of Athletics: Whit Babcock  
 Nickname: Hokies  
 Mascot: HokieBird  
 Colors: Chicago Maroon and Burnt Orange  
 Affiliation: NCAA Division I  
 Conference: Atlantic Coast (18th Season)

COURT FACTS

Carilion Clinic Court at Cassell Coliseum  
 Normal Capacity: 8,925  
 Record in Arena: 629-205  
 Largest Crowd: 11,500 (vs. Purdue, Dec. 3, 1966)

INFORMATION

2020-21 Record: 15-7  
 Home/Away/Neutral: 10-2/3-3/2-2  
 Conference Record: 9-4  
 Home/Away: 6-1/3-3  
 Conference Finish: 3rd  
 Conference Tournament: Lost in quarterfinals  
 Starters Returning/Lost: 3/2  
 Letterwinners Returning/Lost: 7/5  
 Newcomers: 6

Total seasons: 114  
 First season: 1908-09  
 All-Time Record: 1,502-1,247  
 All-Time ACC Record: 127-161  
 All-Time ACC Tournament Record: 10-17  
 ACC Championship Game Appearances: 0  
 NCAA Tournament Appearances (Last): 12 (2021)  
 All-Time NCAA Record: 8-12



MEDIA INFORMATION

CREDENTIALS

Outlets interested in obtaining credentials to cover Virginia Tech basketball home games must apply for credentials via: [media.hokiesports.com/credentials](http://media.hokiesports.com/credentials).

You may also email: [bcox90@vt.edu](mailto:bcox90@vt.edu).

All credentials for Virginia Tech home games this season will be issued on a single-game basis, and media seating is extremely limited.

INTERVIEW POLICY

During ACC play, Mike Young conducts weekly media press conferences, via Zoom. To request the Zoom link for a particular week, please email Brian Cox ([bcox90@vt.edu](mailto:bcox90@vt.edu)).

**Gamedays:** Coach Mike Young and requested players will be available to the media following a 10-minute cooling off period after the game. For home games, interviews of Coach Young and players will be conducted in-person in the Cassell Coliseum media center.

**Non-Gamedays:** All coach and player interview requests need to be arranged through the Virginia Tech Creative Communications Office - contact Brian Cox (c. 540-250-0624; e. [bcox90@vt.edu](mailto:bcox90@vt.edu)). Players and coaches should not be contacted directly under any circumstances.



2021-22 VIRGINIA TECH NUMERICAL ROSTER

| No. | Name            | Cl.   | Pos. | Ht.  | Wt. | Hometown                 | Previous School             |
|-----|-----------------|-------|------|------|-----|--------------------------|-----------------------------|
| 0   | Hunter Cattoor  | Jr.   | G    | 6-3  | 200 | Orlando, Fla.            | Bishop Moore                |
| 1   | David N'Guessan | So.   | F    | 6-9  | 205 | De Lier, The Netherlands | Mt. Zion Prep               |
| 3   | Sean Pedulla    | Fr.   | G    | 6-1  | 190 | Edmond, Okla.            | Edmond Memorial             |
| 4   | Nahiem Alleyne  | Jr.   | G    | 6-4  | 195 | Buford, Ga.              | Mountain View               |
| 5   | Storm Murphy    | Gr.   | G    | 6-0  | 185 | Middleton, Wis.          | Wofford                     |
| 10  | Camden Johnson  | Fr.   | G    | 6-1  | 175 | Waxhaw, N.C.             | Metrolina Christian Academy |
| 11  | Jalen Haynes    | Fr.   | F    | 6-8  | 250 | Ft. Lauderdale, Fla.     | Montverde Academy           |
| 13  | Darius Maddox   | So.   | G    | 6-5  | 185 | Bowie, Md.               | Oak Hill Academy            |
| 14  | Ben Varga       | Fr.   | G    | 5-10 | 170 | Louisville, Ky.          | St. Xavier                  |
| 15  | Lynn Kidd       | So.   | C    | 6-10 | 240 | Gainesville, Fla.        | Clemson                     |
| 21  | John Ojiako     | Jr.   | C    | 6-10 | 245 | Lagos, Nigeria           | Admiral Farragut (Fla.)     |
| 22  | Keve Aluma      | r-Sr. | F    | 6-9  | 235 | Berlin, Md.              | Wofford                     |
| 25  | Justyn Mutts    | Gr.   | F    | 6-7  | 230 | Millville, N.J.          | Delaware                    |

COACHING & SUPPORT STAFF

**Head Coach:** Mike Young (Emory & Henry, 1986)  
**Record at VT:** 38-27 (3rd Year)  
**Overall Record:** 337-271 (20th Year)  
**Associate Head Coach:** Mike Jones (1st Year)  
**Assistant Coach:** Christian Webster (6th Year)  
**Assistant Coach:** Kevin Giltner (3rd Year)  
**Chief of Staff:** Stephanie Ballein (3rd Year)  
**Special Assistant for Recruiting:** Matt Olinger (3rd Year)  
**Director of Player Personnel:** Ryan Nadeu (4th Year)  
**Special Assistant to the Head Coach:** Ace Custis (3rd Year)  
**Strength & Conditioning:** David Jackson (14th Year)  
**Athletic Trainer:** Hisham Ziyout (3rd Year)

PRONUNCIATION GUIDE

|                 |                    |
|-----------------|--------------------|
| Hunter Cattoor  | cuh-TOUR           |
| David N'Guessan | GUH-sahn           |
| Sean Pedulla    | puh-DOOL-uh        |
| Nahiem Alleyne  | nah-HEEM ah-LEAN   |
| Jalen Haynes    | JAY-lin HAY-nes    |
| Ben Varga       | VAR-guh            |
| John Ojiako     | oh-GEE-ah-koh      |
| Keve Aluma      | kev-AYE ah-LOU-muh |
| Justyn Mutts    | JUST-in            |

ROSTER BY CLASS

| Freshmen (4)   | Sophomores (3)  | Juniors (3)    | Seniors (3)   |
|----------------|-----------------|----------------|---------------|
| Jalen Haynes   | Lynn Kidd       | Nahiem Alleyne | Keve Aluma*   |
| Camden Johnson | Darius Maddox   | Hunter Cattoor | Storm Murphy^ |
| Sean Pedulla   | David N'Guessan | John Ojiako    | Justyn Mutts^ |

Ben Varga  
 \* = Redshirt  
 ^ = Graduate Student

SOCIAL



## BY THE NUMBERS

# 20

The 2021-22 season is the **20th** of Mike Young's head coaching career. He has logged a 337-271 (.554) career record as the head whistle.

# 4

The Hokies have advanced to the NCAA Tournament a program-record **four** straight times. Tech has now earned 12 NCAA bids in school history.

# 13

Virginia Tech ranks **No. 13** in the country in scoring defense, holding opponents to 57.2 points per game.

## NOTEWORTHY

### MUTTS NAMED CANDIDATE FOR SENIOR CLASS AWARD

- Virginia Tech's Justyn Mutts has been selected as a candidate for the 2021-22 Senior CLASS Award.
- An acronym for Celebrating Loyalty and Achievement for Staying in School®, the Senior CLASS Award recognizes seniors that have notable achievements in four areas of excellence: community, classroom, character and competition.
- Mutts was named one of 30 NCAA Division I men's basketball student-athletes in contention for the award.
- From the list of 30 candidates, a committee will select 10 finalists for the Senior CLASS Award in February. Those 10 names will then be placed on the official ballot for a nationwide vote. Fan balloting will be coupled with votes from coaches and media to determine the recipient of the award.

### EMBRACE HARD

- Mike Young told the Hokies in the locker room following their win over Cornell to "embrace hard."
- He was referring to Tech's upcoming schedule, which includes road dates at Dayton, Duke and North Carolina, along with a neutral-site matchup with preseason A-10 favorite St. Bonaventure.

### EXPERIENCE VS. EXPERIENCE

- Friday's game will feature two of the more veteran starting lineups in the nation.
- The Hokies will have three fifth-year players in their starting lineup, meanwhile the Bonnies will have five seniors or older in their starting rotation.

### SEVENTH HEAVEN

- Seven Hokies reached double figures in the scoring column against Cornell on Dec. 8. This is the first time that's occurred since Dec. 17, 2016 vs. The Citadel.

| Player          | Points |
|-----------------|--------|
| Keve Aluma      | 16     |
| Darius Maddox   | 14     |
| Nahiem Alleyne  | 13     |
| Hunter Cattoor  | 11     |
| Sean Pedulla    | 11     |
| Justyn Mutts    | 10     |
| David N'Guessan | 10     |

### CAREER DAYS AGAINST THE BIG RED

- Darius Maddox and Sean Pedulla dialed up career highs in the scoring column against Cornell, contributing 14 and 11, respectively.
- David N'Guessan racked up a career-high nine boards.

### WHAT CAN YA DO?

- On Dec. 4, Wake Forest shot 63.5 percent (33-52) from the field, the highest mark by any Virginia Tech opponent since Dayton (63.6) on Nov. 26, 2019 in the Maui Invitational.
- It was the highest field-goal percentage by an ACC team in any game this season, and Tech became the first high-major program to allow an opponent to shoot 63.5 or higher (as of Dec. 4).

### WHATEVER IT TAKES

- Virginia Tech ranks eighth nationally on defense in non-steal turnover percentage (.135), per KenPom.com.
- Non-steal turnovers forced include travels, double-dribbles, offensive fouls or any time the ball is out of bounds without the defense directly forcing it.

### REBOUND, REBOUND, REBOUND!

- Against Memphis, Justyn Mutts (12) and Keve Aluma (11) combined for 23 of Tech's 33 rebounds. It was the first time Tech had two players record double-digit rebounds in the same game since Mutts and Aluma did so at Notre Dame on Jan. 27, 2021.

### DOUBLE-DOUBLE KEVE

- Keve Aluma recorded his first double-double of the season vs. Memphis - 14 points and 11 rebounds.
- The Berlin, Maryland native recorded the second double-double of the season in his homecoming game against the Terrapins on Dec. 1 - 17 points and 12 rebounds.
- He led all Hokies with six double-doubles during the 2020-21 campaign.
- Aluma has reached double-figure scoring in nine of Tech's 11 games and double-figure rebounding in two games.

### WHAT A START

- Tech won each of its first five games by an average of 28 points per game.
- Each game was decided by at least 20 points. The smallest margin of victory was at Navy (77-57). The largest margin of victory

was vs. Maine in the season opener (82-47).

- The last time the Hokies won five games in a row, all by 20-or-more points, was in 1943-44. Between Jan. 26 and Feb. 12, 1944, Tech rattled off six-consecutive wins by 20-plus points against VMI (twice), Blackstone Army Airfield, Woodrow Wilson Hospital, William & Mary and Emory & Henry.

### MOMENTUM ON OUR SIDE

- With its third-place finish in the regular-season standings in 2020-21, Tech has finished in the top five of the ACC two of the last three seasons.
- Placing third tied for the highest ACC finish in school history as the Hokies tied for third in 2006-07 and 2009-10.
- If Tech can post a top-five ACC finish this season, it would mark the third time in four years accomplishing that feat.

| Season  | Head Coach    | Record (Conf.) | Finish |
|---------|---------------|----------------|--------|
| 2018-19 | Buzz Williams | 26-9 (12-6)    | 5th    |
| 2019-20 | Mike Young    | 16-16 (7-13)   | T10th  |
| 2020-21 | Mike Young    | 15-7 (9-4)     | 3rd    |
| 2021-22 | Mike Young    | 7-4 (0-1)      | -      |

- The Hokies charted five top-five ACC finishes in seven years from 2004-05 to 2011-12.

### YOU GET A BUCKET, YOU GET A BUCKET, EVERYBODY GETS A BUCKET

- Eight players scored a 3-point field goal vs. Merrimack. The last time that occurred was against Coppin State on Dec. 19, 2020.
- With late threes from walk-ons Camden Johnson and Ben Varga, each member of the Hokies' squad has scored a point this season. Keve Aluma leads the way for Tech with 158 points.

### BENCH PRODUCTION

- A big question mark entering the 2021-22 season was the impact Tech's bench would have.
- Through 11 games, the Hokies' reserves are averaging 18.1 points per game.
- Tech has gone over the 30-point threshold three times, with a season-high 36 points coming against Maine and Cornell.
- Per KenPom, the Hokies rank 322nd in bench players contributing minutes (.236). With the starting five that Mike Young has rolled with through the first 10 games, each player is averaging at least 27.4 mpg.



## DEGREES ON DEGREES

- Storm Murphy and Justyn Mutts are both in grad school at Virginia Tech.
- Murphy graduated from Wofford with a finance degree in May 2021 and is currently pursuing a graduate degree in leadership studies within the Agricultural and Life Sciences program at Virginia Tech.
- Mutts graduated with a psychology degree from Delaware and completed his master's degree at Tech in agricultural and life sciences with a concentration in education in May 2021. He's currently pursuing his second master's degree in educational psychology.
- Keve Aluma earned his first undergraduate degree in human development from Virginia Tech in May 2021 and is currently working on his second undergraduate degree in sociology.

## PUT THE CLAMPS ON 'EM

- Through the first five games of the season, the Hokies held each of their opponents below 60 points. Their 57.2 scoring defense average ranks second in the ACC and 13th nationally.

| Rank | School         | Games Played | Points Allowed | Average |
|------|----------------|--------------|----------------|---------|
| 1    | Virginia       | 10           | 558            | 55.8    |
| 2    | Virginia Tech  | 11           | 629            | 57.2    |
| 3    | Boston College | 11           | 678            | 61.6    |
| 4    | Louisville     | 10           | 643            | 64.3    |
| 5    | Duke           | 9            | 585            | 65.0    |

- The last time Tech opened the season holding its first five opponents below 60 points was the 1946-47 season. That season, the Hokies held their first 18 opponents below the 60-point threshold.
- In addition to their scoring defense, the Hokies rank fourth in the ACC in field-goal percentage defense (.402).
- Tech held its first six opponents of the season below 40 percent shooting before Xavier shot 47.8 percent against the Hokies on Nov. 26.

## OWNING THE ARC

- The 3-point line has been under new management 11 games into the 2021-22 season. Tech has owned both sides of the arc, ranking first in 3FG% defense (.254) and third in 3FG% (.393) among ACC programs. The Hokies are also fourth in 3-pointers made per game (8.6).

## WINNING THE TURNOVER BATTLE

- Through 11 games this season, Tech has won the turnover battle 10 times.
- The lone game where the Hokies failed to win the turnover battle was against Wake Forest on Dec. 4.
- The Hokies rank fifth in the ACC and 35th nationally in turnovers per game (10.7).

## TECH SIGNS NO. 26 CLASS IN THE COUNTRY

- Coach Young announced the signing of three standout recruits during the early signing period, which began on Nov. 10. The Hokies are set to welcome MJ Collins (Rock Hill, S.C.), Patrick Wessler (Matthews, N.C.) and Rodney Rice (Clinton, Md.) to Blacksburg next summer as part of Tech's 26th-ranked recruiting class according to 247Sports.



## STANDINGS

| TEAM                     | OVERALL    | ACC        | PCT         |
|--------------------------|------------|------------|-------------|
| 1. Wake Forest           | 10-1       | 1-0        | .909        |
| 2. North Carolina        | 8-2        | 1-0        | .800        |
| 3. Miami                 | 8-3        | 1-0        | .727        |
| 4. Louisville            | 7-3        | 1-0        | .700        |
| 5. Virginia              | 6-4        | 1-0        | .600        |
| 6. Boston College        | 6-5        | 1-0        | .545        |
| 7. Syracuse              | 5-5        | 1-0        | .500        |
| 8. Duke                  | 8-1        | 0-0        | .889        |
| 9. NC State              | 7-3        | 0-1        | .700        |
| 10. <b>Virginia Tech</b> | <b>7-4</b> | <b>0-1</b> | <b>.636</b> |
| 11. Florida State        | 5-4        | 0-1        | .556        |
| Georgia Tech             | 5-4        | 0-1        | .556        |
| 13. Clemson              | 6-4        | 0-1        | .600        |
| 14. Notre Dame           | 4-4        | 0-1        | .500        |
| 15. Pitt                 | 3-7        | 0-1        | .300        |

## PREDICTED ORDER OF FINISH

| TEAM (FIRST-PLACE VOTES)    | POINTS     |
|-----------------------------|------------|
| 1. Duke (47)                | 1132       |
| 2. Florida State (14)       | 1034       |
| 3. North Carolina (5)       | 1001       |
| 4. Virginia (9)             | 949        |
| 5. <b>Virginia Tech (5)</b> | <b>857</b> |
| 6. Louisville (1)           | 791        |
| 7. Syracuse                 | 781        |
| 8. Notre Dame               | 599        |
| 9. NC State                 | 555        |
| 10. Georgia Tech            | 524        |
| 11. Clemson                 | 430        |
| 12. Miami                   | 428        |
| 13. Wake Forest             | 274        |
| 14. Pitt                    | 253        |
| 15. Boston College          | 112        |

## PRESEASON ALL-ACC TEAM

### First Team

Buddy Boenheim, Syracuse  
**Keve Aluma, Virginia Tech**  
 Paolo Banchemo, Duke  
 Armando Bacot, North Carolina  
 Isaiah Wong, Miami (Fla.)

### Second Team

Michael Devoe, Georgia Tech  
 Kihei Clark, Virginia  
 Prentiss Hubb, Notre Dame  
 Mark Williams, Duke  
 Wendell Moore Jr., Duke  
 Malik Williams, Louisville  
 Caleb Love, North Carolina

## PRESEASON ACC PLAYER OF THE YEAR

Paolo Banchemo, Duke

## PRESEASON ACC FRESHMAN OF THE YEAR

Paolo Banchemo, Duke





## REUNITED IN BLACKSBURG

- Keve Aluma, Storm Murphy and Coach Young spent two seasons (2017-19) together at Wofford, highlighted by their 2018-19 season that included a first-round win (84-68) over Seton Hall in the 2019 NCAA Tournament.
- Upon Aluma's and Young's departure from Wofford, Murphy stuck around in Spartanburg, South Carolina, guiding the Terriers to a 34-25 record.
- While together at Wofford, the trio combined for a 51-18 (.739) mark.

## WHO IS THIS GUY?

- Keve Aluma only attempted one 3-pointer in his two seasons at Wofford. In Coach Young's words, "it wasn't even close."
- Fast forward two seasons and Aluma has become a post player with range from beyond the arc. He attempted 57 threes in his Hokie debut in 2020-21, knocking down 20 of them for a 35.1 percent clip.
- After going 2-16 through Tech's first eight games this season, Aluma knocked down four of his seven attempts from long range vs. Wake Forest.

## JUSTYN TIME

- Coach Young has gone on record saying, "Justyn Mutts was probably the key to our year last year."
- The Delaware transfer was the Hokies' fourth-leading scorer from last season (9.5) and second-leading rebounder (6.4).
- From Dec. 29, 2020 through the end of the season, Mutts scored at least nine points in 11 of Tech's 14 games. The Millville, New Jersey native twice broke the 20-point plateau - at Miami (Fla.) (22) and vs. North Carolina (24) - during that stretch.

## LOGGING THE MINUTES

- Storm Murphy logged 3,723 minutes in his career entering this season, which is the 16th-most of anyone in the country returning for 2021-22.
- He ranked ninth in that category among point guards.

| Rk | Name            | School        | Minutes |
|----|-----------------|---------------|---------|
| 1  | Jacob Gilyard   | Richmond      | 4,372   |
| 2  | Jordan Bohannon | Iowa          | 4,304   |
| 3  | Jahlil Jenkins  | Stony Brook   | 4,287   |
| 4  | Marreon Jackson | Arizona State | 4,158   |
| 5  | Jarrold West    | Louisville    | 4,096   |
| 6  | Holland Woods   | Grand Canyon  | 3,973   |
| 7  | Pinky Wiley     | Hampton       | 3,917   |
| 8  | Kevin Johnson   | UIC           | 3,793   |
| 9  | Storm Murphy    | Virginia Tech | 3,723   |
| 10 | Geo Baker       | Rutgers       | 3,686   |

## GOOD THINGS COME IN THREES

- Tech has three fifth-year seniors on its roster in Keve Aluma, Storm Murphy and Justyn Mutts.

- They have combined for 8,956 minutes played, 332 games played and 3,102 points scored.

## ALUMA-NATING

- After sitting out the 2019-20 season due to NCAA transfer policy, Keve Aluma bursted onto the scene in Blacksburg.
- He has steadily expanded his game to the point where he led the Hokies in multiple categories last season.

| Stat             | Total | Team Rank |
|------------------|-------|-----------|
| Games Started    | 22    | T1st      |
| Field Goals Made | 118   | 1st       |
| Free Throws Made | 78    | 1st       |
| Points           | 334   | 1st       |
| Rebounds         | 174   | 1st       |
| Blocks           | 29    | 1st       |
| Minutes          | 674   | 1st       |

## IT'S IN THE NAME

- Storm Murphy's first name comes from his Mom's maiden name - Storm, in addition to being born in January during a snowstorm in Wisconsin.

## TRACKING THE TREY

- Coach Young's last four teams at Wofford all finished inside the top 10, nationally, in 3-point field-goal percentage.
- With the addition of Storm Murphy, Tech will look to make a big jump in this category in 2021-22.

| Season  | School        | 3FG% | Rank |
|---------|---------------|------|------|
| 2021-22 | Virginia Tech | 39.3 | 17th |
| 2020-21 | Virginia Tech | 35.4 | 95th |
| 2019-20 | Virginia Tech | 35.2 | 81st |
| 2018-19 | Wofford       | 41.4 | 2nd  |
| 2017-18 | Wofford       | 41.3 | 5th  |
| 2016-17 | Wofford       | 40.3 | 7th  |
| 2015-16 | Wofford       | 40.8 | 8th  |

## BOLD PREDICTION

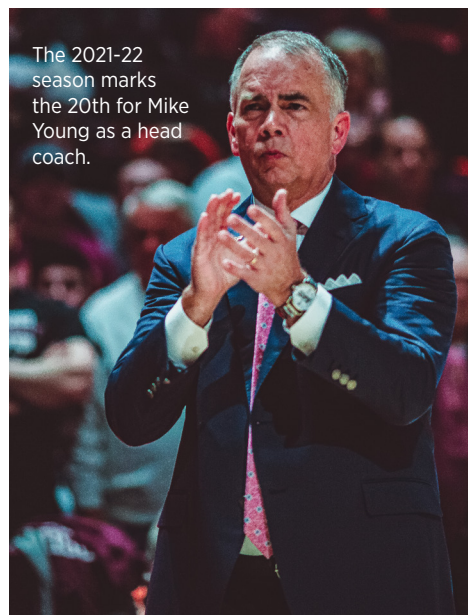
- During the Oct. 26 airing of "Nothing But Net," basketball analyst Luke Hancock picked Virginia Tech as his bold prediction to win the ACC regular season championship.
- Hancock cited bringing back a ton of veterans, including Keve Aluma, who he believes will make a run at ACC Player of the Year.

## MUTTS APPROACHING 1K POINTS

- Graduate student Justyn Mutts is nearing the 1,000-point milestone. Mutts has tallied 888 career points along stops at High Point, Delaware and now, Virginia Tech.
- He manufactured an impressive 401 points in his redshirt-sophomore season at Delaware before transferring to Blacksburg.

## CAUSE CHAOS

- Virginia Tech has caused at least 15 turnovers in six games this season.
- In 10 of their 11 games, the Hokies have forced 10-plus turnovers.



The 2021-22 season marks the 20th for Mike Young as a head coach.

## SPECIALTY STAT TRACKER

| Opponent            | Off TOs | Paint | 2nd Chance | FB | Bench |
|---------------------|---------|-------|------------|----|-------|
| Maine               | 22      | 42    | 8          | 2  | 36    |
| at Navy             | 19      | 36    | 9          | 6  | 10    |
| Radford             | 12      | 26    | 6          | 1  | 18    |
| St. Francis (Pa.)   | 10      | 40    | 17         | 7  | 34    |
| Merrimack           | 16      | 24    | 10         | 4  | 23    |
| vs. Memphis         | 3       | 20    | 7          | 9  | 5     |
| vs. Xavier          | 21      | 24    | 3          | 4  | 10    |
| at Maryland         | 12      | 20    | 15         | 3  | 9     |
| Wake Forest         | 10      | 28    | 6          | 4  | 7     |
| Cornell             | 18      | 40    | 13         | 7  | 36    |
| at Dayton           | 19      | 26    | 12         | 7  | 11    |
| vs. St. Bonaventure |         |       |            |    |       |
| at Duke             |         |       |            |    |       |
| at North Carolina   |         |       |            |    |       |
| Pittsburgh          |         |       |            |    |       |
| NC State            |         |       |            |    |       |
| at Virginia         |         |       |            |    |       |
| Notre Dame          |         |       |            |    |       |
| at NC State         |         |       |            |    |       |
| at Boston College   |         |       |            |    |       |
| Miami               |         |       |            |    |       |
| at Florida State    |         |       |            |    |       |
| Georgia Tech        |         |       |            |    |       |
| at Pittsburgh       |         |       |            |    |       |
| Syracuse            |         |       |            |    |       |
| Virginia            |         |       |            |    |       |
| North Carolina      |         |       |            |    |       |
| at Georgia Tech     |         |       |            |    |       |
| at Miami            |         |       |            |    |       |
| Louisville          |         |       |            |    |       |
| at Clemson          |         |       |            |    |       |
| ACC Tournament      |         |       |            |    |       |

|                     |            |            |            |            |            |
|---------------------|------------|------------|------------|------------|------------|
| <b>Total +/-</b>    | <b>+56</b> | <b>+28</b> | <b>+35</b> | <b>-12</b> | <b>-10</b> |
| <b>Season Highs</b> | <b>22</b>  | <b>42</b>  | <b>17</b>  | <b>9</b>   | <b>36</b>  |

## FAST BREAK

Tech has registered **two** wins over Top-5 programs under head coach Mike Young - most recently an 81-73 win over No. 3 Villanova on Nov. 28, 2020.

## THE OPPONENT

### SCOUTING THE BONNIES



### STAT LEADERS

| Scoring      | G-GS  | Pts. | PPG  |
|--------------|-------|------|------|
| Kyle Lofton  | 7-7   | 122  | 17.4 |
| Jaren Holmes | 10-10 | 174  | 17.4 |

| Rebounding   | G-GS  | Rebs. | RPG |
|--------------|-------|-------|-----|
| Jalen Adaway | 9-9   | 70    | 7.8 |
| Jaren Holmes | 10-10 | 71    | 7.1 |

| Assists      | G-GS  | Asts. | APG |
|--------------|-------|-------|-----|
| Kyle Lofton  | 7-7   | 41    | 5.9 |
| Jaren Holmes | 10-10 | 49    | 4.9 |

| Blocks         | G-GS  | Blks. | BPG |
|----------------|-------|-------|-----|
| Osun Osunniyi  | 10-10 | 29    | 2.9 |
| Dominick Welch | 10-10 | 10    | 1.0 |

| Steals         | G-GS  | Stls. | SPG |
|----------------|-------|-------|-----|
| Kyle Lofton    | 7-7   | 11    | 1.6 |
| Dominick Welch | 10-10 | 13    | 1.3 |

### ABOUT ST. BONAVENTURE

- The Bonnies enter Friday's matchup following their second loss of the season – a 74-64 defeat against No. 15 UConn. St. Bonaventure sits at 8-2 on the season with a 3-1 record in neutral-site contests.
- Leading St. Bonaventure in scoring is a pair of senior guards – Kyle Lofton and Jaren Holmes – both averaging 17.4 points per game. Holmes is a staple in the Bonnies' lineup, averaging 38:34 minutes per game, which is best in the country. St. Bonaventure protects the rock well, as it ranks first in the A-10 in turnovers per game (10.0) and third in assist-turnover ratio.
- All five members of the Bonnies starting rotation – each of which have at least four years of experience – average double-digit scoring. Holding his own down low is 6-foot-10 center Osun Osunniyi, who sits second in the A-10 in blocks per game with 2.9 and is the reigning A-10 Defensive Player of the Year.
- Mark Schmidt, the 2016 and 2021 Atlantic 10 Coach of the Year, is in his 15th season in charge of the Bonnies. Holding the spot as the all-time leader in wins at St. Bonaventure, Schmidt has led his squad

to 18-plus wins in seven of the last eight seasons. Last season was one of the most impressive in Bonnies' history, as the program claimed both the A-10 regular season and tournament titles.

### TEAM COMPARISON

| VT    | Stat                      | SBU  |
|-------|---------------------------|------|
| 70.3  | Points Per Game           | 73.8 |
| 57.2  | Opponents Points Per Game | 66.8 |
| +13.1 | Scoring Margin            | +7.0 |
| 34.2  | Rebounds Per Game         | 36.7 |
| +2.1  | Rebounding Margin         | +2.8 |
| .455  | FG Percentage             | .460 |
| .402  | FG Percentage Defense     | .403 |
| .393  | 3FG Percentage            | .342 |
| .254  | 3FG Percentage Defense    | .335 |
| 8.6   | 3FG Made Per Game         | 6.5  |
| .717  | FT Percentage             | .791 |
| 13.7  | Assists Per Game          | 14.2 |
| 10.7  | Turnovers Per Game        | 10.0 |

### LAST TIME VS. ST. BONAVENTURE

- Virginia Tech won its last meeting with St. Bonaventure, 73-64, inside Cassell Coliseum on Nov. 27, 2011.
- The Hokies were led in scoring that night by Erick Green (19 points), who would go on to receive second team All-ACC honors that year before being named ACC Player of the Year in 2013.
- Dorian Finney-Smith flirted with a double-double, putting up 11 points and eight boards. However, it was St. Bonaventure that controlled the glass with 36 rebounds compared to Tech's 28.
- Ultimately, the Hokies' efficient scoring prevailed, as they shot 49-percent from the field and 47-percent from beyond the arc.

### LAST TIME OUT

| Virginia Tech (7-4-0-1 ACC) -19                    |  | Dayton (7-4-0-0 Atlantic 10)                       |  |
|--|--|--|--|
| 12/12/21 at University of Dayton Arena, Dayton, OH |  | 12/12/21 at University of Dayton Arena, Dayton, OH |  |
| Date:  | 12/12/21                               | Score:   | VT 67, Dayton 62                             |
| Time:  | 7:00 PM                                | Location:  | Dayton, OH                                   |
| Attendance:  | 1,407                                  | Officials:   | Chris Smith, Mike Williams, Jeffery Williams |
| Site:  | University of Dayton Arena, Dayton, OH | Referee:   | John Gaffney, Brian O'Connell, Jamie Luckie  |

| Virginia Tech 67 |                 |    |            |              |             |             |             |           |           |           |           |          |          |           |
|------------------|-----------------|----|------------|--------------|-------------|-------------|-------------|-----------|-----------|-----------|-----------|----------|----------|-----------|
| #                | Player          | GS | MIN        | FG           | 3PT         | FT          | ORB         | DRB       | PF        | A         | TO        | BLK      | STL      | PTS       |
| 00               | Cabell-Munroe   | *  | 27         | 9-9          | 2-2         | 4-4         | 1-5         | 0         | 1         | 2         | 1         | 0        | 2        | 14        |
| 22               | Aluma,Keve      | *  | 37         | 7-15         | 0-2         | 0-2         | 3-3         | 6         | 2         | 2         | 3         | 0        | 1        | 14        |
| 25               | Hicks,Juday     | *  | 27         | 3-9          | 0-4         | 2-2         | 3-7         | 10        | 4         | 1         | 2         | 1        | 0        | 8         |
| 05               | Harshbarger     | *  | 26         | 3-6          | 2-4         | 0-0         | 0-2         | 2         | 2         | 5         | 3         | 0        | 0        | 8         |
| 04               | Altayne,Nasham  | *  | 39         | 1-10         | 0-4         | 0-0         | 0-2         | 2         | 0         | 1         | 2         | 0        | 1        | 2         |
| 01               | McCormack,David |    | 22         | 0-2          | 1-1         | 1-1         | 0-1         | 1         | 3         | 0         | 1         | 1        | 0        | 0         |
| 03               | Podulka,Sean    |    | 11         | 1-2          | 1-1         | 2-2         | 0-2         | 2         | 2         | 0         | 1         | 0        | 1        | 5         |
| 13               | Hendrix,Darius  |    | 11         | 0-2          | 0-0         | 0-0         | 1-0         | 1         | 3         | 0         | 0         | 0        | 0        | 0         |
| TM               | TEAM            |    | 0          | 0-0          | 0-0         | 0-0         | 1-1         | 2         | 0         | 0         | 0         | 0        | 0        | 0         |
| <b>Totals</b>    |                 |    | <b>200</b> | <b>21-62</b> | <b>6-22</b> | <b>9-24</b> | <b>9-23</b> | <b>32</b> | <b>17</b> | <b>11</b> | <b>13</b> | <b>2</b> | <b>8</b> | <b>67</b> |

| Team Summary |                    |                   |           |
|--------------|--------------------|-------------------|-----------|
| FG           | 3PT                | FT                | PTS       |
| 9-27 33.3%   | 3-11 27.3%         | 1-1 100.0%        | 14        |
| 12-28 42.9%  | 1-11 9.1%          | 8-13 61.5%        | 31        |
| <b>Total</b> | <b>21-62 33.9%</b> | <b>6-22 27.3%</b> | <b>64</b> |

| Technical Fouls:      |    |    |   |
|-----------------------|----|----|---|
| 0                     | 0  | 0  | 0 |
| Second Chance Points: |    |    |   |
| 12                    | 0  | 1  | 1 |
| Points in the Paint:  |    |    |   |
| 15                    | 25 | 13 | 7 |
| Fast Break Points:    |    |    |   |
| 0                     | 0  | 0  | 0 |
| Lead Changed:         |    |    |   |
| 1                     | 1  | 0  | 0 |
| Largest Lead:         |    |    |   |
| 0                     | 0  | 0  | 0 |

| Dayton 62     |                 |    |            |              |             |              |              |           |           |           |           |          |          |           |
|---------------|-----------------|----|------------|--------------|-------------|--------------|--------------|-----------|-----------|-----------|-----------|----------|----------|-----------|
| #             | Player          | GS | MIN        | FG           | 3PT         | FT           | ORB          | DRB       | PF        | A         | TO        | BLK      | STL      | PTS       |
| 23            | Baskley,A.J.    | *  | 29         | 7-9          | 0-5         | 0-0          | 3-3          | 6         | 2         | 2         | 1         | 0        | 3        | 19        |
| 11            | Santa-Maria     | *  | 34         | 3-9          | 1-3         | 0-2          | 3-2          | 5         | 3         | 4         | 1         | 0        | 2        | 7         |
| 15            | Holmes,L.Dillon | *  | 30         | 3-4          | 0-0         | 1-5          | 2-6          | 8         | 4         | 1         | 1         | 0        | 7        |           |
| 02            | Carroll,Toumani | *  | 27         | 3-12         | 0-3         | 1-2          | 0-4          | 4         | 3         | 1         | 6         | 0        | 1        | 7         |
| 24            | Braxton,Archie  | *  | 22         | 0-2          | 0-1         | 2-2          | 0-2          | 2         | 1         | 1         | 2         | 0        | 1        | 2         |
| 22            | Arnold,Nustapha |    | 22         | 3-5          | 1-2         | 4-4          | 1-4          | 1-4       | 7         | 2         | 1         | 3        | 0        | 11        |
| 00            | Wheeler,Dylan   |    | 23         | 2-4          | 0-1         | 5-6          | 0-1          | 1         | 1         | 5         | 0         | 0        | 0        | 9         |
| 04            | Brax,Koby       |    | 9          | 0-3          | 0-2         | 0-0          | 0-0          | 0         | 0         | 0         | 0         | 0        | 0        | 0         |
| 12            | Newkirk,Zion    |    | 4          | 0-2          | 0-1         | 0-0          | 0-2          | 2         | 2         | 0         | 0         | 0        | 1        | 0         |
| TM            | TEAM            |    | 0          | 0-0          | 0-0         | 0-0          | 1-2          | 3         | 0         | 0         | 1         | 0        | 0        | 0         |
| <b>Totals</b> |                 |    | <b>200</b> | <b>21-60</b> | <b>7-18</b> | <b>13-21</b> | <b>10-28</b> | <b>38</b> | <b>18</b> | <b>18</b> | <b>18</b> | <b>0</b> | <b>9</b> | <b>62</b> |

| Team Summary |                    |                   |           |
|--------------|--------------------|-------------------|-----------|
| FG           | 3PT                | FT                | PTS       |
| 11-28 39.3%  | 6-23 26.1%         | 3-4 75.0%         | 34        |
| 10-24 41.7%  | 2-6 33.3%          | 11-17 64.7%       | 31        |
| <b>Total</b> | <b>21-60 35.0%</b> | <b>7-18 38.9%</b> | <b>65</b> |

| Technical Fouls:      |    |    |   |
|-----------------------|----|----|---|
| 0                     | 0  | 0  | 0 |
| Second Chance Points: |    |    |   |
| 9                     | 0  | 1  | 1 |
| Points in the Paint:  |    |    |   |
| 28                    | 15 | 13 | 7 |
| Fast Break Points:    |    |    |   |
| 0                     | 0  | 0  | 0 |
| Lead Changed:         |    |    |   |
| 1                     | 1  | 0  | 0 |
| Largest Lead:         |    |    |   |
| 0                     | 0  | 0  | 0 |

### 2021-22 HONORS WATCH



#### Keve Aluma

Naismith Memorial Basketball Hall of Fame  
 • Karl Malone Award Watch List

ACC Preseason Voting  
 • First-Team All-ACC

#### The Athletic

• College Basketball's Top-20 Bigs - No. 18

#### ESPN

• MBB Top-25 Players for 2021-22 - No. 19

#### Lute Olson Award

• Lute Olson Award Preseason Watch List

#### Wooden Award

• Wooden Award Preseason Watch List



Nahiem Alleyne led Tech with 42 3FG made last season.

## THIS IS HOME

- Shout-out to David Cunningham of Tech Sideline for the below excerpt from an interview he had with Justyn Mutts.



## CHALLENGING NONCON

- Coach Young's nonconference scheduling philosophy is quite different from his predecessor - one in which should provide plenty of Quadrant 1 and Quadrant 2 opportunities for the NCAA Tournament resume.
- The Hokies have the potential to play up to six Quadrant 1 or 2 games in their nonconference slate, highlighted by games vs. Memphis, vs. Xavier, at Maryland and vs. St. Bonaventure.
- It's important to note, Tech secured two Quadrant 1 wins all of last season (vs. Villanova and vs. Virginia).
- Six of the Hokies' 11 nonconference games will be played either on the road or at neutral sites.
- Three of Tech's nonconference opponents appeared in the AP preseason poll: No. 12 Memphis, No. 21 Maryland and No. 23 St. Bonaventure.

## HOKIES IN PRIMETIME

- If you're a night owl, then the Hokies' 2021-22 schedule will be right up your ally.
- Tech is set to appear in at least 10 games this season with an official start time of 8 p.m. or later. Seven of those games will tip at 9 p.m. or later.

## PROGRAM WIN NO. 1,500

- Virginia Tech earned its 1,500th program win Nov. 21 vs. Merrimack, becoming the 90th men's basketball program in Division I history to achieve the mark.
- Tech joined ACC counterparts North Carolina, Duke, Syracuse, Notre Dame, NC State, Louisville, Virginia, Pitt and Wake Forest as the 10 conference programs that have reached the milestone.

## GET USED TO IT

- Friday's game vs. St. Bonaventure is the second of four straight Tech games to be televised on ESPN2.

## NATIONAL POLLS

### ASSOCIATED PRESS POLL

Updated: Dec. 13

| Rank | School         | Record | Points |
|------|----------------|--------|--------|
| 1    | Baylor (61)    | 9-0    | 1525   |
| 2    | Duke           | 7-1    | 1429   |
| 3    | Purdue         | 9-1    | 1319   |
| 4    | UCLA           | 9-1    | 1312   |
| 5    | Gonzaga        | 8-2    | 1291   |
| 6    | Alabama        | 8-1    | 1202   |
| 7    | Kansas         | 8-1    | 1181   |
| 8    | Arizona        | 9-0    | 1172   |
| 9    | Villanova      | 7-3    | 924    |
| 10   | USC            | 10-0   | 810    |
| 11   | Iowa State     | 10-0   | 798    |
| 12   | Michigan State | 9-2    | 707    |
| 13   | Auburn         | 8-1    | 693    |
| 14   | Houston        | 8-2    | 683    |
| 15   | Ohio State     | 8-2    | 656    |
| 16   | Seton Hall     | 9-1    | 635    |
| 17   | Texas          | 6-2    | 583    |
| 18   | Tennessee      | 7-2    | 390    |
| 19   | LSU            | 9-0    | 376    |
| 20   | UConn          | 9-2    | 360    |
| 21   | Kentucky       | 7-2    | 345    |
| 22   | Xavier         | 9-1    | 301    |
| 23   | Colorado State | 10-0   | 251    |
| 24   | Arkansas       | 9-1    | 241    |
| 25   | Texas Tech     | 7-1    | 164    |

**Receiving Votes:** Wisconsin 156, North Carolina 85, Providence 57, Oklahoma 46, San Francisco 36, Illinois 31, West Virginia 24, Loyola Chicago 20, Michigan 8, St. Bonaventure 6, BYU 4, Minnesota 3, Creighton 1

**Dropped from Rankings:** Florida 20, Wisconsin 22, BYU 24

### USA TODAY COACHES' POLL

Updated: Dec. 13

| Rank | School         | Record | Points |
|------|----------------|--------|--------|
| 1    | Baylor (30)    | 9-0    | 797    |
| 2    | Duke (1)       | 7-1    | 747    |
| 3    | UCLA           | 9-1    | 679    |
| 4    | Purdue         | 9-1    | 663    |
|      | Gonzaga        | 8-2    | 663    |
| 6    | Arizona        | 9-0    | 658    |
| 7    | Kansas         | 8-1    | 613    |
| 8    | Alabama (1)    | 8-1    | 612    |
| 9    | USC            | 10-0   | 443    |
| 10   | Villanova      | 7-3    | 415    |
| 11   | Iowa State     | 10-0   | 398    |
| 12   | Michigan State | 9-2    | 376    |
| 13   | Houston        | 8-2    | 369    |
| 14   | Auburn         | 8-1    | 345    |
| 15   | Ohio State     | 8-2    | 338    |
| 16   | Seton Hall     | 9-1    | 337    |
| 17   | Texas          | 6-2    | 255    |
| 18   | Tennessee      | 7-2    | 250    |
| 19   | Arkansas       | 9-1    | 203    |
| 20   | LSU            | 9-0    | 184    |
| 21   | Kentucky       | 7-2    | 182    |
| 22   | UConn          | 9-2    | 181    |
| 23   | Colorado State | 10-0   | 153    |
| 24   | Texas Tech     | 7-1    | 123    |
| 25   | Xavier         | 9-1    | 117    |

**Receiving Votes:** Wisconsin 110, Providence 41, San Francisco 36, North Carolina 31, Florida 17, Oklahoma 13, St. Bonaventure 11, Loyola Chicago 10, BYU 9, Minnesota 7, Illinois 6, West Virginia 5, Saint Mary's 2, Weber State 1

**Dropped from Rankings:** Florida 16, Wisconsin 17, BYU 23

### TRACKING TECH

|           | AP | Coaches |
|-----------|----|---------|
| Preseason | RV | RV      |
| 11/15     | RV | -       |
| 11/22     | RV | RV      |
| 11/29     | RV | -       |
| 12/6      | -  | -       |
| 12/13     | -  | -       |
| 12/20     | -  | -       |
| 12/27     | -  | -       |
| 1/3       | -  | -       |
| 1/10      | -  | -       |
| 1/17      | -  | -       |
| 1/24      | -  | -       |
| 1/31      | -  | -       |
| 2/7       | -  | -       |
| 2/14      | -  | -       |
| 2/21      | -  | -       |
| 2/28      | -  | -       |
| 3/7       | -  | -       |
| 3/14      | -  | -       |
| Final     | -  | -       |

#### Ratings Tracker (through Dec. 14)

|                   |    |
|-------------------|----|
| ESPN.com BPI      | 22 |
| KenPom.com        | 33 |
| NCAA NET Rankings | 35 |
| Sagarin           | 35 |

#### Virginia Tech's "Best" NET Wins:

51 - Navy





**NOTEWORTHY**

**STORM WARNING**

- Grad student Storm Murphy takes over the reins at point guard following the graduation of Wabissa Bede.
- The Wofford transfer averaged 17.8 points, 3.3 rebounds and 4.3 assists last season. He was one of only 11 players to average that stat line or better nationally.
- Murphy tallied double figures in 21 of 24 contests, including 10 20-point performances, and dished over five assists on eight occasions.
- He concluded his Wofford career with 1,315 points to finish 24th on the program's all-time scoring list.
- The First-Team All-SoCon selection will provide a scoring threat from outside, as he shot 40 percent from three last season.
- Murphy knocked down 70 3-pointers a year ago. In comparison, Bede connected on 12 with a 24.5 percent clip.

**DANCIN' IN YEAR TWO**

- In previous seasons in Virginia Tech history, the fastest head coach to make the NCAA Tournament was in Year Three. Those Hokies were Howie Shannon, Charlie Moir and Buzz Williams.
- Therefore, with Mike Young doing so in Year Two, he became the fastest Tech coach to make The Dance.

**HOKIE CENSUS**

- Tech has 13 players on the squad who represent eight states and two international countries (Netherlands, Nigeria).
- Florida leads the way with three players – Hunter Cattoor, Lynn Kidd and Jalen Haynes – while Maryland has two players – Keve Aluma and Darius Maddox.

**BOUNCEBACK MENTALITY**

- Tech doesn't lose back-to-back games as it did against Memphis and Xavier, often.
- Young and the Hokies were 5-1 last season after a loss with their lone back-to-back losing skid coming at the end of the season to North Carolina in the ACC Tournament and Florida in the NCAA Tournament.
- In 2019-20, Young had five wins following a loss.

**50 SPOT**

- Tech shot over 50 percent in a game five times during the 2020-21 season - going 5-0.
- Since Young got to Blacksburg, the Hokies are 14-1 in contests shooting 50 percent or greater, with the lone loss coming to BYU on Nov. 27, 2019 in the fifth-place game of the Maui Jim Maui Invitational.
- Over the last decade (2010-11 season to present), Tech is 85-12 when shooting 50 percent or better.

**LEADING AT THE BREAK**

- Over the last two seasons, Tech is 19-2 when leading at halftime, with the two losses coming against North Carolina and Florida to end the 2020-21 season.
- The Hokies are 32-6 in the Mike Young era when up at half.

**GREEN-LIGHTED FROM THREE**

- With the potential lineup of Storm Murphy, Hunter Cattoor, Nahiem Alleyne, Justyn Mutts and Keve Aluma, all five of those players have the green light from distance.
- The last team Coach Young had with this type of threat from deep was his 2018-19 Wofford squad, which ranked second nationally in 3-point accuracy (41.4). The Terriers finished 30-5 that season, including

an unbeaten mark in SoCon action, and reached the second round of the 2019 NCAA Tournament.

**RANKED WINS BECOMIN' COMMON**

- Tech had four ranked wins last season, tying the most-ever in school history (set 2017-18).

**REACH OUR POTENTIAL**

- When asked how he'd define success for this season, Coach Young expressed he wanted the Hokies to reach their potential.
- "That will be a real success for me," he said, "And I'll get back to the mountains of North Carolina this spring and fish with a big smile on my face."

**ACC POY CONVERSATION**

- Keve Aluma is undoubtedly in the conversation for ACC Player of the Year heading into the 2021-22 season.
- The 6-foot-9 forward was a Second-Team All-ACC pick last season, four points behind Virginia's Sam Hauser for the final spot on the first team.
- With the entire All-ACC first team gone, Aluma is the leading returning point getter from the all-conference voting a year ago.

| Finish | Player        | School         |
|--------|---------------|----------------|
| 6th    | Keve Aluma    | Virginia Tech  |
| 12th   | Isaiah Wong   | Miami          |
| 14th   | Prentiss Hubb | Notre Dame     |
| 15th   | Armando Bacot | North Carolina |

**PREGAME VIBES**

- Curious what Mike Young may listen to in the locker room pregame? During the Dec. 7 airing of Packer and Durham, Young pointed out he and David Jackson (Tech's strength and conditioning coach) listen to Pearl Jam, Bruce Springsteen and Rolling Stones prior to the team returning to the locker room.





CASSELL COLISEUM - RENDERING OF PROPOSED \$75 MILLION-PLUS RENOVATION OF VIRGINIA TECH'S HOME VENUE

**REACH FOR EXCELLENCE**


- Virginia Tech announced on April 20, 2021 a \$400 million fundraising campaign to propel Hokie sports to the forefront of the Atlantic Coast Conference, prepare generations of student-athletes for success in life, and raise the university's profile nationwide.
- The campaign will leverage the momentum of recent successes on the field and in fundraising, such as adding about 10,000 more Hokie Club members in the past five years and opening the Student-Athlete Performance Center, thanks to a record gift. Still, leaders acknowledged that the athletics enterprise needs an infusion of revenue in order to compete at the top of the ACC.
- The budget increase will support athletics in three primary areas: facilities, coaching, and the student-athlete experience.



- The Reach for Excellence campaign has five main pillars, which are:
  - A football enhancement fund to build a program that consistently competes at the top of the ACC, by allotting \$30 million over time for recruiting, assistant coaches' salaries, quality-control coaches, player development, and capital needs.
  - Renovations to improve Cassell Coliseum, with at least \$50 million to be raised privately.
  - The Drive for 25 initiative to increase Hokie Club membership to 25,000 and raise \$20 million annually for student-

athlete scholarships.

- Striving for comprehensive excellence for all sports by providing operating expenses, facility improvements, nutritional and strength and conditioning programs, and more.
- Increasing the number of student-athlete scholarship endowments to expand capacity to support students and broaden reach in recruiting.
- When it's filled with nearly 10,000 fans cheering the Hokies to victory in the last seconds of a basketball game, Cassell Coliseum is an amazing sight. But when it's empty, the home of Virginia Tech basketball, volleyball, and wrestling shows its age. Built in the early 1960s, the Coliseum is due for an extensive renovation.
- Plans call for a completely redesigned experience, including:
  - A new glass entrance along Washington Street
  - Extended concourse areas along both sides to allow fans easier access to different sections of the coliseum
  - The addition of high-end premium seating areas, including club seating and luxury suites on both sides
- This much-needed \$75 million-plus project, helped by at least \$50 million in private support, would create one of the best home venues in the ACC.



**“HOKIE TRACKS”**



**COMMENTS THAT LEFT AN IMPRESSION**

“This team isn't getting the same amount of attention as other teams in the ACC, but it's likely going to start three fifth-year seniors and two juniors. That type of experience can't be understated.”

- **Jon Rothstein, College Hoops Today**

“Keep an eye baby on the Hokies.”

- **Dick Vitale, ESPN**

“Just so good to have him here. He affects a lot of things. He affects the energy of practice, he affects the winning culture and he's been a part of a lot of winning. I've so thoroughly enjoyed coaching him for his first two years. He's a star. You'll see him coming here in a second and he'll look like your paper boy [...].”

- **Mike Young on Storm Murphy**

“He has as high a basketball IQ as I've been around in 36 years. He's a dynamic athlete. He came to us as a good basketball player, but he's grown by leaps and bounds through his game, his ability to shoot, his ability to make plays off the bounce. [...] Justyn Mutts was probably the key to our year last year. As good as Keve was, as good as Wabissa Bede was. Justyn Mutts is a difference maker.”

- **Mike Young on Justyn Mutts**



## 2021-22 RANKING SUMMARY

| Statistic                                      | National Rank | Conference Rank | Value | National Leader   | Value | Conference Leader | Value |
|--|---------------|-----------------|-------|-------------------|-------|-------------------|-------|
| 3-pt Field Goal Attempts (350 ranked)          | 119           | 3               | 242   | Coppin St.        | 431   | Wake Forest       | 269   |
| Assist Turnover Ratio (350 ranked)             | 62            | 3               | 1.28  | Northwestern      | 2.11  | Duke              | 1.95  |
| Assists Per Game (350 ranked)                  | 159           | 8               | 13.7  | Arizona           | 21.8  | Duke              | 18.2  |
| Blocked Shots Per Game (350 ranked)            | 211           | 11              | 2.9   | Marshall          | 7.8   | Duke              | 5.2   |
| Defensive Rebounds per Game (350 ranked)       | 214           | 11              | 25.27 | Indiana           | 32.10 | North Carolina    | 30.60 |
| Fewest Fouls (350 ranked)                      | 128           | 7               | 156   | UNI               | 92    | Notre Dame        | 119   |
| Fewest Turnovers (350 ranked)                  | 94            | 7               | 118   | New Hampshire     | 71    | Duke              | 84    |
| Field-Goal Percentage (350 ranked)             | 120           | 7               | 45.5  | Gonzaga           | 53.0  | Clemson           | 48.8  |
| Field-Goal Percentage Defense (350 ranked)     | 89            | 4               | 40.2  | LSU               | 33.3  | Louisville        | 37.8  |
| Free Throw Attempts (350 ranked)               | 280           | 13              | 145   | Iona              | 270   | NC State          | 239   |
| Free Throws Made (350 ranked)                  | 265           | 13              | 104   | New Mexico        | 201   | NC State          | 173   |
| Free-Throw Percentage (350 ranked)             | 141           | 9               | 71.7  | Charlotte         | 81.6  | Duke              | 77.2  |
| Offensive Rebounds Per Game (350 ranked)       | 261           | 12              | 8.91  | TCU               | 15.89 | NC State          | 12.30 |
| Personal Fouls Per Game (350 ranked)           | 38            | 4               | 14.2  | UNI               | 11.5  | Duke              | 13.4  |
| Rebound Margin (350 ranked)                    | 175           | 10              | 2.1   | Kentucky          | 16.3  | North Carolina    | 10.7  |
| Scoring Defense (350 ranked)                   | 13            | 2               | 57.2  | LSU               | 53.2  | Virginia          | 55.8  |
| Scoring Margin (350 ranked)                    | 55            | 3               | 13.1  | Arizona           | 29.0  | Duke              | 20.3  |
| Scoring Offense (350 ranked)                   | 214           | 11              | 70.3  | Arizona           | 90.7  | Duke              | 85.3  |
| Steals Per Game (350 ranked)                   | 313           | 13              | 5.2   | UAB               | 13.3  | Florida St.       | 10.1  |
| Three Pt FG Defense (350 ranked)               | 8             | 1               | 25.4  | VCU               | 24.1  | Virginia Tech     | 25.4  |
| Three-Point Field Goals Per Game (350 ranked)  | 90            | 2               | 8.6   | Oral Roberts      | 12.8  | Clemson           | 9.2   |
| Three-Point Field-Goal Percentage (350 ranked) | 17            | 3               | 39.3  | South Dakota St.  | 45.5  | Clemson           | 43.2  |
| Total 3-point FGM (350 ranked)                 | 57            | 2               | 95    | VMI               | 152   | Clemson           | 101   |
| Total Assists (349 ranked)                     | 95            | 4               | 151   | Cornell           | 216   | Clemson           | 169   |
| Total Blocks (350 ranked)                      | 178           | 11              | 32    | Marshall          | 78    | NC State          | 50    |
|  |               |                 |       |                   |       | Virginia          | 50    |
| Total Rebounds (350 ranked)                    | 154           | 7               | 376   | VMI               | 503   | Louisville        | 423   |
| Total Rebounds Per Game (350 ranked)           | 264           | 13              | 34.18 | Arizona           | 44.44 | Louisville        | 42.30 |
| Total Steals (350 ranked)                      | 271           | 11              | 57    | UAB               | 146   | Florida St.       | 91    |
|  |               |                 |       |                   |       | Wake Forest       | 91    |
| Turnover Margin (341 ranked)                   | 58            | 4               | 3.4   | Abilene Christian | 10.2  | Duke              | 5.8   |
| Turnovers Forced (350 ranked)                  | 145           | 4               | 14.09 | Abilene Christian | 23.00 | Florida St.       | 17.44 |
| Turnovers Per Game (350 ranked)                | 35            | 5               | 10.7  | New Hampshire     | 7.9   | Duke              | 9.3   |
| Won-Lost Percentage (348 ranked)               | 126           | 7               | 63.67 | teams tied        | 100.0 | Wake Forest       | 90.9  |

## GAMES STARTED

|                 | Streak | 21-22 | Career | ACC |
|-----------------|--------|-------|--------|-----|
| Hunter Cattoor  | 11     | 11    | 16     | 4   |
| David N'Guessan | -      | -     | -      | -   |
| Sean Pedulla    | -      | -     | -      | -   |
| Nahiem Alleyne  | 31     | 11    | 59     | 29  |
| Storm Murphy    | 94*    | 11    | 131    | 1   |
| Camden Johnson  | -      | -     | -      | -   |
| Jalen Haynes    | -      | -     | -      | -   |
| Darius Maddox   | -      | -     | -      | -   |
| Ben Varga       | -      | -     | -      | -   |
| Lynn Kidd       | -      | -     | -      | -   |
| John Ojiako     | -      | -     | 2      | 2   |
| Keve Aluma      | 41^    | 11    | 69     | 14  |
| Justyn Mutts    | 32     | 11    | 82     | 14  |


\* 83 games at Wofford  
^ 8 games at Wofford



## NON-CONFERENCE BREAKDOWN

| Team                | NET | Result   |
|---------------------|-----|----------|
| Maine               | 358 | W, 82-47 |
| at Navy             | 51  | W, 77-57 |
| Radford             | 249 | W, 65-39 |
| St. Francis (Pa.)   | 200 | W, 85-55 |
| Merrimack           | 243 | W, 72-43 |
| vs. #9/10 Memphis   | 65  | L, 69-61 |
| vs. #25/RV Xavier   | 30  | L, 59-58 |
| at Maryland         | 155 | W, 62-58 |
| Cornell             | 99  | W, 93-60 |
| at Dayton           | 95  | L, 62-57 |
| vs. St. Bonaventure | 81  |          |

Tech will play at least three times at Barclays Center this season.



Keve Aluma has notched a team-best eight double-doubles over the last two seasons.






THE LAST TIME

LAST TIME VIRGINIA TECH...

|   |   |
|---|---|
| Scored 100+ points and won                    | 100-64, vs. Delaware State, 11/20/19                                    |
| Scored 100+ points and lost                   | 100-104 (2OT), vs. Maryland, 2/27/10                                    |
| Played in OT                                  | 70-75 (OT), vs. Florida, 3/19/21  |
| Played in consecutive OTs                     | 82-77 (OT), vs. UAB, 11/28/15;<br>79-81 (OT), vs. Northwestern, 12/1/15 |
| Played in 2OT                                 | 79-77 (2OT), vs. North Carolina, 1/22/20                                |
| Played in 3OT                                 | 95-102 (3OT), vs. Miami (Fla.), 1/19/20                                 |
| Scored 100+ points                            | 100-64, vs. Delaware State, 11/20/19                                    |
| Scored 90-99 points                           | 93-60, vs. Cornell, 12/8/21   |
| Scored 80-89 points                           | 85-55, vs. Saint Francis (Pa.), 11/18/21                                |
| Scored 70-79 points                           | 72-43, vs. Merrimack, 11/21/21  |
| Scored 60-69 points                           | 61-80, vs. Wake Forest, 12/4/21   |
| Scored 50-59 points                           | 57-62, at Dayton, 12/12/21  |
| Scored 40-49 points                           | 47-24, at No. 23/22 NC State, 2/2/19                                    |
| Scored 30-39 points                           | 39-65, at No. 19/19 Virginia, 1/4/20                                    |
| Scored 20-29 points                           | 27-40, at McGuire Hospital, 2/2/46                                      |
| Scored 10-19 points                           | 16-45, at Virginia, 1/30/39   |
| Scored less than 10 points                    | 9-29, vs. North Carolina, 1/12/35                                       |
| Allowed 100+ points                           | 95-102 (3OT), vs. Miami (Fla.), 1/19/20                                 |
| Allowed 90-99 points                          | 77-90, vs. BYU, 11/27/19  |
| Allowed 80-89 points                          | 61-80, vs. Wake Forest, 12/4/21   |
| Allowed 70-79 points                          | 70-75 (OT), vs. Florida, 3/19/21  |
| Allowed 60-69 points                          | 57-62, at Dayton, 12/12/21  |
| Allowed 50-59 points                          | 62-58, at Maryland, 12/1/21   |
| Allowed 40-49 points                          | 72-43, vs. Merrimack, 11/21/21  |
| Allowed 30-39 points                          | 65-39, vs. Radford, 11/15/21  |
| Allowed 20-29 points                          | 47-24, at No. 23/22 NC State, 2/2/19                                    |
| Allowed 10-19 points                          | 60-19, vs. Lynchburg, 1/9/46  |
| Allowed less than 10 points                   | 28-9, vs. Hampden-Sydney, 1/17/23                                       |
| Scored at least 60 points in a half           | 66, 2nd Half, vs. The Citadel, 11/12/17                                 |
| Largest margin of victory                     | 83 points, vs. Randolph-Macon (87-4), 1/10/1911                         |
| Largest margin of victory in ACC              | 38 points, vs. Wake Forest (84-46), 2/27/21                             |
| Defeated a ranked opponent on the road        | 47-24, at No. 23/22 NC State, 2/2/19                                    |
| Defeated a ranked opponent at home            | 65-51, vs. No. 8/8 Virginia, 1/30/21                                    |
| Defeated a ranked opponent on a neutral court | 81-73 (OT), vs. No. 3/3 Villanova, 11/28/20                             |
| Defeated a defending national champion        | 65-51, vs. No. 8/8 Virginia, 1/30/21                                    |
| Held opponent without a double-figure scorer  | 65-39, vs. Radford, 11/15/21  |
| Failed to have a double-figure scorer         | 41-57, vs. Temple, 2/25/96  |
| Had 6 or more players score in double figures | vs. Cornell, 12/8/21  |
| Had 7 or more players score in double figures | vs. Cornell, 12/8/21  |
| Did not make a 3FG                            | at Providence, 2/1/03   |
| Opponent did not make a 3FG                   | at NC State, 2/10/10  |
| Did not shoot a FT in the first half          | vs. No. 3/3 Villanova, 11/28/20   |
| Did not shoot a FT in the second half         | vs. Virginia, 12/5/10   |
| Opponent did not shoot a FT                   | vs. Merrimack, 11/21/21   |
| Held an opponent under 10 points in a half    | 9 points, vs. Eastern Michigan, 12/22/11                                |
| Held an opponent under 20 points in a half    | 18 points, vs. Merrimack, 11/21/21                                      |
| Had double-figure blocked shots               | 10, 84-46, vs. Wake Forest, 2/27/21                                     |
| Came back from a double-figure deficit to win | 10 points, vs. No. 8/8 Virginia, 1/30/21                                |
| Lost a double-digit lead                      | 10 points, vs. Florida, 3/19/21   |
| Led by 20 or more points at halftime          | 24 points, vs. Maine, 11/9/21   |
| Had 20-29 assists in a game                   | 21, vs. Pitt, 2/15/20   |
| Had 30 or more assists                        | 36, vs. The Citadel, 11/12/17   |
| Held a team under 20 percent from the floor   | 16.7%, at No. 23/22 NC State, 2/2/19                                    |
| Held a team under three made FGs in a half    | 2 FG, vs. Notre Dame, 1/10/21   |
| Won an NCAA Tournament game                   | 67-58, vs. Liberty, 3/24/19   |

WHAT'S A HOKIE?

The answer leads all the way back to 1896 when Virginia Agricultural and Mechanical College changed its name to Virginia Polytechnic Institute. With the change came the necessity for writing a new cheer and a contest for such a purpose was held by the student body.



Senior O.M. Stull won first prize for his "Hokie" yell which is still used today. Later, when asked if "Hokie" had any special meaning, Stull explained the word was solely the product of his imagination and was used only as an attention-getter for his yell. It soon became a nickname for all Tech teams and for those people loyal to Tech athletics.

The official university school colors - Chicago Maroon and Burnt Orange - also were introduced in 1896. The colors were chosen by a committee because they made a 'unique combination' not worn elsewhere at the time. The official definition of "Hokie" is "a loyal Virginia Tech Fan."



OUR NAME

When referring to our name, we ask that you use Virginia Tech, Hokies or Tech - and not 'Vah Tech.' Thank you!

## THE LAST TIME

### LAST TIME A VIRGINIA TECH PLAYER...

|  |  |
|--|--|
| Recorded a double-double                                       | Keve Aluma (17 pts./12 rebs), at Maryland, 12/1/21   |
| Recorded a triple-double                                       | Chris Clarke (13 pts./12 rebs./10 ast.), vs. The Citadel, 2/27/10  |
| Two Tech players recorded double-doubles in same game          | Keve Aluma (14 pts./12 rebs.) & Justyn Mutts (14 pts./11 rebs.), at Notre Dame, 1/27/21                      |
| Two Tech players recorded double-doubles in consecutive games  | vs. North Carolina (ACC Tournament), 3/13/09; vs. Duquesne (NIT), 3/18/09                                    |
| Had five or more steals  | Nickeil Alexander-Walker (6), vs. Miami (Fla.), 1/30/19  |
| Had 10 or more assists in a game                               | Wabissa Bede (10), vs. Delaware State, 11/20/19  |
| Had 20 or more rebounds in a game                              | Jeff Allen (21), vs. Longwood, 12/14/08  |
| Two Tech players with double-figure rebounds                   | Justyn Mutts (12) & Keve Aluma (11), vs. No. 9/10 Memphis, 11/24/21  |
| Two Tech players had five or more assists                      | Justyn Mutts (6) & Hunter Cattoor (5), vs. Maine, 11/9/21  |
| Three Tech players had five or more assists                    | Chris Clarke (10), Justin Robinson (6) & Seth Allen (6), vs. The Citadel, 12/17/16                           |
| Four Tech players had five or more assists                     | Kerry Blackshear Jr. (8), Devin Wilson (7), Justin Robinson (7) & Chris Clarke (5), vs. The Citadel, 1/30/21 |
| Three Tech players made five or more 3FG                       | Nahiem Alleyne (5), Jalen Cone (5) & Isaiah Wilkins (5), vs. Delaware State, 11/20/19                        |
| Eight or more Tech players made a 3FG                          | 8 players, vs. Merrimack, 11/21/21   |
| Two Tech players scored 20 or more points                      | Keve Aluma (23) & Nahiem Alleyne (20), vs. No. 3/3 Villanova, 11/28/20                                       |
| Three Tech players scored 20 or more points                    | Nickeil Alexander-Walker (25), Ahmed Hill (23) & Justin Robinson (23), vs. No. 23/22 Purdue, 11/18/18        |
| Two Tech players scored 20 or more points in consecutive games | Nickeil Alexander-Walker & Kerry Blackshear Jr., 11/10/17 & 11/12/17   |
| Tech freshman scored 20 or more points in a game               | Tyrece Radford (26) & Jalen Cone (20), vs. Miami (Fla.), 2/19/20   |
| Three Tech freshmen scored in double figures in a game         | Hunter Cattoor (14), Jalen Cone (11) & Lander Nolley II (10), vs. North Carolina, 3/10/20                    |
| Four Tech freshmen scored in double figures in a game          | Landers Nolley II (21), Tyrece Radford (21), Jalen Cone (15) & Nahiem Alleyne (10), at Wake Forest, 1/14/20  |
| Tech player scored 30-39 points in a game                      | Keve Aluma (30), at Pittsburgh, 2/3/21   |
| Tech player scored 40-49 points in a game                      | Dorenzo Hudson (41), vs. Seton Hall, 1/2/10  |
| Tech player scored 50+ points in a game                        | Bimbo Coles (51), vs. Southern Miss, 2/6/88  |
| Tech player had consecutive double-doubles                     | Keve Aluma, 1/27/21, 1/30/21, 2/3/21   |
| Tech player had three consecutive double-doubles               | Keve Aluma, 1/27/21, 1/30/21, 2/3/21   |
| Tech freshman had consecutive double-doubles                   | Kerry Blackshear Jr., 12/13/15, 12/19/15   |
| Tech allowed a triple-double                                   | Dennis Smith Jr. (27 pts./11 rebs./11 ast.), at NC State, 1/4/17   |
| Tech had a walk-on score double figures                        | Christian Beyer (13), vs. Alabama A&M, 12/14/14  |



### NAW IN YEAR 3


- Nickeil Alexander-Walker left his mark on Virginia Tech and is working on making a name for himself at the next level with the New Orleans Pelicans.
- A first-round draft pick in 2019, the Toronto native played in 46 games last season, averaging 21.9 minutes per game and 11 points per game.
- Recorded a season-high 37 points in a 111-106 loss to the Clippers on Jan. 13, 2021.

### J-ROB HOOPIN' WITH THE BUCKS

- Justin Robinson played nine games for the Oklahoma City Thunder (all in April 2021) before playing Summer League for the Lakers.
- The Manassas, Virginia native is currently on a two-way contract with the defending NBA champion Milwaukee Bucks.







# MIKE YOUNG

Head Coach | Third Season at Virginia Tech

2020-21 ACC Coach of the Year

## CAREER RECORDS

|                       |         |
|-----------------------|---------|
| Overall Record        | 337-271 |
| Conference Games      | 191-142 |
| Non-Conference Games  | 146-129 |
| Conference Tournament | 20-14   |
| NCAA Tournament       | 1-6     |
| Overtime Games        | 19-16   |
| One-Point Games       | 10-14   |
| vs. AP Top 25         | 5-23    |

## VS. CURRENT ACC HEAD COACHES

| Coach            | All          | VT           | Wofford     |
|------------------|--------------|--------------|-------------|
| Earl Grant       | -            | -            | -           |
| Brad Brownell    | 3-2          | 3-0          | 0-2         |
| Mike Krzyzewski  | 1-3          | 1-2          | 0-1         |
| Leonard Hamilton | 0-1          | 0-1          | -           |
| Josh Pastner     | 1-3          | 0-2          | 1-1         |
| Chris Mack       | 1-3          | 0-2          | 1-1         |
| Jim Larrañaga    | 3-3          | 2-2          | 1-1         |
| Kevin Keatts     | 1-0          | 1-0          | -           |
| Hubert Davis     | -            | -            | -           |
| Mike Brey        | 2-2          | 2-1          | 0-1         |
| Jeff Capel III   | 1-1          | 1-1          | -           |
| Jim Boeheim      | 1-2          | 1-2          | -           |
| Tony Bennett     | 1-3          | 1-2          | 0-1         |
| Steve Forbes     | 8-4          | 2-1          | 6-3         |
| <b>Total</b>     | <b>23-27</b> | <b>14-16</b> | <b>9-11</b> |

### vs. Coach Young

|                  |                            |
|------------------|----------------------------|
| Earl Grant       | -                          |
| Brad Brownell    | 2-3 at Clemson             |
| Mike Krzyzewski  | 3-1 at Duke                |
| Leonard Hamilton | 1-0 at Florida State       |
| Josh Pastner     | 3-1 at Georgia Tech        |
| Chris Mack       | 1-1 at Xavier; 2-0 at UofL |
| Jim Larrañaga    | 0-1 at GMU; 3-2 at Miami   |
| Kevin Keatts     | 0-1 at NC State            |
| Hubert Davis     | -                          |
| Mike Brey        | 2-2 at Notre Dame          |
| Jeff Capel III   | 1-1 at Pitt                |
| Jim Boeheim      | 2-1 at Syracuse            |
| Tony Bennett     | 3-1 at UVA                 |
| Steve Forbes     | 3-6 at ETSU; 1-2 at Wake   |

## ▶ COACH YOUNG: CAREER BREAKDOWN

| Season         | School            | Overall             | Conference          | Finish | Postseason        | Ranking | RPI/NET |
|----------------|-------------------|---------------------|---------------------|--------|-------------------|---------|---------|
| 2002-03        | Wofford           | 14-15 .483          | 8-8 .500            | T6th   | -                 | -/-     | 219     |
| 2003-04        | Wofford           | 9-20 .310           | 4-12 .250           | T10th  | -                 | -/-     | 273     |
| 2004-05        | Wofford           | 14-14 .500          | 7-9 .438            | 8th    | -                 | -/-     | 225     |
| 2005-06        | Wofford           | 11-18 .379          | 6-9 .400            | 9th    | -                 | -/-     | 287     |
| 2006-07        | Wofford           | 10-20 .333          | 5-13 .278           | T9th   | -                 | -/-     | 295     |
| 2007-08        | Wofford           | 16-16 .500          | 8-12 .400           | 8th    | -                 | -/-     | 191     |
| 2008-09        | Wofford           | 16-14 .533          | 12-8 .600           | 4th    | -                 | -/-     | 177     |
| 2009-10        | Wofford           | 26-9 .743           | 15-3 .833           | 1st    | NCAA First Round  | -/-     | 73      |
| 2010-11        | Wofford           | 21-13 .618          | 14-4 .778           | T1st   | NCAA First Round  | -/-     | 105     |
| 2011-12        | Wofford           | 19-14 .576          | 12-6 .667           | T2nd   | CBI               | -/-     | 178     |
| 2012-13        | Wofford           | 13-19 .406          | 7-11 .389           | T8th   | -                 | -/-     | 253     |
| 2013-14        | Wofford           | 20-13 .606          | 11-5 .688           | T3rd   | NCAA First Round  | -/-     | 152     |
| 2014-15        | Wofford           | 28-7 .800           | 16-2 .889           | 1st    | NCAA First Round  | RV/-    | 49      |
| 2015-16        | Wofford           | 15-17 .469          | 11-7 .611           | T3rd   | -                 | -/-     | 202     |
| 2016-17        | Wofford           | 16-17 .485          | 10-8 .556           | T4th   | -                 | -/-     | 189     |
| 2017-18        | Wofford           | 21-13 .618          | 11-7 .611           | T4th   | CIT               | -/-     | 141     |
| 2018-19        | Wofford           | 30-5 .857           | 18-0 1.000          | 1st    | NCAA Second Round | 19/18   | 14      |
| <b>Totals</b>  | <b>17 Seasons</b> | <b>299-244 .551</b> | <b>175-124 .585</b> |        |                   |         |         |
| 2019-20        | Virginia Tech     | 16-16 .500          | 7-13 .350           | T10th  | -                 | -/-     | 92      |
| 2020-21        | Virginia Tech     | 15-7 .682           | 9-4 .692            | 3rd    | NCAA First Round  | 25/RV   | 51      |
| 2021-22        | Virginia Tech     | 6-3 .667            | 0-1 .000            | -      | -                 | -/-     | -       |
| <b>Totals</b>  | <b>3 Seasons</b>  | <b>38-27 .585</b>   | <b>16-18 .471</b>   |        |                   |         |         |
| <b>Overall</b> | <b>20 Seasons</b> | <b>337-271 .554</b> | <b>191-142 .574</b> |        |                   |         |         |

## ▶ THE YOUNG FILE

|                             |                     |
|-----------------------------|---------------------|
| Born                        | 5/1/1963            |
| Hometown                    | Radford, Virginia   |
| Wife                        | Margaret            |
| Children                    | Cooper, Davis       |
| Education                   | Emory & Henry, 1986 |
| Joined Tech Staff           | 4/7/2019            |
| Years as College Head Coach | 20                  |
| Years as College Coach      | 35                  |

### Coaching Career

|          |                                |
|----------|--------------------------------|
| 1986-88  | Assistant Coach, Emory & Henry |
| 1988-89  | Assistant Coach, Radford       |
| 1989-02  | Assistant Coach, Wofford       |
| 2002-19  | Head Coach, Wofford            |
| 2019-pr. | Head Coach, Virginia Tech      |

## ▶ ACCOMPLISHMENTS

### Six NCAA Tournaments

2021, 2019, 2015, 2014, 2011, 2010

### Five SoCon Tournament Championships

2019, 2015, 2014, 2011, 2010

### Four SoCon Regular-Season Titles

2019, 2015, 2011, 2010

### Two-time National Coach of the Year

2019 (Sporting News), 2010 (Hugh Durham)

### Three AP All-America Selections

Fletcher Magee (2018-19), Karl Cochran (2014-15), Noah Dahlman (2009-10)

# O HUNTER CATTOOR

**JUNIOR** Guard | 6-3 | 200 | Human Development  
Orlando, Florida | Bishop Moore



## SEASON/CAREER BESTS

### POINTS

Season 19 at Navy (11/12/21)  
Career 19 at Navy (11/12/21)

### REBOUNDS

Season 9 vs. Radford (11/15/21)  
Career 9 vs. Radford (11/15/21)

### ASSISTS

Season 5 vs. Maine (11/9/21)  
Career 5 (2x), last vs. Maine (11/9/21)

### BLOCKS

Season -  
Career 3 vs. Wake Forest (2/27/21)

### STEALS

Season 2 (5x), last at Dayton (12/12/21)  
Career 3 (3x), last at Notre Dame (1/27/21)

### MINUTES

Season 37 (2x), last at Dayton (12/12/21)  
Career 37 (2x), last at Dayton (12/12/21)

### FIELD GOALS MADE

Season 7 at Navy (11/12/21)  
Career 7 at Navy (11/12/21)

### FIELD GOALS ATTEMPTED

Season 10 (3x), last at Maryland (12/1/21)  
Career 11 (2x), last at Miami (2/6/21)

### 3-PT. FIELD GOALS MADE

Season 5 at Navy (11/12/21)  
Career 5 (2x), last at Navy (11/12/21)

### 3-PT. FIELD GOALS ATTEMPTED

Season 7 (4x), last at Maryland (12/1/21)  
Career 10 vs. North Carolina (3/10/20)

### FREE THROWS MADE

Season 4 at Dayton (12/12/21)  
Career 6 vs. South Florida (11/29/20)

### FREE THROWS ATTEMPTED

Season 4 at Dayton (12/12/21)  
Career 8 vs. South Florida (11/29/20)

## CAREER STATS

|              | GP-GS        | MIN         | AVG         | FG-FGA         | FG%         | 3FG-FGA        | 3FG%        | FT-FTA       | FT%         | OFF-DEF-TOT      | AVG        | PF-FO        | AST       | TO        | BLK       | STL       | PTS        | AVG        |
|--------------|--------------|-------------|-------------|----------------|-------------|----------------|-------------|--------------|-------------|------------------|------------|--------------|-----------|-----------|-----------|-----------|------------|------------|
| 2019-20      | 31-3         | 629         | 20.3        | 69-165         | .418        | 51-127         | .402        | 14-22        | .636        | 4-73-77          | 2.5        | 44-0         | 35        | 16        | 4         | 31        | 203        | 6.5        |
| 2020-21      | 22-2         | 489         | 22.2        | 57-125         | .456        | 39-90          | .433        | 34-43        | .791        | 2-39-41          | 1.9        | 34-1         | 30        | 26        | 11        | 20        | 187        | 8.5        |
| 2021-22      | 11-11        | 349         | 31.7        | 35-85          | .412        | 23-58          | .397        | 9-11         | .818        | 3-40-43          | 3.9        | 22-0         | 23        | 9         | 0         | 13        | 102        | 9.3        |
| <b>TOTAL</b> | <b>64-16</b> | <b>1467</b> | <b>22.9</b> | <b>161-375</b> | <b>.429</b> | <b>113-275</b> | <b>.411</b> | <b>57-76</b> | <b>.750</b> | <b>9-152-161</b> | <b>2.5</b> | <b>100-1</b> | <b>88</b> | <b>51</b> | <b>15</b> | <b>64</b> | <b>492</b> | <b>7.7</b> |

- One of Tech's top threats from three.
- Had 12 games of hitting three or more 3FGs during the 2020-21 season.
- Reached double-figure scoring 11 times as a sophomore.
- Made the game-tying 3-pointer to send the Miami (Fla.) (2/6) game into overtime, and then hit two clutch free throws in the final four seconds of OT to make it a two-possession game and preserve the win - finishing with 14 points and three rebounds.
- Played in 31 games, drawing three starts in 2019-20.
- Originally committed to Wofford, but signed with the Hokies after Virginia Tech's hiring of Mike Young.
- Four-year letterwinner at Bishop Moore High School.
- FHSAA 6A first-team All-State and District Player of the Year.
- Scored 1,420 points in high school. Was a 3-star (247 Sports).
- Also played quarterback on Bishop Moore's football team.

*Last name pronounced: kuh-TOUR*

## 2021-22 GAME-BY-GAME STATS

| OPPONENT            | DATE     | ST | MIN | FG-FGA | PCT  | 3FG-FGA | PCT  | FT-FTA | PCT   | OFF | DEF | TOT | PF | A | T/O | BLK | STL | PTS |
|---------------------|----------|----|-----|--------|------|---------|------|--------|-------|-----|-----|-----|----|---|-----|-----|-----|-----|
| Maine               | 11/9/21  | *  | 31  | 2-4    | .500 | 1-3     | .333 | 0-0    | .000  | 0   | 4   | 4   | 0  | 5 | 0   | 0   | 0   | 5   |
| at Navy             | 11/12/21 | *  | 33  | 7-10   | .700 | 5-7     | .714 | 0-0    | .000  | 1   | 2   | 3   | 2  | 4 | 0   | 0   | 2   | 19  |
| Radford             | 11/15/21 | *  | 32  | 2-9    | .222 | 1-6     | .167 | 2-2    | 1.000 | 0   | 9   | 9   | 0  | 1 | 2   | 0   | 2   | 7   |
| St. Francis (Pa.)   | 11/18/21 | *  | 29  | 1-5    | .200 | 0-2     | .000 | 0-0    | .000  | 1   | 4   | 5   | 3  | 1 | 2   | 0   | 0   | 2   |
| Merrimack           | 11/21/21 | *  | 30  | 2-7    | .286 | 2-7     | .286 | 2-2    | 1.000 | 0   | 3   | 3   | 0  | 1 | 0   | 0   | 2   | 8   |
| vs. Memphis         | 11/24/21 | *  | 28  | 3-8    | .375 | 2-5     | .400 | 1-3    | .333  | 0   | 3   | 3   | 4  | 0 | 1   | 0   | 1   | 9   |
| vs. Xavier          | 11/26/21 | *  | 37  | 5-10   | .500 | 3-7     | .429 | 0-0    | .000  | 0   | 3   | 3   | 3  | 4 | 2   | 0   | 1   | 13  |
| at Maryland         | 12/1/21  | *  | 36  | 4-10   | .400 | 4-7     | .571 | 0-0    | .000  | 0   | 1   | 1   | 2  | 3 | 0   | 0   | 2   | 12  |
| Wake Forest         | 12/4/21  | *  | 31  | 1-5    | .200 | 0-4     | .000 | 0-0    | .000  | 0   | 2   | 2   | 3  | 2 | 1   | 0   | 1   | 2   |
| Cornell             | 12/8/21  | *  | 25  | 4-8    | .500 | 3-4     | .750 | 0-0    | .000  | 0   | 4   | 4   | 4  | 0 | 0   | 0   | 0   | 11  |
| at Dayton           | 12/12/21 | *  | 37  | 4-9    | .444 | 2-6     | .333 | 4-4    | 1.000 | 1   | 5   | 6   | 1  | 2 | 1   | 0   | 2   | 14  |
| vs. St. Bonaventure | 12/17/21 |    |     |        |      |         |      |        |       |     |     |     |    |   |     |     |     |     |
| at Duke             | 12/22/21 |    |     |        |      |         |      |        |       |     |     |     |    |   |     |     |     |     |
| at North Carolina   | 12/29/21 |    |     |        |      |         |      |        |       |     |     |     |    |   |     |     |     |     |
| Pittsburgh          | 1/1/22   |    |     |        |      |         |      |        |       |     |     |     |    |   |     |     |     |     |
| NC State            | 1/4/22   |    |     |        |      |         |      |        |       |     |     |     |    |   |     |     |     |     |
| at Virginia         | 1/12/22  |    |     |        |      |         |      |        |       |     |     |     |    |   |     |     |     |     |
| Notre Dame          | 1/15/22  |    |     |        |      |         |      |        |       |     |     |     |    |   |     |     |     |     |
| at NC State         | 1/19/22  |    |     |        |      |         |      |        |       |     |     |     |    |   |     |     |     |     |
| at Boston College   | 1/22/22  |    |     |        |      |         |      |        |       |     |     |     |    |   |     |     |     |     |
| Miami               | 1/26/22  |    |     |        |      |         |      |        |       |     |     |     |    |   |     |     |     |     |
| at Florida State    | 1/29/22  |    |     |        |      |         |      |        |       |     |     |     |    |   |     |     |     |     |
| Georgia Tech        | 2/2/22   |    |     |        |      |         |      |        |       |     |     |     |    |   |     |     |     |     |
| at Pittsburgh       | 2/5/22   |    |     |        |      |         |      |        |       |     |     |     |    |   |     |     |     |     |
| Syracuse            | 2/12/22  |    |     |        |      |         |      |        |       |     |     |     |    |   |     |     |     |     |
| Virginia            | 2/14/22  |    |     |        |      |         |      |        |       |     |     |     |    |   |     |     |     |     |
| North Carolina      | 2/19/22  |    |     |        |      |         |      |        |       |     |     |     |    |   |     |     |     |     |
| at Georgia Tech     | 2/23/22  |    |     |        |      |         |      |        |       |     |     |     |    |   |     |     |     |     |
| at Miami            | 2/26/22  |    |     |        |      |         |      |        |       |     |     |     |    |   |     |     |     |     |
| Louisville          | 3/1/22   |    |     |        |      |         |      |        |       |     |     |     |    |   |     |     |     |     |
| at Clemson          | 3/5/22   |    |     |        |      |         |      |        |       |     |     |     |    |   |     |     |     |     |

## PRODUCTION TRACKER

|                      | This Season | Career |
|----------------------|-------------|--------|
| Scored 10+ Points    | 5           | 26     |
| Scored 20+ Points    | -           | -      |
| Led Tech in Scoring  | 2           | 4      |
| Made 3+ 3FGs         | 4           | 16     |
| Led Tech in 3FGM     | 6           | 15     |
| Shot over 40% from 3 | 5           | 36     |
| Had a Double-Double  | -           | -      |
| Had Multiple Assists | 6           | 24     |
| Had Multiple Steals  | 5           | 19     |





# 1 DAVID N'GUESSAN

**SOPHOMORE** Forward | 6-9 | 205 | Sociology  
De Lier, The Netherlands | Mt. Zion Prep



## SEASON/CAREER BESTS

### POINTS

Season 19 vs. Saint Francis (11/18/21)  
Career 19 vs. Saint Francis (11/18/21)

### REBOUNDS

Season 9 vs. Cornell (12/8/21)  
Career 9 vs. Cornell (12/8/21)

### ASSISTS

Season 2 (3x), last vs. Cornell (12/8/21)  
Career 2 (5x), last vs. Cornell (12/8/21)

### BLOCKS

Season 3 vs. Saint Francis (11/18/21)  
Career 3 vs. Saint Francis (11/18/21)

### STEALS

Season 2 vs. Radford (11/15/21)  
Career 2 (3x), last vs. Radford (11/15/21)

### MINUTES

Season 23 vs. Cornell (12/8/21)  
Career 23 vs. Cornell (12/8/21)

### FIELD GOALS MADE

Season 7 vs. Maine (11/9/21)  
Career 7 vs. Maine (11/9/21)

### FIELD GOALS ATTEMPTED

Season 7 vs. Maine (11/9/21)  
Career 7 vs. Maine (11/9/21)

### 3-PT. FIELD GOALS MADE

Season 1 (3x), last at Dayton (12/12/21)  
Career 1 (3x), last at Dayton (12/12/21)

### 3-PT. FIELD GOALS ATTEMPTED

Season 2 vs. Wake Forest (12/4/21)  
Career 2 vs. Wake Forest (12/4/21)

### FREE THROWS MADE

Season 4 vs. Cornell (12/8/21)  
Career 4 vs. Cornell (12/8/21)

### FREE THROWS ATTEMPTED

Season 7 vs. Cornell (12/8/21)  
Career 7 vs. Cornell (12/8/21)

## CAREER STATS

|              | GP-GS       | MIN        | AVG         | FG-FGA       | FG%         | 3FG-FGA    | 3FG%        | FT-FTA       | FT%         | OFF-DEF-TOT     | AVG        | PF-FO       | AST       | TO        | BLK       | STL       | PTS        | AVG        |
|--------------|-------------|------------|-------------|--------------|-------------|------------|-------------|--------------|-------------|-----------------|------------|-------------|-----------|-----------|-----------|-----------|------------|------------|
| 2020-21      | 21-0        | 202        | 9.6         | 21-36        | .583        | 0-2        | .000        | 13-31        | .419        | 15-33-48        | 2.3        | 33-1        | 8         | 9         | 2         | 6         | 55         | 2.6        |
| 2021-22      | 11-0        | 163        | 14.8        | 21-43        | .488        | 3-6        | .500        | 9-19         | .474        | 11-24-35        | 3.2        | 18-0        | 8         | 9         | 10        | 4         | 54         | 4.9        |
| <b>TOTAL</b> | <b>32-0</b> | <b>365</b> | <b>11.4</b> | <b>42-79</b> | <b>.532</b> | <b>3-8</b> | <b>.375</b> | <b>22-50</b> | <b>.440</b> | <b>26-57-83</b> | <b>2.6</b> | <b>51-1</b> | <b>16</b> | <b>18</b> | <b>12</b> | <b>10</b> | <b>109</b> | <b>3.4</b> |

- Look for a huge jump in production; he's had one of the more impressive offseasons for the Hokies
- Worked on extending his range to the 3-point line.
- Appeared in 21 of 22 games as a freshman.
- Reached double-figure scoring in back-to-back games at Wake Forest (1/17/21) and at Syracuse (1/23/21).
- Totaled a career-high 13 points in 14 minutes in the 64-60 win at Wake Forest (1/17/21).
- A consensus three-star recruit by Rivals and 247 Sports.
- Averaged 15 points, seven rebounds and three assists per game at Mt. Zion Prep during the 2019-20 season.
- Chose the Hokies over St. Joseph's, VCU and Washington State.

*Last name pronounced: GUH-sahn*

## 2021-22 GAME-BY-GAME STATS

| OPPONENT            | DATE     | ST | MIN | FG-FGA | PCT   | 3FG-FGA | PCT   | FT-FTA | PCT   | OFF | DEF | TOT | PF | A | T/O | BLK | STL | PTS |
|---------------------|----------|----|-----|--------|-------|---------|-------|--------|-------|-----|-----|-----|----|---|-----|-----|-----|-----|
| Maine               | 11/9/21  |    | 18  | 7-7    | 1.000 | 1-1     | 1.000 | 0-1    | .000  | 0   | 0   | 0   | 1  | 0 | 0   | 0   | 0   | 15  |
| at Navy             | 11/12/21 |    | 14  | 0-4    | .000  | 0-0     | .000  | 0-2    | .000  | 0   | 4   | 4   | 2  | 1 | 0   | 0   | 1   | 0   |
| Radford             | 11/15/21 |    | 18  | 3-5    | .600  | 1-1     | 1.000 | 0-0    | .000  | 1   | 2   | 3   | 3  | 0 | 2   | 0   | 2   | 7   |
| St. Francis (Pa.)   | 11/18/21 |    | 19  | 2-3    | .667  | 0-1     | .000  | 3-4    | .750  | 2   | 6   | 8   | 1  | 2 | 0   | 3   | 0   | 7   |
| Merrimack           | 11/21/21 |    | 16  | 2-4    | .500  | 0-0     | .000  | 0-2    | .000  | 1   | 1   | 2   | 0  | 1 | 2   | 1   | 0   | 4   |
| vs. Memphis         | 11/24/21 |    | 4   | 0-1    | .000  | 0-0     | .000  | 0-0    | .000  | 0   | 0   | 0   | 2  | 0 | 0   | 0   | 0   | 0   |
| vs. Xavier          | 11/26/21 |    | 11  | 0-1    | .000  | 0-0     | .000  | 0-0    | .000  | 1   | 0   | 1   | 1  | 2 | 0   | 0   | 0   | 0   |
| at Maryland         | 12/1/21  |    | 11  | 2-4    | .500  | 0-0     | .000  | 1-2    | .500  | 1   | 3   | 4   | 2  | 0 | 1   | 0   | 0   | 5   |
| Wake Forest         | 12/4/21  |    | 17  | 0-6    | .000  | 0-2     | .000  | 0-0    | .000  | 3   | 0   | 3   | 2  | 0 | 1   | 2   | 1   | 0   |
| Cornell             | 12/8/21  |    | 23  | 3-6    | .500  | 0-0     | .000  | 4-7    | .571  | 2   | 7   | 9   | 1  | 2 | 2   | 2   | 0   | 10  |
| at Dayton           | 12/12/21 |    | 12  | 2-2    | 1.000 | 1-1     | 1.000 | 1-1    | 1.000 | 0   | 1   | 1   | 3  | 0 | 1   | 1   | 0   | 6   |
| vs. St. Bonaventure | 12/17/21 |    |     |        |       |         |       |        |       |     |     |     |    |   |     |     |     |     |
| at Duke             | 12/22/21 |    |     |        |       |         |       |        |       |     |     |     |    |   |     |     |     |     |
| at North Carolina   | 12/29/21 |    |     |        |       |         |       |        |       |     |     |     |    |   |     |     |     |     |
| Pittsburgh          | 1/1/22   |    |     |        |       |         |       |        |       |     |     |     |    |   |     |     |     |     |
| NC State            | 1/4/22   |    |     |        |       |         |       |        |       |     |     |     |    |   |     |     |     |     |
| at Virginia         | 1/12/22  |    |     |        |       |         |       |        |       |     |     |     |    |   |     |     |     |     |
| Notre Dame          | 1/15/22  |    |     |        |       |         |       |        |       |     |     |     |    |   |     |     |     |     |
| at NC State         | 1/19/22  |    |     |        |       |         |       |        |       |     |     |     |    |   |     |     |     |     |
| at Boston College   | 1/22/22  |    |     |        |       |         |       |        |       |     |     |     |    |   |     |     |     |     |
| Miami               | 1/26/22  |    |     |        |       |         |       |        |       |     |     |     |    |   |     |     |     |     |
| at Florida State    | 1/29/22  |    |     |        |       |         |       |        |       |     |     |     |    |   |     |     |     |     |
| Georgia Tech        | 2/2/22   |    |     |        |       |         |       |        |       |     |     |     |    |   |     |     |     |     |
| at Pittsburgh       | 2/5/22   |    |     |        |       |         |       |        |       |     |     |     |    |   |     |     |     |     |
| Syracuse            | 2/12/22  |    |     |        |       |         |       |        |       |     |     |     |    |   |     |     |     |     |
| Virginia            | 2/14/22  |    |     |        |       |         |       |        |       |     |     |     |    |   |     |     |     |     |
| North Carolina      | 2/19/22  |    |     |        |       |         |       |        |       |     |     |     |    |   |     |     |     |     |
| at Georgia Tech     | 2/23/22  |    |     |        |       |         |       |        |       |     |     |     |    |   |     |     |     |     |
| at Miami            | 2/26/22  |    |     |        |       |         |       |        |       |     |     |     |    |   |     |     |     |     |
| Louisville          | 3/1/22   |    |     |        |       |         |       |        |       |     |     |     |    |   |     |     |     |     |
| at Clemson          | 3/5/22   |    |     |        |       |         |       |        |       |     |     |     |    |   |     |     |     |     |

## PRODUCTION TRACKER

|                      | This Season | Career |
|----------------------|-------------|--------|
| Scored 10+ Points    | 2           | 4      |
| Scored 20+ Points    | -           | -      |
| Led Tech in Scoring  | 1           | 1      |
| Made multiple 3FGs   | -           | -      |
| Had 5+ Rebounds      | 2           | 6      |
| Had a Double-Double  | -           | -      |
| Had Multiple Assists | 3           | 5      |
| Had Multiple Steals  | 1           | 3      |
| Had Multiple Blocks  | 3           | 3      |





# 3 SEAN PEDULLA

**FRESHMAN** Guard | 6-1 | 190 | Sports Media and Analytics  
Edmond, Oklahoma | Edmond Memorial



## SEASON/CAREER BESTS

### POINTS

Season 11 vs. Cornell (12/8/21)  
Career 11 vs. Cornell (12/8/21)

### REBOUNDS

Season 2 (3x), last at Dayton (12/12/21)  
Career 2 (3x), last at Dayton (12/12/21)

### ASSISTS

Season 4 vs. Merrimack (11/21/21)  
Career 4 vs. Merrimack (11/21/21)

### BLOCKS

Season -  
Career -

### STEALS

Season 2 vs. Saint Francis (11/18/21)  
Career 2 vs. Saint Francis (11/18/21)

### MINUTES

Season 20 vs. Cornell (12/8/21)  
Career 20 vs. Cornell (12/8/21)

### FIELD GOALS MADE

Season 4 vs. Cornell (12/8/21)  
Career 4 vs. Cornell (12/8/21)

### FIELD GOALS ATTEMPTED

Season 8 vs. Cornell (12/8/21)  
Career 8 vs. Cornell (12/8/21)

### 3-PT. FIELD GOALS MADE

Season 3 vs. Cornell (12/8/21)  
Career 3 vs. Cornell (12/8/21)

### 3-PT. FIELD GOALS ATTEMPTED

Season 4 vs. Cornell (12/8/21)  
Career 4 vs. Cornell (12/8/21)

### FREE THROWS MADE

Season 2 at Dayton (12/12/21)  
Career 2 at Dayton (12/12/21)

### FREE THROWS ATTEMPTED

Season 2 (2x), last at Dayton (12/12/21)  
Career 2 (2x), last at Dayton (12/12/21)

## CAREER STATS

|              | GP-GS       | MIN        | AVG        | FG-FGA       | FG%         | 3FG-FGA     | 3FG%        | FT-FTA     | FT%         | OFF-DEF-TOT   | AVG        | PF-FO      | AST      | TO       | BLK      | STL      | PTS       | AVG        |
|--------------|-------------|------------|------------|--------------|-------------|-------------|-------------|------------|-------------|---------------|------------|------------|----------|----------|----------|----------|-----------|------------|
| 2021-22      | 11-0        | 101        | 9.2        | 12-26        | .462        | 9-14        | .643        | 3-4        | .750        | 2-9-11        | 1.0        | 7-0        | 9        | 5        | 0        | 7        | 36        | 3.3        |
| <b>TOTAL</b> | <b>11-0</b> | <b>101</b> | <b>9.2</b> | <b>12-26</b> | <b>.462</b> | <b>9-14</b> | <b>.643</b> | <b>3-4</b> | <b>.750</b> | <b>2-9-11</b> | <b>1.0</b> | <b>7-0</b> | <b>9</b> | <b>5</b> | <b>0</b> | <b>7</b> | <b>36</b> | <b>3.3</b> |

- Will contribute minutes at point guard
- Solid sharpshooter from downtown
- Guided Edmond Memorial to three state tournaments.
- Two-time all-state selection and COAC Offensive Player of the Year that averaged 17.6 points a game as a senior
- Rated the 165th-best prospect in the 2021 class on 247Sports.
- Tabbed the second-best player in the state of Oklahoma and the 25th-best point guard nationally, according to 247Sports.
- Chose the Hokies over Minnesota and Oklahoma State.

*Last name pronounced: puh-DOOL-uh*

## 2021-22 GAME-BY-GAME STATS

| OPPONENT            | DATE     | ST | MIN | FG-FGA | PCT   | 3FG-FGA | PCT   | FT-FTA | PCT   | OFF | DEF | TOT | PF | A | T/O | BLK | STL | PTS |
|---------------------|----------|----|-----|--------|-------|---------|-------|--------|-------|-----|-----|-----|----|---|-----|-----|-----|-----|
| Maine               | 11/9/21  |    | 11  | 1-4    | .250  | 1-2     | .500  | 0-0    | .000  | 1   | 1   | 2   | 1  | 1 | 1   | 0   | 0   | 3   |
| at Navy             | 11/12/21 |    | 7   | 0-0    | .000  | 0-0     | .000  | 0-0    | .000  | 0   | 1   | 1   | 0  | 1 | 0   | 0   | 0   | 0   |
| Radford             | 11/15/21 |    | 8   | 2-2    | 1.000 | 1-1     | 1.000 | 0-0    | .000  | 0   | 1   | 1   | 0  | 0 | 0   | 0   | 1   | 5   |
| St. Francis (Pa.)   | 11/18/21 |    | 11  | 1-2    | .500  | 1-1     | 1.000 | 0-0    | .000  | 0   | 2   | 2   | 0  | 2 | 0   | 0   | 2   | 3   |
| Merrimack           | 11/21/21 |    | 14  | 1-2    | .500  | 1-2     | .500  | 0-0    | .000  | 0   | 1   | 1   | 2  | 4 | 1   | 0   | 0   | 3   |
| vs. Memphis         | 11/24/21 |    | 1   | 0-0    | .000  | 0-0     | .000  | 0-0    | .000  | 0   | 0   | 0   | 0  | 0 | 0   | 0   | 0   | 0   |
| vs. Xavier          | 11/26/21 |    | 10  | 2-3    | .667  | 1-1     | 1.000 | 1-2    | .500  | 1   | 0   | 1   | 0  | 0 | 0   | 0   | 1   | 6   |
| at Maryland         | 12/1/21  |    | 3   | 0-2    | .000  | 0-1     | .000  | 0-0    | .000  | 0   | 0   | 0   | 1  | 0 | 0   | 0   | 1   | 0   |
| Wake Forest         | 12/4/21  |    | 5   | 0-1    | .000  | 0-1     | .000  | 0-0    | .000  | 0   | 0   | 0   | 0  | 0 | 0   | 0   | 0   | 0   |
| Cornell             | 12/8/21  |    | 20  | 4-8    | .500  | 3-4     | .750  | 0-0    | .000  | 0   | 1   | 1   | 1  | 1 | 2   | 0   | 1   | 11  |
| at Dayton           | 12/12/21 |    | 11  | 1-2    | .500  | 1-1     | 1.000 | 2-2    | 1.000 | 0   | 2   | 2   | 2  | 0 | 1   | 0   | 1   | 5   |
| vs. St. Bonaventure | 12/17/21 |    |     |        |       |         |       |        |       |     |     |     |    |   |     |     |     |     |
| at Duke             | 12/22/21 |    |     |        |       |         |       |        |       |     |     |     |    |   |     |     |     |     |
| at North Carolina   | 12/29/21 |    |     |        |       |         |       |        |       |     |     |     |    |   |     |     |     |     |
| Pittsburgh          | 1/1/22   |    |     |        |       |         |       |        |       |     |     |     |    |   |     |     |     |     |
| NC State            | 1/4/22   |    |     |        |       |         |       |        |       |     |     |     |    |   |     |     |     |     |
| at Virginia         | 1/12/22  |    |     |        |       |         |       |        |       |     |     |     |    |   |     |     |     |     |
| Notre Dame          | 1/15/22  |    |     |        |       |         |       |        |       |     |     |     |    |   |     |     |     |     |
| at NC State         | 1/19/22  |    |     |        |       |         |       |        |       |     |     |     |    |   |     |     |     |     |
| at Boston College   | 1/22/22  |    |     |        |       |         |       |        |       |     |     |     |    |   |     |     |     |     |
| Miami               | 1/26/22  |    |     |        |       |         |       |        |       |     |     |     |    |   |     |     |     |     |
| at Florida State    | 1/29/22  |    |     |        |       |         |       |        |       |     |     |     |    |   |     |     |     |     |
| Georgia Tech        | 2/2/22   |    |     |        |       |         |       |        |       |     |     |     |    |   |     |     |     |     |
| at Pittsburgh       | 2/5/22   |    |     |        |       |         |       |        |       |     |     |     |    |   |     |     |     |     |
| Syracuse            | 2/12/22  |    |     |        |       |         |       |        |       |     |     |     |    |   |     |     |     |     |
| Virginia            | 2/14/22  |    |     |        |       |         |       |        |       |     |     |     |    |   |     |     |     |     |
| North Carolina      | 2/19/22  |    |     |        |       |         |       |        |       |     |     |     |    |   |     |     |     |     |
| at Georgia Tech     | 2/23/22  |    |     |        |       |         |       |        |       |     |     |     |    |   |     |     |     |     |
| at Miami            | 2/26/22  |    |     |        |       |         |       |        |       |     |     |     |    |   |     |     |     |     |
| Louisville          | 3/1/22   |    |     |        |       |         |       |        |       |     |     |     |    |   |     |     |     |     |
| at Clemson          | 3/5/22   |    |     |        |       |         |       |        |       |     |     |     |    |   |     |     |     |     |

## PRODUCTION TRACKER

|                      | This Season |
|----------------------|-------------|
| Scored 10+ Points    | 1           |
| Scored 20+ Points    | -           |
| Led Tech in Scoring  | -           |
| Made 3+ 3FGs         | 1           |
| Led Tech in 3FGM     | 1           |
| Shot over 40% from 3 | 7           |
| Had a Double-Double  | -           |
| Had Multiple Assists | 2           |
| Had Multiple Steals  | 1           |



# 4 NAHIEM ALLEYNE

**JUNIOR** Guard | 6-4 | 195 | Human Development  
Buford, Georgia | Mountain View



## SEASON/CAREER BESTS

### POINTS

Season 21 vs. Memphis (11/24/21)  
Career 28 vs. Florida (3/19/21)

### REBOUNDS

Season 7 vs. Maine (11/9/21)  
Career 9 at Notre Dame (1/27/21)

### ASSISTS

Season 4 (3x), last at Maryland (12/1/21)  
Career 5 (2x), last vs. Wake Forest (2/27/21)

### BLOCKS

Season -  
Career 2 vs. Delaware State (11/20/19)

### STEALS

Season 1 (6x), last at Dayton (12/12/21)  
Career 3 at Louisville (1/6/21)

### MINUTES

Season 39 at Dayton (12/12/21)  
Career 39 at Dayton (12/12/21)

### FIELD GOALS MADE

Season 7 (2x), last vs. Xavier (11/26/21)  
Career 8 vs. Florida (3/19/21)

### FIELD GOALS ATTEMPTED

Season 16 vs. Xavier (11/26/21)  
Career 18 vs. Florida (3/19/21)

### 3-PT. FIELD GOALS MADE

Season 3 (4x), last vs. Cornell (12/8/21)  
Career 5 (4x), last at Syracuse (1/23/21)

### 3-PT. FIELD GOALS ATTEMPTED

Season 7 (2x), last vs. Xavier (11/26/21)  
Career 10 (3x), last vs. Florida (3/19/21)

### FREE THROWS MADE

Season 10 vs. Memphis (11/24/21)  
Career 10 vs. Memphis (11/24/21)

### FREE THROWS ATTEMPTED

Season 11 vs. Memphis (11/24/21)  
Career 11 (2x), last vs. Memphis (11/24/21)

## CAREER STATS

|              | GP-GS        | MIN         | AVG         | FG-FGA         | FG%         | 3FG-FGA        | 3FG%        | FT-FTA         | FT%         | OFF-DEF-TOT       | AVG        | PF-FO        | AST        | TO        | BLK      | STL       | PTS        | AVG         |
|--------------|--------------|-------------|-------------|----------------|-------------|----------------|-------------|----------------|-------------|-------------------|------------|--------------|------------|-----------|----------|-----------|------------|-------------|
| 2019-20      | 32-27        | 832         | 26.0        | 92-237         | .388        | 49-126         | .389        | 48-63          | .762        | 6-69-75           | 2.3        | 51-1         | 46         | 27        | 6        | 12        | 281        | 8.8         |
| 2020-21      | 22-21        | 623         | 28.3        | 78-199         | .392        | 42-103         | .408        | 46-57          | .807        | 4-54-58           | 2.6        | 47-0         | 37         | 33        | 2        | 15        | 244        | 11.1        |
| 2021-22      | 11-11        | 367         | 33.4        | 39-113         | .345        | 19-50          | .380        | 25-26          | .962        | 0-37-37           | 3.4        | 12-0         | 29         | 20        | 0        | 6         | 122        | 11.1        |
| <b>TOTAL</b> | <b>65-59</b> | <b>1824</b> | <b>28.1</b> | <b>209-549</b> | <b>.381</b> | <b>110-279</b> | <b>.394</b> | <b>119-146</b> | <b>.815</b> | <b>10-160-170</b> | <b>2.6</b> | <b>110-1</b> | <b>112</b> | <b>80</b> | <b>8</b> | <b>33</b> | <b>647</b> | <b>10.0</b> |

- Named to NIT Season Tip-Off all-tournament team. *Name pronounced: nah-HEEM ah-LEAN*
- One of Tech's top threats from three.
- Had seven games of hitting three or more 3FGs during the 2020-21 season.
- Reached double-figure scoring 13 times as a sophomore.
- Made the game-tying 3-pointer to send the Florida (3/19) game into overtime in the first round of the 2021 NCAA Tournament.
- Started 21 of 22 games in 2020-21.
- Shot 40.8 percent from three last season, which was second on the team.
- Two-time ACC Men's Basketball All-Academic Team honoree.
- Averaged 17.2 points per game and made 63 three-pointers in the 2018-19 season at Mountain View.
- A three-star recruit by 247 Sports that was ranked as the 21st-best player in the state of Georgia.
- Born in Long Island, New York; family moved to Georgia when he was in middle school.
- Into anime, and in his opinion, J. Cole is the best rapper of all-time - it's not up for debate.

## 2021-22 GAME-BY-GAME STATS

| OPPONENT            | DATE     | ST | MIN | FG-FGA | PCT  | 3FG-FGA | PCT  | FT-FTA | PCT   | OFF | DEF | TOT | PF | A | T/O | BLK | STL | PTS |
|---------------------|----------|----|-----|--------|------|---------|------|--------|-------|-----|-----|-----|----|---|-----|-----|-----|-----|
| Maine               | 11/9/21  | *  | 29  | 5-10   | .500 | 3-6     | .500 | 0-0    | .000  | 0   | 7   | 7   | 0  | 4 | 2   | 0   | 1   | 13  |
| at Navy             | 11/12/21 | *  | 31  | 2-9    | .222 | 1-4     | .250 | 3-3    | 1.000 | 0   | 0   | 0   | 2  | 3 | 3   | 0   | 0   | 8   |
| Radford             | 11/15/21 | *  | 32  | 0-6    | .000 | 0-2     | .000 | 2-2    | 1.000 | 0   | 4   | 4   | 2  | 3 | 4   | 0   | 1   | 2   |
| St. Francis (Pa.)   | 11/18/21 | *  | 30  | 7-10   | .700 | 1-2     | .500 | 3-3    | 1.000 | 0   | 4   | 4   | 0  | 2 | 0   | 0   | 1   | 18  |
| Merrimack           | 11/21/21 | *  | 31  | 4-9    | .444 | 2-4     | .500 | 2-2    | 1.000 | 0   | 3   | 3   | 1  | 1 | 2   | 0   | 0   | 12  |
| vs. Memphis         | 11/24/21 | *  | 36  | 4-14   | .286 | 3-7     | .429 | 10-11  | .909  | 0   | 4   | 4   | 4  | 4 | 2   | 0   | 1   | 21  |
| vs. Xavier          | 11/26/21 | *  | 38  | 7-16   | .438 | 3-7     | .429 | 1-1    | 1.000 | 0   | 5   | 5   | 1  | 3 | 0   | 0   | 0   | 18  |
| at Maryland         | 12/1/21  | *  | 37  | 3-11   | .273 | 2-3     | .667 | 0-0    | .000  | 0   | 4   | 4   | 2  | 4 | 1   | 0   | 0   | 8   |
| Wake Forest         | 12/4/21  | *  | 34  | 1-7    | .143 | 1-5     | .200 | 4-4    | 1.000 | 0   | 3   | 3   | 0  | 1 | 3   | 0   | 0   | 7   |
| Cornell             | 12/8/21  | *  | 30  | 5-11   | .455 | 3-6     | .500 | 0-0    | .000  | 0   | 1   | 1   | 0  | 3 | 1   | 0   | 1   | 13  |
| at Dayton           | 12/12/21 | *  | 39  | 1-10   | .100 | 0-4     | .000 | 0-0    | .000  | 0   | 2   | 2   | 0  | 1 | 2   | 0   | 1   | 2   |
| vs. St. Bonaventure | 12/17/21 |    |     |        |      |         |      |        |       |     |     |     |    |   |     |     |     |     |
| at Duke             | 12/22/21 |    |     |        |      |         |      |        |       |     |     |     |    |   |     |     |     |     |
| at North Carolina   | 12/29/21 |    |     |        |      |         |      |        |       |     |     |     |    |   |     |     |     |     |
| Pittsburgh          | 1/1/22   |    |     |        |      |         |      |        |       |     |     |     |    |   |     |     |     |     |
| NC State            | 1/4/22   |    |     |        |      |         |      |        |       |     |     |     |    |   |     |     |     |     |
| at Virginia         | 1/12/22  |    |     |        |      |         |      |        |       |     |     |     |    |   |     |     |     |     |
| Notre Dame          | 1/15/22  |    |     |        |      |         |      |        |       |     |     |     |    |   |     |     |     |     |
| at NC State         | 1/19/22  |    |     |        |      |         |      |        |       |     |     |     |    |   |     |     |     |     |
| at Boston College   | 1/22/22  |    |     |        |      |         |      |        |       |     |     |     |    |   |     |     |     |     |
| Miami               | 1/26/22  |    |     |        |      |         |      |        |       |     |     |     |    |   |     |     |     |     |
| at Florida State    | 1/29/22  |    |     |        |      |         |      |        |       |     |     |     |    |   |     |     |     |     |
| Georgia Tech        | 2/2/22   |    |     |        |      |         |      |        |       |     |     |     |    |   |     |     |     |     |
| at Pittsburgh       | 2/5/22   |    |     |        |      |         |      |        |       |     |     |     |    |   |     |     |     |     |
| Syracuse            | 2/12/22  |    |     |        |      |         |      |        |       |     |     |     |    |   |     |     |     |     |
| Virginia            | 2/14/22  |    |     |        |      |         |      |        |       |     |     |     |    |   |     |     |     |     |
| North Carolina      | 2/19/22  |    |     |        |      |         |      |        |       |     |     |     |    |   |     |     |     |     |
| at Georgia Tech     | 2/23/22  |    |     |        |      |         |      |        |       |     |     |     |    |   |     |     |     |     |
| at Miami            | 2/26/22  |    |     |        |      |         |      |        |       |     |     |     |    |   |     |     |     |     |
| Louisville          | 3/1/22   |    |     |        |      |         |      |        |       |     |     |     |    |   |     |     |     |     |
| at Clemson          | 3/5/22   |    |     |        |      |         |      |        |       |     |     |     |    |   |     |     |     |     |

## PRODUCTION TRACKER

|                      | This Season | Career |
|----------------------|-------------|--------|
| Scored 10+ Points    | 6           | 31     |
| Scored 20+ Points    | 1           | 6      |
| Led Tech in Scoring  | 3           | 12     |
| Made 3+ 3FGs         | 4           | 19     |
| Led Tech in 3FGM     | 5           | 18     |
| Shot over 40% from 3 | 7           | 33     |
| Had a Double-Double  | -           | -      |
| Had Multiple Assists | 8           | 30     |
| Had Multiple Steals  | -           | 4      |





# 5 STORM MURPHY

**GRADUATE STUDENT** Guard | 6-0 | 185 | Leadership Studies  
Middleton, Wisconsin | Wofford



## SEASON/CAREER BESTS

### POINTS

Season 17 vs. Radford (11/15/21)  
Career 28 vs. Western Carolina (1/23/21)

### REBOUNDS

Season 6 at Navy (11/12/21)  
Career 8 vs. South Florida (12/12/20)

### ASSISTS

Season 5 at Dayton (12/12/21)  
Career 11 vs. Samford (1/2/21)

### BLOCKS

Season -  
Career 1 (3x), last at Samford (3/2/19)

### STEALS

Season 1 (4x), last vs. Xavier (11/26/21)  
Career 4 vs. Mercer (3/3/18)

### MINUTES

Season 39 vs. Memphis (11/24/21)  
Career 40 at UNC Greensboro (2/19/20)

### FIELD GOALS MADE

Season 6 (2x), last vs. Merrimack (11/21/21)  
Career 10 vs. Western Carolina (1/23/21)

### FIELD GOALS ATTEMPTED

Season 9 at Navy (11/12/21)  
Career 19 at Chattanooga (1/16/21)

### 3-PT. FIELD GOALS MADE

Season 4 vs. Radford (11/15/21)  
Career 5 (6x), last at VMI (1/13/21)

### 3-PT. FIELD GOALS ATTEMPTED

Season 5 (2x), last vs. Radford (11/15/21)  
Career 10 (6x), last vs. VMI (2/3/21)

### FREE THROWS MADE

Season 2 at Navy (11/12/21)  
Career 8 (3x), last vs. The Citadel (2/17/21)

### FREE THROWS ATTEMPTED

Season 3 at Navy (11/12/21)  
Career 10 vs. The Citadel (2/17/21)

- Consummate point guard with four years of college experience.
- First-Team All-SoCon and named to SoCon All-Tournament Team last season.
- Averaged 17.8 points, 3.3 rebounds and 4.3 assists as a senior at Wofford - one of only 11 players to average that stat line or better nationally.
- NABC All-District 21 First Team selection who was featured on the Lou Henson Award Mid-Season Watch List.
- Started all 24 games in 2020-21.
- Tallied double figures in 21 of 24 contests, including 10 20-point performances, and dished over five assists on eight occasions.
- Graduated from Wofford with 1,315 career points, which rank 24th all-time in program history.

## 2021-22 GAME-BY-GAME STATS

| OPPONENT            | DATE     | ST | MIN | FG-FGA | PCT  | 3FG-FGA | PCT  | FT-FTA | PCT  | OFF | DEF | TOT | PF | A | T/O | BLK | STL | PTS |
|---------------------|----------|----|-----|--------|------|---------|------|--------|------|-----|-----|-----|----|---|-----|-----|-----|-----|
| Maine               | 11/9/21  | *  | 26  | 2-7    | .286 | 1-4     | .250 | 0-0    | .000 | 0   | 3   | 3   | 1  | 2 | 0   | 0   | 1   | 5   |
| at Navy             | 11/12/21 | *  | 32  | 4-9    | .444 | 1-5     | .200 | 2-3    | .667 | 0   | 6   | 6   | 2  | 1 | 2   | 0   | 0   | 11  |
| Radford             | 11/15/21 | *  | 29  | 6-7    | .857 | 4-5     | .800 | 1-2    | .500 | 0   | 1   | 1   | 0  | 3 | 3   | 0   | 1   | 17  |
| St. Francis (Pa.)   | 11/18/21 | *  | 29  | 2-6    | .333 | 2-4     | .500 | 1-2    | .500 | 0   | 1   | 1   | 2  | 3 | 0   | 0   | 0   | 7   |
| Merrimack           | 11/21/21 | *  | 24  | 6-8    | .750 | 2-4     | .500 | 0-0    | .000 | 0   | 0   | 0   | 2  | 1 | 3   | 0   | 1   | 14  |
| vs. Memphis         | 11/24/21 | *  | 39  | 2-8    | .250 | 0-3     | .000 | 1-2    | .500 | 0   | 1   | 1   | 3  | 2 | 6   | 0   | 0   | 5   |
| vs. Xavier          | 11/26/21 | *  | 18  | 0-5    | .000 | 0-3     | .000 | 0-0    | .000 | 0   | 1   | 1   | 4  | 0 | 1   | 0   | 1   | 0   |
| at Maryland         | 12/1/21  | *  | 32  | 0-4    | .000 | 0-2     | .000 | 0-0    | .000 | 0   | 2   | 2   | 2  | 4 | 1   | 0   | 0   | 0   |
| Wake Forest         | 12/4/21  | *  | 34  | 3-7    | .429 | 1-4     | .250 | 0-0    | .000 | 0   | 0   | 0   | 1  | 3 | 0   | 0   | 0   | 7   |
| Cornell             | 12/8/21  | *  | 20  | 3-5    | .600 | 1-3     | .333 | 0-0    | .000 | 0   | 1   | 1   | 1  | 4 | 2   | 0   | 0   | 7   |
| at Dayton           | 12/12/21 | *  | 26  | 3-6    | .500 | 2-4     | .500 | 0-0    | .000 | 0   | 2   | 2   | 2  | 5 | 3   | 0   | 0   | 8   |
| vs. St. Bonaventure | 12/17/21 |    |     |        |      |         |      |        |      |     |     |     |    |   |     |     |     |     |
| at Duke             | 12/22/21 |    |     |        |      |         |      |        |      |     |     |     |    |   |     |     |     |     |
| at North Carolina   | 12/29/21 |    |     |        |      |         |      |        |      |     |     |     |    |   |     |     |     |     |
| Pittsburgh          | 1/1/22   |    |     |        |      |         |      |        |      |     |     |     |    |   |     |     |     |     |
| NC State            | 1/4/22   |    |     |        |      |         |      |        |      |     |     |     |    |   |     |     |     |     |
| at Virginia         | 1/12/22  |    |     |        |      |         |      |        |      |     |     |     |    |   |     |     |     |     |
| Notre Dame          | 1/15/22  |    |     |        |      |         |      |        |      |     |     |     |    |   |     |     |     |     |
| at NC State         | 1/19/22  |    |     |        |      |         |      |        |      |     |     |     |    |   |     |     |     |     |
| at Boston College   | 1/22/22  |    |     |        |      |         |      |        |      |     |     |     |    |   |     |     |     |     |
| Miami               | 1/26/22  |    |     |        |      |         |      |        |      |     |     |     |    |   |     |     |     |     |
| at Florida State    | 1/29/22  |    |     |        |      |         |      |        |      |     |     |     |    |   |     |     |     |     |
| Georgia Tech        | 2/2/22   |    |     |        |      |         |      |        |      |     |     |     |    |   |     |     |     |     |
| at Pittsburgh       | 2/5/22   |    |     |        |      |         |      |        |      |     |     |     |    |   |     |     |     |     |
| Syracuse            | 2/12/22  |    |     |        |      |         |      |        |      |     |     |     |    |   |     |     |     |     |
| Virginia            | 2/14/22  |    |     |        |      |         |      |        |      |     |     |     |    |   |     |     |     |     |
| North Carolina      | 2/19/22  |    |     |        |      |         |      |        |      |     |     |     |    |   |     |     |     |     |
| at Georgia Tech     | 2/23/22  |    |     |        |      |         |      |        |      |     |     |     |    |   |     |     |     |     |
| at Miami            | 2/26/22  |    |     |        |      |         |      |        |      |     |     |     |    |   |     |     |     |     |
| Louisville          | 3/1/22   |    |     |        |      |         |      |        |      |     |     |     |    |   |     |     |     |     |
| at Clemson          | 3/5/22   |    |     |        |      |         |      |        |      |     |     |     |    |   |     |     |     |     |

## PRODUCTION TRACKER

|                      | This Season | Career |
|----------------------|-------------|--------|
| Scored 10+ Points    | 3           | 62     |
| Scored 20+ Points    | -           | 12     |
| Led Tech in Scoring  | 2           | 2      |
| Made 3+ 3FGs         | 1           | 34     |
| Led Tech in 3FGM     | 3           | 3      |
| Shot over 40% from 3 | 4           | 75     |
| Had a Double-Double  | -           | 1      |
| Had 5+ Assists       | 1           | 36     |
| Had Multiple Steals  | -           | 23     |



## CAREER STATS

|              | GP-GS          | MIN         | AVG         | FG-FGA          | FG%         | 3FG-FGA        | 3FG%        | FT-FTA         | FT%         | OFF-DEF-TOT       | AVG        | PF-FO        | AST        | TO         | BLK      | STL        | PTS         | AVG         |
|--------------|----------------|-------------|-------------|-----------------|-------------|----------------|-------------|----------------|-------------|-------------------|------------|--------------|------------|------------|----------|------------|-------------|-------------|
| 2017-18      | 34-29          | 932         | 27.4        | 70-160          | .438        | 41-107         | .383        | 32-38          | .842        | 7-68-75           | 2.2        | 44-0         | 135        | 56         | 1        | 30         | 213         | 6.3         |
| 2018-19      | 34-33          | 890         | 26.2        | 98-196          | .500        | 50-106         | .472        | 27-32          | .844        | 4-58-62           | 1.8        | 59-0         | 112        | 41         | 1        | 24         | 273         | 8.0         |
| 2019-20      | 34-34          | 1071        | 31.5        | 147-318         | .462        | 64-152         | .421        | 45-52          | .865        | 10-80-90          | 2.6        | 56-1         | 121        | 75         | 1        | 25         | 403         | 11.9        |
| 2020-21      | 24-24          | 830         | 34.6        | 143-304         | .470        | 70-175         | .400        | 70-83          | .843        | 14-64-78          | 3.3        | 29-0         | 104        | 65         | -        | 23         | 426         | 17.8        |
| 2021-22      | 11-11          | 309         | 28.1        | 31-72           | .431        | 14-41          | .341        | 5-9            | .556        | 0-18-18           | 1.6        | 20-0         | 28         | 21         | 0        | 4          | 81          | 7.4         |
| <b>TOTAL</b> | <b>137-131</b> | <b>4030</b> | <b>29.4</b> | <b>489-1045</b> | <b>.468</b> | <b>244-584</b> | <b>.418</b> | <b>179-214</b> | <b>.836</b> | <b>35-288-327</b> | <b>2.4</b> | <b>202-1</b> | <b>495</b> | <b>257</b> | <b>5</b> | <b>112</b> | <b>1396</b> | <b>10.2</b> |

# 10 CAMDEN JOHNSON

**FRESHMAN** Guard | 6-1 | 175 | Business, Undecided  
Waxhaw, North Carolina | Metrolina Christian Academy



## SEASON/CAREER BESTS

### POINTS

Season 3 vs. Merrimack (11/21/21)  
Career 3 vs. Merrimack (11/21/21)

### REBOUNDS

Season 1 vs. Merrimack (11/21/21)  
Career 1 vs. Merrimack (11/21/21)

### ASSISTS

Season 1 vs. Saint Francis (11/18/21)  
Career 1 vs. Saint Francis (11/18/21)

### BLOCKS

Season -  
Career -

### STEALS

Season 1 vs. Merrimack (11/21/21)  
Career 1 vs. Merrimack (11/21/21)

### MINUTES

Season 3 vs. Saint Francis (11/18/21)  
Career 3 vs. Saint Francis (11/18/21)

### FIELD GOALS MADE

Season 1 vs. Merrimack (11/21/21)  
Career 1 vs. Merrimack (11/21/21)

### FIELD GOALS ATTEMPTED

Season 1 vs. Merrimack (11/21/21)  
Career 1 vs. Merrimack (11/21/21)

### 3-PT. FIELD GOALS MADE

Season 1 vs. Merrimack (11/21/21)  
Career 1 vs. Merrimack (11/21/21)

### 3-PT. FIELD GOALS ATTEMPTED

Season 1 vs. Merrimack (11/21/21)  
Career 1 vs. Merrimack (11/21/21)

### FREE THROWS MADE

Season -  
Career -

### FREE THROWS ATTEMPTED

Season -  
Career -

## CAREER STATS

|              | GP-GS      | MIN       | AVG        | FG-FGA     | FG%          | 3FG-FGA    | 3FG%         | FT-FTA     | FT%         | OFF-DEF-TOT  | AVG        | PF-FO      | AST      | TO       | BLK      | STL      | PTS      | AVG        |
|--------------|------------|-----------|------------|------------|--------------|------------|--------------|------------|-------------|--------------|------------|------------|----------|----------|----------|----------|----------|------------|
| 2021-22      | 5-0        | 10        | 2.0        | 1-1        | 1.000        | 1-1        | 1.000        | 0-0        | .000        | 0-1-1        | 0.2        | 0-0        | 1        | 0        | 0        | 1        | 3        | 0.6        |
| <b>TOTAL</b> | <b>5-0</b> | <b>10</b> | <b>2.0</b> | <b>1-1</b> | <b>1.000</b> | <b>1-1</b> | <b>1.000</b> | <b>0-0</b> | <b>.000</b> | <b>0-1-1</b> | <b>0.2</b> | <b>0-0</b> | <b>1</b> | <b>0</b> | <b>0</b> | <b>1</b> | <b>3</b> | <b>0.6</b> |

- Recruited as a preferred walk-on.
- Averaged 14 points, 6.6 rebounds, 3.2 assists and 2.3 steals per game his senior season at Metrolina.
- Parents, Joey and Cindy Johnson, both attended Virginia Tech.

## 2021-22 GAME-BY-GAME STATS

| OPPONENT            | DATE     | ST | MIN | FG-FGA | PCT   | 3FG-FGA | PCT   | FT-FTA | PCT  | OFF | DEF | TOT | PF | A | T/O | BLK | STL | PTS |
|---------------------|----------|----|-----|--------|-------|---------|-------|--------|------|-----|-----|-----|----|---|-----|-----|-----|-----|
| Maine               | 11/9/21  |    | 2   | 0-0    | .000  | 0-0     | .000  | 0-0    | .000 | 0   | 0   | 0   | 0  | 0 | 0   | 0   | 0   | 0   |
| at Navy             | 11/12/21 |    |     |        |       |         |       | DNP    |      |     |     |     |    |   |     |     |     |     |
| Radford             | 11/15/21 |    | 1   | 0-0    | .000  | 0-0     | .000  | 0-0    | .000 | 0   | 0   | 0   | 0  | 0 | 0   | 0   | 0   | 0   |
| St. Francis (Pa.)   | 11/18/21 |    | 3   | 0-0    | .000  | 0-0     | .000  | 0-0    | .000 | 0   | 0   | 0   | 0  | 1 | 0   | 0   | 0   | 0   |
| Merrimack           | 11/21/21 |    | 2   | 1-1    | 1.000 | 1-1     | 1.000 | 0-0    | .000 | 0   | 1   | 1   | 0  | 0 | 0   | 0   | 1   | 3   |
| vs. Memphis         | 11/24/21 |    |     |        |       |         |       | DNP    |      |     |     |     |    |   |     |     |     |     |
| vs. Xavier          | 11/26/21 |    |     |        |       |         |       | DNP    |      |     |     |     |    |   |     |     |     |     |
| at Maryland         | 12/1/21  |    |     |        |       |         |       | DNP    |      |     |     |     |    |   |     |     |     |     |
| Wake Forest         | 12/4/21  |    |     |        |       |         |       | DNP    |      |     |     |     |    |   |     |     |     |     |
| Cornell             | 12/8/21  |    | 2   | 0-0    | .000  | 0-0     | .000  | 0-0    | .000 | 0   | 0   | 0   | 0  | 0 | 0   | 0   | 0   | 0   |
| at Dayton           | 12/12/21 |    |     |        |       |         |       | DNP    |      |     |     |     |    |   |     |     |     |     |
| vs. St. Bonaventure | 12/17/21 |    |     |        |       |         |       |        |      |     |     |     |    |   |     |     |     |     |
| at Duke             | 12/22/21 |    |     |        |       |         |       |        |      |     |     |     |    |   |     |     |     |     |
| at North Carolina   | 12/29/21 |    |     |        |       |         |       |        |      |     |     |     |    |   |     |     |     |     |
| Pittsburgh          | 1/1/22   |    |     |        |       |         |       |        |      |     |     |     |    |   |     |     |     |     |
| NC State            | 1/4/22   |    |     |        |       |         |       |        |      |     |     |     |    |   |     |     |     |     |
| at Virginia         | 1/12/22  |    |     |        |       |         |       |        |      |     |     |     |    |   |     |     |     |     |
| Notre Dame          | 1/15/22  |    |     |        |       |         |       |        |      |     |     |     |    |   |     |     |     |     |
| at NC State         | 1/19/22  |    |     |        |       |         |       |        |      |     |     |     |    |   |     |     |     |     |
| at Boston College   | 1/22/22  |    |     |        |       |         |       |        |      |     |     |     |    |   |     |     |     |     |
| Miami               | 1/26/22  |    |     |        |       |         |       |        |      |     |     |     |    |   |     |     |     |     |
| at Florida State    | 1/29/22  |    |     |        |       |         |       |        |      |     |     |     |    |   |     |     |     |     |
| Georgia Tech        | 2/2/22   |    |     |        |       |         |       |        |      |     |     |     |    |   |     |     |     |     |
| at Pittsburgh       | 2/5/22   |    |     |        |       |         |       |        |      |     |     |     |    |   |     |     |     |     |
| Syracuse            | 2/12/22  |    |     |        |       |         |       |        |      |     |     |     |    |   |     |     |     |     |
| Virginia            | 2/14/22  |    |     |        |       |         |       |        |      |     |     |     |    |   |     |     |     |     |
| North Carolina      | 2/19/22  |    |     |        |       |         |       |        |      |     |     |     |    |   |     |     |     |     |
| at Georgia Tech     | 2/23/22  |    |     |        |       |         |       |        |      |     |     |     |    |   |     |     |     |     |
| at Miami            | 2/26/22  |    |     |        |       |         |       |        |      |     |     |     |    |   |     |     |     |     |
| Louisville          | 3/1/22   |    |     |        |       |         |       |        |      |     |     |     |    |   |     |     |     |     |
| at Clemson          | 3/5/22   |    |     |        |       |         |       |        |      |     |     |     |    |   |     |     |     |     |

## PRODUCTION TRACKER

|                      | This Season |
|----------------------|-------------|
| Scored 5+ Points     | -           |
| Scored 10+ Points    | -           |
| Made Multiple 3FGs   | -           |
| Made 3+ 3FGs         | -           |
| Led Tech in 3FGM     | -           |
| Shot over 40% from 3 | 1           |
| Played 5+ Minutes    | -           |
| Had Multiple Assists | -           |
| Had Multiple Steals  | -           |





# 11 JALEN HAYNES

**FRESHMAN** Forward | 6-8 | 250 | Human Development  
Ft. Lauderdale, Florida | Montverde Academy



## SEASON/CAREER BESTS

### POINTS

Season 4 vs. Saint Francis (11/18/21)  
Career 4 vs. Saint Francis (11/18/21)

### REBOUNDS

Season 2 vs. Radford (11/15/21)  
Career 2 vs. Radford (11/15/21)

### ASSISTS

Season -  
Career -

### BLOCKS

Season -  
Career -

### STEALS

Season -  
Career -

### MINUTES

Season 5 vs. Maine (11/9/21)  
Career 5 vs. Maine (11/9/21)

### FIELD GOALS MADE

Season 2 vs. Saint Francis (11/18/21)  
Career 2 vs. Saint Francis (11/18/21)

### FIELD GOALS ATTEMPTED

Season 3 vs. Radford (11/15/21)  
Career 3 vs. Radford (11/15/21)

### 3-PT. FIELD GOALS MADE

Season -  
Career -

### 3-PT. FIELD GOALS ATTEMPTED

Season -  
Career -

### FREE THROWS MADE

Season -  
Career -

### FREE THROWS ATTEMPTED

Season 1 vs. Maine (11/9/21)  
Career 1 vs. Maine (11/9/21)

## CAREER STATS

|              | GP-GS      | MIN       | AVG        | FG-FGA     | FG%         | 3FG-FGA    | 3FG%        | FT-FTA     | FT%         | OFF-DEF-TOT  | AVG        | PF-FO      | AST      | TO       | BLK      | STL      | PTS      | AVG        |
|--------------|------------|-----------|------------|------------|-------------|------------|-------------|------------|-------------|--------------|------------|------------|----------|----------|----------|----------|----------|------------|
| 2021-22      | 6-0        | 17        | 2.8        | 2-6        | .333        | 0-0        | .000        | 0-1        | .000        | 2-1-3        | 0.5        | 1-0        | 0        | 1        | 0        | 0        | 4        | 0.7        |
| <b>TOTAL</b> | <b>6-0</b> | <b>17</b> | <b>2.8</b> | <b>2-6</b> | <b>.333</b> | <b>0-0</b> | <b>.000</b> | <b>0-1</b> | <b>.000</b> | <b>2-1-3</b> | <b>0.5</b> | <b>1-0</b> | <b>0</b> | <b>1</b> | <b>0</b> | <b>0</b> | <b>4</b> | <b>0.7</b> |

- Played a postgraduate season at Montverde Academy during the 2020-21 season for head coach Ben Wisniewski; averaged 20.2 points and 10.6 rebounds. *First name pronounced: JAY-lin*
- Before Montverde, played at Dillard High School for legendary head coach Darryl Burrows.
- At Dillard in 2019-20, averaged 18 points, 10 rebounds and two blocks, while leading the Panthers to a 24-8 record and to the state title game.
- Three-star recruit by 247Sports.
- Chose the Hokies over Mississippi State, Boston College and UCF.

## 2021-22 GAME-BY-GAME STATS

| OPPONENT            | DATE     | ST | MIN | FG-FGA | PCT   | 3FG-FGA | PCT  | FT-FTA | PCT  | OFF | DEF | TOT | PF | A | T/O | BLK | STL | PTS |
|---------------------|----------|----|-----|--------|-------|---------|------|--------|------|-----|-----|-----|----|---|-----|-----|-----|-----|
| Maine               | 11/9/21  |    | 5   | 0-0    | .000  | 0-0     | .000 | 0-1    | .000 | 0   | 0   | 0   | 1  | 0 | 0   | 0   | 0   | 0   |
| at Navy             | 11/12/21 |    | 1   | 0-0    | .000  | 0-0     | .000 | 0-0    | .000 | 0   | 0   | 0   | 0  | 0 | 0   | 0   | 0   | 0   |
| Radford             | 11/15/21 |    | 4   | 0-3    | .000  | 0-0     | .000 | 0-0    | .000 | 1   | 1   | 2   | 0  | 0 | 0   | 0   | 0   | 0   |
| St. Francis (Pa.)   | 11/18/21 |    | 3   | 2-2    | 1.000 | 0-0     | .000 | 0-0    | .000 | 1   | 0   | 1   | 0  | 0 | 0   | 0   | 0   | 4   |
| Merrimack           | 11/21/21 |    | 2   | 0-0    | .000  | 0-0     | .000 | 0-0    | .000 | 0   | 0   | 0   | 0  | 0 | 1   | 0   | 0   | 0   |
| vs. Memphis         | 11/24/21 |    |     |        |       |         |      |        | DNP  |     |     |     |    |   |     |     |     |     |
| vs. Xavier          | 11/26/21 |    |     |        |       |         |      |        | DNP  |     |     |     |    |   |     |     |     |     |
| at Maryland         | 12/1/21  |    |     |        |       |         |      |        | DNP  |     |     |     |    |   |     |     |     |     |
| Wake Forest         | 12/4/21  |    |     |        |       |         |      |        | DNP  |     |     |     |    |   |     |     |     |     |
| Cornell             | 12/8/21  |    | 2   | 0-1    | .000  | 0-0     | .000 | 0-0    | .000 | 0   | 0   | 0   | 0  | 0 | 0   | 0   | 0   | 0   |
| at Dayton           | 12/12/21 |    |     |        |       |         |      |        | DNP  |     |     |     |    |   |     |     |     |     |
| vs. St. Bonaventure | 12/17/21 |    |     |        |       |         |      |        |      |     |     |     |    |   |     |     |     |     |
| at Duke             | 12/22/21 |    |     |        |       |         |      |        |      |     |     |     |    |   |     |     |     |     |
| at North Carolina   | 12/29/21 |    |     |        |       |         |      |        |      |     |     |     |    |   |     |     |     |     |
| Pittsburgh          | 1/1/22   |    |     |        |       |         |      |        |      |     |     |     |    |   |     |     |     |     |
| NC State            | 1/4/22   |    |     |        |       |         |      |        |      |     |     |     |    |   |     |     |     |     |
| at Virginia         | 1/12/22  |    |     |        |       |         |      |        |      |     |     |     |    |   |     |     |     |     |
| Notre Dame          | 1/15/22  |    |     |        |       |         |      |        |      |     |     |     |    |   |     |     |     |     |
| at NC State         | 1/19/22  |    |     |        |       |         |      |        |      |     |     |     |    |   |     |     |     |     |
| at Boston College   | 1/22/22  |    |     |        |       |         |      |        |      |     |     |     |    |   |     |     |     |     |
| Miami               | 1/26/22  |    |     |        |       |         |      |        |      |     |     |     |    |   |     |     |     |     |
| at Florida State    | 1/29/22  |    |     |        |       |         |      |        |      |     |     |     |    |   |     |     |     |     |
| Georgia Tech        | 2/2/22   |    |     |        |       |         |      |        |      |     |     |     |    |   |     |     |     |     |
| at Pittsburgh       | 2/5/22   |    |     |        |       |         |      |        |      |     |     |     |    |   |     |     |     |     |
| Syracuse            | 2/12/22  |    |     |        |       |         |      |        |      |     |     |     |    |   |     |     |     |     |
| Virginia            | 2/14/22  |    |     |        |       |         |      |        |      |     |     |     |    |   |     |     |     |     |
| North Carolina      | 2/19/22  |    |     |        |       |         |      |        |      |     |     |     |    |   |     |     |     |     |
| at Georgia Tech     | 2/23/22  |    |     |        |       |         |      |        |      |     |     |     |    |   |     |     |     |     |
| at Miami            | 2/26/22  |    |     |        |       |         |      |        |      |     |     |     |    |   |     |     |     |     |
| Louisville          | 3/1/22   |    |     |        |       |         |      |        |      |     |     |     |    |   |     |     |     |     |
| at Clemson          | 3/5/22   |    |     |        |       |         |      |        |      |     |     |     |    |   |     |     |     |     |

## PRODUCTION TRACKER

|                              | This Season |
|------------------------------|-------------|
| Scored 10+ Points            | -           |
| Had 5+ Rebounds              | -           |
| Had Multiple Blocks          | -           |
| Led Tech in Blocks           | -           |
| Had Multiple Steals          | -           |
| Shot over 50% from the floor | 1           |
| Played 10+ Minutes           | -           |
| Shot 5+ Free Throws          | -           |
| Had Multiple Dunks           | -           |



# 13 DARIUS MADDOX

**SOPHOMORE** Guard | 6-5 | 185 | Sports Media and Analytics  
Bowie, Maryland | Oak Hill Academy



## SEASON/CAREER BESTS

### POINTS

Season 14 vs. Cornell (12/8/21)  
Career 14 vs. Cornell (12/8/21)

### REBOUNDS

Season 4 vs. Cornell (12/8/21)  
Career 4 vs. Cornell (12/8/21)

### ASSISTS

Season 1 (2x), last vs. Radford (11/15/21)  
Career 1 (5x), last vs. Radford (11/15/21)

### BLOCKS

Season 2 at Maryland (12/1/21)  
Career 2 at Maryland (12/1/21)

### STEALS

Season 1 (3x), last vs. Cornell (12/8/21)  
Career 1 (3x), last vs. Cornell (12/8/21)

### MINUTES

Season 23 vs. Cornell (12/8/21)  
Career 23 vs. Cornell (12/8/21)

### FIELD GOALS MADE

Season 4 (3x), last vs. Cornell (12/8/21)  
Career 4 (3x), last vs. Cornell (12/8/21)

### FIELD GOALS ATTEMPTED

Season 8 vs. Cornell (12/8/21)  
Career 8 vs. Cornell (12/8/21)

### 3-PT. FIELD GOALS MADE

Season 3 vs. Saint Francis (11/18/21)  
Career 3 (2x), last vs. Saint Francis (11/18/21)

### 3-PT. FIELD GOALS ATTEMPTED

Season 4 vs. Cornell (12/8/21)  
Career 4 vs. Cornell (12/8/21)

### FREE THROWS MADE

Season 4 (2x), last vs. Cornell (12/8/21)  
Career 4 (2x), last vs. Cornell (12/8/21)

### FREE THROWS ATTEMPTED

Season 4 (2x), last vs. Cornell (12/8/21)  
Career 4 (2x), last vs. Cornell (12/8/21)

- Dropped in a career-high 14 points on 4-of-8 shooting vs. Cornell; also set or tied career highs in rebounds (four), minutes played (23), field goals made (four) and free throws made (four).
- Appeared in 11 games in 2020-21, recording a season-high nine points vs. Coppin State (12/19/20).
- Rated 84th overall and the 14th-best shooting guard on 247 Sports.
- Chose the Hokies over Cincinnati, Creighton, Georgetown and Seton Hall.

## 2021-22 GAME-BY-GAME STATS

| OPPONENT            | DATE     | ST | MIN | FG-FGA | PCT   | 3FG-FGA | PCT   | FT-FTA | PCT   | OFF | DEF | TOT | PF | A | T/O | BLK | STL | PTS |
|---------------------|----------|----|-----|--------|-------|---------|-------|--------|-------|-----|-----|-----|----|---|-----|-----|-----|-----|
| Maine               | 11/9/21  |    | 19  | 4-7    | .571  | 1-1     | 1.000 | 0-0    | .000  | 0   | 2   | 2   | 1  | 0 | 2   | 0   | 0   | 9   |
| at Navy             | 11/12/21 |    | 15  | 2-5    | .400  | 0-2     | .000  | 0-1    | .000  | 1   | 2   | 3   | 2  | 1 | 0   | 0   | 0   | 4   |
| Radford             | 11/15/21 |    | 16  | 2-3    | .667  | 2-3     | .667  | 0-0    | .000  | 0   | 1   | 1   | 0  | 1 | 1   | 0   | 0   | 6   |
| St. Francis (Pa.)   | 11/18/21 |    | 18  | 4-4    | 1.000 | 3-3     | 1.000 | 0-0    | .000  | 1   | 2   | 3   | 1  | 0 | 2   | 0   | 0   | 11  |
| Merrimack           | 11/21/21 |    | 16  | 1-4    | .250  | 1-2     | .500  | 1-2    | .500  | 1   | 2   | 3   | 0  | 0 | 0   | 0   | 0   | 4   |
| vs. Memphis         | 11/24/21 |    | 14  | 2-2    | 1.000 | 1-1     | 1.000 | 0-0    | .000  | 0   | 0   | 0   | 0  | 0 | 0   | 0   | 0   | 5   |
| vs. Xavier          | 11/26/21 |    | 17  | 0-2    | .000  | 0-2     | .000  | 4-4    | 1.000 | 0   | 1   | 1   | 1  | 0 | 1   | 0   | 0   | 4   |
| at Maryland         | 12/1/21  |    | 12  | 2-2    | 1.000 | 0-0     | .000  | 0-0    | .000  | 1   | 1   | 2   | 0  | 0 | 1   | 2   | 1   | 4   |
| Wake Forest         | 12/4/21  |    | 12  | 2-3    | .667  | 1-1     | 1.000 | 0-0    | .000  | 0   | 1   | 1   | 1  | 0 | 0   | 0   | 1   | 5   |
| Cornell             | 12/8/21  |    | 23  | 4-8    | .500  | 2-4     | .500  | 4-4    | 1.000 | 0   | 4   | 4   | 1  | 0 | 0   | 1   | 1   | 14  |
| at Dayton           | 12/12/21 |    | 11  | 0-2    | .000  | 0-0     | .000  | 0-0    | .000  | 1   | 0   | 1   | 3  | 0 | 0   | 0   | 0   | 0   |
| vs. St. Bonaventure | 12/17/21 |    |     |        |       |         |       |        |       |     |     |     |    |   |     |     |     |     |
| at Duke             | 12/22/21 |    |     |        |       |         |       |        |       |     |     |     |    |   |     |     |     |     |
| at North Carolina   | 12/29/21 |    |     |        |       |         |       |        |       |     |     |     |    |   |     |     |     |     |
| Pittsburgh          | 1/1/22   |    |     |        |       |         |       |        |       |     |     |     |    |   |     |     |     |     |
| NC State            | 1/4/22   |    |     |        |       |         |       |        |       |     |     |     |    |   |     |     |     |     |
| at Virginia         | 1/12/22  |    |     |        |       |         |       |        |       |     |     |     |    |   |     |     |     |     |
| Notre Dame          | 1/15/22  |    |     |        |       |         |       |        |       |     |     |     |    |   |     |     |     |     |
| at NC State         | 1/19/22  |    |     |        |       |         |       |        |       |     |     |     |    |   |     |     |     |     |
| at Boston College   | 1/22/22  |    |     |        |       |         |       |        |       |     |     |     |    |   |     |     |     |     |
| Miami               | 1/26/22  |    |     |        |       |         |       |        |       |     |     |     |    |   |     |     |     |     |
| at Florida State    | 1/29/22  |    |     |        |       |         |       |        |       |     |     |     |    |   |     |     |     |     |
| Georgia Tech        | 2/2/22   |    |     |        |       |         |       |        |       |     |     |     |    |   |     |     |     |     |
| at Pittsburgh       | 2/5/22   |    |     |        |       |         |       |        |       |     |     |     |    |   |     |     |     |     |
| Syracuse            | 2/12/22  |    |     |        |       |         |       |        |       |     |     |     |    |   |     |     |     |     |
| Virginia            | 2/14/22  |    |     |        |       |         |       |        |       |     |     |     |    |   |     |     |     |     |
| North Carolina      | 2/19/22  |    |     |        |       |         |       |        |       |     |     |     |    |   |     |     |     |     |
| at Georgia Tech     | 2/23/22  |    |     |        |       |         |       |        |       |     |     |     |    |   |     |     |     |     |
| at Miami            | 2/26/22  |    |     |        |       |         |       |        |       |     |     |     |    |   |     |     |     |     |
| Louisville          | 3/1/22   |    |     |        |       |         |       |        |       |     |     |     |    |   |     |     |     |     |
| at Clemson          | 3/5/22   |    |     |        |       |         |       |        |       |     |     |     |    |   |     |     |     |     |

## PRODUCTION TRACKER

|                      | This Season | Career |
|----------------------|-------------|--------|
| Scored 10+ Points    | 2           | 2      |
| Scored 20+ Points    | -           | -      |
| Led Tech in Scoring  | -           | -      |
| Made 3+ 3FGs         | 1           | 2      |
| Led Tech in 3FGM     | 1           | 1      |
| Shot over 40% from 3 | 7           | 8      |
| Had a Double-Double  | -           | -      |
| Had Multiple Assists | -           | -      |
| Had Multiple Steals  | -           | -      |



## CAREER STATS

|              | GP-GS       | MIN        | AVG        | FG-FGA       | FG%         | 3FG-FGA      | 3FG%        | FT-FTA      | FT%         | OFF-DEF-TOT    | AVG        | PF-FO       | AST      | TO       | BLK      | STL      | PTS       | AVG        |
|--------------|-------------|------------|------------|--------------|-------------|--------------|-------------|-------------|-------------|----------------|------------|-------------|----------|----------|----------|----------|-----------|------------|
| 2020-21      | 11-0        | 35         | 3.2        | 3-11         | .273        | 3-7          | .429        | 0-0         | .000        | 2-0-2          | 0.2        | 3-0         | 3        | 1        | 1        | 0        | 9         | 0.8        |
| 2021-22      | 11-0        | 173        | 15.7       | 23-42        | .548        | 11-19        | .579        | 9-11        | .818        | 5-16-21        | 1.9        | 10-0        | 2        | 7        | 3        | 3        | 66        | 6.0        |
| <b>TOTAL</b> | <b>22-0</b> | <b>208</b> | <b>9.5</b> | <b>26-53</b> | <b>.491</b> | <b>14-26</b> | <b>.538</b> | <b>9-11</b> | <b>.818</b> | <b>7-16-23</b> | <b>1.0</b> | <b>13-0</b> | <b>5</b> | <b>8</b> | <b>4</b> | <b>3</b> | <b>75</b> | <b>3.4</b> |

# 14 BEN VARGA

**FRESHMAN** Guard | 5-10 | 170 | Business, Undecided  
Louisville, Kentucky | St. Xavier



## SEASON/CAREER BESTS

### POINTS

Season 3 vs. Merrimack (11/21/21)  
Career 3 vs. Merrimack (11/21/21)

### REBOUNDS

Season -  
Career -

### ASSISTS

Season -  
Career -

### BLOCKS

Season -  
Career -

### STEALS

Season -  
Career -

### MINUTES

Season 2 (3x), last vs. Cornell (12/8/21)  
Career 2 (3x), last vs. Cornell (12/8/21)

### FIELD GOALS MADE

Season 1 vs. Merrimack (11/21/21)  
Career 1 vs. Merrimack (11/21/21)

### FIELD GOALS ATTEMPTED

Season 2 vs. Merrimack (11/21/21)  
Career 2 vs. Merrimack (11/21/21)

### 3-PT. FIELD GOALS MADE

Season 1 vs. Merrimack (11/21/21)  
Career 1 vs. Merrimack (11/21/21)

### 3-PT. FIELD GOALS ATTEMPTED

Season 2 vs. Merrimack (11/21/21)  
Career 2 vs. Merrimack (11/21/21)

### FREE THROWS MADE

Season -  
Career -

### FREE THROWS ATTEMPTED

Season -  
Career -

## CAREER STATS

|              | GP-GS      | MIN      | AVG        | FG-FGA     | FG%         | 3FG-FGA    | 3FG%        | FT-FTA     | FT%         | OFF-DEF-TOT  | AVG        | PF-FO      | AST      | TO       | BLK      | STL      | PTS      | AVG        |
|--------------|------------|----------|------------|------------|-------------|------------|-------------|------------|-------------|--------------|------------|------------|----------|----------|----------|----------|----------|------------|
| 2021-22      | 4-0        | 7        | 1.8        | 1-3        | .333        | 1-3        | .333        | 0-0        | .000        | 0-0-0        | 0.0        | 0-0        | 0        | 0        | 0        | 0        | 3        | 0.8        |
| <b>TOTAL</b> | <b>4-0</b> | <b>7</b> | <b>1.8</b> | <b>1-3</b> | <b>.333</b> | <b>1-3</b> | <b>.333</b> | <b>0-0</b> | <b>.000</b> | <b>0-0-0</b> | <b>0.0</b> | <b>0-0</b> | <b>0</b> | <b>0</b> | <b>0</b> | <b>0</b> | <b>3</b> | <b>0.8</b> |

- Recruited as a preferred walk-on.
- Played four years at St. Xavier High School for head coach Kevin Klein.
- Holds school record for career 3-pointers made, school record for 3-pointers made in a game and school record for 3-pointers made in a season.
- Led Kentucky in 3-pointers his senior year - averaged 18 ppg and four 3-pointers per game.
- Dad played tennis at the University of Kentucky.

*Last name pronounced: VAR-guh*

## 2021-22 GAME-BY-GAME STATS

| OPPONENT            | DATE     | ST | MIN | FG-FGA | PCT  | 3FG-FGA | PCT  | FT-FTA | PCT  | OFF | DEF | TOT | PF | A | T/O | BLK | STL | PTS |
|---------------------|----------|----|-----|--------|------|---------|------|--------|------|-----|-----|-----|----|---|-----|-----|-----|-----|
| Maine               | 11/9/21  |    | 2   | 0-0    | .000 | 0-0     | .000 | 0-0    | .000 | 0   | 0   | 0   | 0  | 0 | 0   | 0   | 0   | 0   |
| at Navy             | 11/12/21 |    |     |        |      |         |      |        |      |     |     |     |    |   |     |     |     |     |
| Radford             | 11/15/21 |    | 1   | 0-0    | .000 | 0-0     | .000 | 0-0    | .000 | 0   | 0   | 0   | 0  | 0 | 0   | 0   | 0   | 0   |
| St. Francis (Pa.)   | 11/18/21 |    |     |        |      |         |      |        |      |     |     |     |    |   |     |     |     |     |
| Merrimack           | 11/21/21 |    | 2   | 1-2    | .500 | 1-2     | .500 | 0-0    | .000 | 0   | 0   | 0   | 0  | 0 | 0   | 0   | 0   | 3   |
| vs. Memphis         | 11/24/21 |    |     |        |      |         |      |        |      |     |     |     |    |   |     |     |     |     |
| vs. Xavier          | 11/26/21 |    |     |        |      |         |      |        |      |     |     |     |    |   |     |     |     |     |
| at Maryland         | 12/1/21  |    |     |        |      |         |      |        |      |     |     |     |    |   |     |     |     |     |
| Wake Forest         | 12/4/21  |    |     |        |      |         |      |        |      |     |     |     |    |   |     |     |     |     |
| Cornell             | 12/8/21  |    | 2   | 0-1    | .000 | 0-1     | .000 | 0-0    | .000 | 0   | 0   | 0   | 0  | 0 | 0   | 0   | 0   | 0   |
| at Dayton           | 12/12/21 |    |     |        |      |         |      |        |      |     |     |     |    |   |     |     |     |     |
| vs. St. Bonaventure | 12/17/21 |    |     |        |      |         |      |        |      |     |     |     |    |   |     |     |     |     |
| at Duke             | 12/22/21 |    |     |        |      |         |      |        |      |     |     |     |    |   |     |     |     |     |
| at North Carolina   | 12/29/21 |    |     |        |      |         |      |        |      |     |     |     |    |   |     |     |     |     |
| Pittsburgh          | 1/1/22   |    |     |        |      |         |      |        |      |     |     |     |    |   |     |     |     |     |
| NC State            | 1/4/22   |    |     |        |      |         |      |        |      |     |     |     |    |   |     |     |     |     |
| at Virginia         | 1/12/22  |    |     |        |      |         |      |        |      |     |     |     |    |   |     |     |     |     |
| Notre Dame          | 1/15/22  |    |     |        |      |         |      |        |      |     |     |     |    |   |     |     |     |     |
| at NC State         | 1/19/22  |    |     |        |      |         |      |        |      |     |     |     |    |   |     |     |     |     |
| at Boston College   | 1/22/22  |    |     |        |      |         |      |        |      |     |     |     |    |   |     |     |     |     |
| Miami               | 1/26/22  |    |     |        |      |         |      |        |      |     |     |     |    |   |     |     |     |     |
| at Florida State    | 1/29/22  |    |     |        |      |         |      |        |      |     |     |     |    |   |     |     |     |     |
| Georgia Tech        | 2/2/22   |    |     |        |      |         |      |        |      |     |     |     |    |   |     |     |     |     |
| at Pittsburgh       | 2/5/22   |    |     |        |      |         |      |        |      |     |     |     |    |   |     |     |     |     |
| Syracuse            | 2/12/22  |    |     |        |      |         |      |        |      |     |     |     |    |   |     |     |     |     |
| Virginia            | 2/14/22  |    |     |        |      |         |      |        |      |     |     |     |    |   |     |     |     |     |
| North Carolina      | 2/19/22  |    |     |        |      |         |      |        |      |     |     |     |    |   |     |     |     |     |
| at Georgia Tech     | 2/23/22  |    |     |        |      |         |      |        |      |     |     |     |    |   |     |     |     |     |
| at Miami            | 2/26/22  |    |     |        |      |         |      |        |      |     |     |     |    |   |     |     |     |     |
| Louisville          | 3/1/22   |    |     |        |      |         |      |        |      |     |     |     |    |   |     |     |     |     |
| at Clemson          | 3/5/22   |    |     |        |      |         |      |        |      |     |     |     |    |   |     |     |     |     |

## PRODUCTION TRACKER

|                      | This Season |
|----------------------|-------------|
| Scored 5+ Points     | -           |
| Scored 10+ Points    | -           |
| Made Multiple 3FGs   | -           |
| Made 3+ 3FGs         | -           |
| Led Tech in 3FGM     | -           |
| Shot over 40% from 3 | 1           |
| Played 5+ Minutes    | -           |
| Had Multiple Assists | -           |
| Had Multiple Steals  | -           |





# 15 LYNN KIDD

**SOPHOMORE** Center | 6-10 | 240 | Public Health  
Gainesville, Florida | Clemson



## SEASON/CAREER BESTS

### POINTS

Season 3 vs. Saint Francis (11/18/21)  
Career 4 vs. Florida State (1/23/21)

### REBOUNDS

Season 3 vs. Maine (11/9/21)  
Career 4 vs. South Carolina State (12/2/20)

### ASSISTS

Season -  
Career 1 vs. Mississippi State (11/25/20)

### BLOCKS

Season 1 vs. Merrimack (11/21/21)  
Career 2 vs. South Carolina State (12/2/20)

### STEALS

Season -  
Career -

### MINUTES

Season 4 (2x), last vs. Saint Francis (11/18/21)  
Career 12 vs. South Carolina State (12/2/20)

### FIELD GOALS MADE

Season 1 vs. Saint Francis (11/18/21)  
Career 1 (3x), last vs. Saint Francis (11/18/21)

### FIELD GOALS ATTEMPTED

Season 3 vs. Saint Francis (11/18/21)  
Career 5 vs. South Carolina State (12/2/20)

### 3-PT. FIELD GOALS MADE

Season -  
Career -

### 3-PT. FIELD GOALS ATTEMPTED

Season -  
Career -

### FREE THROWS MADE

Season 1 vs. Saint Francis (11/18/21)  
Career 2 (2x), last vs. Florida State (1/23/21)

### FREE THROWS ATTEMPTED

Season 1 vs. Saint Francis (11/18/21)  
Career 2 (2x), last vs. Florida State (1/23/21)

## CAREER STATS

|              | GP-GS       | MIN       | AVG        | FG-FGA      | FG%         | 3FG-FGA    | 3FG%        | FT-FTA     | FT%          | OFF-DEF-TOT   | AVG        | PF-FO      | AST      | TO       | BLK      | STL      | PTS       | AVG        |
|--------------|-------------|-----------|------------|-------------|-------------|------------|-------------|------------|--------------|---------------|------------|------------|----------|----------|----------|----------|-----------|------------|
| 2020-21      | 7-0         | 33        | 4.7        | 2-6         | .333        | 0-0        | .000        | 4-4        | 1.000        | 4-3-7         | 1.0        | 6-0        | 1        | 2        | 2        | 0        | 8         | 1.1        |
| 2021-22      | 5-0         | 15        | 3.0        | 1-6         | .167        | 0-0        | .000        | 1-1        | 1.000        | 4-4-8         | 1.6        | 0-0        | 0        | 2        | 1        | 0        | 3         | 0.6        |
| <b>TOTAL</b> | <b>12-0</b> | <b>48</b> | <b>4.0</b> | <b>3-12</b> | <b>.250</b> | <b>0-0</b> | <b>.000</b> | <b>5-5</b> | <b>1.000</b> | <b>8-7-15</b> | <b>1.3</b> | <b>6-0</b> | <b>1</b> | <b>4</b> | <b>3</b> | <b>0</b> | <b>11</b> | <b>0.9</b> |

- Played in seven games, totaling eight points in 33 minutes of action as a freshman at Clemson.
- Reclassified from the 2021 recruiting class to 2020.
- No. 77 overall prospect on ESPN's Top-100 list of high school juniors; four-star recruit.
- Chose Clemson over Virginia Tech, Miami, Wake Forest, Auburn and Florida during his initial recruitment.

## 2021-22 GAME-BY-GAME STATS

| OPPONENT            | DATE     | ST | MIN | FG-FGA | PCT  | 3FG-FGA | PCT  | FT-FTA | PCT   | OFF | DEF | TOT | PF | A | T/O | BLK | STL | PTS |
|---------------------|----------|----|-----|--------|------|---------|------|--------|-------|-----|-----|-----|----|---|-----|-----|-----|-----|
| Maine               | 11/9/21  |    | 4   | 0-1    | .000 | 0-0     | .000 | 0-0    | .000  | 2   | 1   | 3   | 0  | 0 | 2   | 0   | 0   | 0   |
| at Navy             | 11/12/21 |    |     |        |      |         |      | DNP    |       |     |     |     |    |   |     |     |     |     |
| Radford             | 11/15/21 |    | 1   | 0-1    | .000 | 0-0     | .000 | 0-0    | .000  | 0   | 0   | 0   | 0  | 0 | 0   | 0   | 0   | 0   |
| St. Francis (Pa.)   | 11/18/21 |    | 4   | 1-3    | .333 | 0-0     | .000 | 1-1    | 1.000 | 1   | 0   | 1   | 0  | 0 | 0   | 0   | 0   | 3   |
| Merrimack           | 11/21/21 |    | 3   | 0-0    | .000 | 0-0     | .000 | 0-0    | .000  | 0   | 2   | 2   | 0  | 0 | 0   | 1   | 0   | 0   |
| vs. Memphis         | 11/24/21 |    |     |        |      |         |      | DNP    |       |     |     |     |    |   |     |     |     |     |
| vs. Xavier          | 11/26/21 |    |     |        |      |         |      | DNP    |       |     |     |     |    |   |     |     |     |     |
| at Maryland         | 12/1/21  |    |     |        |      |         |      | DNP    |       |     |     |     |    |   |     |     |     |     |
| Wake Forest         | 12/4/21  |    |     |        |      |         |      | DNP    |       |     |     |     |    |   |     |     |     |     |
| Cornell             | 12/8/21  |    | 3   | 0-1    | .000 | 0-0     | .000 | 0-0    | .000  | 1   | 1   | 2   | 0  | 0 | 0   | 0   | 0   | 0   |
| at Dayton           | 12/12/21 |    |     |        |      |         |      |        |       |     |     |     |    |   |     |     |     |     |
| vs. St. Bonaventure | 12/17/21 |    |     |        |      |         |      |        |       |     |     |     |    |   |     |     |     |     |
| at Duke             | 12/22/21 |    |     |        |      |         |      |        |       |     |     |     |    |   |     |     |     |     |
| at North Carolina   | 12/29/21 |    |     |        |      |         |      |        |       |     |     |     |    |   |     |     |     |     |
| Pittsburgh          | 1/1/22   |    |     |        |      |         |      |        |       |     |     |     |    |   |     |     |     |     |
| NC State            | 1/4/22   |    |     |        |      |         |      |        |       |     |     |     |    |   |     |     |     |     |
| at Virginia         | 1/12/22  |    |     |        |      |         |      |        |       |     |     |     |    |   |     |     |     |     |
| Notre Dame          | 1/15/22  |    |     |        |      |         |      |        |       |     |     |     |    |   |     |     |     |     |
| at NC State         | 1/19/22  |    |     |        |      |         |      |        |       |     |     |     |    |   |     |     |     |     |
| at Boston College   | 1/22/22  |    |     |        |      |         |      |        |       |     |     |     |    |   |     |     |     |     |
| Miami               | 1/26/22  |    |     |        |      |         |      |        |       |     |     |     |    |   |     |     |     |     |
| at Florida State    | 1/29/22  |    |     |        |      |         |      |        |       |     |     |     |    |   |     |     |     |     |
| Georgia Tech        | 2/2/22   |    |     |        |      |         |      |        |       |     |     |     |    |   |     |     |     |     |
| at Pittsburgh       | 2/5/22   |    |     |        |      |         |      |        |       |     |     |     |    |   |     |     |     |     |
| Syracuse            | 2/12/22  |    |     |        |      |         |      |        |       |     |     |     |    |   |     |     |     |     |
| Virginia            | 2/14/22  |    |     |        |      |         |      |        |       |     |     |     |    |   |     |     |     |     |
| North Carolina      | 2/19/22  |    |     |        |      |         |      |        |       |     |     |     |    |   |     |     |     |     |
| at Georgia Tech     | 2/23/22  |    |     |        |      |         |      |        |       |     |     |     |    |   |     |     |     |     |
| at Miami            | 2/26/22  |    |     |        |      |         |      |        |       |     |     |     |    |   |     |     |     |     |
| Louisville          | 3/1/22   |    |     |        |      |         |      |        |       |     |     |     |    |   |     |     |     |     |
| at Clemson          | 3/5/22   |    |     |        |      |         |      |        |       |     |     |     |    |   |     |     |     |     |

## PRODUCTION TRACKER

|                              | This Season | Career |
|------------------------------|-------------|--------|
| Scored 10+ Points            | -           | -      |
| Had 5+ Rebounds              | -           | -      |
| Had Multiple Blocks          | -           | 1      |
| Led Tech in Blocks           | -           | -      |
| Had Multiple Steals          | -           | -      |
| Shot over 50% from the floor | -           | 1      |
| Played 10+ Minutes           | -           | 1      |
| Shot 5+ Free Throws          | -           | -      |
| Had Multiple Dunks           | -           | -      |



# 21 JOHN OJIAKO

**JUNIOR** Center | 6-10 | 245 | Public Health  
Lagos, Nigeria | Admiral Farragut (Fla.)



## SEASON/CAREER BESTS

### POINTS

Season 9 vs. Maine (11/9/21)  
Career 15 vs. UMEs (12/29/19)

### REBOUNDS

Season 5 (2x), last vs. Merrimack (11/21/21)  
Career 9 (2x), last vs. Pittsburgh (2/15/20)

### ASSISTS

Season 1 vs. Cornell (12/8/21)  
Career 1 (3x), last vs. Cornell (12/8/21)

### BLOCKS

Season 1 (3x), last vs. Cornell (12/8/21)  
Career 5 vs. Miami (2/19/20)

### STEALS

Season -  
Career 2 vs. USC Upstate (11/13/19)

### MINUTES

Season 14 vs. Merrimack (11/21/21)  
Career 23 vs. Miami (2/19/20)

### FIELD GOALS MADE

Season 4 vs. Maine (11/9/21)  
Career 5 vs. UMEs (12/29/19)

### FIELD GOALS ATTEMPTED

Season 8 vs. Maine (11/9/21)  
Career 10 vs. UMEs (12/29/19)

### 3-PT. FIELD GOALS MADE

Season -  
Career -

### 3-PT. FIELD GOALS ATTEMPTED

Season -  
Career -

### FREE THROWS MADE

Season 2 vs. Saint Francis (11/18/21)  
Career 5 vs. UMEs (12/29/19)

### FREE THROWS ATTEMPTED

Season 2 (2x), last vs. Cornell (12/8/21)  
Career 6 vs. UMEs (12/29/19)

## CAREER STATS

|              | GP-GS       | MIN        | AVG        | FG-FGA       | FG%         | 3FG-FGA    | 3FG%        | FT-FTA       | FT%         | OFF-DEF-TOT      | AVG        | PF-FO       | AST      | TO        | BLK       | STL      | PTS        | AVG        |
|--------------|-------------|------------|------------|--------------|-------------|------------|-------------|--------------|-------------|------------------|------------|-------------|----------|-----------|-----------|----------|------------|------------|
| 2019-20      | 31-2        | 325        | 10.5       | 33-61        | .541        | 0-0        | .000        | 19-28        | .679        | 35-50-85         | 2.7        | 47-2        | 2        | 17        | 23        | 6        | 85         | 2.7        |
| 2020-21      | 6-0         | 16         | 2.7        | 1-4          | .250        | 0-0        | .000        | 0-2          | .000        | 0-1-1            | 0.2        | 4-0         | 0        | 1         | 2         | 0        | 2          | 0.3        |
| 2021-22      | 9-0         | 72         | 8.0        | 13-23        | .565        | 0-0        | .000        | 4-5          | .800        | 13-14-27         | 3.0        | 8-0         | 1        | 4         | 3         | 0        | 30         | 3.3        |
| <b>TOTAL</b> | <b>46-2</b> | <b>412</b> | <b>9.0</b> | <b>47-88</b> | <b>.534</b> | <b>0-0</b> | <b>.000</b> | <b>23-35</b> | <b>.657</b> | <b>48-65-113</b> | <b>2.5</b> | <b>58-1</b> | <b>3</b> | <b>22</b> | <b>28</b> | <b>6</b> | <b>117</b> | <b>2.5</b> |

- Battled through injuries most of 2020-21.
- Played in six games last season, throwing down a dunk for his lone bucket of the year.
- Played at Admiral Farragut High School in Florida during 2018-19.
- Originally from Nigeria, played his high school basketball first in Kentucky and then in St. Petersburg, Florida.
- Rated as the No. 25 center in the nation and No. 10 player in Florida by ESPN.
- Three-star prospect on 247 Sports and Rivals.com.
- Hopes to become a medical doctor.

*Last name pronounced: oh-GEE-ah-koh*

## 2021-22 GAME-BY-GAME STATS

| OPPONENT            | DATE     | ST | MIN | FG-FGA | PCT   | 3FG-FGA | PCT  | FT-FTA | PCT   | OFF | DEF | TOT | PF | A | T/O | BLK | STL | PTS |
|---------------------|----------|----|-----|--------|-------|---------|------|--------|-------|-----|-----|-----|----|---|-----|-----|-----|-----|
| Maine               | 11/9/21  |    | 12  | 4-8    | .500  | 0-0     | .000 | 1-1    | 1.000 | 2   | 2   | 4   | 2  | 0 | 0   | 0   | 0   | 9   |
| at Navy             | 11/12/21 |    | 9   | 3-3    | 1.000 | 0-0     | .000 | 0-0    | .000  | 1   | 1   | 2   | 1  | 0 | 1   | 1   | 0   | 6   |
| Radford             | 11/15/21 |    | 10  | 0-1    | .000  | 0-0     | .000 | 0-0    | .000  | 1   | 4   | 5   | 3  | 0 | 0   | 0   | 0   | 0   |
| St. Francis (Pa.)   | 11/18/21 |    | 9   | 2-4    | .500  | 0-0     | .000 | 2-2    | 1.000 | 2   | 1   | 3   | 1  | 0 | 2   | 1   | 0   | 6   |
| Merrimack           | 11/21/21 |    | 14  | 3-4    | .750  | 0-0     | .000 | 0-0    | .000  | 1   | 4   | 5   | 0  | 0 | 0   | 0   | 0   | 6   |
| vs. Memphis         | 11/24/21 |    | 4   | 0-0    | .000  | 0-0     | .000 | 0-0    | .000  | 0   | 0   | 0   | 0  | 0 | 0   | 0   | 0   | 0   |
| vs. Xavier          | 11/26/21 |    |     |        |       |         |      |        | DNP   |     |     |     |    |   |     |     |     |     |
| at Maryland         | 12/1/21  |    | 3   | 0-1    | .000  | 0-0     | .000 | 0-0    | .000  | 0   | 0   | 0   | 0  | 0 | 0   | 0   | 0   | 0   |
| Wake Forest         | 12/4/21  |    | 3   | 1-1    | 1.000 | 0-0     | .000 | 0-0    | .000  | 2   | 1   | 3   | 0  | 0 | 0   | 0   | 0   | 2   |
| Cornell             | 12/8/21  |    | 8   | 0-1    | .000  | 0-0     | .000 | 1-2    | .500  | 3   | 1   | 4   | 1  | 1 | 1   | 1   | 0   | 1   |
| at Dayton           | 12/12/21 |    |     |        |       |         |      |        | DNP   |     |     |     |    |   |     |     |     |     |
| vs. St. Bonaventure | 12/17/21 |    |     |        |       |         |      |        |       |     |     |     |    |   |     |     |     |     |
| at Duke             | 12/22/21 |    |     |        |       |         |      |        |       |     |     |     |    |   |     |     |     |     |
| at North Carolina   | 12/29/21 |    |     |        |       |         |      |        |       |     |     |     |    |   |     |     |     |     |
| Pittsburgh          | 1/1/22   |    |     |        |       |         |      |        |       |     |     |     |    |   |     |     |     |     |
| NC State            | 1/4/22   |    |     |        |       |         |      |        |       |     |     |     |    |   |     |     |     |     |
| at Virginia         | 1/12/22  |    |     |        |       |         |      |        |       |     |     |     |    |   |     |     |     |     |
| Notre Dame          | 1/15/22  |    |     |        |       |         |      |        |       |     |     |     |    |   |     |     |     |     |
| at NC State         | 1/19/22  |    |     |        |       |         |      |        |       |     |     |     |    |   |     |     |     |     |
| at Boston College   | 1/22/22  |    |     |        |       |         |      |        |       |     |     |     |    |   |     |     |     |     |
| Miami               | 1/26/22  |    |     |        |       |         |      |        |       |     |     |     |    |   |     |     |     |     |
| at Florida State    | 1/29/22  |    |     |        |       |         |      |        |       |     |     |     |    |   |     |     |     |     |
| Georgia Tech        | 2/2/22   |    |     |        |       |         |      |        |       |     |     |     |    |   |     |     |     |     |
| at Pittsburgh       | 2/5/22   |    |     |        |       |         |      |        |       |     |     |     |    |   |     |     |     |     |
| Syracuse            | 2/12/22  |    |     |        |       |         |      |        |       |     |     |     |    |   |     |     |     |     |
| Virginia            | 2/14/22  |    |     |        |       |         |      |        |       |     |     |     |    |   |     |     |     |     |
| North Carolina      | 2/19/22  |    |     |        |       |         |      |        |       |     |     |     |    |   |     |     |     |     |
| at Georgia Tech     | 2/23/22  |    |     |        |       |         |      |        |       |     |     |     |    |   |     |     |     |     |
| at Miami            | 2/26/22  |    |     |        |       |         |      |        |       |     |     |     |    |   |     |     |     |     |
| Louisville          | 3/1/22   |    |     |        |       |         |      |        |       |     |     |     |    |   |     |     |     |     |
| at Clemson          | 3/5/22   |    |     |        |       |         |      |        |       |     |     |     |    |   |     |     |     |     |

## PRODUCTION TRACKER

|                              | This Season | Career |
|------------------------------|-------------|--------|
| Scored 10+ Points            | -           | 1      |
| Had 5+ Rebounds              | 2           | 8      |
| Had Multiple Blocks          | -           | 7      |
| Led Tech in Blocks           | 1           | 9      |
| Had Multiple Steals          | -           | 1      |
| Shot over 50% from the floor | 5           | 25     |
| Played 10+ Minutes           | 3           | 18     |
| Shot 5+ Free Throws          | -           | 2      |
| Had Multiple Dunks           | -           | -      |



# 22 KEVE ALUMA

**R-SENIOR** Forward | 6-9 | 235 | Sociology (2nd undergraduate degree)  
Berlin, Maryland | Wofford



## SEASON/CAREER BESTS

### POINTS

Season 23 vs. Wake Forest (12/4/21)  
Career 30 at Pittsburgh (2/3/21)

### REBOUNDS

Season 12 at Maryland (12/1/21)  
Career 14 vs. Georgia Tech (2/23/21)

### ASSISTS

Season 5 vs. Wake Forest (12/4/21)  
Career 5 (4x), last vs. Wake Forest (12/4/21)

### BLOCKS

Season 3 vs. Merrimack (11/21/21)  
Career 4 at Wake Forest (1/17/21)

### STEALS

Season 2 vs. Memphis (11/24/21)  
Career 3 vs. Samford (1/24/19)

### MINUTES

Season 37 (2x), last at Dayton (12/12/21)  
Career 43 at Miami (2/6/21)

### FIELD GOALS MADE

Season 8 (2x), last vs. Cornell (12/8/21)  
Career 10 (2x), last at Pittsburgh (2/3/21)

### FIELD GOALS ATTEMPTED

Season 17 vs. Memphis (11/24/21)  
Career 17 vs. Memphis (11/24/21)

### 3-PT. FIELD GOALS MADE

Season 4 vs. Wake Forest (12/4/21)  
Career 5 vs. Wake Forest (2/27/21)

### 3-PT. FIELD GOALS ATTEMPTED

Season 7 vs. Wake Forest (12/4/21)  
Career 7 (2x), last vs. Wake Forest (12/4/21)

### FREE THROWS MADE

Season 10 at Navy (11/12/21)  
Career 10 at Navy (11/12/21)

### FREE THROWS ATTEMPTED

Season 10 at Navy (11/12/21)  
Career 13 vs. VMI (12/3/20)

## CAREER STATS

|              | GP-GS         | MIN         | AVG         | FG-FGA         | FG%         | 3FG-FGA      | 3FG%        | FT-FTA         | FT%         | OFF-DEF-TOT        | AVG        | PF-FO        | AST        | TO         | BLK       | STL       | PTS        | AVG        |
|--------------|---------------|-------------|-------------|----------------|-------------|--------------|-------------|----------------|-------------|--------------------|------------|--------------|------------|------------|-----------|-----------|------------|------------|
| 2017-18      | 33-2          | 439         | 13.3        | 30-53          | .566        | 0-0          | .000        | 24-42          | .571        | 45-68-113          | 3.4        | 63-2         | 18         | 20         | 13        | 6         | 84         | 2.5        |
| 2018-19      | 35-34         | 930         | 26.6        | 94-141         | .667        | 0-1          | .000        | 54-94          | .574        | 92-147-239         | 6.8        | 81-3         | 34         | 36         | 31        | 23        | 242        | 6.9        |
| 2019-20      |               |             |             |                |             |              |             |                |             |                    | DNP        |              |            |            |           |           |            |            |
| 2020-21      | 22-22         | 674         | 30.6        | 118-241        | .490        | 20-57        | .351        | 78-108         | .722        | 56-118-174         | 7.9        | 52-1         | 48         | 41         | 29        | 15        | 334        | 15.2       |
| 2021-22      | 11-11         | 316         | 28.7        | 61-120         | .508        | 6-26         | .231        | 30-41          | .732        | 25-45-70           | 6.4        | 29-1         | 18         | 16         | 10        | 5         | 158        | 14.4       |
| <b>TOTAL</b> | <b>101-69</b> | <b>2360</b> | <b>23.4</b> | <b>303-555</b> | <b>.546</b> | <b>26-84</b> | <b>.310</b> | <b>186-285</b> | <b>.653</b> | <b>218-378-596</b> | <b>5.9</b> | <b>225-7</b> | <b>118</b> | <b>113</b> | <b>83</b> | <b>49</b> | <b>818</b> | <b>8.1</b> |

- Returns after exploring his 2021 NBA Draft options. *Name pronounced: kev-AYE ah-LOU-muh*
- Second-Team All-ACC pick in 2020-21.
- Only Hokie to start all 22 games Tech played.
- Averaged a team-high 15.2 points per game, which ranked ninth in the ACC.
- Posted a team-best six double-doubles last season.
- Two-time ACC Player of the Week (11/30/20, 2/1/21).
- Earned his first undergraduate degree in human development from Virginia Tech in May 2021.
- Currently working on his second undergraduate degree in sociology.

## 2021-22 GAME-BY-GAME STATS

| OPPONENT            | DATE     | ST | MIN | FG-FGA | PCT  | 3FG-FGA | PCT  | FT-FTA | PCT   | OFF | DEF | TOT | PF | A | T/O | BLK | STL | PTS |
|---------------------|----------|----|-----|--------|------|---------|------|--------|-------|-----|-----|-----|----|---|-----|-----|-----|-----|
| Maine               | 11/9/21  | *  | 18  | 3-5    | .600 | 0-1     | .000 | 2-2    | 1.000 | 0   | 0   | 0   | 3  | 0 | 0   | 1   | 0   | 8   |
| at Navy             | 11/12/21 | *  | 24  | 5-9    | .556 | 0-0     | .000 | 10-10  | 1.000 | 2   | 4   | 6   | 4  | 1 | 1   | 1   | 1   | 20  |
| Radford             | 11/15/21 | *  | 23  | 5-8    | .625 | 0-2     | .000 | 0-0    | .000  | 0   | 4   | 4   | 3  | 1 | 2   | 2   | 0   | 10  |
| St. Francis (Pa.)   | 11/18/21 | *  | 24  | 6-13   | .462 | 0-5     | .000 | 6-8    | .750  | 2   | 5   | 7   | 3  | 1 | 1   | 0   | 0   | 18  |
| Merrimack           | 11/21/21 | *  | 24  | 2-3    | .667 | 0-0     | .000 | 2-4    | .500  | 2   | 3   | 5   | 1  | 2 | 1   | 3   | 0   | 6   |
| vs. Memphis         | 11/24/21 | *  | 36  | 5-17   | .294 | 1-3     | .333 | 3-4    | .750  | 5   | 6   | 11  | 5  | 1 | 1   | 0   | 2   | 14  |
| vs. Xavier          | 11/26/21 | *  | 37  | 6-11   | .545 | 0-1     | .000 | 0-1    | .000  | 0   | 5   | 5   | 0  | 2 | 1   | 0   | 0   | 12  |
| at Maryland         | 12/1/21  | *  | 35  | 6-14   | .429 | 1-4     | .250 | 4-6    | .667  | 5   | 7   | 12  | 2  | 2 | 2   | 2   | 0   | 17  |
| Wake Forest         | 12/4/21  | *  | 36  | 8-16   | .500 | 4-7     | .571 | 3-4    | .750  | 4   | 5   | 9   | 3  | 5 | 4   | 0   | 0   | 23  |
| Cornell             | 12/8/21  | *  | 22  | 8-9    | .889 | 0-1     | .000 | 0-0    | .000  | 2   | 3   | 5   | 3  | 1 | 0   | 1   | 1   | 16  |
| at Dayton           | 12/12/21 | *  | 37  | 7-15   | .467 | 0-2     | .000 | 0-2    | .000  | 3   | 3   | 6   | 2  | 2 | 3   | 0   | 1   | 14  |
| vs. St. Bonaventure | 12/17/21 |    |     |        |      |         |      |        |       |     |     |     |    |   |     |     |     |     |
| at Duke             | 12/22/21 |    |     |        |      |         |      |        |       |     |     |     |    |   |     |     |     |     |
| at North Carolina   | 12/29/21 |    |     |        |      |         |      |        |       |     |     |     |    |   |     |     |     |     |
| Pittsburgh          | 1/1/22   |    |     |        |      |         |      |        |       |     |     |     |    |   |     |     |     |     |
| NC State            | 1/4/22   |    |     |        |      |         |      |        |       |     |     |     |    |   |     |     |     |     |
| at Virginia         | 1/12/22  |    |     |        |      |         |      |        |       |     |     |     |    |   |     |     |     |     |
| Notre Dame          | 1/15/22  |    |     |        |      |         |      |        |       |     |     |     |    |   |     |     |     |     |
| at NC State         | 1/19/22  |    |     |        |      |         |      |        |       |     |     |     |    |   |     |     |     |     |
| at Boston College   | 1/22/22  |    |     |        |      |         |      |        |       |     |     |     |    |   |     |     |     |     |
| Miami               | 1/26/22  |    |     |        |      |         |      |        |       |     |     |     |    |   |     |     |     |     |
| at Florida State    | 1/29/22  |    |     |        |      |         |      |        |       |     |     |     |    |   |     |     |     |     |
| Georgia Tech        | 2/2/22   |    |     |        |      |         |      |        |       |     |     |     |    |   |     |     |     |     |
| at Pittsburgh       | 2/5/22   |    |     |        |      |         |      |        |       |     |     |     |    |   |     |     |     |     |
| Syracuse            | 2/12/22  |    |     |        |      |         |      |        |       |     |     |     |    |   |     |     |     |     |
| Virginia            | 2/14/22  |    |     |        |      |         |      |        |       |     |     |     |    |   |     |     |     |     |
| North Carolina      | 2/19/22  |    |     |        |      |         |      |        |       |     |     |     |    |   |     |     |     |     |
| at Georgia Tech     | 2/23/22  |    |     |        |      |         |      |        |       |     |     |     |    |   |     |     |     |     |
| at Miami            | 2/26/22  |    |     |        |      |         |      |        |       |     |     |     |    |   |     |     |     |     |
| Louisville          | 3/1/22   |    |     |        |      |         |      |        |       |     |     |     |    |   |     |     |     |     |
| at Clemson          | 3/5/22   |    |     |        |      |         |      |        |       |     |     |     |    |   |     |     |     |     |

## PRODUCTION TRACKER

|                              | This Season | Career |
|------------------------------|-------------|--------|
| Scored 10+ Points            | 9           | 34     |
| Scored 20+ Points            | 2           | 7      |
| Led Tech in Scoring          | 6           | 14     |
| Had 10+ Rebounds             | 2           | 17     |
| Led Tech in Rebounding       | 2           | 14     |
| Had a Double-Double          | 2           | 10     |
| Shot over 50% from the floor | 7           | 66     |
| Made 3+ 3FGs                 | 1           | 4      |
| Shot 5+ Free Throws          | 3           | 21     |





# 25 JUSTYN MUTTS

**GRADUATE STUDENT** Forward | 6-7 | 230 | Educational Psychology (2nd master's degree)  
Millville, New Jersey | Delaware



## SEASON/CAREER BESTS

### POINTS

Season 16 at Maryland (12/1/21)  
Career 30 at Hofstra (1/23/20)

### REBOUNDS

Season 12 vs. Memphis (11/24/21)  
Career 16 vs. UMES (11/29/19)

### ASSISTS

Season 6 vs. Maine (11/9/21)  
Career 7 at Miami (2/6/21)

### BLOCKS

Season 1 (4x), last at Dayton (12/12/21)  
Career 4 (3x), last vs. Hofstra (3/9/20)

### STEALS

Season 4 vs. Memphis (11/24/21)  
Career 5 at Pittsburgh (11/28/17)

### MINUTES

Season 38 vs. Memphis (11/24/21)  
Career 39 (2x), last at Miami (2/6/21)

### FIELD GOALS MADE

Season 7 (2x), last vs. Wake Forest (12/4/21)  
Career 14 at Hofstra (1/23/20)

### FIELD GOALS ATTEMPTED

Season 13 (2x), last vs. Radford (11/15/21)  
Career 17 at Hofstra (1/23/20)

### 3-PT. FIELD GOALS MADE

Season 2 at Maryland (12/1/21)  
Career 3 (2x), last vs. North Carolina (3/11/21)

### 3-PT. FIELD GOALS ATTEMPTED

Season 4 at Dayton (12/12/21)  
Career 5 (3x), last vs. North Carolina (3/11/21)

### FREE THROWS MADE

Season 4 vs. Cornell (12/8/21)  
Career 8 vs. UMES (11/29/19)

### FREE THROWS ATTEMPTED

Season 5 at Dayton (12/12/21)  
Career 8 (3x), last vs. Columbia (12/2/19)

## CAREER STATS

|              | GP-GS        | MIN         | AVG         | FG-FGA         | FG%         | 3FG-FGA      | 3FG%        | FT-FTA         | FT%         | OFF-DEF-TOT        | AVG        | PF-FO         | AST        | TO         | BLK       | STL        | PTS        | AVG        |
|--------------|--------------|-------------|-------------|----------------|-------------|--------------|-------------|----------------|-------------|--------------------|------------|---------------|------------|------------|-----------|------------|------------|------------|
| 2017-18      | 28-18        | 568         | 20.3        | 71-132         | .538        | 0-1          | .000        | 26-47          | .553        | 38-74-112          | 4.0        | 86-2          | 39         | 42         | 32        | 30         | 168        | 6.0        |
| 2018-19      |              |             |             |                |             |              |             |                |             |                    | DNP        |               |            |            |           |            |            |            |
| 2019-20      | 33-32        | 1047        | 31.7        | 162-301        | .538        | 2-18         | .111        | 75-102         | .735        | 66-210-276         | 8.4        | 110-7         | 72         | 82         | 34        | 44         | 401        | 12.2       |
| 2020-21      | 22-21        | 650         | 29.5        | 83-162         | .512        | 15-45        | .333        | 27-53          | .509        | 37-104-141         | 6.4        | 62-2          | 49         | 51         | 17        | 13         | 208        | 9.5        |
| 2021-22      | 11-11        | 301         | 27.4        | 47-91          | .516        | 8-24         | .333        | 9-17           | .529        | 22-59-81           | 7.4        | 29-0          | 32         | 23         | 5         | 14         | 111        | 10.1       |
| <b>TOTAL</b> | <b>94-82</b> | <b>2566</b> | <b>27.3</b> | <b>363-686</b> | <b>.529</b> | <b>25-88</b> | <b>.284</b> | <b>137-219</b> | <b>.626</b> | <b>163-447-610</b> | <b>6.5</b> | <b>287-11</b> | <b>192</b> | <b>198</b> | <b>88</b> | <b>101</b> | <b>888</b> | <b>9.4</b> |

- Focused on improving his shooting form in the offseason. *First name pronounced: JUST-in*
- Has been impressive in offseason workouts and is due for a breakout season.
- Started 21 of 22 games he played in last season.
- Reached double-figure scoring nine times in his first season as a Hokie.
- ACC All-Academic Team member in 2020-21.
- At Delaware, led the Blue Hens in rebounding and was fifth in the CAA in rebounds per game with 8.4 in 2019-20.
- Second on the team in points per game (12.2) and turned in 11 double-doubles - the third most in the CAA.
- Had 19 double-digit scoring outings and 13 double-figure rebounding efforts in 2019-20.
- Sat out the 2018-19 season due to NCAA transfer policy.
- As a freshman at High Point, Big South All-Freshman Team honoree.
- Chose the Hokies over Mississippi State and Houston.
- Earned his master's degree from Virginia Tech's OMALS program in May 2021.
- Currently working on his second graduate degree in educational psychology.

## 2021-22 GAME-BY-GAME STATS

| OPPONENT            | DATE     | ST | MIN | FG-FGA | PCT  | 3FG-FGA | PCT   | FT-FTA | PCT   | OFF | DEF | TOT | PF | A | T/O | BLK | STL | PTS |
|---------------------|----------|----|-----|--------|------|---------|-------|--------|-------|-----|-----|-----|----|---|-----|-----|-----|-----|
| Maine               | 11/9/21  | *  | 23  | 7-13   | .538 | 1-3     | .333  | 0-0    | .000  | 2   | 5   | 7   | 1  | 6 | 1   | 1   | 2   | 15  |
| at Navy             | 11/12/21 | *  | 34  | 4-5    | .800 | 1-1     | 1.000 | 0-0    | .000  | 1   | 6   | 7   | 2  | 2 | 2   | 0   | 1   | 9   |
| Radford             | 11/15/21 | *  | 25  | 5-13   | .385 | 1-3     | .333  | 0-0    | .000  | 2   | 6   | 8   | 3  | 1 | 1   | 1   | 0   | 11  |
| St. Francis (Pa.)   | 11/18/21 | *  | 21  | 3-8    | .375 | 0-2     | .000  | 0-0    | .000  | 0   | 5   | 5   | 3  | 2 | 1   | 0   | 3   | 6   |
| Merrimack           | 11/21/21 | *  | 22  | 4-5    | .800 | 1-1     | 1.000 | 0-0    | .000  | 2   | 5   | 7   | 3  | 5 | 2   | 0   | 1   | 9   |
| vs. Memphis         | 11/24/21 | *  | 38  | 3-6    | .500 | 0-2     | .000  | 1-2    | .500  | 4   | 8   | 12  | 2  | 3 | 3   | 0   | 4   | 7   |
| vs. Xavier          | 11/26/21 | *  | 32  | 2-6    | .333 | 1-2     | .500  | 0-2    | .000  | 3   | 8   | 11  | 2  | 3 | 3   | 1   | 1   | 5   |
| at Maryland         | 12/1/21  | *  | 31  | 6-12   | .500 | 2-3     | .667  | 2-4    | .500  | 2   | 2   | 4   | 4  | 2 | 2   | 0   | 2   | 16  |
| Wake Forest         | 12/4/21  | *  | 28  | 7-10   | .700 | 1-3     | .333  | 0-0    | .000  | 1   | 2   | 3   | 3  | 3 | 3   | 0   | 0   | 15  |
| Cornell             | 12/8/21  | *  | 20  | 3-4    | .750 | 0-0     | .000  | 4-4    | 1.000 | 3   | 5   | 8   | 2  | 4 | 3   | 1   | 0   | 10  |
| at Dayton           | 12/12/21 | *  | 27  | 3-9    | .333 | 0-4     | .000  | 2-5    | .400  | 3   | 7   | 10  | 4  | 1 | 2   | 1   | 0   | 8   |
| vs. St. Bonaventure | 12/17/21 |    |     |        |      |         |       |        |       |     |     |     |    |   |     |     |     |     |
| at Duke             | 12/22/21 |    |     |        |      |         |       |        |       |     |     |     |    |   |     |     |     |     |
| at North Carolina   | 12/29/21 |    |     |        |      |         |       |        |       |     |     |     |    |   |     |     |     |     |
| Pittsburgh          | 1/1/22   |    |     |        |      |         |       |        |       |     |     |     |    |   |     |     |     |     |
| NC State            | 1/4/22   |    |     |        |      |         |       |        |       |     |     |     |    |   |     |     |     |     |
| at Virginia         | 1/12/22  |    |     |        |      |         |       |        |       |     |     |     |    |   |     |     |     |     |
| Notre Dame          | 1/15/22  |    |     |        |      |         |       |        |       |     |     |     |    |   |     |     |     |     |
| at NC State         | 1/19/22  |    |     |        |      |         |       |        |       |     |     |     |    |   |     |     |     |     |
| at Boston College   | 1/22/22  |    |     |        |      |         |       |        |       |     |     |     |    |   |     |     |     |     |
| Miami               | 1/26/22  |    |     |        |      |         |       |        |       |     |     |     |    |   |     |     |     |     |
| at Florida State    | 1/29/22  |    |     |        |      |         |       |        |       |     |     |     |    |   |     |     |     |     |
| Georgia Tech        | 2/2/22   |    |     |        |      |         |       |        |       |     |     |     |    |   |     |     |     |     |
| at Pittsburgh       | 2/5/22   |    |     |        |      |         |       |        |       |     |     |     |    |   |     |     |     |     |
| Syracuse            | 2/12/22  |    |     |        |      |         |       |        |       |     |     |     |    |   |     |     |     |     |
| Virginia            | 2/14/22  |    |     |        |      |         |       |        |       |     |     |     |    |   |     |     |     |     |
| North Carolina      | 2/19/22  |    |     |        |      |         |       |        |       |     |     |     |    |   |     |     |     |     |
| at Georgia Tech     | 2/23/22  |    |     |        |      |         |       |        |       |     |     |     |    |   |     |     |     |     |
| at Miami            | 2/26/22  |    |     |        |      |         |       |        |       |     |     |     |    |   |     |     |     |     |
| Louisville          | 3/1/22   |    |     |        |      |         |       |        |       |     |     |     |    |   |     |     |     |     |
| at Clemson          | 3/5/22   |    |     |        |      |         |       |        |       |     |     |     |    |   |     |     |     |     |

## PRODUCTION TRACKER

|                              | This Season | Career |
|------------------------------|-------------|--------|
| Scored 10+ Points            | 5           | 38     |
| Scored 20+ Points            | -           | 7      |
| Led Tech in Scoring          | 1           | 3      |
| Had 10+ Rebounds             | 3           | 18     |
| Led Tech in Rebounding       | 6           | 12     |
| Had a Double-Double          | -           | 12     |
| Shot over 50% from the floor | 7           | 54     |
| Made 3+ 3FGs                 | -           | 2      |
| Shot 5+ Free Throws          | 1           | 15     |



## COMBINED TEAM STATS

### Game Records

| Record         | Overall | Home | Away | Neutral |
|----------------|---------|------|------|---------|
| ALL GAMES      | 7-4     | 5-1  | 2-1  | 0-2     |
| CONFERENCE     | 0-1     | 0-1  | 0-0  | 0-0     |
| NON-CONFERENCE | 7-3     | 5-0  | 2-1  | 0-2     |

### Score by Periods

| Team          | 1st | 2nd | OT | TOT |
|---------------|-----|-----|----|-----|
| Virginia Tech | 375 | 398 | 0  | 773 |
| Opponents     | 302 | 327 | 0  | 629 |

### Team Box Score

| No.              | Player           | Total     |             |      |                |             | 3-Point       |             | F-Throw        |             | Rebounds  |            |            |             | Other Stats |          |            |            |           |           |            |             |
|------------------|------------------|-----------|-------------|------|----------------|-------------|---------------|-------------|----------------|-------------|-----------|------------|------------|-------------|-------------|----------|------------|------------|-----------|-----------|------------|-------------|
|                  |                  | GP-GS     | MIN         | AVG  | FG-FGA         | FG%         | 3FG-3FGA      | 3FG%        | FT-FTA         | FT%         | OFF       | DEF        | TOT        | AVG         | PF          | DQ       | A          | TO         | BLK       | STL       | PTS        | AVG         |
| 22               | ALUMA, Keve      | 11-11     | 315:48      | 28.7 | 61-120         | .508        | 6-26          | .231        | 30-41          | .732        | 25        | 45         | 70         | 6.4         | 29          | 1        | 18         | 16         | 10        | 5         | 158        | 14.4        |
| 4                | ALLEYNE, Nahiem  | 11-11     | 366:53      | 33.4 | 39-113         | .345        | 19-50         | .380        | 25-26          | .962        | 0         | 37         | 37         | 3.4         | 12          | 0        | 29         | 20         | 0         | 6         | 122        | 11.1        |
| 25               | MUTTS, Justyn    | 11-11     | 299:30      | 27.2 | 47-91          | .516        | 8-24          | .333        | 9-17           | .529        | 23        | 59         | 82         | 7.5         | 29          | 0        | 32         | 23         | 5         | 14        | 111        | 10.1        |
| 0                | CATTOOR, Hunter  | 11-11     | 350:15      | 31.8 | 35-85          | .412        | 23-58         | .397        | 9-11           | .818        | 3         | 40         | 43         | 3.9         | 22          | 0        | 23         | 9          | 0         | 13        | 102        | 9.3         |
| 5                | MURPHY, Storm    | 11-11     | 308:33      | 28.1 | 31-72          | .431        | 14-41         | .341        | 5-9            | .556        | 0         | 18         | 18         | 1.6         | 20          | 0        | 28         | 21         | 0         | 4         | 81         | 7.4         |
| 13               | MADDOX, Darius   | 11-0      | 174:04      | 15.8 | 23-42          | .548        | 11-19         | .579        | 9-11           | .818        | 5         | 16         | 21         | 1.9         | 10          | 0        | 2          | 7          | 3         | 3         | 66         | 6.0         |
| 1                | N'GUESSAN, David | 11-0      | 164:03      | 14.9 | 21-43          | .488        | 3-6           | .500        | 9-19           | .474        | 11        | 24         | 35         | 3.2         | 18          | 0        | 8          | 9          | 10        | 4         | 54         | 4.9         |
| 21               | OJIAKO, John     | 9-0       | 71:45       | 8.0  | 13-23          | .565        | 0-0           | .000        | 4-5            | .800        | 12        | 14         | 26         | 2.9         | 8           | 0        | 1          | 4          | 3         | 0         | 30         | 3.3         |
| 3                | PEDULLA, Sean    | 11-0      | 99:28       | 9.0  | 12-26          | .462        | 9-14          | .643        | 3-4            | .750        | 2         | 9          | 11         | 1.0         | 7           | 0        | 9          | 5          | 0         | 7         | 36         | 3.3         |
| 14               | VARGA, Ben       | 4-0       | 07:47       | 1.9  | 1-3            | .333        | 1-3           | .333        | 0-0            | .000        | 0         | 0          | 0          | 0.0         | 0           | 0        | 0          | 0          | 0         | 0         | 3          | 0.8         |
| 11               | HAYNES, Jalen    | 6-0       | 16:23       | 2.7  | 2-6            | .333        | 0-0           | .000        | 0-1            | .000        | 2         | 1          | 3          | 0.5         | 1           | 0        | 0          | 1          | 0         | 0         | 4          | 0.7         |
| 15               | KIDD, Lynn       | 5-0       | 14:46       | 3.0  | 1-6            | .167        | 0-0           | .000        | 1-1            | 1.000       | 4         | 4          | 8          | 1.6         | 0           | 0        | 0          | 2          | 1         | 0         | 3          | 0.6         |
| 10               | JOHNSON, Camden  | 5-0       | 10:45       | 2.2  | 1-1            | 1.000       | 1-1           | 1.000       | 0-0            | .000        | 0         | 1          | 1          | 0.2         | 0           | 0        | 1          | 0          | 0         | 1         | 3          | 0.6         |
| Team             |                  |           |             |      |                |             |               |             |                |             | 11        | 10         | 21         |             |             |          |            | 1          |           |           |            |             |
| <b>Total</b>     |                  | <b>11</b> | <b>2200</b> |      | <b>287-631</b> | <b>.455</b> | <b>95-242</b> | <b>.393</b> | <b>104-145</b> | <b>.717</b> | <b>98</b> | <b>278</b> | <b>376</b> | <b>34.2</b> | <b>156</b>  | <b>1</b> | <b>151</b> | <b>118</b> | <b>32</b> | <b>57</b> | <b>773</b> | <b>70.3</b> |
| <b>Opponents</b> |                  | <b>11</b> | <b>2200</b> |      | <b>237-590</b> | <b>.402</b> | <b>58-228</b> | <b>.254</b> | <b>97-136</b>  | <b>.713</b> | <b>91</b> | <b>262</b> | <b>353</b> | <b>32.1</b> | <b>164</b>  | <b>0</b> | <b>121</b> | <b>155</b> | <b>31</b> | <b>65</b> | <b>629</b> | <b>57.2</b> |

### Team Statistics

|                        | HOKIES         | OPP            |
|------------------------|----------------|----------------|
| <b>Scoring</b>         | <b>773</b>     | <b>629</b>     |
| Points per game        | 70.3           | 57.2           |
| Scoring margin         | +13.1          | -              |
| <b>Field goals-att</b> | <b>287-631</b> | <b>237-590</b> |
| Field goal pct         | .455           | .402           |
| <b>3 point fg-att</b>  | <b>95-242</b>  | <b>58-228</b>  |
| 3-point FG pct         | .393           | .254           |
| 3-pt FG made per game  | 8.6            | 5.3            |
| <b>Free throws-att</b> | <b>104-145</b> | <b>97-136</b>  |
| Free throw pct         | .717           | .713           |
| F-Throws made per game | 9.5            | 8.8            |
| <b>Rebounds</b>        | <b>376</b>     | <b>353</b>     |
| Rebounds per game      | 34.2           | 32.1           |
| Rebounding margin      | +2.1           | -              |
| <b>Assists</b>         | <b>151</b>     | <b>121</b>     |
| Assists per game       | 13.7           | 11.0           |
| <b>Turnovers</b>       | <b>118</b>     | <b>155</b>     |
| Turnovers per game     | 10.7           | 14.1           |
| Turnover margin        | +3.4           | -              |
| Assist/turnover ratio  | 1.3            | 0.8            |
| <b>Steals</b>          | <b>57</b>      | <b>65</b>      |
| Steals per game        | 5.2            | 5.9            |
| <b>Blocks</b>          | <b>32</b>      | <b>31</b>      |
| Blocks per game        | 2.9            | 2.8            |
| <b>Winning streak</b>  | <b>0</b>       | <b>-</b>       |
| Home win streak        | 1              | -              |
| <b>Attendance</b>      | <b>39803</b>   | <b>34179</b>   |
| Home games-Avg/Game    | 6-6634         | 3-11393        |
| Neutral site-Avg/Game  | -              | 2-1402         |

### Team Results

| Date       | Opponent           | Result | Score | Att.  |
|------------|--------------------|--------|-------|-------|
| 11/09/2021 | Maine              | W      | 82-47 | 6473  |
| 11/12/2021 | at Navy            | W      | 77-57 | 4784  |
| 11/15/2021 | Radford            | W      | 65-39 | 6835  |
| 11/18/2021 | Saint Francis (PA) | W      | 85-55 | 6437  |
| 11/21/2021 | Merrimack          | W      | 72-43 | 4730  |
| 11/24/2021 | vs Memphis         | L      | 61-69 | 2804  |
| 11/26/2021 | vs Xavier          | L      | 58-59 | 0     |
| 12/01/2021 | at Maryland        | W      | 62-58 | 15988 |
| 12/04/2021 | Wake Forest        | L      | 61-80 | 8925  |
| 12/08/2021 | Cornell            | W      | 93-60 | 6403  |
| 12/12/2021 | at Dayton          | L      | 57-62 | 13407 |

# VIRGINIA TECH MEN'S BASKETBALL

## TEAM GAME-BY-GAME

|                    |            |            | Total          |             | 3-Pointers    |             | Free throws    |             | Rebounds  |            |            |             |            |            |            |           |           |            |             |
|--------------------|------------|------------|----------------|-------------|---------------|-------------|----------------|-------------|-----------|------------|------------|-------------|------------|------------|------------|-----------|-----------|------------|-------------|
| Opponent           | Date       | Score      | FG-FGA         | PCT         | 3FG-3FGA      | PCT         | FT-FTA         | PCT         | OFF       | DEF        | TOT        | AVG         | PF         | A          | TO         | BLK       | STL       | PTS        | AVG         |
| Maine              | 11/09/2021 | 82-47 W    | 35-66          | .530        | 9-21          | .429        | 3-5            | .600        | 9         | 26         | 35         | 35.0        | 11         | 18         | 8          | 3         | 4         | 82         | 82.0        |
| at Navy            | 11/12/2021 | 77-57 W    | 27-54          | .500        | 8-19          | .421        | 15-19          | .789        | 8         | 27         | 35         | 35.0        | 17         | 14         | 9          | 2         | 5         | 77         | 79.5        |
| Radford            | 11/15/2021 | 65-39 W    | 25-58          | .431        | 10-23         | .435        | 5-6            | .833        | 7         | 34         | 41         | 37.0        | 14         | 10         | 15         | 3         | 7         | 65         | 74.7        |
| Saint Francis (PA) | 11/18/2021 | 85-55 W    | 31-60          | .517        | 7-20          | .350        | 16-20          | .800        | 10        | 32         | 42         | 38.3        | 14         | 14         | 8          | 4         | 6         | 85         | 77.3        |
| Merrimack          | 11/21/2021 | 72-43 W    | 27-49          | .551        | 11-23         | .478        | 7-12           | .583        | 7         | 25         | 32         | 37.0        | 9          | 15         | 12         | 5         | 5         | 72         | 76.2        |
| vs Memphis         | 11/24/2021 | 61-69 L    | 19-56          | .339        | 7-21          | .333        | 16-22          | .727        | 9         | 24         | 33         | 36.3        | 20         | 10         | 13         | 0         | 8         | 61         | 73.7        |
| vs Xavier          | 11/26/2021 | 58-59 L    | 22-54          | .407        | 8-23          | .348        | 6-10           | .600        | 5         | 23         | 28         | 35.1        | 12         | 14         | 8          | 1         | 4         | 58         | 71.4        |
| at Maryland        | 12/01/2021 | 62-58 W    | 23-60          | .383        | 9-20          | .450        | 7-12           | .583        | 11        | 22         | 33         | 34.9        | 15         | 15         | 8          | 4         | 6         | 62         | 70.3        |
| Wake Forest        | 12/04/2021 | 61-80 L    | 23-56          | .411        | 8-27          | .296        | 7-8            | .875        | 11        | 14         | 25         | 33.8        | 13         | 14         | 12         | 2         | 3         | 61         | 69.2        |
| Cornell            | 12/08/2021 | 93-60 W    | 34-63          | .540        | 12-23         | .522        | 13-17          | .765        | 12        | 28         | 40         | 34.4        | 14         | 16         | 12         | 6         | 4         | 93         | 71.6        |
| at Dayton          | 12/12/2021 | 57-62 L    | 21-55          | .382        | 6-22          | .273        | 9-14           | .643        | 9         | 23         | 32         | 34.2        | 17         | 11         | 13         | 2         | 5         | 57         | 70.3        |
| <b>Total</b>       |            | <b>773</b> | <b>287-631</b> | <b>.455</b> | <b>95-242</b> | <b>.393</b> | <b>104-145</b> | <b>.717</b> | <b>98</b> | <b>278</b> | <b>376</b> | <b>34.2</b> | <b>156</b> | <b>151</b> | <b>118</b> | <b>32</b> | <b>57</b> | <b>773</b> | <b>70.3</b> |
| Opponents          |            | 629        | 237-590        | .402        | 58-228        | .254        | 97-136         | .713        | 91        | 262        | 353        | 32.1        | 164        | 121        | 155        | 31        | 65        | 629        | 57.2        |

### Virginia Tech Averages

| Games Played | Points/game | FG Pct | 3FG Pct | FT Pct | Rebounds/game | Assists/game | Turnovers/game | Assist/Turnover ratio | Steals/game | Blocks/game |
|--------------|-------------|--------|---------|--------|---------------|--------------|----------------|-----------------------|-------------|-------------|
| 11           | 70.3        | 45.5   | 39.3    | 71.7   | 34.2          | 13.7         | 10.7           | 1.3                   | 5.2         | 2.9         |



## OPPONENTS GAME-BY-GAME

| Opponent           | Date       | Score      | Total          |             | 3-Pointers    |             | Free throws   |             | Rebounds  |            |            |             |            |            |            |           |           |            |             |
|--------------------|------------|------------|----------------|-------------|---------------|-------------|---------------|-------------|-----------|------------|------------|-------------|------------|------------|------------|-----------|-----------|------------|-------------|
|                    |            |            | FG-FGA         | PCT         | 3FG-3FGA      | PCT         | FT-FTA        | PCT         | OFF       | DEF        | TOT        | AVG         | PF         | A          | TO         | BLK       | STL       | PTS        | AVG         |
| Maine              | 11/09/2021 | 82-47 W    | 20-61          | .328        | 4-22          | .182        | 3-3           | 1.000       | 13        | 24         | 37         | 37.0        | 11         | 9          | 19         | 3         | 3         | 47         | 47.0        |
| at Navy            | 11/12/2021 | 77-57 W    | 20-51          | .392        | 3-25          | .120        | 14-19         | .737        | 7         | 22         | 29         | 33.0        | 18         | 9          | 10         | 3         | 6         | 57         | 52.0        |
| Radford            | 11/15/2021 | 65-39 W    | 14-50          | .280        | 2-24          | .083        | 9-15          | .600        | 7         | 25         | 32         | 32.7        | 13         | 8          | 18         | 2         | 11        | 39         | 47.7        |
| Saint Francis (PA) | 11/18/2021 | 85-55 W    | 21-63          | .333        | 6-23          | .261        | 7-11          | .636        | 10        | 20         | 30         | 32.0        | 20         | 10         | 9          | 3         | 3         | 55         | 49.5        |
| Merrimack          | 11/21/2021 | 72-43 W    | 19-49          | .388        | 5-20          | .250        | 0-0           | .000        | 5         | 17         | 22         | 30.0        | 11         | 8          | 15         | 3         | 4         | 43         | 48.2        |
| vs Memphis         | 11/24/2021 | 61-69 L    | 24-61          | .393        | 5-19          | .263        | 16-20         | .800        | 15        | 30         | 45         | 32.5        | 21         | 10         | 14         | 4         | 8         | 69         | 51.7        |
| vs Xavier          | 11/26/2021 | 58-59 L    | 22-46          | .478        | 10-22         | .455        | 5-8           | .625        | 2         | 28         | 30         | 32.1        | 15         | 13         | 14         | 2         | 5         | 59         | 52.7        |
| at Maryland        | 12/01/2021 | 62-58 W    | 23-55          | .418        | 1-13          | .077        | 11-11         | 1.000       | 9         | 30         | 39         | 33.0        | 12         | 6          | 15         | 7         | 4         | 58         | 53.4        |
| Wake Forest        | 12/04/2021 | 61-80 L    | 33-52          | .635        | 7-16          | .438        | 7-12          | .583        | 7         | 21         | 28         | 32.4        | 11         | 17         | 10         | 2         | 5         | 80         | 56.3        |
| Cornell            | 12/08/2021 | 93-60 W    | 20-52          | .385        | 8-26          | .308        | 12-16         | .750        | 6         | 17         | 23         | 31.5        | 14         | 16         | 16         | 2         | 7         | 60         | 56.7        |
| at Dayton          | 12/12/2021 | 57-62 L    | 21-50          | .420        | 7-18          | .389        | 13-21         | .619        | 10        | 28         | 38         | 32.1        | 18         | 15         | 15         | 0         | 9         | 62         | 57.2        |
| <b>Total</b>       |            | <b>629</b> | <b>237-590</b> | <b>.402</b> | <b>58-228</b> | <b>.254</b> | <b>97-136</b> | <b>.713</b> | <b>91</b> | <b>262</b> | <b>353</b> | <b>32.1</b> | <b>164</b> | <b>121</b> | <b>155</b> | <b>31</b> | <b>65</b> | <b>629</b> | <b>57.2</b> |
| Virginia Tech      |            | 773        | 287-631        | .455        | 95-242        | .393        | 104-145       | .717        | 98        | 278        | 376        | 34.2        | 156        | 151        | 118        | 32        | 57        | 773        | 70.3        |

### Opponents Averages

| Games Played | Points/game | FG Pct | 3FG Pct | FT Pct | Rebounds/game | Assists/game | Turnovers/game | Assist/Turnover ratio | Steals/game | Blocks/game |
|--------------|-------------|--------|---------|--------|---------------|--------------|----------------|-----------------------|-------------|-------------|
| 11           | 57.2        | 40.2   | 25.4    | 71.3   | 32.1          | 11.0         | 14.1           | 0.8                   | 5.9         | 2.8         |

TEAM CATEGORY LEADERS

Points

| ## | Player           | G  | Pts | Pts/G |
|----|------------------|----|-----|-------|
| 22 | Aluma, Keve      | 11 | 158 | 14.4  |
| 4  | Alleyne, Nahiem  | 11 | 122 | 11.1  |
| 25 | Mutts, Justyn    | 11 | 111 | 10.1  |
| 0  | Cattoor, Hunter  | 11 | 102 | 9.3   |
| 5  | Murphy, Storm    | 11 | 81  | 7.4   |
| 13 | Maddox, Darius   | 11 | 66  | 6.0   |
| 1  | N'Guessan, David | 11 | 54  | 4.9   |
| 3  | Pedulla, Sean    | 11 | 36  | 3.3   |
| 21 | Ojiako, John     | 9  | 30  | 3.3   |
| 11 | Haynes, Jalen    | 6  | 4   | 0.7   |
| 14 | Varga, Ben       | 4  | 3   | 0.8   |
| 15 | Kidd, Lynn       | 5  | 3   | 0.6   |
| 10 | Johnson, Camden  | 5  | 3   | 0.6   |

Scoring Average

| ## | Player           | G  | Pts | Pts/G |
|----|------------------|----|-----|-------|
| 22 | Aluma, Keve      | 11 | 158 | 14.4  |
| 4  | Alleyne, Nahiem  | 11 | 122 | 11.1  |
| 25 | Mutts, Justyn    | 11 | 111 | 10.1  |
| 0  | Cattoor, Hunter  | 11 | 102 | 9.3   |
| 5  | Murphy, Storm    | 11 | 81  | 7.4   |
| 13 | Maddox, Darius   | 11 | 66  | 6.0   |
| 1  | N'Guessan, David | 11 | 54  | 4.9   |
| 21 | Ojiako, John     | 9  | 30  | 3.3   |
| 3  | Pedulla, Sean    | 11 | 36  | 3.3   |
| 14 | Varga, Ben       | 4  | 3   | 0.8   |
| 11 | Haynes, Jalen    | 6  | 4   | 0.7   |
| 15 | Kidd, Lynn       | 5  | 3   | 0.6   |
| 10 | Johnson, Camden  | 5  | 3   | 0.6   |

Field Goal Percentage

| ## | Player           | FG | Att | Pct   |
|----|------------------|----|-----|-------|
| 10 | Johnson, Camden  | 1  | 1   | 1.000 |
| 21 | Ojiako, John     | 13 | 23  | .565  |
| 13 | Maddox, Darius   | 23 | 42  | .548  |
| 25 | Mutts, Justyn    | 47 | 91  | .516  |
| 22 | Aluma, Keve      | 61 | 120 | .508  |
| 1  | N'Guessan, David | 21 | 43  | .488  |
| 3  | Pedulla, Sean    | 12 | 26  | .462  |
| 5  | Murphy, Storm    | 31 | 72  | .431  |
| 0  | Cattoor, Hunter  | 35 | 85  | .412  |
| 4  | Alleyne, Nahiem  | 39 | 113 | .345  |
| 14 | Varga, Ben       | 1  | 3   | .333  |
| 11 | Haynes, Jalen    | 2  | 6   | .333  |
| 15 | Kidd, Lynn       | 1  | 6   | .167  |

Field Goal Attempts

| ## | Player          | G  | Att | Att/G |
|----|-----------------|----|-----|-------|
| 22 | Aluma, Keve     | 11 | 120 | 10.9  |
| 4  | Alleyne, Nahiem | 11 | 113 | 10.3  |
| 25 | Mutts, Justyn   | 11 | 91  | 8.3   |
| 0  | Cattoor, Hunter | 11 | 85  | 7.7   |
| 5  | Murphy, Storm   | 11 | 72  | 6.5   |

Field Goals Made

| ## | Player          | G  | Made | Made/G |
|----|-----------------|----|------|--------|
| 22 | Aluma, Keve     | 11 | 61   | 5.5    |
| 25 | Mutts, Justyn   | 11 | 47   | 4.3    |
| 4  | Alleyne, Nahiem | 11 | 39   | 3.5    |
| 0  | Cattoor, Hunter | 11 | 35   | 3.2    |
| 5  | Murphy, Storm   | 11 | 31   | 2.8    |

TEAM CATEGORY LEADERS

3-Point FG Percentage

| ## | Player           | 3FG | Att | Pct   |
|----|------------------|-----|-----|-------|
| 10 | Johnson, Camden  | 1   | 1   | 1.000 |
| 3  | Pedulla, Sean    | 9   | 14  | .643  |
| 13 | Maddox, Darius   | 11  | 19  | .579  |
| 1  | N'Guessan, David | 3   | 6   | .500  |
| 0  | Cattoor, Hunter  | 23  | 58  | .397  |
| 4  | Alleyne, Nahiem  | 19  | 50  | .380  |
| 5  | Murphy, Storm    | 14  | 41  | .341  |
| 25 | Mutts, Justyn    | 8   | 24  | .333  |
| 14 | Varga, Ben       | 1   | 3   | .333  |
| 22 | Aluma, Keve      | 6   | 26  | .231  |

3-Point FG Attempts

| ## | Player          | G  | Att | Att/G |
|----|-----------------|----|-----|-------|
| 0  | Cattoor, Hunter | 11 | 58  | 5.3   |
| 4  | Alleyne, Nahiem | 11 | 50  | 4.5   |
| 5  | Murphy, Storm   | 11 | 41  | 3.7   |
| 22 | Aluma, Keve     | 11 | 26  | 2.4   |
| 25 | Mutts, Justyn   | 11 | 24  | 2.2   |

3-Point FG Made

| ## | Player          | G  | Made | Made/G |
|----|-----------------|----|------|--------|
| 0  | Cattoor, Hunter | 11 | 23   | 2.1    |
| 4  | Alleyne, Nahiem | 11 | 19   | 1.7    |
| 5  | Murphy, Storm   | 11 | 14   | 1.3    |
| 13 | Maddox, Darius  | 11 | 11   | 1.0    |
| 3  | Pedulla, Sean   | 11 | 9    | 0.8    |

Free Throw Percentage

| ## | Player           | Made | Att | Pct   |
|----|------------------|------|-----|-------|
| 15 | Kidd, Lynn       | 1    | 1   | 1.000 |
| 4  | Alleyne, Nahiem  | 25   | 26  | .962  |
| 0  | Cattoor, Hunter  | 9    | 11  | .818  |
| 13 | Maddox, Darius   | 9    | 11  | .818  |
| 21 | Ojiako, John     | 4    | 5   | .800  |
| 3  | Pedulla, Sean    | 3    | 4   | .750  |
| 22 | Aluma, Keve      | 30   | 41  | .732  |
| 5  | Murphy, Storm    | 5    | 9   | .556  |
| 25 | Mutts, Justyn    | 9    | 17  | .529  |
| 1  | N'Guessan, David | 9    | 19  | .474  |

Free Throw Attempts

| ## | Player           | G  | Att | Att/G |
|----|------------------|----|-----|-------|
| 22 | Aluma, Keve      | 11 | 41  | 3.7   |
| 4  | Alleyne, Nahiem  | 11 | 26  | 2.4   |
| 1  | N'Guessan, David | 11 | 19  | 1.7   |
| 25 | Mutts, Justyn    | 11 | 17  | 1.5   |
| 0  | Cattoor, Hunter  | 11 | 11  | 1.0   |

Free Throws Made

| ## | Player          | G  | Made | Made/G |
|----|-----------------|----|------|--------|
| 22 | Aluma, Keve     | 11 | 30   | 2.7    |
| 4  | Alleyne, Nahiem | 11 | 25   | 2.3    |
| 25 | Mutts, Justyn   | 11 | 9    | 0.8    |
| 0  | Cattoor, Hunter | 11 | 9    | 0.8    |
| 13 | Maddox, Darius  | 11 | 9    | 0.8    |

Rebounds

| ## | Player           | G  | Reb | Reb/G |
|----|------------------|----|-----|-------|
| 25 | Mutts, Justyn    | 11 | 82  | 7.5   |
| 22 | Aluma, Keve      | 11 | 70  | 6.4   |
| 0  | Cattoor, Hunter  | 11 | 43  | 3.9   |
| 4  | Alleyne, Nahiem  | 11 | 37  | 3.4   |
| 1  | N'Guessan, David | 11 | 35  | 3.2   |

Assists

| ## | Player          | G  | Ast | Ast/G |
|----|-----------------|----|-----|-------|
| 25 | Mutts, Justyn   | 11 | 32  | 2.9   |
| 4  | Alleyne, Nahiem | 11 | 29  | 2.6   |
| 5  | Murphy, Storm   | 11 | 28  | 2.5   |
| 0  | Cattoor, Hunter | 11 | 23  | 2.1   |
| 22 | Aluma, Keve     | 11 | 18  | 1.6   |

Rebounds Average

| ## | Player           | G  | Reb | Reb/G |
|----|------------------|----|-----|-------|
| 25 | Mutts, Justyn    | 11 | 82  | 7.5   |
| 22 | Aluma, Keve      | 11 | 70  | 6.4   |
| 0  | Cattoor, Hunter  | 11 | 43  | 3.9   |
| 4  | Alleyne, Nahiem  | 11 | 37  | 3.4   |
| 1  | N'Guessan, David | 11 | 35  | 3.2   |

Steals

| ## | Player          | G  | Stl | Stl/G |
|----|-----------------|----|-----|-------|
| 25 | Mutts, Justyn   | 11 | 14  | 1.3   |
| 0  | Cattoor, Hunter | 11 | 13  | 1.2   |
| 3  | Pedulla, Sean   | 11 | 7   | 0.6   |
| 4  | Alleyne, Nahiem | 11 | 6   | 0.5   |
| 22 | Aluma, Keve     | 11 | 5   | 0.5   |



TEAM CATEGORY LEADERS

Offensive Rebounds

| ## | Player           | G  | OReb | OReb/G |
|----|------------------|----|------|--------|
| 22 | Aluma, Keve      | 11 | 25   | 2.3    |
| 25 | Mutts, Justyn    | 11 | 23   | 2.1    |
| 21 | Ojiako, John     | 9  | 12   | 1.3    |
| 1  | N'Guessan, David | 11 | 11   | 1.0    |
| 13 | Maddox, Darius   | 11 | 5    | 0.5    |

Blocked Shots

| ## | Player           | G  | Blk | Blk/G |
|----|------------------|----|-----|-------|
| 22 | Aluma, Keve      | 11 | 10  | 0.9   |
| 1  | N'Guessan, David | 11 | 10  | 0.9   |
| 25 | Mutts, Justyn    | 11 | 5   | 0.5   |
| 13 | Maddox, Darius   | 11 | 3   | 0.3   |
| 21 | Ojiako, John     | 9  | 3   | 0.3   |

Defensive Rebounds

| ## | Player           | G  | DReb | DReb/G |
|----|------------------|----|------|--------|
| 25 | Mutts, Justyn    | 11 | 59   | 5.4    |
| 22 | Aluma, Keve      | 11 | 45   | 4.1    |
| 0  | Cattoor, Hunter  | 11 | 40   | 3.6    |
| 4  | Alleyne, Nahiem  | 11 | 37   | 3.4    |
| 1  | N'Guessan, David | 11 | 24   | 2.2    |

Minutes

| ## | Player          | G  | Min | Min/G |
|----|-----------------|----|-----|-------|
| 4  | Alleyne, Nahiem | 11 | 367 | 33:21 |
| 0  | Cattoor, Hunter | 11 | 350 | 31:50 |
| 22 | Aluma, Keve     | 11 | 316 | 28:43 |
| 5  | Murphy, Storm   | 11 | 309 | 28:03 |
| 25 | Mutts, Justyn   | 11 | 299 | 27:14 |

Fouls

| ## | Player           | G  | PF | PF/G |
|----|------------------|----|----|------|
| 22 | Aluma, Keve      | 11 | 29 | 2.6  |
| 25 | Mutts, Justyn    | 11 | 29 | 2.6  |
| 0  | Cattoor, Hunter  | 11 | 22 | 2.0  |
| 5  | Murphy, Storm    | 11 | 20 | 1.8  |
| 1  | N'Guessan, David | 11 | 18 | 1.6  |

Turnovers

| ## | Player          | G  | TO | TO/G |
|----|-----------------|----|----|------|
| 25 | Mutts, Justyn   | 11 | 23 | 2.1  |
| 5  | Murphy, Storm   | 11 | 21 | 1.9  |
| 4  | Alleyne, Nahiem | 11 | 20 | 1.8  |
| 22 | Aluma, Keve     | 11 | 16 | 1.5  |
| 0  | Cattoor, Hunter | 11 | 9  | 0.8  |

Foul Outs

| ## | Player      | G  | FO |
|----|-------------|----|----|
| 22 | Aluma, Keve | 11 | 1  |

TEAM GAME HIGHS

Virginia Tech - Game Highs

|                              |      |         |                                 |
|------------------------------|------|---------|---------------------------------|
| <b>POINTS</b>                | 93   |         | Cornell (12/08/2021)            |
|                              | 85   |         | Saint Francis (PA) (11/18/2021) |
|                              | 82   |         | Maine (11/09/2021)              |
|                              | 77   |         | at Navy (11/12/2021)            |
|                              | 72   |         | Merrimack (11/21/2021)          |
| <b>FIELD GOALS MADE</b>      | 35   |         | Maine (11/09/2021)              |
|                              | 34   |         | Cornell (12/08/2021)            |
| <b>FIELD GOAL ATTEMPTS</b>   | 66   |         | Maine (11/09/2021)              |
|                              | 63   |         | Cornell (12/08/2021)            |
| <b>FIELD GOAL PERCENTAGE</b> | .551 | (27-49) | Merrimack (11/21/2021)          |
|                              | .540 | (34-63) | Cornell (12/08/2021)            |
| <b>3 PT FG MADE</b>          | 12   |         | Cornell (12/08/2021)            |
|                              | 11   |         | Merrimack (11/21/2021)          |
| <b>3 PT FG ATTEMPTS</b>      | 27   |         | Wake Forest (12/04/2021)        |
|                              | 23   |         | Cornell (12/08/2021)            |
|                              | 23   |         | vs Xavier (N) (11/26/2021)      |
|                              | 23   |         | Merrimack (11/21/2021)          |
|                              | 23   |         | Radford (11/15/2021)            |
| <b>3 PT FG PERCENTAGE</b>    | .522 | (12-23) | Cornell (12/08/2021)            |
|                              | .478 | (11-23) | Merrimack (11/21/2021)          |
| <b>FREE THROWS MADE</b>      | 16   |         | vs Memphis (N) (11/24/2021)     |
|                              | 16   |         | Saint Francis (PA) (11/18/2021) |
| <b>FREE THROW ATTEMPTS</b>   | 22   |         | vs Memphis (N) (11/24/2021)     |
|                              | 20   |         | Saint Francis (PA) (11/18/2021) |
| <b>FREE THROW PERCENTAGE</b> | .875 | (7-8)   | Wake Forest (12/04/2021)        |
|                              | .833 | (5-6)   | Radford (11/15/2021)            |
| <b>REBOUNDS</b>              | 42   |         | Saint Francis (PA) (11/18/2021) |
|                              | 41   |         | Radford (11/15/2021)            |
| <b>ASSISTS</b>               | 18   |         | Maine (11/09/2021)              |
|                              | 16   |         | Cornell (12/08/2021)            |
| <b>STEALS</b>                | 8    |         | vs Memphis (N) (11/24/2021)     |
|                              | 7    |         | Radford (11/15/2021)            |
| <b>BLOCKED SHOTS</b>         | 6    |         | Cornell (12/08/2021)            |
|                              | 5    |         | Merrimack (11/21/2021)          |
| <b>TURNOVERS</b>             | 15   |         | Radford (11/15/2021)            |
|                              | 13   |         | at Dayton (12/12/2021)          |
|                              | 13   |         | vs Memphis (N) (11/24/2021)     |
| <b>FOULS</b>                 | 20   |         | vs Memphis (N) (11/24/2021)     |
|                              | 17   |         | at Dayton (12/12/2021)          |
|                              | 17   |         | at Navy (11/12/2021)            |

OPPONENT GAME HIGHS

Opponent - Game Highs

|                              |               |                                 |
|------------------------------|---------------|---------------------------------|
| <b>POINTS</b>                | 80            | Wake Forest (12/04/2021)        |
|                              | 69            | vs Memphis (N) (11/24/2021)     |
|                              | 62            | at Dayton (12/12/2021)          |
|                              | 60            | Cornell (12/08/2021)            |
|                              | 59            | vs Xavier (N) (11/26/2021)      |
| <b>FIELD GOALS MADE</b>      | 33            | Wake Forest (12/04/2021)        |
|                              | 24            | vs Memphis (N) (11/24/2021)     |
| <b>FIELD GOAL ATTEMPTS</b>   | 63            | Saint Francis (PA) (11/18/2021) |
|                              | 61            | vs Memphis (N) (11/24/2021)     |
|                              | 61            | Maine (11/09/2021)              |
| <b>FIELD GOAL PERCENTAGE</b> | .635 (33-52)  | Wake Forest (12/04/2021)        |
|                              | .478 (22-46)  | vs Xavier (N) (11/26/2021)      |
| <b>3 PT FG MADE</b>          | 10            | vs Xavier (N) (11/26/2021)      |
|                              | 8             | Cornell (12/08/2021)            |
| <b>3 PT FG ATTEMPTS</b>      | 26            | Cornell (12/08/2021)            |
|                              | 25            | at Navy (11/12/2021)            |
| <b>3 PT FG PERCENTAGE</b>    | .455 (10-22)  | vs Xavier (N) (11/26/2021)      |
|                              | .438 (7-16)   | Wake Forest (12/04/2021)        |
| <b>FREE THROWS MADE</b>      | 16            | vs Memphis (N) (11/24/2021)     |
|                              | 14            | at Navy (11/12/2021)            |
| <b>FREE THROW ATTEMPTS</b>   | 21            | at Dayton (12/12/2021)          |
|                              | 20            | vs Memphis (N) (11/24/2021)     |
| <b>FREE THROW PERCENTAGE</b> | 1.000 (11-11) | at Maryland (12/01/2021)        |
|                              | 1.000 (3-3)   | Maine (11/09/2021)              |
| <b>REBOUNDS</b>              | 45            | vs Memphis (N) (11/24/2021)     |
|                              | 39            | at Maryland (12/01/2021)        |
| <b>ASSISTS</b>               | 17            | Wake Forest (12/04/2021)        |
|                              | 16            | Cornell (12/08/2021)            |
| <b>STEALS</b>                | 11            | Radford (11/15/2021)            |
|                              | 9             | at Dayton (12/12/2021)          |
| <b>BLOCKED SHOTS</b>         | 7             | at Maryland (12/01/2021)        |
|                              | 4             | vs Memphis (N) (11/24/2021)     |
| <b>TURNOVERS</b>             | 19            | Maine (11/09/2021)              |
|                              | 18            | Radford (11/15/2021)            |
| <b>FOULS</b>                 | 21            | vs Memphis (N) (11/24/2021)     |
|                              | 20            | Saint Francis (PA) (11/18/2021) |



TEAM GAME LOWS

Virginia Tech - Game Lows

|                              |      |         |                                 |
|------------------------------|------|---------|---------------------------------|
| <b>POINTS</b>                | 57   |         | at Dayton (12/12/2021)          |
|                              | 58   |         | vs Xavier (N) (11/26/2021)      |
|                              | 61   |         | Wake Forest (12/04/2021)        |
|                              | 61   |         | vs Memphis (N) (11/24/2021)     |
|                              | 62   |         | at Maryland (12/01/2021)        |
| <b>FIELD GOALS MADE</b>      | 19   |         | vs Memphis (N) (11/24/2021)     |
|                              | 21   |         | at Dayton (12/12/2021)          |
| <b>FIELD GOAL ATTEMPTS</b>   | 49   |         | Merrimack (11/21/2021)          |
|                              | 54   |         | vs Xavier (N) (11/26/2021)      |
|                              | 54   |         | at Navy (11/12/2021)            |
| <b>FIELD GOAL PERCENTAGE</b> | .339 | (19-56) | vs Memphis (N) (11/24/2021)     |
|                              | .382 | (21-55) | at Dayton (12/12/2021)          |
| <b>3 PT FG MADE</b>          | 6    |         | at Dayton (12/12/2021)          |
|                              | 7    |         | vs Memphis (N) (11/24/2021)     |
|                              | 7    |         | Saint Francis (PA) (11/18/2021) |
| <b>3 PT FG ATTEMPTS</b>      | 19   |         | at Navy (11/12/2021)            |
|                              | 20   |         | at Maryland (12/01/2021)        |
|                              | 20   |         | Saint Francis (PA) (11/18/2021) |
| <b>3 PT FG PERCENTAGE</b>    | .273 | (6-22)  | at Dayton (12/12/2021)          |
|                              | .296 | (8-27)  | Wake Forest (12/04/2021)        |
| <b>FREE THROWS MADE</b>      | 3    |         | Maine (11/09/2021)              |
|                              | 5    |         | Radford (11/15/2021)            |
| <b>FREE THROW ATTEMPTS</b>   | 5    |         | Maine (11/09/2021)              |
|                              | 6    |         | Radford (11/15/2021)            |
| <b>FREE THROW PERCENTAGE</b> | .583 | (7-12)  | at Maryland (12/01/2021)        |
|                              | .583 | (7-12)  | Merrimack (11/21/2021)          |
| <b>REBOUNDS</b>              | 25   |         | Wake Forest (12/04/2021)        |
|                              | 28   |         | vs Xavier (N) (11/26/2021)      |
| <b>ASSISTS</b>               | 10   |         | vs Memphis (N) (11/24/2021)     |
|                              | 10   |         | Radford (11/15/2021)            |
| <b>STEALS</b>                | 3    |         | Wake Forest (12/04/2021)        |
|                              | 4    |         | Cornell (12/08/2021)            |
|                              | 4    |         | vs Xavier (N) (11/26/2021)      |
|                              | 4    |         | Maine (11/09/2021)              |
| <b>BLOCKED SHOTS</b>         | 0    |         | vs Memphis (N) (11/24/2021)     |
|                              | 1    |         | vs Xavier (N) (11/26/2021)      |
| <b>TURNOVERS</b>             | 8    |         | at Maryland (12/01/2021)        |
|                              | 8    |         | vs Xavier (N) (11/26/2021)      |
|                              | 8    |         | Saint Francis (PA) (11/18/2021) |
|                              | 8    |         | Maine (11/09/2021)              |
| <b>FOULS</b>                 | 9    |         | Merrimack (11/21/2021)          |
|                              | 11   |         | Maine (11/09/2021)              |

OPPONENT GAME LOWS

Opponent - Game Lows

|                              |      |         |                                 |
|------------------------------|------|---------|---------------------------------|
| <b>POINTS</b>                | 39   |         | Radford (11/15/2021)            |
|                              | 43   |         | Merrimack (11/21/2021)          |
|                              | 47   |         | Maine (11/09/2021)              |
|                              | 55   |         | Saint Francis (PA) (11/18/2021) |
|                              | 57   |         | at Navy (11/12/2021)            |
| <b>FIELD GOALS MADE</b>      | 14   |         | Radford (11/15/2021)            |
|                              | 19   |         | Merrimack (11/21/2021)          |
| <b>FIELD GOAL ATTEMPTS</b>   | 46   |         | vs Xavier (N) (11/26/2021)      |
|                              | 49   |         | Merrimack (11/21/2021)          |
| <b>FIELD GOAL PERCENTAGE</b> | .280 | (14-50) | Radford (11/15/2021)            |
|                              | .328 | (20-61) | Maine (11/09/2021)              |
| <b>3 PT FG MADE</b>          | 1    |         | at Maryland (12/01/2021)        |
|                              | 2    |         | Radford (11/15/2021)            |
| <b>3 PT FG ATTEMPTS</b>      | 13   |         | at Maryland (12/01/2021)        |
|                              | 16   |         | Wake Forest (12/04/2021)        |
| <b>3 PT FG PERCENTAGE</b>    | .077 | (1-13)  | at Maryland (12/01/2021)        |
|                              | .083 | (2-24)  | Radford (11/15/2021)            |
| <b>FREE THROWS MADE</b>      | 0    |         | Merrimack (11/21/2021)          |
|                              | 3    |         | Maine (11/09/2021)              |
| <b>FREE THROW ATTEMPTS</b>   | 0    |         | Merrimack (11/21/2021)          |
|                              | 3    |         | Maine (11/09/2021)              |
| <b>FREE THROW PERCENTAGE</b> | .583 | (7-12)  | Wake Forest (12/04/2021)        |
| <b>REBOUNDS</b>              | 22   |         | Merrimack (11/21/2021)          |
|                              | 23   |         | Cornell (12/08/2021)            |
| <b>ASSISTS</b>               | 6    |         | at Maryland (12/01/2021)        |
|                              | 8    |         | Merrimack (11/21/2021)          |
|                              | 8    |         | Radford (11/15/2021)            |
| <b>STEALS</b>                | 3    |         | Saint Francis (PA) (11/18/2021) |
|                              | 3    |         | Maine (11/09/2021)              |
| <b>BLOCKED SHOTS</b>         | 0    |         | at Dayton (12/12/2021)          |
|                              | 2    |         | Cornell (12/08/2021)            |
|                              | 2    |         | Wake Forest (12/04/2021)        |
|                              | 2    |         | vs Xavier (N) (11/26/2021)      |
|                              | 2    |         | Radford (11/15/2021)            |
| <b>TURNOVERS</b>             | 9    |         | Saint Francis (PA) (11/18/2021) |
|                              | 10   |         | Wake Forest (12/04/2021)        |
|                              | 10   |         | at Navy (11/12/2021)            |
| <b>FOULS</b>                 | 11   |         | Wake Forest (12/04/2021)        |
|                              | 11   |         | Maine (11/09/2021)              |



**0 HUNTER CATTOOR**

JR. • G • 6-3 • 200  
ORLANDO, FLA.  
BISHOP MOORE



**1 DAVID N'GUESSAN**

SO. • F • 6-9 • 205  
DE LIER, THE NETHERLANDS  
MT. ZION PREP



**3 SEAN PEDULLA**

FR. • G • 6-1 • 190  
EDMOND, OKLA.  
EDMOND MEMORIAL



**4 NAHIEM ALLEYNE**

JR. • G • 6-4 • 195  
BUFORD, GA.  
MOUNTAIN VIEW



**5 STORM MURPHY**

GR. • G • 6-0 • 185  
MIDDLETON, WIS.  
WOFFORD



**10 CAMDEN JOHNSON**

FR. • G • 6-1 • 175  
WAXHAW, N.C.  
METROLINA CHRISTIAN ACADEMY



**11 JALEN HAYNES**

FR. • F • 6-8 • 250  
FT. LAUDERDALE, FLA.  
MONTVERDE ACADEMY



**13 DARIUS MADDOX**

SO. • G • 6-5 • 185  
BOWIE, MD.  
OAK HILL ACADEMY



**14 BEN VARGA**

FR. • G • 5-10 • 170  
LOUISVILLE, KY.  
ST. XAVIER



**15 LYNN KIDD**

SO. • C • 6-10 • 240  
GAINESVILLE, FLA.  
IMG ACADEMY



**21 JOHN OJIAKO**

JR. • C • 6-10 • 245  
LAGOS, NIGERIA  
ADMIRAL FARRAGUT (FLA.)



**22 KEVE ALUMA**

R-SR. • F • 6-9 • 235  
BERLIN, MD.  
WOFFORD



**25 JUSTIN MUTTS**

GR. • F • 6-7 • 230  
MILLVILLE, N.J.  
DELAWARE



**MIKE YOUNG**

HEAD COACH  
3RD SEASON



**MIKE JONES**

ASSOCIATE HEAD COACH  
1ST SEASON



**CHRISTIAN WEBSTER**

ASSISTANT COACH  
6TH SEASON



**KEVIN GILTNER**

ASSISTANT COACH  
3RD SEASON