



# VIRGINIA TECH

## 2021-22 MEN'S BASKETBALL



12 NCAA APPEARANCES / 13 NIT APPEARANCES (2 CHAMPIONSHIPS) /  
17 ALL-ACC SELECTIONS / 10 ALL-AMERICANS / 20 NBA DRAFT PICKS

GAME 11

### THE MATCHUP

#### VIRGINIA TECH HOKIES

7-3, 0-1 ACC

**Head Coach:** Mike Young (Emory & Henry, 1986)  
**Record at Virginia Tech:** 38-26 (3rd Season)  
**Career Record:** 337-270 (20th Season)  
**vs. Dayton:** 0-3

AT

#### DAYTON FLYERS

6-4, 0-0 ATLANTIC 10

**Head Coach:** Anthony Grant (Dayton, 1987)  
**Record at Dayton:** 84-45 (5th Season)  
**Career Record:** 277-155 (14th Season)  
**vs. Virginia Tech:** 2-0

GAME 11 | VIRGINIA TECH at DAYTON - DEC. 12, 2021 | 2PM | ESPN2 | DAYTON, OHIO | UD ARENA (13,435)

### BROADCAST INFORMATION

#### TV | ESPN2

Mike Monaco, PxP  
Brooke Weisbrod, Analyst

#### RADIO | VT Sports Network

Jon Laaser, PxP  
Mike Burnop, Analyst

#### VIDEO STREAM

ESPN.com and ESPN app

#### LIVE STATS

stats.hokiesports.com



@HokiesMBB



@DaytonMBB

### PROJECTED STARTERS

Virginia Tech	Ht.	Wt.	Yr.	Hometown	PPG	RPG	Other
G 5 Storm Murphy	6-0	185	Gr.	Middleton, Wis.	7.3	1.6	Coach Young calls him "Stormer"
G 0 Hunter Cattoor	6-3	200	Jr.	Orlando, Fla.	8.8	3.7	Reached double figures in 3 of last 4
G 4 Nahiem Alleyne	6-4	195	Jr.	Buford, Ga.	12.0	3.5	Team-high 42 3FG last season
F 25 Justyn Mutts	6-7	230	Gr.	Millville, N.J.	10.3	7.2	Young man brings the energy!
F 22 Keve Aluma	6-9	235	r-Sr.	Berlin, Md.	14.4	6.4	Playing to his potential as of late

Dayton	Ht.	Wt.	Yr.	Hometown	PPG	RPG	Other
G 11 Malachi Smith	6-0	170	Fr.	Bronx, N.Y.	9.8	4.1	Scored double figures in 6 straight games
G 24 Kobe Elvis	6-2	170	r-Fr.	Brampton, Ontario	6.6	2.0	Transfer from DePaul
G 2 Toumani Camara	6-8	220	So.	Brussels, Belgium	10.0	6.4	Georgia transfer; leading rebounder
F 23 R.J. Blakney	6-6	195	r-Fr.	Baltimore, Md.	5.0	2.8	Looking for catch and shoot 3FGs
F 15 DaRon Holmes II	6-10	220	Fr.	Goodyear, Ariz.	10.4	5.1	Highest-ranked UD recruit; top-50

### KEY STORYLINES

#### THE SERIES

- Virginia Tech and Dayton are set to meet for the 15th time Sunday afternoon in Ohio. The Hokies hold an 8-6 advantage in the all-time series.
- This will be the second time in three seasons the two sides have faced each other. Dayton, led by All-American Obi Toppin, defeated Tech 89-62 in the semifinals of the Maui Jim Maui Invitational on Nov. 26, 2019.
- Sunday's game at Dayton will be the eighth time the Hokies make the trek to UD Arena to face the Flyers. Tech is 3-4 at UD Arena.
- This will be the third time Dayton's Anthony Grant will face-off against the Hokies

on the hardwood. Grant was the head coach of Alabama when the Crimson Tide beat Tech 86-83 in the first round of the 2018 NCAA Tournament.

#### A WIN WOULD...

- Put the Hokies at 3-0 on the road this season.
- Improve Tech to 9-6 in the all-time series and level its road record in the series at four games apiece.
- Move the Flyers to 3-4 at home this season.
- Give Coach Young his first win over Dayton (0-3 entering Sunday). The first two losses were on the road at Dayton while the head coach at Wofford.

#### SEASON HIGHS ALL AROUND

- Against Cornell, the Hokies set season-high tallies in points scored (93), 3-point field goals made (12), 3-point field goal percentage (.522), offensive rebounds (12) and blocked shots (6).
- The last time the Hokies shot above .500 from beyond the arc was Feb. 27, 2021 (.542) against Wake Forest.
- Its .540 field-goal percentage and 16 assists were good for Tech's second-highest single-game numbers in those categories this season, while 33 points is its second-highest win margin all season.

### 2021-22 SCHEDULE

RECORD	7-3
ACC	0-1
NON-CONFERENCE	7-2
HOME	5-1
AWAY	2-0
NEUTRAL	0-2

Date	Opponent	TV	Time/Result
11/9	Maine	ACCNX	W, 82-47
11/12	at Navy <sup>1</sup>	CBSSN	W, 77-57
11/15	Radford	ACCNX	W, 65-39
11/18	St. Francis (Pa.)	ACCN	W, 85-55
11/21	Merrimack	RSN	W, 72-43
11/24	#9/10 Memphis <sup>2</sup>	ESPN2	L, 69-61
11/26	#25/RV Xavier <sup>2</sup>	ESPN2	L, 59-58

12/1	at Maryland <sup>3</sup>	ESPN2	W, 62-58
12/4	Wake Forest <sup>*</sup>	ACCN	L, 80-61
12/8	Cornell	ACCN	W, 93-60
12/12	at Dayton	ESPN2	2 PM
12/17	St. Bonaventure <sup>4</sup>	ESPN2	4 PM
12/22	at Duke <sup>*</sup>	ESPN2	9 PM
12/29	at North Carolina <sup>*</sup>	ESPN2	7 PM

1/1	Pittsburgh <sup>*</sup>	ESPNU	4 PM
1/4	NC State <sup>*</sup>	ACCN	7 PM
1/12	at Virginia <sup>*</sup>	ESPN2	9 PM
1/15	Notre Dame <sup>*</sup>	ACCN	6 PM
1/19	at NC State <sup>*</sup>	ACCN	7 PM
1/22	at Boston College <sup>*</sup>	RSN	12 PM
1/26	Miami <sup>*</sup>	ACCN	7 PM
1/29	at Florida State <sup>*</sup>	ABC	3 PM

2/2	Georgia Tech <sup>*</sup>	ACCN	9 PM
2/5	at Pittsburgh <sup>*</sup>	ACCN	7 PM
2/12	Syracuse <sup>*</sup>	-	6 PM
2/14	Virginia <sup>*</sup>	ESPN	7 PM
2/19	North Carolina <sup>*</sup>	ESPN/2	4 PM
2/23	at Georgia Tech <sup>*</sup>	ESPN/2	9 PM
2/26	at Miami <sup>*</sup>	RSN	3 PM

3/1	Louisville <sup>*</sup>	ESPN/2	9 PM
3/5	at Clemson <sup>*</sup>	RSN	2 PM
3/8-12	ACC Tournament <sup>5</sup>	-	-

All Times Eastern

\* - ACC Game

1 - Veterans Classic (Annapolis, Md.)

2 - NIT Season Tip-Off (Brooklyn, N.Y.)

3 - Big Ten/ACC Challenge (College Park, Md.)

4 - Basketball Hall of Fame Shootout (Charlotte, N.C.)

5 - New York Life ACC Tournament (Brooklyn, N.Y.)

### CONTACT INFO

**Brian Cox** | Phone: (540) 250-0624

Email: bcox90@vt.edu

Associate AD, Creative Communications

**Will Copeland** | Phone: (757) 814-0930

Email: cwil199@vt.edu

Creative Communications Coordinator

## QUICK FACTS

### THE BASICS

University Name: Virginia Tech  
 Location: Blacksburg, Va.  
 Founded: 1872  
 Enrollment: 37,000  
 President: Dr. Timothy Sands  
 Director of Athletics: Whit Babcock  
 Nickname: Hokies  
 Mascot: HokieBird  
 Colors: Chicago Maroon and Burnt Orange  
 Affiliation: NCAA Division I  
 Conference: Atlantic Coast (18th Season)

### COURT FACTS

Carilion Clinic Court at Cassell Coliseum  
 Normal Capacity: 8,925  
 Record in Arena: 629-205  
 Largest Crowd: 11,500 (vs. Purdue, Dec. 3, 1966)

### INFORMATION

2020-21 Record: 15-7  
 Home/Away/Neutral: 10-2/3-3/2-2  
 Conference Record: 9-4  
 Home/Away: 6-1/3-3  
 Conference Finish: 3rd  
 Conference Tournament: Lost in quarterfinals  
 Starters Returning/Lost: 3/2  
 Letterwinners Returning/Lost: 7/5  
 Newcomers: 6

Total seasons: 114  
 First season: 1908-09  
 All-Time Record: 1,502-1,246  
 All-Time ACC Record: 127-161  
 All-Time ACC Tournament Record: 10-17  
 ACC Championship Game Appearances: 0  
 NCAA Tournament Appearances (Last): 12 (2021)  
 All-Time NCAA Record: 8-12



## MEDIA INFORMATION

### CREDENTIALS

Outlets interested in obtaining credentials to cover Virginia Tech basketball home games must apply for credentials via: [media.hokiesports.com/credentials](http://media.hokiesports.com/credentials).

You may also email: [bcox90@vt.edu](mailto:bcox90@vt.edu).

All credentials for Virginia Tech home games this season will be issued on a single-game basis, and media seating is extremely limited.

### INTERVIEW POLICY

During ACC play, Mike Young conducts weekly media press conferences, via Zoom. To request the Zoom link for a particular week, please email Brian Cox ([bcox90@vt.edu](mailto:bcox90@vt.edu)).

**Gamedays:** Coach Mike Young and requested players will be available to the media following a 10-minute cooling off period after the game. For home games, interviews of Coach Young and players will be conducted in-person in the Cassell Coliseum media center.

**Non-Gamedays:** All coach and player interview requests need to be arranged through the Virginia Tech Creative Communications Office - contact Brian Cox (c. 540-250-0624; e. [bcox90@vt.edu](mailto:bcox90@vt.edu)). Players and coaches should not be contacted directly under any circumstances.



## 2021-22 VIRGINIA TECH NUMERICAL ROSTER

No.	Name	Cl.	Pos.	Ht.	Wt.	Hometown	Previous School
0	Hunter Cattoor	Jr.	G	6-3	200	Orlando, Fla.	Bishop Moore
1	David N'Guessan	So.	F	6-9	205	De Lier, The Netherlands	Mt. Zion Prep
3	Sean Pedulla	Fr.	G	6-1	190	Edmond, Okla.	Edmond Memorial
4	Nahiem Alleyne	Jr.	G	6-4	195	Buford, Ga.	Mountain View
5	Storm Murphy	Gr.	G	6-0	185	Middleton, Wis.	Wofford
10	Camden Johnson	Fr.	G	6-1	175	Waxhaw, N.C.	Metrolina Christian Academy
11	Jalen Haynes	Fr.	F	6-8	250	Ft. Lauderdale, Fla.	Montverde Academy
13	Darius Maddox	So.	G	6-5	185	Bowie, Md.	Oak Hill Academy
14	Ben Varga	Fr.	G	5-10	170	Louisville, Ky.	St. Xavier
15	Lynn Kidd	So.	C	6-10	240	Gainesville, Fla.	Clemson
21	John Ojiako	Jr.	C	6-10	245	Lagos, Nigeria	Admiral Farragut (Fla.)
22	Keve Aluma	r-Sr.	F	6-9	235	Berlin, Md.	Wofford
25	Justyn Mutts	Gr.	F	6-7	230	Millville, N.J.	Delaware

## COACHING & SUPPORT STAFF

**Head Coach:** Mike Young (Emory & Henry, 1986)  
**Record at VT:** 38-26 (3rd Year)  
**Overall Record:** 337-270 (20th Year)  
**Associate Head Coach:** Mike Jones (1st Year)  
**Assistant Coach:** Christian Webster (6th Year)  
**Assistant Coach:** Kevin Giltner (3rd Year)  
**Chief of Staff:** Stephanie Ballein (3rd Year)  
**Special Assistant for Recruiting:** Matt Olinger (3rd Year)  
**Director of Player Personnel:** Ryan Nadeu (4th Year)  
**Special Assistant to the Head Coach:** Ace Custis (3rd Year)  
**Strength & Conditioning:** David Jackson (14th Year)  
**Athletic Trainer:** Hisham Ziyout (3rd Year)

## PRONUNCIATION GUIDE

Hunter Cattoor	cuh-TOUR
David N'Guessan	GUH-sahn
Sean Pedulla	puh-DOOL-uh
Nahiem Alleyne	nah-HEEM ah-LEAN
Jalen Haynes	JAY-lin HAY-nes
Ben Varga	VAR-guh
John Ojiako	oh-GEE-ah-koh
Keve Aluma	kev-AYE ah-LOU-muh
Justyn Mutts	JUST-in

## ROSTER BY CLASS

Freshmen (4)	Sophomores (3)	Juniors (3)	Seniors (3)
Jalen Haynes	Lynn Kidd	Nahiem Alleyne	Keve Aluma*
Camden Johnson	Darius Maddox	Hunter Cattoor	Storm Murphy^
Sean Pedulla	David N'Guessan	John Ojiako	Justyn Mutts^
Ben Varga			

\* = Redshirt  
 ^ = Graduate Student

## SOCIAL



## BY THE NUMBERS

20

The 2021-22 season is the **20th** of Mike Young's head coaching career. He has logged a 337-270 (.555) career record as the head whistle.

4

The Hokies have advanced to the NCAA Tournament a program-record **four** straight times. Tech has now earned 12 NCAA bids in school history.

10

Virginia Tech ranks **No. 10** in the country in scoring defense, holding opponents to 56.7 points per game.

## NOTEWORTHY

### MUTTS NAMED CANDIDATE FOR SENIOR CLASS AWARD

- Virginia Tech's Justyn Mutts has been selected as a candidate for the 2021-22 Senior CLASS Award.
- An acronym for Celebrating Loyalty and Achievement for Staying in School®, the Senior CLASS Award recognizes seniors that have notable achievements in four areas of excellence: community, classroom, character and competition.
- Mutts was named one of 30 NCAA Division I men's basketball student-athletes in contention for the award.
- From the list of 30 candidates, a committee will select 10 finalists for the Senior CLASS Award in February. Those 10 names will then be placed on the official ballot for a nationwide vote. Fan balloting will be coupled with votes from coaches and media to determine the recipient of the award.

### SEVENTH HEAVEN

- Seven Hokies reached double figures in the scoring column against Cornell on Dec. 8. This is the first time that's occurred since Dec. 17, 2016 vs. The Citadel.

Player	Points
Keve Aluma	16
Darius Maddox	14
Nahiem Alleyne	13
Hunter Cattoor	11
Sean Pedulla	11
Justyn Mutts	10
David N'Guessan	10

### CAREER DAYS AGAINST THE BIG RED

- Darius Maddox and Sean Pedulla dialed up career highs in the scoring column against Cornell, contributing 14 and 11, respectively.
- David N'Guessan racked up a career-high nine boards.

### WHAT CAN YA DO?

- On Dec. 4, Wake Forest shot 63.5 percent (33-52) from the field, the highest mark by any Virginia Tech opponent since Dayton (63.6) on Nov. 26, 2019 in the Maui Invitational.
- It was the highest field-goal percentage by an ACC team in any game this season, and Tech became the first high-major program to allow an opponent to shoot 63.5 or higher (as of Dec. 4).

### WHATEVER IT TAKES

- Virginia Tech ranks eighth nationally on defense in non-steal turnover percentage (.135), per KenPom.com.
- Non-steal turnovers forced include travels, double-dribbles, offensive fouls or any time the ball is out of bounds without the defense directly forcing it.

### REBOUND, REBOUND, REBOUND!

- Against Memphis, Justyn Mutts (12) and Keve Aluma (11) combined for 23 of Tech's 33 rebounds. It was the first time Tech had two players record double-digit rebounds in the same game since Mutts and Aluma did so at Notre Dame on Jan. 27, 2021.

### DOUBLE-DOUBLE KEVE

- Keve Aluma recorded his first double-double of the season vs. Memphis - 14 points and 11 rebounds.
- The Berlin, Maryland native recorded the second double-double of the season in his homecoming game against the Terrapins on Dec. 1 - 17 points and 12 rebounds.
- He led all Hokies with six double-doubles during the 2020-21 campaign.
- Aluma has reached double-figure scoring in eight of Tech's 10 games and double-figure rebounding in two games.

### WHAT A START

- Tech won each of its first five games by an average of 28 points per game.
- Each game was decided by at least 20 points. The smallest margin of victory was at Navy (77-57). The largest margin of victory was vs. Maine in the season opener (82-47).
- The last time the Hokies won five games in a row, all by 20-or-more points, was in 1943-44. Between Jan. 26 and Feb. 12, 1944, Tech rattled off six-consecutive wins by 20-plus points against VMI (twice), Blackstone Army Airfield, Woodrow Wilson Hospital, William & Mary and Emory & Henry.

### MOMENTUM ON OUR SIDE

- With its third-place finish in the regular-season standings in 2020-21, Tech has finished in the top five of the ACC two of the last three seasons.
- Placing third tied for the highest ACC finish in school history as the Hokies tied for third in 2006-07 and 2009-10.
- If Tech can post a top-five ACC finish this

season, it would mark the third time in four years accomplishing that feat.

Season	Head Coach	Record (Conf.)	Finish
2018-19	Buzz Williams	26-9 (12-6)	5th
2019-20	Mike Young	16-16 (7-13)	T10th
2020-21	Mike Young	15-7 (9-4)	3rd
2021-22	Mike Young	7-3 (0-1)	-

- The Hokies charted five top-five ACC finishes in seven years from 2004-05 to 2011-12.

### YOU GET A BUCKET, YOU GET A BUCKET, EVERYBODY GETS A BUCKET

- Eight players scored a 3-point field goal vs. Merrimack. The last time that occurred was against Coppin State on Dec. 19, 2020.
- With late threes from walk-ons Camden Johnson and Ben Varga, each member of the Hokies' squad has scored a point this season. Keve Aluma leads the way for Tech with 144 points.

### BENCH PRODUCTION

- A big question mark entering the 2021-22 season was the impact Tech's bench would have.
- Through 10 games, the Hokies' reserves are averaging 18.8 points per game.
- Tech has gone over the 30-point threshold three times, with a season-high 36 points coming against Maine and Cornell.
- Per KenPom, the Hokies rank 307th in bench players contributing minutes (.243). With the starting five that Mike Young has rolled with through the first 10 games, each player is averaging at least 27.4 minutes per game.

### ALUMA & MUTTS LEADING THE WAY

- Keve Aluma and Justyn Mutts have seen an uptick in their production over the last three games.
- Below is a comparison between the two Tech standouts.

Aluma	Stat	Mutts
18.7	Points Per Game	13.7
22-39	FG	16-26
.564	FG Percentage	.615
5-12	3FG	3-6
.417	3FG Percentage	.500
7-10	FT	6-8
.700	FT Percentage	.750
8.7	Rebounds Per Game	5.0
2.7	Assists Per Game	3.0
31.2	Minutes Per Game	26.4

## DEGREES ON DEGREES

- Storm Murphy and Justyn Mutts are both in grad school at Virginia Tech.
- Murphy graduated from Wofford with a finance degree in May 2021 and is currently pursuing a graduate degree in leadership studies within the Agricultural and Life Sciences program at Virginia Tech.
- Mutts graduated with a psychology degree from Delaware and completed his master's degree at Tech in agricultural and life sciences with a concentration in education in May 2021. He's currently pursuing his second master's degree in educational psychology.
- Keve Aluma earned his first undergraduate degree in human development from Virginia Tech in May 2021 and is currently working on his second undergraduate degree in sociology.

## PUT THE CLAMPS ON 'EM

- Through the first five games of the season, the Hokies held each of their opponents below 60 points. Their 56.7 scoring defense average ranks second in the ACC and 10th nationally.

Rank	School	Games Played	Points Allowed	Average
1	Virginia	10	558	55.8
2	Virginia Tech	10	567	56.7
3	Boston College	9	538	59.8
4	Clemson	9	586	65.1
5	Louisville	8	521	65.1

- The last time Tech opened the season holding its first five opponents below 60 points was the 1946-47 season. That season, the Hokies held their first 18 opponents below the 60-point threshold.
- In addition to their scoring defense, the Hokies rank fourth in the ACC in field-goal percentage defense (.400).
- Tech held its first six opponents of the season below 40 percent shooting before Xavier shot 47.8 percent against the Hokies on Nov. 26.

## OWNING THE ARC

- The 3-point line has been under new management 10 games into the 2021-22 season. Tech has owned both sides of the arc, ranking first in 3FG% defense (.243) and third in 3FG% (.405) among ACC programs. The Hokies are also first in 3-pointers made per game (8.9).

## WINNING THE TURNOVER BATTLE

- Through 10 games this season, Tech has won the turnover battle nine times.
- The lone game where the Hokies failed to win the turnover battle was against Wake Forest on Dec. 4.
- The Hokies rank fifth in the ACC and 29th nationally in turnovers per game (10.5).

## TECH SIGNS NO. 26 CLASS IN THE COUNTRY

- Coach Young announced the signing of three standout recruits during the early signing period, which began on Nov. 10. The Hokies are set to welcome MJ Collins (Rock Hill, S.C.), Patrick Wessler (Matthews, N.C.) and Rodney Rice (Clinton, Md.) to Blacksburg next summer as part of Tech's 26th-ranked recruiting class according to 247Sports.



## STANDINGS

TEAM	OVERALL	ACC	PCT
1. Wake Forest	8-1	1-0	.889
2. Louisville	6-2	1-0	.750
North Carolina	6-2	1-0	.750
4. Miami	7-3	1-0	.700
5. Boston College	6-3	1-0	.667
6. Virginia	6-4	1-0	.600
7. Syracuse	5-4	1-0	.556
8. Duke	7-1	0-0	.875
9. NC State	6-2	0-1	.750
10. <b>Virginia Tech</b>	<b>7-3</b>	<b>0-1</b>	<b>.700</b>
11. Florida State	5-3	0-1	.625
Georgia Tech	5-3	0-1	.625
13. Clemson	5-4	0-1	.556
14. Notre Dame	3-4	0-1	.429
15. Pitt	2-6	0-1	.250

## PREDICTED ORDER OF FINISH

TEAM (FIRST-PLACE VOTES)	POINTS
1. Duke (47)	1132
2. Florida State (14)	1034
3. North Carolina (5)	1001
4. Virginia (9)	949
5. <b>Virginia Tech (5)</b>	<b>857</b>
6. Louisville (1)	791
7. Syracuse	781
8. Notre Dame	599
9. NC State	555
10. Georgia Tech	524
11. Clemson	430
12. Miami	428
13. Wake Forest	274
14. Pitt	253
15. Boston College	112

## PRESEASON ALL-ACC TEAM

### First Team

Buddy Boenheim, Syracuse  
**Keve Aluma, Virginia Tech**  
 Paolo Banchemo, Duke  
 Armando Bacot, North Carolina  
 Isaiah Wong, Miami (Fla.)

### Second Team

Michael Devoe, Georgia Tech  
 Kihei Clark, Virginia  
 Prentiss Hubb, Notre Dame  
 Mark Williams, Duke  
 Wendell Moore Jr., Duke  
 Malik Williams, Louisville  
 Caleb Love, North Carolina

## PRESEASON ACC PLAYER OF THE YEAR

Paolo Banchemo, Duke

## PRESEASON ACC FRESHMAN OF THE YEAR

Paolo Banchemo, Duke



## REUNITED IN BLACKSBURG

- Keve Aluma, Storm Murphy and Coach Young spent two seasons (2017-19) together at Wofford, highlighted by their 2018-19 season that included a first-round win (84-68) over Seton Hall in the 2019 NCAA Tournament.
- Upon Aluma's and Young's departure from Wofford, Murphy stuck around in Spartanburg, South Carolina, guiding the Terriers to a 34-25 record.
- While together at Wofford, the trio combined for a 51-18 (.739) mark.

## WHO IS THIS GUY?

- Keve Aluma only attempted one 3-pointer in his two seasons at Wofford. In Coach Young's words, "it wasn't even close."
- Fast forward two seasons and Aluma has become a post player with range from beyond the arc. He attempted 57 threes in his Hokie debut in 2020-21, knocking down 20 of them for a 35.1 percent clip.
- After going 2-16 through Tech's first eight games this season, Aluma knocked down four of his seven attempts from long range vs. Wake Forest.

## JUSTYN TIME

- Coach Young has gone on record saying, "Justyn Mutts was probably the key to our year last year."
- The Delaware transfer was the Hokies' fourth-leading scorer from last season (9.5) and second-leading rebounder (6.4).
- From Dec. 29, 2020 through the end of the season, Mutts scored at least nine points in 11 of Tech's 14 games. The Millville, New Jersey native twice broke the 20-point plateau - at Miami (Fla.) (22) and vs. North Carolina (24) - during that stretch.

## LOGGING THE MINUTES

- Storm Murphy logged 3,723 minutes in his career entering this season, which is the 16th-most of anyone in the country returning for 2021-22.
- He ranked ninth in that category among point guards.

Rk	Name	School	Minutes
1	Jacob Gilyard	Richmond	4,372
2	Jordan Bohannon	Iowa	4,304
3	Jahlil Jenkins	Stony Brook	4,287
4	Marreon Jackson	Arizona State	4,158
5	Jarrold West	Louisville	4,096
6	Holland Woods	Grand Canyon	3,973
7	Pinky Wiley	Hampton	3,917
8	Kevin Johnson	UIC	3,793
9	Storm Murphy	Virginia Tech	3,723
10	Geo Baker	Rutgers	3,686

## GOOD THINGS COME IN THREES

- Tech has three fifth-year seniors on its roster in Keve Aluma, Storm Murphy and Justyn Mutts.

- They have combined for 8,866 minutes played, 329 games played and 3,072 points scored.

## ALUMA-NATING

- After sitting out the 2019-20 season due to NCAA transfer policy, Keve Aluma bursted onto the scene in Blacksburg.
- He has steadily expanded his game to the point where he led the Hokies in multiple categories last season.

Stat	Total	Team Rank
Games Started	22	T1st
Field Goals Made	118	1st
Free Throws Made	78	1st
Points	334	1st
Rebounds	174	1st
Blocks	29	1st
Minutes	674	1st

## IT'S IN THE NAME

- Storm Murphy's first name comes from his Mom's maiden name - Storm, in addition to being born in January during a snowstorm in Wisconsin.

## TRACKING THE TREY

- Coach Young's last four teams at Wofford all finished inside the top 10, nationally, in 3-point field-goal percentage.
- With the addition of Storm Murphy, Tech will look to make a big jump in this category in 2021-22.

Season	School	3FG%	Rank
2021-22	Virginia Tech	40.5	10th
2020-21	Virginia Tech	35.4	95th
2019-20	Virginia Tech	35.2	81st
2018-19	Wofford	41.4	2nd
2017-18	Wofford	41.3	5th
2016-17	Wofford	40.3	7th
2015-16	Wofford	40.8	8th

## BOLD PREDICTION

- During the Oct. 26 airing of "Nothing But Net," basketball analyst Luke Hancock picked Virginia Tech as his bold prediction to win the ACC regular season championship.
- Hancock cited bringing back a ton of veterans, including Keve Aluma, who he believes will make a run at ACC Player of the Year.

## MUTTS APPROACHING 1K POINTS

- Graduate student Justyn Mutts is nearing the 1,000-point milestone. Mutts has tallied 880 career points along stops at High Point, Delaware and now, Virginia Tech.
- He manufactured an impressive 401 points in his redshirt-sophomore season at Delaware before transferring to Blacksburg.

## CAUSE CHAOS

- Virginia Tech has caused at least 15 turnovers in five games this season.
- In nine of their 10 games, the Hokies have forced 10-plus turnovers.



The 2021-22 season marks the 20th for Mike Young as a head coach.

## SPECIALTY STAT TRACKER

Opponent	Off TOs	Paint	2nd Chance	FB	Bench
Maine	22	42	8	2	36
at Navy	19	36	9	6	10
Radford	12	26	6	1	18
St. Francis (Pa.)	10	40	17	7	34
Merrimack	16	24	10	4	23
vs. Memphis	3	20	7	9	5
vs. Xavier	21	24	3	4	10
at Maryland	12	20	15	3	9
Wake Forest	10	28	6	4	7
Cornell	18	40	13	7	36
at Dayton					
vs. St. Bonaventure					
at Duke					
at North Carolina					
Pittsburgh					
NC State					
at Virginia					
Notre Dame					
at NC State					
at Boston College					
Miami					
at Florida State					
Georgia Tech					
at Pittsburgh					
Syracuse					
Virginia					
North Carolina					
at Georgia Tech					
at Miami					
Louisville					
at Clemson					
ACC Tournament					

Total +/-	+50	+30	+32	-1	-1
Season Highs	22	42	17	9	36

## FAST BREAK

Tech has registered **two** wins over Top-5 programs under head coach Mike Young - most recently an 81-73 win over No. 3 Villanova on Nov. 28, 2020.



## THIS IS HOME

- Shout-out to David Cunningham of Tech Sideline for the below excerpt from an interview he had with Justyn Mutts.



## CHALLENGING NONCON

- Coach Young's nonconference scheduling philosophy is quite different from his predecessor - one in which should provide plenty of Quadrant 1 and Quadrant 2 opportunities for the NCAA Tournament resume.
- The Hokies have the potential to play up to six Quadrant 1 or 2 games in their nonconference slate, highlighted by games vs. Memphis, vs. Xavier, at Maryland and vs. St. Bonaventure.
- It's important to note, Tech secured two Quadrant 1 wins all of last season (vs. Villanova and vs. Virginia).
- Six of the Hokies' 11 nonconference games will be played either on the road or at neutral sites.
- Three of Tech's nonconference opponents appeared in the AP preseason poll: No. 12 Memphis, No. 21 Maryland and No. 23 St. Bonaventure.

## HOKIES IN PRIMETIME

- If you're a night owl, then the Hokies' 2021-22 schedule will be right up your ally.
- Tech is set to appear in at least 10 games this season with an official start time of 8 p.m. or later. Seven of those games will tip at 9 p.m. or later.

## PROGRAM WIN NO. 1,500

- Virginia Tech earned its 1,500th program win Nov. 21 vs. Merrimack, becoming the 90th men's basketball program in Division I history to achieve the mark.
- Tech joined ACC counterparts North Carolina, Duke, Syracuse, Notre Dame, NC State, Louisville, Virginia, Pitt and Wake Forest as the 10 conference programs that have reached the milestone.

## GET USED TO IT

- Sunday's game at Dayton is the first of four straight Tech games to be televised on ESPN2.

## NATIONAL POLLS

### ASSOCIATED PRESS POLL

Updated: Dec. 6

Rank	School	Record	Points
1	Purdue (61)	8-0	1525
2	Baylor	8-0	1421
3	Duke	7-1	1390
4	UCLA	8-1	1293
5	Gonzaga	7-2	1240
6	Villanova	6-2	1175
7	Texas	6-1	1101
8	Kansas	6-1	1068
9	Alabama	7-1	1029
10	Kentucky	6-1	972
11	Arizona	7-0	919
12	Arkansas	8-0	905
13	Tennessee	6-1	762
14	Houston	7-1	686
15	UConn	8-1	527
16	USC	8-0	510
17	Iowa State	8-0	499
18	Auburn	7-1	419
19	Michigan State	7-2	405
20	Florida	6-1	386
21	Ohio State	6-2	370
22	Wisconsin	7-1	338
23	Seton Hall	7-1	177
24	BYU	7-1	157
25	LSU	8-0	135

**Receiving Votes:** Colorado State 90, Xavier 78, Illinois 71, North Carolina 55, St. Bonaventure 37, Oklahoma 29, Memphis 14, Iowa 12, Michigan 11, San Francisco 10, Loyola Chicago 4, Indiana 3, Texas Tech 2

**Dropped from Rankings:** Memphis 18, Michigan 24

### USA TODAY COACHES' POLL

Updated: Dec. 6

Rank	School	Record	Points
1	Purdue (29)	8-0	797
2	Baylor (3)	8-0	751
3	Duke	7-1	703
4	UCLA	8-1	648
5	Gonzaga	7-2	636
6	Villanova	6-2	588
7	Kansas	6-1	582
8	Arizona	7-0	545
9	Alabama	7-1	500
10	Arkansas	8-0	498
11	Texas	6-1	492
12	Kentucky	6-1	486
13	Houston	7-1	352
14	Tennessee	6-1	328
15	USC	8-0	315
16	Florida	6-1	261
17	Wisconsin	7-1	248
18	UConn	8-1	245
19	Iowa State	8-0	234
20	Michigan State	7-2	204
21	Auburn	7-1	199
22	Ohio State	6-2	158
23	BYU	7-1	121
24	LSU	8-0	94
25	Seton Hall	7-1	84

**Receiving Votes:** Colorado State 79, Illinois 41, St. Bonaventure 34, Texas Tech 29, Xavier 24, San Francisco 21, Michigan 18, Memphis 15, Providence 13, Iowa 13, North Carolina 12, Indiana 10, Oklahoma 7, Minnesota 7, Weber State 3, Wake Forest 2, Utah Valley 1, Wyoming 1, Loyola Chicago 1

**Dropped from Rankings:** Memphis 19, Michigan 24, St. Bonaventure 25

### TRACKING TECH

	AP	Coaches
Preseason	RV	RV
11/15	RV	-
11/22	RV	RV
11/29	RV	-
12/6	-	-
12/13	-	-
12/20	-	-
12/27	-	-
1/3	-	-
1/10	-	-
1/17	-	-
1/24	-	-
1/31	-	-
2/7	-	-
2/14	-	-
2/21	-	-
2/28	-	-
3/7	-	-
3/14	-	-
Final	-	-

#### Ratings Tracker (through Dec. 8)

ESPN.com BPI	21
KenPom.com	31
NCAA NET Rankings	34
Sagarin	31

#### Virginia Tech's "Best" NET Wins:

51 - Navy



**NOTEWORTHY**

**STORM WARNING**

- Grad student Storm Murphy takes over the reins at point guard following the graduation of Wabissa Bede.
- The Wofford transfer averaged 17.8 points, 3.3 rebounds and 4.3 assists last season. He was one of only 11 players to average that stat line or better nationally.
- Murphy tallied double figures in 21 of 24 contests, including 10 20-point performances, and dished over five assists on eight occasions.
- He concluded his Wofford career with 1,315 points to finish 24th on the program's all-time scoring list.
- The First-Team All-SoCon selection will provide a scoring threat from outside, as he shot 40 percent from three last season.
- Murphy knocked down 70 3-pointers a year ago. In comparison, Bede connected on 12 with a 24.5 percent clip.

**DANCIN' IN YEAR TWO**

- In previous seasons in Virginia Tech history, the fastest head coach to make the NCAA Tournament was in Year Three. Those Hokies were Howie Shannon, Charlie Moir and Buzz Williams.
- Therefore, with Mike Young doing so in Year Two, he became the fastest Tech coach to make The Dance.

**HOKIE CENSUS**

- Tech has 13 players on the squad who represent eight states and two international countries (Netherlands, Nigeria).
- Florida leads the way with three players – Hunter Cattoor, Lynn Kidd and Jalen Haynes – while Maryland has two players – Keve Aluma and Darius Maddox.

**BOUNCEBACK MENTALITY**

- Tech doesn't lose back-to-back games as it did against Memphis and Xavier, often.
- Young and the Hokies were 5-1 last season after a loss with their lone back-to-back losing skid coming at the end of the season to North Carolina in the ACC Tournament and Florida in the NCAA Tournament.
- In 2019-20, Young had five wins following a loss.

**50 SPOT**

- Tech shot over 50 percent in a game five times during the 2020-21 season - going 5-0.
- Since Young got to Blacksburg, the Hokies are 14-1 in contests shooting 50 percent or greater, with the lone loss coming to BYU on Nov. 27, 2019 in the fifth-place game of the Maui Jim Maui Invitational.
- Over the last decade (2010-11 season to present), Tech is 85-12 when shooting 50 percent or better.

**LEADING AT THE BREAK**

- Over the last two seasons, Tech is 19-2 when leading at halftime, with the two losses coming against North Carolina and Florida to end the 2020-21 season.
- The Hokies are 32-6 in the Mike Young era when up at half.

**GREEN-LIGHTED FROM THREE**

- With the potential lineup of Storm Murphy, Hunter Cattoor, Nahiem Alleyne, Justyn Mutts and Keve Aluma, all five of those players have the green light from distance.
- The last team Coach Young had with this type of threat from deep was his 2018-19 Wofford squad, which ranked second nationally in 3-point accuracy (41.4). The Terriers finished 30-5 that season, including

an unbeaten mark in SoCon action, and reached the second round of the 2019 NCAA Tournament.

**RANKED WINS BECOMIN' COMMON**

- Tech had four ranked wins last season, tying the most-ever in school history (set 2017-18).

**REACH OUR POTENTIAL**

- When asked how he'd define success for this season, Coach Young expressed he wanted the Hokies to reach their potential.
- "That will be a real success for me," he said, "And I'll get back to the mountains of North Carolina this spring and fish with a big smile on my face."

**ACC POY CONVERSATION**


- Keve Aluma is undoubtedly in the conversation for ACC Player of the Year heading into the 2021-22 season.
- The 6-foot-9 forward was a Second-Team All-ACC pick last season, four points behind Virginia's Sam Hauser for the final spot on the first team.
- With the entire All-ACC first team gone, Aluma is the leading returning point getter from the all-conference voting a year ago.

Finish	Player	School
6th	Keve Aluma	Virginia Tech
12th	Isaiah Wong	Miami
14th	Prentiss Hubb	Notre Dame
15th	Armando Bacot	North Carolina

**PREGAME VIBES**

- Curious what Mike Young may listen to in the locker room pregame? During the Dec. 7 airing of Packer and Durham, Young pointed out he and David Jackson (Tech's strength and conditioning coach) listen to Pearl Jam, Bruce Springsteen and Rolling Stones prior to the team returning to the locker room.





CASSELL COLISEUM - RENDERING OF PROPOSED \$75 MILLION-PLUS RENOVATION OF VIRGINIA TECH'S HOME VENUE

**REACH FOR EXCELLENCE**


- Virginia Tech announced on April 20, 2021 a \$400 million fundraising campaign to propel Hokie sports to the forefront of the Atlantic Coast Conference, prepare generations of student-athletes for success in life, and raise the university's profile nationwide.
- The campaign will leverage the momentum of recent successes on the field and in fundraising, such as adding about 10,000 more Hokie Club members in the past five years and opening the Student-Athlete Performance Center, thanks to a record gift. Still, leaders acknowledged that the athletics enterprise needs an infusion of revenue in order to compete at the top of the ACC.
- The budget increase will support athletics in three primary areas: facilities, coaching, and the student-athlete experience.



- The Reach for Excellence campaign has five main pillars, which are:
  - A football enhancement fund to build a program that consistently competes at the top of the ACC, by allotting \$30 million over time for recruiting, assistant coaches' salaries, quality-control coaches, player development, and capital needs.
  - Renovations to improve Cassell Coliseum, with at least \$50 million to be raised privately.
  - The Drive for 25 initiative to increase Hokie Club membership to 25,000 and raise \$20 million annually for student-

athlete scholarships.

- Striving for comprehensive excellence for all sports by providing operating expenses, facility improvements, nutritional and strength and conditioning programs, and more.
- Increasing the number of student-athlete scholarship endowments to expand capacity to support students and broaden reach in recruiting.
- When it's filled with nearly 10,000 fans cheering the Hokies to victory in the last seconds of a basketball game, Cassell Coliseum is an amazing sight. But when it's empty, the home of Virginia Tech basketball, volleyball, and wrestling shows its age. Built in the early 1960s, the Coliseum is due for an extensive renovation.
- Plans call for a completely redesigned experience, including:
  - A new glass entrance along Washington Street
  - Extended concourse areas along both sides to allow fans easier access to different sections of the coliseum
  - The addition of high-end premium seating areas, including club seating and luxury suites on both sides
- This much-needed \$75 million-plus project, helped by at least \$50 million in private support, would create one of the best home venues in the ACC.



**“HOKIE TRACKS”**



**COMMENTS THAT LEFT AN IMPRESSION**

“This team isn't getting the same amount of attention as other teams in the ACC, but it's likely going to start three fifth-year seniors and two juniors. That type of experience can't be understated.”

- **Jon Rothstein, College Hoops Today**

“Keep an eye baby on the Hokies.”

- **Dick Vitale, ESPN**

“Just so good to have him here. He affects a lot of things. He affects the energy of practice, he affects the winning culture and he's been a part of a lot of winning. I've so thoroughly enjoyed coaching him for his first two years. He's a star. You'll see him coming here in a second and he'll look like your paper boy [...].”

- **Mike Young on Storm Murphy**

“He has as high a basketball IQ as I've been around in 36 years. He's a dynamic athlete. He came to us as a good basketball player, but he's grown by leaps and bounds through his game, his ability to shoot, his ability to make plays off the bounce. [...] Justyn Mutts was probably the key to our year last year. As good as Keve was, as good as Wabissa Bede was. Justyn Mutts is a difference maker.”

- **Mike Young on Justyn Mutts**

## 2021-22 RANKING SUMMARY

Statistic	National Conference		Value National Leader	Value Conference Leader	Value
	Rank	Rank			
3-pt Field Goal Attempts (350 ranked)	104	1	220 Coppin St.	368 Virginia Tech	220
Assist Turnover Ratio (350 ranked)	53	2	1.33 Duke	2.07 Duke	2.07
Assists Per Game (350 ranked)	139	7	14.0 Arizona	23.0 Duke	17.6
Blocked Shots Per Game (350 ranked)	197	10	3.0 Memphis	8.2 NC State	5.2
Defensive Rebounds per Game (350 ranked)	202	12	25.50 Indiana	31.67 North Carolina	30.12
Fewest Fouls (350 ranked)	137	12	139 Stetson	82 Notre Dame	105
Fewest Turnovers (350 ranked)	98	8	105 New Hampshire	54 Duke	68
Field-Goal Percentage (350 ranked)	96	7	46.2 Colorado St.	53.6 Wake Forest	50.0
Field-Goal Percentage Defense (350 ranked)	84	4	40.0 LSU	33.1 Louisville	38.7
Free Throw Attempts (350 ranked)	262	12	131 Saint Louis	249 NC State	224
Free Throws Made (350 ranked)	245	11	95 Saint Louis	188 NC State	161
Free-Throw Percentage (350 ranked)	107	5	72.5 Kent St.	83.5 Syracuse	76.5
Offensive Rebounds Per Game (350 ranked)	258	12	8.90 Kentucky	16.75 NC State	12.89
Personal Fouls Per Game (350 ranked)	31	2	13.9 UNI	12.4 Virginia	13.8
Rebound Margin (350 ranked)	146	8	2.9 Kentucky	19.0 North Carolina	8.0
Scoring Defense (350 ranked)	10	2	56.7 UC Irvine	53.2 Virginia	55.8
Scoring Margin (350 ranked)	44	2	14.9 Arizona	32.1 Duke	17.8
Scoring Offense (350 ranked)	194	10	71.6 Arizona	91.6 Duke	83.1
Steals Per Game (350 ranked)	311	12	5.2 UAB	12.9 Florida St.	10.2
Three Pt FG Defense (350 ranked)	1	1	24.3 Virginia Tech	24.3 Virginia Tech	24.3
Three-Point Field Goals Per Game (350 ranked)	69	1	8.9 Oral Roberts	13.4 Virginia Tech	8.9
Three-Point Field-Goal Percentage (350 ranked)	10	3	40.5 South Dakota St.	44.5 North Carolina	43.3
Total 3-point FGM (349 ranked)	39	1	89 VMI	132 Virginia Tech	89
Total Assists (350 ranked)	71	2	140 Cornell	216 Duke	141
Total Blocks (350 ranked)	155	10	30 Rhode Island	72 Virginia	50
Total Rebounds (350 ranked)	123	2	344 Brown	443 NC State	360
Total Rebounds Per Game (350 ranked)	249	13	34.40 Kentucky	45.88 Louisville	41.75
Total Steals (350 ranked)	254	11	52 UAB	116 Florida St.	82
Turnover Margin (343 ranked)	59	4	3.5 Abilene Christian	11.6 Duke	6.4
Turnovers Forced (350 ranked)	142	5	14.00 Abilene Christian	24.14 Florida St.	17.50
Turnovers Per Game (350 ranked)	29	5	10.5 New Hampshire	7.7 Duke	8.5
Won-Lost Percentage (348 ranked)	99	6	70.0 8 teams tied	100.0 Wake Forest	88.9

## GAMES STARTED

	Streak	21-22	Career	ACC
Hunter Cattoor	10	10	15	4
David N'Guessan	-	-	-	-
Sean Pedulla	-	-	-	-
Nahiem Alleyne	30	10	58	29
Storm Murphy	93*	10	130	1
Camden Johnson	-	-	-	-
Jalen Haynes	-	-	-	-
Darius Maddox	-	-	-	-
Ben Varga	-	-	-	-
Lynn Kidd	-	-	-	-
John Ojiako	-	-	2	2
Keve Aluma	40^	10	68	14
Justyn Mutts	31	10	81	14

\* 83 games at Wofford  
^ 8 games at Wofford



## NON-CONFERENCE BREAKDOWN

Team	NET	Result
Maine	358	W, 82-47
at Navy	51	W, 77-57
Radford	249	W, 65-39
St. Francis (Pa.)	200	W, 85-55
Merrimack	243	W, 72-43
vs. #9/10 Memphis	65	L, 69-61
vs. #25/RV Xavier	30	L, 59-58
at Maryland	155	W, 62-58
Cornell	99	W, 93-60
at Dayton	95	
vs. St. Bonaventure		

Tech will play at least three times at Barclays Center this season.



Keve Aluma has notched a team-best eight double-doubles over the last two seasons.

## SEASON BREAKDOWN

### TECH'S RECORD WHEN...

	2021-22
Overall	7-3
ACC	0-1
At home	5-1
On the road	2-0
At neutral sites	0-2
After a win	4-2
After a loss	2-1
In overtime	0-0
vs. ranked opponents	0-2
Winning the opening tip	7-0
Losing the opening tip	0-3
Decided by 1-4 points or OT	1-1
Decided by 5-10 points	0-1
Decided by 11-20 points	1-1
Decided by 21+ points	5-0
Leading at half	7-0
Tied at half	0-0
Trailing at half	0-3
VT shoots 50% or better	5-0
VT shoots 40-49.9%	1-2
VT shoots less than 40%	1-1
VT out-shoots opponent	6-0
Opp. out-shoots VT	1-3
Opp. shoots 40% or better	1-2
Opp. shoots less than 40%	6-1
VT out-rebounds opponent	5-0
Opp. out-rebounds VT	2-3
Rebounds are tied	0-0
VT has more FT attempts	5-2
Opp. has more FT attempts	1-1
VT makes more 3-pointers	7-2
Opp. makes more 3-pointers	0-1
VT wins turnover battle	7-2
Opp. wins turnover battle	0-1
Turnovers are tied	0-0
VT scores 100+	0-0
VT scores 90-99 points	1-0
VT scores 80-89 points	2-0
VT scores 70-79 points	2-0
VT scores 60-69 points	2-2
VT scores 50-59 points	0-1
VT scores < 50 points	0-0
Opp. scores > 99 points	0-0
Opp. scores 90-99 points	0-0
Opp. scores 80-89 points	0-1
Opp. scores 70-79 points	0-0
Opp. scores 60-69 points	1-1
Opp. scores 50-59 points	3-1
Opp. scores < 50 points	3-0
Playing on Monday	1-0
Playing on Tuesday	1-0
Playing on Wednesday	2-1
Playing on Thursday	1-0
Playing on Friday	1-1
Playing on Saturday	0-1
Playing on Sunday	1-0
In November	5-2
In December	2-1
In January	0-0
In February	0-0
In March	0-0
Playing during the day	1-1
Playing at night	6-2
Wearing White	3-1
Wearing Maroon	2-0
Wearing Orange	1-1
Wearing Gray	1-1

### STARTING LINEUPS

W/L

7-3      Murphy, Cattoor, Alleyne, Mutts, Aluma

#### Margin of Victory/Defeat

	1	2	3	4	5	6	7	8	9	10	11-19	20+
Wins	-	-	-	1	-	-	-	-	-	-	-	6
Losses	1	-	-	-	-	-	-	1	-	-	1	-

#### Most First Half Points

Virginia Tech 47  
Opponents 38

#### Most Second Half Points

Virginia Tech 51 vs. St. Francis (11/18/21)  
Opponents 42 vs. Wake Forest (12/4/21)

#### Fewest First Half Points

Virginia Tech 25 vs. Radford (11/15/21)  
Opponents 18 (2x) vs. Merrimack (11/21/21)

#### Fewest Second Half Points

Virginia Tech 27 vs. Wake Forest (12/4/21)  
Opponents 21 vs. Radford (11/15/21)

#### Largest Halftime Lead

Virginia Tech 24 vs. Maine (11/9/21)  
Opponents 8 vs. Xavier (11/26/21)

#### Largest Margin of Victory

Virginia Tech 35 vs. Maine (11/9/21)  
Opponents 19 vs. Wake Forest (11/24/21)

### MISCELLANEOUS

#### How 1st Points Were Scored

Layup 2  
3FG 6  
Jumper 2  
Dunk -  
Free-Throw -  
Tip-in -

#### Rebounds Leader

Nahiem Alleyne 1  
Keve Aluma 2  
Hunter Cattoor 2  
Justyn Mutts 5  
David N'Guessan 2

#### Blocks Leader

Keve Aluma 5  
Darius Maddox 1  
Justyn Mutts 2  
David N'Guessan 4  
John Ojiako 1

#### 15+ Rebounds

-

#### 20+ Rebounds

-

#### 5+ Assists

Keve Aluma 1  
Hunter Cattoor 1  
Justyn Mutts 2

#### 10+ Assists

-

#### 5+ Steals

-

#### 5+ Blocks

-

#### Double-Doubles

Keve Aluma 2

#### Scored VT's 1st Points

Nahiem Alleyne 3  
Keve Aluma 2  
Hunter Cattoor 3  
Justyn Mutts 2

#### Assists Leader

Nahiem Alleyne 3  
Keve Aluma 1  
Hunter Cattoor 2  
Storm Murphy 4  
Justyn Mutts 3

#### 10+ Points

Nahiem Alleyne 6  
Keve Aluma 8  
Hunter Cattoor 4  
Darius Maddox 2  
Storm Murphy 3  
Justyn Mutts 5  
David N'Guessan 2  
Sean Pedulla 1

#### 20+ Points

Nahiem Alleyne 1  
Keve Aluma 2

#### 30+ Points

-

#### 10+ Rebounds

Keve Aluma 2  
Justyn Mutts 2

#### First Off VT Bench

Darius Maddox 7  
David N'Guessan 8  
John Ojiako 5  
Sean Pedulla 4

#### Steals Leader

Nahiem Alleyne 1  
Keve Aluma 1  
Hunter Cattoor 6  
Darius Maddox 2  
Storm Murphy 1  
Justyn Mutts 5

#### Points Leader

Nahiem Alleyne 3  
Keve Aluma 5  
Storm Murphy 2  
Justyn Mutts 1  
David N'Guessan 1

#### Assists Leader

David N'Guessan 2  
Sean Pedulla 2


THE LAST TIME

LAST TIME VIRGINIA TECH...

Scored 100+ points and won	100-64, vs. Delaware State, 11/20/19
Scored 100+ points and lost	100-104 (2OT), vs. Maryland, 2/27/10
Played in OT	70-75 (OT), vs. Florida, 3/19/21
Played in consecutive OTs	82-77 (OT), vs. UAB, 11/28/15; 79-81 (OT), vs. Northwestern, 12/1/15
Played in 2OT	79-77 (2OT), vs. North Carolina, 1/22/20
Played in 3OT	95-102 (3OT), vs. Miami (Fla.), 1/19/20
Scored 100+ points	100-64, vs. Delaware State, 11/20/19
Scored 90-99 points	93-60, vs. Cornell, 12/8/21
Scored 80-89 points	85-55, vs. Saint Francis (Pa.), 11/18/21
Scored 70-79 points	72-43, vs. Merrimack, 11/21/21
Scored 60-69 points	61-80, vs. Wake Forest, 12/4/21
Scored 50-59 points	58-59, vs. No. 25/RV Xavier, 11/26/21
Scored 40-49 points	47-24, at No. 23/22 NC State, 2/2/19
Scored 30-39 points	39-65, at No. 19/19 Virginia, 1/4/20
Scored 20-29 points	27-40, at McGuire Hospital, 2/2/46
Scored 10-19 points	16-45, at Virginia, 1/30/39
Scored less than 10 points	9-29, vs. North Carolina, 1/12/35
Allowed 100+ points	95-102 (3OT), vs. Miami (Fla.), 1/19/20
Allowed 90-99 points	77-90, vs. BYU, 11/27/19
Allowed 80-89 points	61-80, vs. Wake Forest, 12/4/21
Allowed 70-79 points	70-75 (OT), vs. Florida, 3/19/21
Allowed 60-69 points	93-60, vs. Cornell, 12/8/21
Allowed 50-59 points	62-58, at Maryland, 12/1/21
Allowed 40-49 points	72-43, vs. Merrimack, 11/21/21
Allowed 30-39 points	65-39, vs. Radford, 11/15/21
Allowed 20-29 points	47-24, at No. 23/22 NC State, 2/2/19
Allowed 10-19 points	60-19, vs. Lynchburg, 1/9/46
Allowed less than 10 points	28-9, vs. Hampden-Sydney, 1/17/23
Scored at least 60 points in a half	66, 2nd Half, vs. The Citadel, 11/12/17
Largest margin of victory	83 points, vs. Randolph-Macon (87-4), 1/10/1911
Largest margin of victory in ACC	38 points, vs. Wake Forest (84-46), 2/27/21
Defeated a ranked opponent on the road	47-24, at No. 23/22 NC State, 2/2/19
Defeated a ranked opponent at home	65-51, vs. No. 8/8 Virginia, 1/30/21
Defeated a ranked opponent on a neutral court	81-73 (OT), vs. No. 3/3 Villanova, 11/28/20
Defeated a defending national champion	65-51, vs. No. 8/8 Virginia, 1/30/21
Held opponent without a double-figure scorer	65-39, vs. Radford, 11/15/21
Failed to have a double-figure scorer	41-57, vs. Temple, 2/25/96
Had 6 or more players score in double figures	vs. Cornell, 12/8/21
Had 7 or more players score in double figures	vs. Cornell, 12/8/21
Did not make a 3FG	at Providence, 2/1/03
Opponent did not make a 3FG	at NC State, 2/10/10
Did not shoot a FT in the first half	vs. No. 3/3 Villanova, 11/28/20
Did not shoot a FT in the second half	vs. Virginia, 12/5/10
Opponent did not shoot a FT	vs. Merrimack, 11/21/21
Held an opponent under 10 points in a half	9 points, vs. Eastern Michigan, 12/22/11
Held an opponent under 20 points in a half	18 points, vs. Merrimack, 11/21/21
Had double-figure blocked shots	10, 84-46, vs. Wake Forest, 2/27/21
Came back from a double-figure deficit to win	10 points, vs. No. 8/8 Virginia, 1/30/21
Lost a double-digit lead	10 points, vs. Florida, 3/19/21
Led by 20 or more points at halftime	24 points, vs. Maine, 11/9/21
Had 20-29 assists in a game	21, vs. Pitt, 2/15/20
Had 30 or more assists	36, vs. The Citadel, 11/12/17
Held a team under 20 percent from the floor	16.7%, at No. 23/22 NC State, 2/2/19
Held a team under three made FGs in a half	2 FG, vs. Notre Dame, 1/10/21
Won an NCAA Tournament game	67-58, vs. Liberty, 3/24/19

WHAT'S A HOKIE?

The answer leads all the way back to 1896 when Virginia Agricultural and Mechanical College changed its name to Virginia Polytechnic Institute. With the change came the necessity for writing a new cheer and a contest for such a purpose was held by the student body.



Senior O.M. Stull won first prize for his "Hokie" yell which is still used today. Later, when asked if "Hokie" had any special meaning, Stull explained the word was solely the product of his imagination and was used only as an attention-getter for his yell. It soon became a nickname for all Tech teams and for those people loyal to Tech athletics.

The official university school colors - Chicago Maroon and Burnt Orange - also were introduced in 1896. The colors were chosen by a committee because they made a 'unique combination' not worn elsewhere at the time. The official definition of "Hokie" is "a loyal Virginia Tech Fan."



OUR NAME

When referring to our name, we ask that you use Virginia Tech, Hokies or Tech - and not 'Vah Tech.' Thank you!

## THE LAST TIME

### LAST TIME A VIRGINIA TECH PLAYER...

Recorded a double-double	Keve Aluma (17 pts./12 rebs), at Maryland, 12/1/21
Recorded a triple-double	Chris Clarke (13 pts./12 rebs./10 ast.), vs. The Citadel, 2/27/10
Two Tech players recorded double-doubles in same game	Keve Aluma (14 pts./12 rebs.) & Justyn Mutts (14 pts./11 rebs.), at Notre Dame, 1/27/21
Two Tech players recorded double-doubles in consecutive games	vs. North Carolina (ACC Tournament), 3/13/09; vs. Duquesne (NIT), 3/18/09
Had five or more steals	Nickeil Alexander-Walker (6), vs. Miami (Fla.), 1/30/19
Had 10 or more assists in a game	Wabissa Bede (10), vs. Delaware State, 11/20/19
Had 20 or more rebounds in a game	Jeff Allen (21), vs. Longwood, 12/14/08
Two Tech players with double-figure rebounds	Justyn Mutts (12) & Keve Aluma (11), vs. No. 9/10 Memphis, 11/24/21
Two Tech players had five or more assists	Justyn Mutts (6) & Hunter Cattoor (5), vs. Maine, 11/9/21
Three Tech players had five or more assists	Chris Clarke (10), Justin Robinson (6) & Seth Allen (6), vs. The Citadel, 12/17/16
Four Tech players had five or more assists	Kerry Blackshear Jr. (8), Devin Wilson (7), Justin Robinson (7) & Chris Clarke (5), vs. The Citadel, 1/30/21
Three Tech players made five or more 3FG	Nahiem Alleyne (5), Jalen Cone (5) & Isaiah Wilkins (5), vs. Delaware State, 11/20/19
Eight or more Tech players made a 3FG	8 players, vs. Merrimack, 11/21/21
Two Tech players scored 20 or more points	Keve Aluma (23) & Nahiem Alleyne (20), vs. No. 3/3 Villanova, 11/28/20
Three Tech players scored 20 or more points	Nickeil Alexander-Walker (25), Ahmed Hill (23) & Justin Robinson (23), vs. No. 23/22 Purdue, 11/18/18
Two Tech players scored 20 or more points in consecutive games	Nickeil Alexander-Walker & Kerry Blackshear Jr., 11/10/17 & 11/12/17
Tech freshman scored 20 or more points in a game	Tyrece Radford (26) & Jalen Cone (20), vs. Miami (Fla.), 2/19/20
Three Tech freshmen scored in double figures in a game	Hunter Cattoor (14), Jalen Cone (11) & Lander Nolley II (10), vs. North Carolina, 3/10/20
Four Tech freshmen scored in double figures in a game	Landers Nolley II (21), Tyrece Radford (21), Jalen Cone (15) & Nahiem Alleyne (10), at Wake Forest, 1/14/20
Tech player scored 30-39 points in a game	Keve Aluma (30), at Pittsburgh, 2/3/21
Tech player scored 40-49 points in a game	Dorenzo Hudson (41), vs. Seton Hall, 1/2/10
Tech player scored 50+ points in a game	Bimbo Coles (51), vs. Southern Miss, 2/6/88
Tech player had consecutive double-doubles	Keve Aluma, 1/27/21, 1/30/21, 2/3/21
Tech player had three consecutive double-doubles	Keve Aluma, 1/27/21, 1/30/21, 2/3/21
Tech freshman had consecutive double-doubles	Kerry Blackshear Jr., 12/13/15, 12/19/15
Tech allowed a triple-double	Dennis Smith Jr. (27 pts./11 rebs./11 ast.), at NC State, 1/4/17
Tech had a walk-on score double figures	Christian Beyer (13), vs. Alabama A&M, 12/14/14



### NAW IN YEAR 3

- Nickeil Alexander-Walker left his mark on Virginia Tech and is working on making a name for himself at the next level with the New Orleans Pelicans.
- A first-round draft pick in 2019, the Toronto native played in 46 games last season, averaging 21.9 minutes per game and 11 points per game.
- Recorded a season-high 37 points in a 111-106 loss to the Clippers on Jan. 13, 2021.

### J-ROB HOOPIN' WITH THE BUCKS

- Justin Robinson played nine games for the Oklahoma City Thunder (all in April 2021) before playing Summer League for the Lakers.
- The Manassas, Virginia native is currently on a two-way contract with the defending NBA champion Milwaukee Bucks.





# MIKE YOUNG

Head Coach | Third Season at Virginia Tech

2020-21 ACC Coach of the Year

## CAREER RECORDS

Overall Record	337-270
Conference Games	191-142
Non-Conference Games	146-128
Conference Tournament	20-14
NCAA Tournament	1-6
Overtime Games	19-16
One-Point Games	10-14
vs. AP Top 25	5-23

## VS. CURRENT ACC HEAD COACHES

Coach	All	VT	Wofford
Earl Grant	-	-	-
Brad Brownell	3-2	3-0	0-2
Mike Krzyzewski	1-3	1-2	0-1
Leonard Hamilton	0-1	0-1	-
Josh Pastner	1-3	0-2	1-1
Chris Mack	1-3	0-2	1-1
Jim Larrañaga	3-3	2-2	1-1
Kevin Keatts	1-0	1-0	-
Hubert Davis	-	-	-
Mike Brey	2-2	2-1	0-1
Jeff Capel III	1-1	1-1	-
Jim Boeheim	1-2	1-2	-
Tony Bennett	1-3	1-2	0-1
Steve Forbes	8-4	2-1	6-3
<b>Total</b>	<b>23-27</b>	<b>14-16</b>	<b>9-11</b>

### vs. Coach Young

Earl Grant	-
Brad Brownell	2-3 at Clemson
Mike Krzyzewski	3-1 at Duke
Leonard Hamilton	1-0 at Florida State
Josh Pastner	3-1 at Georgia Tech
Chris Mack	1-1 at Xavier; 2-0 at UofL
Jim Larrañaga	0-1 at GMU; 3-2 at Miami
Kevin Keatts	0-1 at NC State
Hubert Davis	-
Mike Brey	2-2 at Notre Dame
Jeff Capel III	1-1 at Pitt
Jim Boeheim	2-1 at Syracuse
Tony Bennett	3-1 at UVA
Steve Forbes	3-6 at ETSU; 1-2 at Wake

## ▶ COACH YOUNG: CAREER BREAKDOWN

Season	School	Overall	Conference	Finish	Postseason	Ranking	RPI/NET
2002-03	Wofford	14-15 .483	8-8 .500	T6th	-	-/-	219
2003-04	Wofford	9-20 .310	4-12 .250	T10th	-	-/-	273
2004-05	Wofford	14-14 .500	7-9 .438	8th	-	-/-	225
2005-06	Wofford	11-18 .379	6-9 .400	9th	-	-/-	287
2006-07	Wofford	10-20 .333	5-13 .278	T9th	-	-/-	295
2007-08	Wofford	16-16 .500	8-12 .400	8th	-	-/-	191
2008-09	Wofford	16-14 .533	12-8 .600	4th	-	-/-	177
2009-10	Wofford	26-9 .743	15-3 .833	1st	NCAA First Round	-/-	73
2010-11	Wofford	21-13 .618	14-4 .778	T1st	NCAA First Round	-/-	105
2011-12	Wofford	19-14 .576	12-6 .667	T2nd	CBI	-/-	178
2012-13	Wofford	13-19 .406	7-11 .389	T8th	-	-/-	253
2013-14	Wofford	20-13 .606	11-5 .688	T3rd	NCAA First Round	-/-	152
2014-15	Wofford	28-7 .800	16-2 .889	1st	NCAA First Round	RV/-	49
2015-16	Wofford	15-17 .469	11-7 .611	T3rd	-	-/-	202
2016-17	Wofford	16-17 .485	10-8 .556	T4th	-	-/-	189
2017-18	Wofford	21-13 .618	11-7 .611	T4th	CIT	-/-	141
2018-19	Wofford	30-5 .857	18-0 1.000	1st	NCAA Second Round	19/18	14
<b>Totals</b>	<b>17 Seasons</b>	<b>299-244 .551</b>	<b>175-124 .585</b>				
2019-20	Virginia Tech	16-16 .500	7-13 .350	T10th	-	-/-	92
2020-21	Virginia Tech	15-7 .682	9-4 .692	3rd	NCAA First Round	25/RV	51
2021-22	Virginia Tech	6-3 .667	0-1 .000	-	-	-/-	-
<b>Totals</b>	<b>3 Seasons</b>	<b>38-26 .594</b>	<b>16-18 .471</b>				
<b>Overall</b>	<b>20 Seasons</b>	<b>337-270 .555</b>	<b>191-142 .574</b>				

## ▶ THE YOUNG FILE

Born	5/1/1963
Hometown	Radford, Virginia
Wife	Margaret
Children	Cooper, Davis
Education	Emory & Henry, 1986
Joined Tech Staff	4/7/2019
Years as College Head Coach	20
Years as College Coach	35

### Coaching Career

1986-88	Assistant Coach, Emory & Henry
1988-89	Assistant Coach, Radford
1989-02	Assistant Coach, Wofford
2002-19	Head Coach, Wofford
2019-pr.	Head Coach, Virginia Tech

## ▶ ACCOMPLISHMENTS

### Six NCAA Tournaments

2021, 2019, 2015, 2014, 2011, 2010

### Five SoCon Tournament Championships

2019, 2015, 2014, 2011, 2010

### Four SoCon Regular-Season Titles

2019, 2015, 2011, 2010

### Two-time National Coach of the Year

2019 (Sporting News), 2010 (Hugh Durham)

### Three AP All-America Selections

Fletcher Magee (2018-19), Karl Cochran (2014-15), Noah Dahlman (2009-10)



# 1 DAVID N'GUESSAN

**SOPHOMORE** Forward | 6-9 | 205 | Sociology  
De Lier, The Netherlands | Mt. Zion Prep



## SEASON/CAREER BESTS

### POINTS

Season 19 vs. Saint Francis (11/18/21)  
Career 19 vs. Saint Francis (11/18/21)

### REBOUNDS

Season 9 vs. Cornell (12/8/21)  
Career 9 vs. Cornell (12/8/21)

### ASSISTS

Season 2 (3x), last vs. Cornell (12/8/21)  
Career 2 (5x), last vs. Cornell (12/8/21)

### BLOCKS

Season 3 vs. Saint Francis (11/18/21)  
Career 3 vs. Saint Francis (11/18/21)

### STEALS

Season 2 vs. Radford (11/15/21)  
Career 2 (3x), last vs. Radford (11/15/21)

### MINUTES

Season 23 vs. Cornell (12/8/21)  
Career 23 vs. Cornell (12/8/21)

### FIELD GOALS MADE

Season 7 vs. Maine (11/9/21)  
Career 7 vs. Maine (11/9/21)

### FIELD GOALS ATTEMPTED

Season 7 vs. Maine (11/9/21)  
Career 7 vs. Maine (11/9/21)

### 3-PT. FIELD GOALS MADE

Season 1 (2x), last vs. Radford (11/15/21)  
Career 1 (2x), last vs. Radford (11/15/21)

### 3-PT. FIELD GOALS ATTEMPTED

Season 2 vs. Wake Forest (12/4/21)  
Career 2 vs. Wake Forest (12/4/21)

### FREE THROWS MADE

Season 4 vs. Cornell (12/8/21)  
Career 4 vs. Cornell (12/8/21)

### FREE THROWS ATTEMPTED

Season 7 vs. Cornell (12/8/21)  
Career 7 vs. Cornell (12/8/21)

## CAREER STATS

	GP-GS	MIN	AVG	FG-FGA	FG%	3FG-FGA	3FG%	FT-FTA	FT%	OFF-DEF-TOT	AVG	PF-FO	AST	TO	BLK	STL	PTS	AVG
2020-21	21-0	202	9.6	21-36	.583	0-2	.000	13-31	.419	15-33-48	2.3	33-1	8	9	2	6	55	2.6
2021-22	10-0	151	15.1	19-41	.463	2-5	.400	8-18	.444	11-23-34	3.4	15-0	8	8	9	4	48	4.8
<b>TOTAL</b>	<b>31-0</b>	<b>353</b>	<b>11.4</b>	<b>40-77</b>	<b>.519</b>	<b>2-7</b>	<b>.286</b>	<b>21-49</b>	<b>.429</b>	<b>26-56-82</b>	<b>2.6</b>	<b>48-1</b>	<b>16</b>	<b>17</b>	<b>11</b>	<b>10</b>	<b>103</b>	<b>3.3</b>

- Look for a huge jump in production; he's had one of the more impressive offseasons for the Hokies *Last name pronounced: GUH-sahn*
- Worked on extending his range to the 3-point line.
- Appeared in 21 of 22 games as a freshman.
- Reached double-figure scoring in back-to-back games at Wake Forest (1/17/21) and at Syracuse (1/23/21).
- Totaled a career-high 13 points in 14 minutes in the 64-60 win at Wake Forest (1/17/21).
- A consensus three-star recruit by Rivals and 247 Sports.
- Averaged 15 points, seven rebounds and three assists per game at Mt. Zion Prep during the 2019-20 season.
- Chose the Hokies over St. Joseph's, VCU and Washington State.

## 2021-22 GAME-BY-GAME STATS

OPPONENT	DATE	ST	MIN	FG-FGA	PCT	3FG-FGA	PCT	FT-FTA	PCT	OFF	DEF	TOT	PF	A	T/O	BLK	STL	PTS
Maine	11/9/21		18	7-7	1.000	1-1	1.000	0-1	.000	0	0	0	1	0	0	0	0	15
at Navy	11/12/21		14	0-4	.000	0-0	.000	0-2	.000	0	4	4	2	1	0	0	1	0
Radford	11/15/21		18	3-5	.600	1-1	1.000	0-0	.000	1	2	3	3	0	2	0	2	7
St. Francis (Pa.)	11/18/21		19	2-3	.667	0-1	.000	3-4	.750	2	6	8	1	2	0	3	0	7
Merrimack	11/21/21		16	2-4	.500	0-0	.000	0-2	.000	1	1	2	0	1	2	1	0	4
vs. Memphis	11/24/21		4	0-1	.000	0-0	.000	0-0	.000	0	0	0	2	0	0	0	0	0
vs. Xavier	11/26/21		11	0-1	.000	0-0	.000	0-0	.000	1	0	1	1	2	0	0	0	0
at Maryland	12/1/21		11	2-4	.500	0-0	.000	1-2	.500	1	3	4	2	0	1	0	0	5
Wake Forest	12/4/21		17	0-6	.000	0-2	.000	0-0	.000	3	0	3	2	0	1	2	1	0
Cornell	12/8/21		23	3-6	.500	0-0	.000	4-7	.571	2	7	9	1	2	2	2	0	10
at Dayton	12/12/21																	
vs. St. Bonaventure	12/17/21																	
at Duke	12/22/21																	
at North Carolina	12/29/21																	
Pittsburgh	1/1/22																	
NC State	1/4/22																	
at Virginia	1/12/22																	
Notre Dame	1/15/22																	
at NC State	1/19/22																	
at Boston College	1/22/22																	
Miami	1/26/22																	
at Florida State	1/29/22																	
Georgia Tech	2/2/22																	
at Pittsburgh	2/5/22																	
Syracuse	2/12/22																	
Virginia	2/14/22																	
North Carolina	2/19/22																	
at Georgia Tech	2/23/22																	
at Miami	2/26/22																	
Louisville	3/1/22																	
at Clemson	3/5/22																	

## PRODUCTION TRACKER

	This Season	Career
Scored 10+ Points	2	4
Scored 20+ Points	-	-
Led Tech in Scoring	1	1
Made multiple 3FGs	-	-
Had 5+ Rebounds	2	6
Had a Double-Double	-	-
Had Multiple Assists	3	5
Had Multiple Steals	1	3
Had Multiple Blocks	3	3





# 3 SEAN PEDULLA

**FRESHMAN** Guard | 6-1 | 190 | Sports Media and Analytics  
Edmond, Oklahoma | Edmond Memorial



## SEASON/CAREER BESTS

### POINTS

Season 11 vs. Cornell (12/8/21)  
Career 11 vs. Cornell (12/8/21)

### REBOUNDS

Season 2 (2x), last vs. Saint Francis (11/18/21)  
Career 2 (2x), last vs. Saint Francis (11/18/21)

### ASSISTS

Season 4 vs. Merrimack (11/21/21)  
Career 4 vs. Merrimack (11/21/21)

### BLOCKS

Season -  
Career -

### STEALS

Season 2 vs. Saint Francis (11/18/21)  
Career 2 vs. Saint Francis (11/18/21)

### MINUTES

Season 20 vs. Cornell (12/8/21)  
Career 20 vs. Cornell (12/8/21)

### FIELD GOALS MADE

Season 4 vs. Cornell (12/8/21)  
Career 4 vs. Cornell (12/8/21)

### FIELD GOALS ATTEMPTED

Season 8 vs. Cornell (12/8/21)  
Career 8 vs. Cornell (12/8/21)

### 3-PT. FIELD GOALS MADE

Season 3 vs. Cornell (12/8/21)  
Career 3 vs. Cornell (12/8/21)

### 3-PT. FIELD GOALS ATTEMPTED

Season 4 vs. Cornell (12/8/21)  
Career 4 vs. Cornell (12/8/21)

### FREE THROWS MADE

Season 1 vs. Xavier (11/26/21)  
Career 1 vs. Xavier (11/26/21)

### FREE THROWS ATTEMPTED

Season 2 vs. Xavier (11/26/21)  
Career 2 vs. Xavier (11/26/21)

## CAREER STATS

	GP-GS	MIN	AVG	FG-FGA	FG%	3FG-FGA	3FG%	FT-FTA	FT%	OFF-DEF-TOT	AVG	PF-FO	AST	TO	BLK	STL	PTS	AVG
2021-22	10-0	90	9.0	11-24	.458	8-13	.615	1-2	.500	2-7-9	0.9	5-0	9	4	0	6	31	3.1
<b>TOTAL</b>	<b>10-0</b>	<b>90</b>	<b>9.0</b>	<b>11-24</b>	<b>.458</b>	<b>8-13</b>	<b>.615</b>	<b>1-2</b>	<b>.500</b>	<b>2-7-9</b>	<b>0.9</b>	<b>5-0</b>	<b>9</b>	<b>4</b>	<b>0</b>	<b>6</b>	<b>31</b>	<b>3.1</b>

- Will contribute minutes at point guard *Last name pronounced: puh-DOOL-uh*
- Solid sharpshooter from downtown
- Guided Edmond Memorial to three state tournaments.
- Two-time all-state selection and COAC Offensive Player of the Year that averaged 17.6 points a game as a senior
- Rated the 165th-best prospect in the 2021 class on 247Sports.
- Tabbed the second-best player in the state of Oklahoma and the 25th-best point guard nationally, according to 247Sports.
- Chose the Hokies over Minnesota and Oklahoma State.

## 2021-22 GAME-BY-GAME STATS

OPPONENT	DATE	ST	MIN	FG-FGA	PCT	3FG-FGA	PCT	FT-FTA	PCT	OFF	DEF	TOT	PF	A	T/O	BLK	STL	PTS
Maine	11/9/21		11	1-4	.250	1-2	.500	0-0	.000	1	1	2	1	1	1	0	0	3
at Navy	11/12/21		7	0-0	.000	0-0	.000	0-0	.000	0	1	1	0	1	0	0	0	0
Radford	11/15/21		8	2-2	1.000	1-1	1.000	0-0	.000	0	1	1	0	0	0	0	1	5
St. Francis (Pa.)	11/18/21		11	1-2	.500	1-1	1.000	0-0	.000	0	2	2	0	2	0	0	2	3
Merrimack	11/21/21		14	1-2	.500	1-2	.500	0-0	.000	0	1	1	2	4	1	0	0	3
vs. Memphis	11/24/21		1	0-0	.000	0-0	.000	0-0	.000	0	0	0	0	0	0	0	0	0
vs. Xavier	11/26/21		10	2-3	.667	1-1	1.000	1-2	.500	1	0	1	0	0	0	0	1	6
at Maryland	12/1/21		3	0-2	.000	0-1	.000	0-0	.000	0	0	0	1	0	0	0	1	0
Wake Forest	12/4/21		5	0-1	.000	0-1	.000	0-0	.000	0	0	0	0	0	0	0	0	0
Cornell	12/8/21		20	4-8	.500	3-4	.750	0-0	.000	0	1	1	1	1	2	0	1	11
at Dayton	12/12/21																	
vs. St. Bonaventure	12/17/21																	
at Duke	12/22/21																	
at North Carolina	12/29/21																	
Pittsburgh	1/1/22																	
NC State	1/4/22																	
at Virginia	1/12/22																	
Notre Dame	1/15/22																	
at NC State	1/19/22																	
at Boston College	1/22/22																	
Miami	1/26/22																	
at Florida State	1/29/22																	
Georgia Tech	2/2/22																	
at Pittsburgh	2/5/22																	
Syracuse	2/12/22																	
Virginia	2/14/22																	
North Carolina	2/19/22																	
at Georgia Tech	2/23/22																	
at Miami	2/26/22																	
Louisville	3/1/22																	
at Clemson	3/5/22																	

## PRODUCTION TRACKER

	This Season
Scored 10+ Points	1
Scored 20+ Points	-
Led Tech in Scoring	-
Made 3+ 3FGs	1
Led Tech in 3FGM	1
Shot over 40% from 3	6
Had a Double-Double	-
Had Multiple Assists	2
Had Multiple Steals	1



# 4 NAHIEM ALLEYNE

**JUNIOR** Guard | 6-4 | 195 | Human Development  
Buford, Georgia | Mountain View



## SEASON/CAREER BESTS

### POINTS

Season 21 vs. Memphis (11/24/21)  
Career 28 vs. Florida (3/19/21)

### REBOUNDS

Season 7 vs. Maine (11/9/21)  
Career 9 at Notre Dame (1/27/21)

### ASSISTS

Season 4 (3x), last at Maryland (12/1/21)  
Career 5 (2x), last vs. Wake Forest (2/27/21)

### BLOCKS

Season -  
Career 2 vs. Delaware State (11/20/19)

### STEALS

Season 1 (5x), last vs. Cornell (12/8/21)  
Career 3 at Louisville (1/6/21)

### MINUTES

Season 38 vs. Xavier (11/26/21)  
Career 38 (2x), last vs. Xavier (11/26/21)

### FIELD GOALS MADE

Season 7 (2x), last vs. Xavier (11/26/21)  
Career 8 vs. Florida (3/19/21)

### FIELD GOALS ATTEMPTED

Season 16 vs. Xavier (11/26/21)  
Career 18 vs. Florida (3/19/21)

### 3-PT. FIELD GOALS MADE

Season 3 (4x), last vs. Cornell (12/8/21)  
Career 5 (4x), last at Syracuse (1/23/21)

### 3-PT. FIELD GOALS ATTEMPTED

Season 7 (2x), last vs. Xavier (11/26/21)  
Career 10 (3x), last vs. Florida (3/19/21)

### FREE THROWS MADE

Season 10 vs. Memphis (11/24/21)  
Career 10 vs. Memphis (11/24/21)

### FREE THROWS ATTEMPTED

Season 11 vs. Memphis (11/24/21)  
Career 11 (2x), last vs. Memphis (11/24/21)

## CAREER STATS

	GP-GS	MIN	AVG	FG-FGA	FG%	3FG-FGA	3FG%	FT-FTA	FT%	OFF-DEF-TOT	AVG	PF-FO	AST	TO	BLK	STL	PTS	AVG
2019-20	32-27	832	26.0	92-237	.388	49-126	.389	48-63	.762	6-69-75	2.3	51-1	46	27	6	12	281	8.8
2020-21	22-21	623	28.3	78-199	.392	42-103	.408	46-57	.807	4-54-58	2.6	47-0	37	33	2	15	244	11.1
2021-22	10-10	328	32.8	38-103	.369	19-46	.413	25-26	.962	0-35-35	3.5	12-0	28	18	0	5	120	12.0
<b>TOTAL</b>	<b>64-58</b>	<b>1785</b>	<b>27.9</b>	<b>208-539</b>	<b>.386</b>	<b>110-275</b>	<b>.400</b>	<b>119-146</b>	<b>.815</b>	<b>10-158-168</b>	<b>2.6</b>	<b>110-1</b>	<b>111</b>	<b>78</b>	<b>8</b>	<b>32</b>	<b>645</b>	<b>10.1</b>

- Named to NIT Season Tip-Off all-tournament team. *Name pronounced: nah-HEEM ah-LEAN*
- One of Tech's top threats from three.
- Had seven games of hitting three or more 3FGs during the 2020-21 season.
- Reached double-figure scoring 13 times as a sophomore.
- Made the game-tying 3-pointer to send the Florida (3/19) game into overtime in the first round of the 2021 NCAA Tournament.
- Started 21 of 22 games in 2020-21.
- Shot 40.8 percent from three last season, which was second on the team.
- Two-time ACC Men's Basketball All-Academic Team honoree.
- Averaged 17.2 points per game and made 63 three-pointers in the 2018-19 season at Mountain View.
- A three-star recruit by 247 Sports that was ranked as the 21st-best player in the state of Georgia.
- Born in Long Island, New York; family moved to Georgia when he was in middle school.
- Into anime, and in his opinion, J. Cole is the best rapper of all-time - it's not up for debate.

## 2021-22 GAME-BY-GAME STATS

OPPONENT	DATE	ST	MIN	FG-FGA	PCT	3FG-FGA	PCT	FT-FTA	PCT	OFF	DEF	TOT	PF	A	T/O	BLK	STL	PTS
Maine	11/9/21	*	29	5-10	.500	3-6	.500	0-0	.000	0	7	7	0	4	2	0	1	13
at Navy	11/12/21	*	31	2-9	.222	1-4	.250	3-3	1.000	0	0	0	2	3	3	0	0	8
Radford	11/15/21	*	32	0-6	.000	0-2	.000	2-2	1.000	0	4	4	2	3	4	0	1	2
St. Francis (Pa.)	11/18/21	*	30	7-10	.700	1-2	.500	3-3	1.000	0	4	4	0	2	0	0	1	18
Merrimack	11/21/21	*	31	4-9	.444	2-4	.500	2-2	1.000	0	3	3	1	1	2	0	0	12
vs. Memphis	11/24/21	*	36	4-14	.286	3-7	.429	10-11	.909	0	4	4	4	4	2	0	1	21
vs. Xavier	11/26/21	*	38	7-16	.438	3-7	.429	1-1	1.000	0	5	5	1	3	0	0	0	18
at Maryland	12/1/21	*	37	3-11	.273	2-3	.667	0-0	.000	0	4	4	2	4	1	0	0	8
Wake Forest	12/4/21	*	34	1-7	.143	1-5	.200	4-4	1.000	0	3	3	0	1	3	0	0	7
Cornell	12/8/21	*	30	5-11	.455	3-6	.500	0-0	.000	0	1	1	0	3	1	0	1	13
at Dayton	12/12/21																	
vs. St. Bonaventure	12/17/21																	
at Duke	12/22/21																	
at North Carolina	12/29/21																	
Pittsburgh	1/1/22																	
NC State	1/4/22																	
at Virginia	1/12/22																	
Notre Dame	1/15/22																	
at NC State	1/19/22																	
at Boston College	1/22/22																	
Miami	1/26/22																	
at Florida State	1/29/22																	
Georgia Tech	2/2/22																	
at Pittsburgh	2/5/22																	
Syracuse	2/12/22																	
Virginia	2/14/22																	
North Carolina	2/19/22																	
at Georgia Tech	2/23/22																	
at Miami	2/26/22																	
Louisville	3/1/22																	
at Clemson	3/5/22																	

## PRODUCTION TRACKER

	This Season	Career
Scored 10+ Points	6	31
Scored 20+ Points	1	6
Led Tech in Scoring	3	12
Made 3+ 3FGs	4	19
Led Tech in 3FGM	5	18
Shot over 40% from 3	7	33
Had a Double-Double	-	-
Had Multiple Assists	8	30
Had Multiple Steals	-	4





# 10 CAMDEN JOHNSON

**FRESHMAN** Guard | 6-1 | 175 | Business, Undecided  
Waxhaw, North Carolina | Metrolina Christian Academy



## SEASON/CAREER BESTS

### POINTS

Season 3 vs. Merrimack (11/21/21)  
Career 3 vs. Merrimack (11/21/21)

### REBOUNDS

Season 1 vs. Merrimack (11/21/21)  
Career 1 vs. Merrimack (11/21/21)

### ASSISTS

Season 1 vs. Saint Francis (11/18/21)  
Career 1 vs. Saint Francis (11/18/21)

### BLOCKS

Season -  
Career -

### STEALS

Season 1 vs. Merrimack (11/21/21)  
Career 1 vs. Merrimack (11/21/21)

### MINUTES

Season 3 vs. Saint Francis (11/18/21)  
Career 3 vs. Saint Francis (11/18/21)

### FIELD GOALS MADE

Season 1 vs. Merrimack (11/21/21)  
Career 1 vs. Merrimack (11/21/21)

### FIELD GOALS ATTEMPTED

Season 1 vs. Merrimack (11/21/21)  
Career 1 vs. Merrimack (11/21/21)

### 3-PT. FIELD GOALS MADE

Season 1 vs. Merrimack (11/21/21)  
Career 1 vs. Merrimack (11/21/21)

### 3-PT. FIELD GOALS ATTEMPTED

Season 1 vs. Merrimack (11/21/21)  
Career 1 vs. Merrimack (11/21/21)

### FREE THROWS MADE

Season -  
Career -

### FREE THROWS ATTEMPTED

Season -  
Career -

## CAREER STATS

	GP-GS	MIN	AVG	FG-FGA	FG%	3FG-FGA	3FG%	FT-FTA	FT%	OFF-DEF-TOT	AVG	PF-FO	AST	TO	BLK	STL	PTS	AVG
2021-22	5-0	10	2.0	1-1	1.000	1-1	1.000	0-0	.000	0-1-1	0.2	0-0	1	0	0	1	3	0.6
<b>TOTAL</b>	<b>5-0</b>	<b>10</b>	<b>2.0</b>	<b>1-1</b>	<b>1.000</b>	<b>1-1</b>	<b>1.000</b>	<b>0-0</b>	<b>.000</b>	<b>0-1-1</b>	<b>0.2</b>	<b>0-0</b>	<b>1</b>	<b>0</b>	<b>0</b>	<b>1</b>	<b>3</b>	<b>0.6</b>

- Recruited as a preferred walk-on.
- Averaged 14 points, 6.6 rebounds, 3.2 assists and 2.3 steals per game his senior season at Metrolina.
- Parents, Joey and Cindy Johnson, both attended Virginia Tech.

## 2021-22 GAME-BY-GAME STATS

OPPONENT	DATE	ST	MIN	FG-FGA	PCT	3FG-FGA	PCT	FT-FTA	PCT	OFF	DEF	TOT	PF	A	T/O	BLK	STL	PTS
Maine	11/9/21		2	0-0	.000	0-0	.000	0-0	.000	0	0	0	0	0	0	0	0	0
at Navy	11/12/21							DNP										
Radford	11/15/21		1	0-0	.000	0-0	.000	0-0	.000	0	0	0	0	0	0	0	0	0
St. Francis (Pa.)	11/18/21		3	0-0	.000	0-0	.000	0-0	.000	0	0	0	0	1	0	0	0	0
Merrimack	11/21/21		2	1-1	1.000	1-1	1.000	0-0	.000	0	1	1	0	0	0	0	1	3
vs. Memphis	11/24/21							DNP										
vs. Xavier	11/26/21							DNP										
at Maryland	12/1/21							DNP										
Wake Forest	12/4/21							DNP										
Cornell	12/8/21		2	0-0	.000	0-0	.000	0-0	.000	0	0	0	0	0	0	0	0	0
at Dayton	12/12/21																	
vs. St. Bonaventure	12/17/21																	
at Duke	12/22/21																	
at North Carolina	12/29/21																	
Pittsburgh	1/1/22																	
NC State	1/4/22																	
at Virginia	1/12/22																	
Notre Dame	1/15/22																	
at NC State	1/19/22																	
at Boston College	1/22/22																	
Miami	1/26/22																	
at Florida State	1/29/22																	
Georgia Tech	2/2/22																	
at Pittsburgh	2/5/22																	
Syracuse	2/12/22																	
Virginia	2/14/22																	
North Carolina	2/19/22																	
at Georgia Tech	2/23/22																	
at Miami	2/26/22																	
Louisville	3/1/22																	
at Clemson	3/5/22																	

## PRODUCTION TRACKER

	This Season
Scored 5+ Points	-
Scored 10+ Points	-
Made Multiple 3FGs	-
Made 3+ 3FGs	-
Led Tech in 3FGM	-
Shot over 40% from 3	1
Played 5+ Minutes	-
Had Multiple Assists	-
Had Multiple Steals	-



# 11 JALEN HAYNES

**FRESHMAN** Forward | 6-8 | 250 | Human Development  
Ft. Lauderdale, Florida | Montverde Academy



## SEASON/CAREER BESTS

### POINTS

Season 4 vs. Saint Francis (11/18/21)  
Career 4 vs. Saint Francis (11/18/21)

### REBOUNDS

Season 2 vs. Radford (11/15/21)  
Career 2 vs. Radford (11/15/21)

### ASSISTS

Season -  
Career -

### BLOCKS

Season -  
Career -

### STEALS

Season -  
Career -

### MINUTES

Season 5 vs. Maine (11/9/21)  
Career 5 vs. Maine (11/9/21)

### FIELD GOALS MADE

Season 2 vs. Saint Francis (11/18/21)  
Career 2 vs. Saint Francis (11/18/21)

### FIELD GOALS ATTEMPTED

Season 3 vs. Radford (11/15/21)  
Career 3 vs. Radford (11/15/21)

### 3-PT. FIELD GOALS MADE

Season -  
Career -

### 3-PT. FIELD GOALS ATTEMPTED

Season -  
Career -

### FREE THROWS MADE

Season -  
Career -

### FREE THROWS ATTEMPTED

Season 1 vs. Maine (11/9/21)  
Career 1 vs. Maine (11/9/21)

## CAREER STATS

	GP-GS	MIN	AVG	FG-FGA	FG%	3FG-FGA	3FG%	FT-FTA	FT%	OFF-DEF-TOT	AVG	PF-FO	AST	TO	BLK	STL	PTS	AVG
2021-22	6-0	17	2.8	2-6	.333	0-0	.000	0-1	.000	2-1-3	0.5	1-0	0	1	0	0	4	0.7
<b>TOTAL</b>	<b>6-0</b>	<b>17</b>	<b>2.8</b>	<b>2-6</b>	<b>.333</b>	<b>0-0</b>	<b>.000</b>	<b>0-1</b>	<b>.000</b>	<b>2-1-3</b>	<b>0.5</b>	<b>1-0</b>	<b>0</b>	<b>1</b>	<b>0</b>	<b>0</b>	<b>4</b>	<b>0.7</b>

- Played a postgraduate season at Montverde Academy during the 2020-21 season for head coach Ben Wisniewski; averaged 20.2 points and 10.6 rebounds. *First name pronounced: JAY-lin*
- Before Montverde, played at Dillard High School for legendary head coach Darryl Burrows.
- At Dillard in 2019-20, averaged 18 points, 10 rebounds and two blocks, while leading the Panthers to a 24-8 record and to the state title game.
- Three-star recruit by 247Sports.
- Chose the Hokies over Mississippi State, Boston College and UCF.

## 2021-22 GAME-BY-GAME STATS

OPPONENT	DATE	ST	MIN	FG-FGA	PCT	3FG-FGA	PCT	FT-FTA	PCT	OFF	DEF	TOT	PF	A	T/O	BLK	STL	PTS
Maine	11/9/21		5	0-0	.000	0-0	.000	0-1	.000	0	0	0	1	0	0	0	0	0
at Navy	11/12/21		1	0-0	.000	0-0	.000	0-0	.000	0	0	0	0	0	0	0	0	0
Radford	11/15/21		4	0-3	.000	0-0	.000	0-0	.000	1	1	2	0	0	0	0	0	0
St. Francis (Pa.)	11/18/21		3	2-2	1.000	0-0	.000	0-0	.000	1	0	1	0	0	0	0	0	4
Merrimack	11/21/21		2	0-0	.000	0-0	.000	0-0	.000	0	0	0	0	0	1	0	0	0
vs. Memphis	11/24/21							DNP										
vs. Xavier	11/26/21							DNP										
at Maryland	12/1/21							DNP										
Wake Forest	12/4/21							DNP										
Cornell	12/8/21		2	0-1	.000	0-0	.000	0-0	.000	0	0	0	0	0	0	0	0	0
at Dayton	12/12/21																	
vs. St. Bonaventure	12/17/21																	
at Duke	12/22/21																	
at North Carolina	12/29/21																	
Pittsburgh	1/1/22																	
NC State	1/4/22																	
at Virginia	1/12/22																	
Notre Dame	1/15/22																	
at NC State	1/19/22																	
at Boston College	1/22/22																	
Miami	1/26/22																	
at Florida State	1/29/22																	
Georgia Tech	2/2/22																	
at Pittsburgh	2/5/22																	
Syracuse	2/12/22																	
Virginia	2/14/22																	
North Carolina	2/19/22																	
at Georgia Tech	2/23/22																	
at Miami	2/26/22																	
Louisville	3/1/22																	
at Clemson	3/5/22																	

## PRODUCTION TRACKER

	This Season
Scored 10+ Points	-
Had 5+ Rebounds	-
Had Multiple Blocks	-
Led Tech in Blocks	-
Had Multiple Steals	-
Shot over 50% from the floor	1
Played 10+ Minutes	-
Shot 5+ Free Throws	-
Had Multiple Dunks	-



# 13 DARIUS MADDOX

**SOPHOMORE** Guard | 6-5 | 185 | Sports Media and Analytics  
Bowie, Maryland | Oak Hill Academy



## SEASON/CAREER BESTS

### POINTS

Season 14 vs. Cornell (12/8/21)  
Career 14 vs. Cornell (12/8/21)

### REBOUNDS

Season 4 vs. Cornell (12/8/21)  
Career 4 vs. Cornell (12/8/21)

### ASSISTS

Season 1 (2x), last vs. Radford (11/15/21)  
Career 1 (5x), last vs. Radford (11/15/21)

### BLOCKS

Season 2 at Maryland (12/1/21)  
Career 2 at Maryland (12/1/21)

### STEALS

Season 1 (3x), last vs. Cornell (12/8/21)  
Career 1 (3x), last vs. Cornell (12/8/21)

### MINUTES

Season 23 vs. Cornell (12/8/21)  
Career 23 vs. Cornell (12/8/21)

### FIELD GOALS MADE

Season 4 (3x), last vs. Cornell (12/8/21)  
Career 4 (3x), last vs. Cornell (12/8/21)

### FIELD GOALS ATTEMPTED

Season 8 vs. Cornell (12/8/21)  
Career 8 vs. Cornell (12/8/21)

### 3-PT. FIELD GOALS MADE

Season 3 vs. Saint Francis (11/18/21)  
Career 3 (2x), last vs. Saint Francis (11/18/21)

### 3-PT. FIELD GOALS ATTEMPTED

Season 4 vs. Cornell (12/8/21)  
Career 4 vs. Cornell (12/8/21)

### FREE THROWS MADE

Season 4 (2x), last vs. Cornell (12/8/21)  
Career 4 (2x), last vs. Cornell (12/8/21)

### FREE THROWS ATTEMPTED

Season 4 (2x), last vs. Cornell (12/8/21)  
Career 4 (2x), last vs. Cornell (12/8/21)

- Dropped in a career-high 14 points on 4-of-8 shooting vs. Cornell; also set or tied career highs in rebounds (four), minutes played (23), field goals made (four) and free throws made (four).
- Appeared in 11 games in 2020-21, recording a season-high nine points vs. Coppin State (12/19/20).
- Rated 84th overall and the 14th-best shooting guard on 247 Sports.
- Chose the Hokies over Cincinnati, Creighton, Georgetown and Seton Hall.

## 2021-22 GAME-BY-GAME STATS

OPPONENT	DATE	ST	MIN	FG-FGA	PCT	3FG-FGA	PCT	FT-FTA	PCT	OFF	DEF	TOT	PF	A	T/O	BLK	STL	PTS
Maine	11/9/21		19	4-7	.571	1-1	1.000	0-0	.000	0	2	2	1	0	2	0	0	9
at Navy	11/12/21		15	2-5	.400	0-2	.000	0-1	.000	1	2	3	2	1	0	0	0	4
Radford	11/15/21		16	2-3	.667	2-3	.667	0-0	.000	0	1	1	0	1	1	0	0	6
St. Francis (Pa.)	11/18/21		18	4-4	1.000	3-3	1.000	0-0	.000	1	2	3	1	0	2	0	0	11
Merrimack	11/21/21		16	1-4	.250	1-2	.500	1-2	.500	1	2	3	0	0	0	0	0	4
vs. Memphis	11/24/21		14	2-2	1.000	1-1	1.000	0-0	.000	0	0	0	0	0	0	0	0	5
vs. Xavier	11/26/21		17	0-2	.000	0-2	.000	4-4	1.000	0	1	1	1	0	1	0	0	4
at Maryland	12/1/21		12	2-2	1.000	0-0	.000	0-0	.000	1	1	2	0	0	1	2	1	4
Wake Forest	12/4/21		12	2-3	.667	1-1	1.000	0-0	.000	0	1	1	1	0	0	0	1	5
Cornell	12/8/21		23	4-8	.500	2-4	.500	4-4	1.000	0	4	4	1	0	0	1	1	14
at Dayton	12/12/21																	
vs. St. Bonaventure	12/17/21																	
at Duke	12/22/21																	
at North Carolina	12/29/21																	
Pittsburgh	1/1/22																	
NC State	1/4/22																	
at Virginia	1/12/22																	
Notre Dame	1/15/22																	
at NC State	1/19/22																	
at Boston College	1/22/22																	
Miami	1/26/22																	
at Florida State	1/29/22																	
Georgia Tech	2/2/22																	
at Pittsburgh	2/5/22																	
Syracuse	2/12/22																	
Virginia	2/14/22																	
North Carolina	2/19/22																	
at Georgia Tech	2/23/22																	
at Miami	2/26/22																	
Louisville	3/1/22																	
at Clemson	3/5/22																	

## PRODUCTION TRACKER

	This Season	Career
Scored 10+ Points	2	2
Scored 20+ Points	-	-
Led Tech in Scoring	-	-
Made 3+ 3FGs	1	2
Led Tech in 3FGM	1	1
Shot over 40% from 3	7	8
Had a Double-Double	-	-
Had Multiple Assists	-	-
Had Multiple Steals	-	-



## CAREER STATS

	GP-GS	MIN	AVG	FG-FGA	FG%	3FG-FGA	3FG%	FT-FTA	FT%	OFF-DEF-TOT	AVG	PF-FO	AST	TO	BLK	STL	PTS	AVG
2020-21	11-0	35	3.2	3-11	.273	3-7	.429	0-0	.000	2-0-2	0.2	3-0	3	1	1	0	9	0.8
2021-22	10-0	162	16.2	23-40	.575	11-19	.579	9-11	.818	4-16-20	2.0	7-0	2	7	3	3	66	6.6
<b>TOTAL</b>	<b>21-0</b>	<b>197</b>	<b>9.4</b>	<b>26-51</b>	<b>.510</b>	<b>14-26</b>	<b>.538</b>	<b>9-11</b>	<b>.818</b>	<b>6-16-22</b>	<b>1.0</b>	<b>10-0</b>	<b>5</b>	<b>8</b>	<b>4</b>	<b>3</b>	<b>75</b>	<b>3.6</b>

# 14 BEN VARGA

**FRESHMAN** Guard | 5-10 | 170 | Business, Undecided  
Louisville, Kentucky | St. Xavier



## SEASON/CAREER BESTS

### POINTS

Season 3 vs. Merrimack (11/21/21)  
Career 3 vs. Merrimack (11/21/21)

### REBOUNDS

Season -  
Career -

### ASSISTS

Season -  
Career -

### BLOCKS

Season -  
Career -

### STEALS

Season -  
Career -

### MINUTES

Season 2 (3x), last vs. Cornell (12/8/21)  
Career 2 (3x), last vs. Cornell (12/8/21)

### FIELD GOALS MADE

Season 1 vs. Merrimack (11/21/21)  
Career 1 vs. Merrimack (11/21/21)

### FIELD GOALS ATTEMPTED

Season 2 vs. Merrimack (11/21/21)  
Career 2 vs. Merrimack (11/21/21)

### 3-PT. FIELD GOALS MADE

Season 1 vs. Merrimack (11/21/21)  
Career 1 vs. Merrimack (11/21/21)

### 3-PT. FIELD GOALS ATTEMPTED

Season 2 vs. Merrimack (11/21/21)  
Career 2 vs. Merrimack (11/21/21)

### FREE THROWS MADE

Season -  
Career -

### FREE THROWS ATTEMPTED

Season -  
Career -

## CAREER STATS

	GP-GS	MIN	AVG	FG-FGA	FG%	3FG-FGA	3FG%	FT-FTA	FT%	OFF-DEF-TOT	AVG	PF-FO	AST	TO	BLK	STL	PTS	AVG
2021-22	4-0	7	1.8	1-3	.333	1-3	.333	0-0	.000	0-0-0	0.0	0-0	0	0	0	0	3	0.8
<b>TOTAL</b>	<b>4-0</b>	<b>7</b>	<b>1.8</b>	<b>1-3</b>	<b>.333</b>	<b>1-3</b>	<b>.333</b>	<b>0-0</b>	<b>.000</b>	<b>0-0-0</b>	<b>0.0</b>	<b>0-0</b>	<b>0</b>	<b>0</b>	<b>0</b>	<b>0</b>	<b>3</b>	<b>0.8</b>

- Recruited as a preferred walk-on.
- Played four years at St. Xavier High School for head coach Kevin Klein.
- Holds school record for career 3-pointers made, school record for 3-pointers made in a game and school record for 3-pointers made in a season.
- Led Kentucky in 3-pointers his senior year - averaged 18 ppg and four 3-pointers per game.
- Dad played tennis at the University of Kentucky.

*Last name pronounced: VAR-guh*

## 2021-22 GAME-BY-GAME STATS

OPPONENT	DATE	ST	MIN	FG-FGA	PCT	3FG-FGA	PCT	FT-FTA	PCT	OFF	DEF	TOT	PF	A	T/O	BLK	STL	PTS
Maine	11/9/21		2	0-0	.000	0-0	.000	0-0	.000	0	0	0	0	0	0	0	0	0
at Navy	11/12/21							DNP										
Radford	11/15/21		1	0-0	.000	0-0	.000	0-0	.000	0	0	0	0	0	0	0	0	0
St. Francis (Pa.)	11/18/21							DNP										
Merrimack	11/21/21		2	1-2	.500	1-2	.500	0-0	.000	0	0	0	0	0	0	0	0	3
vs. Memphis	11/24/21							DNP										
vs. Xavier	11/26/21							DNP										
at Maryland	12/1/21							DNP										
Wake Forest	12/4/21							DNP										
Cornell	12/8/21		2	0-1	.000	0-1	.000	0-0	.000	0	0	0	0	0	0	0	0	0
at Dayton	12/12/21																	
vs. St. Bonaventure	12/17/21																	
at Duke	12/22/21																	
at North Carolina	12/29/21																	
Pittsburgh	1/1/22																	
NC State	1/4/22																	
at Virginia	1/12/22																	
Notre Dame	1/15/22																	
at NC State	1/19/22																	
at Boston College	1/22/22																	
Miami	1/26/22																	
at Florida State	1/29/22																	
Georgia Tech	2/2/22																	
at Pittsburgh	2/5/22																	
Syracuse	2/12/22																	
Virginia	2/14/22																	
North Carolina	2/19/22																	
at Georgia Tech	2/23/22																	
at Miami	2/26/22																	
Louisville	3/1/22																	
at Clemson	3/5/22																	

## PRODUCTION TRACKER

	This Season
Scored 5+ Points	-
Scored 10+ Points	-
Made Multiple 3FGs	-
Made 3+ 3FGs	-
Led Tech in 3FGM	-
Shot over 40% from 3	1
Played 5+ Minutes	-
Had Multiple Assists	-
Had Multiple Steals	-



# 15 LYNN KIDD

**SOPHOMORE** Center | 6-10 | 240 | Public Health  
Gainesville, Florida | Clemson



## SEASON/CAREER BESTS

### POINTS

Season 3 vs. Saint Francis (11/18/21)  
Career 4 vs. Florida State (1/23/21)

### REBOUNDS

Season 3 vs. Maine (11/9/21)  
Career 4 vs. South Carolina State (12/2/20)

### ASSISTS

Season -  
Career 1 vs. Mississippi State (11/25/20)

### BLOCKS

Season 1 vs. Merrimack (11/21/21)  
Career 2 vs. South Carolina State (12/2/20)

### STEALS

Season -  
Career -

### MINUTES

Season 4 (2x), last vs. Saint Francis (11/18/21)  
Career 12 vs. South Carolina State (12/2/20)

### FIELD GOALS MADE

Season 1 vs. Saint Francis (11/18/21)  
Career 1 (3x), last vs. Saint Francis (11/18/21)

### FIELD GOALS ATTEMPTED

Season 3 vs. Saint Francis (11/18/21)  
Career 5 vs. South Carolina State (12/2/20)

### 3-PT. FIELD GOALS MADE

Season -  
Career -

### 3-PT. FIELD GOALS ATTEMPTED

Season -  
Career -

### FREE THROWS MADE

Season 1 vs. Saint Francis (11/18/21)  
Career 2 (2x), last vs. Florida State (1/23/21)

### FREE THROWS ATTEMPTED

Season 1 vs. Saint Francis (11/18/21)  
Career 2 (2x), last vs. Florida State (1/23/21)

## CAREER STATS

	GP-GS	MIN	AVG	FG-FGA	FG%	3FG-FGA	3FG%	FT-FTA	FT%	OFF-DEF-TOT	AVG	PF-FO	AST	TO	BLK	STL	PTS	AVG
2020-21	7-0	33	4.7	2-6	.333	0-0	.000	4-4	1.000	4-3-7	1.0	6-0	1	2	2	0	8	1.1
2021-22	5-0	15	3.0	1-6	.167	0-0	.000	1-1	1.000	4-4-8	1.6	0-0	0	2	1	0	3	0.6
<b>TOTAL</b>	<b>12-0</b>	<b>48</b>	<b>4.0</b>	<b>3-12</b>	<b>.250</b>	<b>0-0</b>	<b>.000</b>	<b>5-5</b>	<b>1.000</b>	<b>8-7-15</b>	<b>1.3</b>	<b>6-0</b>	<b>1</b>	<b>4</b>	<b>3</b>	<b>0</b>	<b>11</b>	<b>0.9</b>

- Played in seven games, totaling eight points in 33 minutes of action as a freshman at Clemson.
- Reclassified from the 2021 recruiting class to 2020.
- No. 77 overall prospect on ESPN's Top-100 list of high school juniors; four-star recruit.
- Chose Clemson over Virginia Tech, Miami, Wake Forest, Auburn and Florida during his initial recruitment.

## 2021-22 GAME-BY-GAME STATS

OPPONENT	DATE	ST	MIN	FG-FGA	PCT	3FG-FGA	PCT	FT-FTA	PCT	OFF	DEF	TOT	PF	A	T/O	BLK	STL	PTS
Maine	11/9/21		4	0-1	.000	0-0	.000	0-0	.000	2	1	3	0	0	2	0	0	0
at Navy	11/12/21									DNP								
Radford	11/15/21		1	0-1	.000	0-0	.000	0-0	.000	0	0	0	0	0	0	0	0	0
St. Francis (Pa.)	11/18/21		4	1-3	.333	0-0	.000	1-1	1.000	1	0	1	0	0	0	0	0	3
Merrimack	11/21/21		3	0-0	.000	0-0	.000	0-0	.000	0	2	2	0	0	0	1	0	0
vs. Memphis	11/24/21									DNP								
vs. Xavier	11/26/21									DNP								
at Maryland	12/1/21									DNP								
Wake Forest	12/4/21									DNP								
Cornell	12/8/21		3	0-1	.000	0-0	.000	0-0	.000	1	1	2	0	0	0	0	0	0
at Dayton	12/12/21									DNP								
vs. St. Bonaventure	12/17/21									DNP								
at Duke	12/22/21									DNP								
at North Carolina	12/29/21									DNP								
Pittsburgh	1/1/22									DNP								
NC State	1/4/22									DNP								
at Virginia	1/12/22									DNP								
Notre Dame	1/15/22									DNP								
at NC State	1/19/22									DNP								
at Boston College	1/22/22									DNP								
Miami	1/26/22									DNP								
at Florida State	1/29/22									DNP								
Georgia Tech	2/2/22									DNP								
at Pittsburgh	2/5/22									DNP								
Syracuse	2/12/22									DNP								
Virginia	2/14/22									DNP								
North Carolina	2/19/22									DNP								
at Georgia Tech	2/23/22									DNP								
at Miami	2/26/22									DNP								
Louisville	3/1/22									DNP								
at Clemson	3/5/22									DNP								

## PRODUCTION TRACKER

	This Season	Career
Scored 10+ Points	-	-
Had 5+ Rebounds	-	-
Had Multiple Blocks	-	1
Led Tech in Blocks	-	-
Had Multiple Steals	-	-
Shot over 50% from the floor	-	1
Played 10+ Minutes	-	1
Shot 5+ Free Throws	-	-
Had Multiple Dunks	-	-





# 21 JOHN OJIAKO

**JUNIOR** Center | 6-10 | 245 | Public Health  
Lagos, Nigeria | Admiral Farragut (Fla.)



## SEASON/CAREER BESTS

### POINTS

Season 9 vs. Maine (11/9/21)  
Career 15 vs. UMES (12/29/19)

### REBOUNDS

Season 5 (2x), last vs. Merrimack (11/21/21)  
Career 9 (2x), last vs. Pittsburgh (2/15/20)

### ASSISTS

Season 1 vs. Cornell (12/8/21)  
Career 1 (3x), last vs. Cornell (12/8/21)

### BLOCKS

Season 1 (3x), last vs. Cornell (12/8/21)  
Career 5 vs. Miami (2/19/20)

### STEALS

Season -  
Career 2 vs. USC Upstate (11/13/19)

### MINUTES

Season 14 vs. Merrimack (11/21/21)  
Career 23 vs. Miami (2/19/20)

### FIELD GOALS MADE

Season 4 vs. Maine (11/9/21)  
Career 5 vs. UMES (12/29/19)

### FIELD GOALS ATTEMPTED

Season 8 vs. Maine (11/9/21)  
Career 10 vs. UMES (12/29/19)

### 3-PT. FIELD GOALS MADE

Season -  
Career -

### 3-PT. FIELD GOALS ATTEMPTED

Season -  
Career -

### FREE THROWS MADE

Season 2 vs. Saint Francis (11/18/21)  
Career 5 vs. UMES (12/29/19)

### FREE THROWS ATTEMPTED

Season 2 (2x), last vs. Cornell (12/8/21)  
Career 6 vs. UMES (12/29/19)

## CAREER STATS

	GP-GS	MIN	AVG	FG-FGA	FG%	3FG-FGA	3FG%	FT-FTA	FT%	OFF-DEF-TOT	AVG	PF-FO	AST	TO	BLK	STL	PTS	AVG
2019-20	31-2	325	10.5	33-61	.541	0-0	.000	19-28	.679	35-50-85	2.7	47-2	2	17	23	6	85	2.7
2020-21	6-0	16	2.7	1-4	.250	0-0	.000	0-2	.000	0-1-1	0.2	4-0	0	1	2	0	2	0.3
2021-22	9-0	72	8.0	13-23	.565	0-0	.000	4-5	.800	13-14-27	3.0	8-0	1	4	3	0	30	3.3
<b>TOTAL</b>	<b>46-2</b>	<b>412</b>	<b>9.0</b>	<b>47-88</b>	<b>.534</b>	<b>0-0</b>	<b>.000</b>	<b>23-35</b>	<b>.657</b>	<b>48-65-113</b>	<b>2.5</b>	<b>58-1</b>	<b>3</b>	<b>22</b>	<b>28</b>	<b>6</b>	<b>117</b>	<b>2.5</b>

- Battled through injuries most of 2020-21.
- Played in six games last season, throwing down a dunk for his lone bucket of the year.
- Played at Admiral Farragut High School in Florida during 2018-19.
- Originally from Nigeria, played his high school basketball first in Kentucky and then in St. Petersburg, Florida.
- Rated as the No. 25 center in the nation and No. 10 player in Florida by ESPN.
- Three-star prospect on 247 Sports and Rivals.com.
- Hopes to become a medical doctor.

*Last name pronounced: oh-GEE-ah-koh*

## 2021-22 GAME-BY-GAME STATS

OPPONENT	DATE	ST	MIN	FG-FGA	PCT	3FG-FGA	PCT	FT-FTA	PCT	OFF	DEF	TOT	PF	A	T/O	BLK	STL	PTS
Maine	11/9/21		12	4-8	.500	0-0	.000	1-1	1.000	2	2	4	2	0	0	0	0	9
at Navy	11/12/21		9	3-3	1.000	0-0	.000	0-0	.000	1	1	2	1	0	1	1	0	6
Radford	11/15/21		10	0-1	.000	0-0	.000	0-0	.000	1	4	5	3	0	0	0	0	0
St. Francis (Pa.)	11/18/21		9	2-4	.500	0-0	.000	2-2	1.000	2	1	3	1	0	2	1	0	6
Merrimack	11/21/21		14	3-4	.750	0-0	.000	0-0	.000	1	4	5	0	0	0	0	0	6
vs. Memphis	11/24/21		4	0-0	.000	0-0	.000	0-0	.000	0	0	0	0	0	0	0	0	0
vs. Xavier	11/26/21								DNP									
at Maryland	12/1/21		3	0-1	.000	0-0	.000	0-0	.000	0	0	0	0	0	0	0	0	0
Wake Forest	12/4/21		3	1-1	1.000	0-0	.000	0-0	.000	2	1	3	0	0	0	0	0	2
Cornell	12/8/21		8	0-1	.000	0-0	.000	1-2	.500	3	1	4	1	1	1	1	0	1
at Dayton	12/12/21																	
vs. St. Bonaventure	12/17/21																	
at Duke	12/22/21																	
at North Carolina	12/29/21																	
Pittsburgh	1/1/22																	
NC State	1/4/22																	
at Virginia	1/12/22																	
Notre Dame	1/15/22																	
at NC State	1/19/22																	
at Boston College	1/22/22																	
Miami	1/26/22																	
at Florida State	1/29/22																	
Georgia Tech	2/2/22																	
at Pittsburgh	2/5/22																	
Syracuse	2/12/22																	
Virginia	2/14/22																	
North Carolina	2/19/22																	
at Georgia Tech	2/23/22																	
at Miami	2/26/22																	
Louisville	3/1/22																	
at Clemson	3/5/22																	

## PRODUCTION TRACKER

	This Season	Career
Scored 10+ Points	-	1
Had 5+ Rebounds	2	8
Had Multiple Blocks	-	7
Led Tech in Blocks	1	9
Had Multiple Steals	-	1
Shot over 50% from the floor	5	25
Played 10+ Minutes	3	18
Shot 5+ Free Throws	-	2
Had Multiple Dunks	-	-



# 22 KEVE ALUMA

R-SENIOR Forward | 6-9 | 235 | Sociology (2nd undergraduate degree)  
Berlin, Maryland | Wofford



### SEASON/CAREER BESTS

#### POINTS

Season 23 vs. Wake Forest (12/4/21)  
Career 30 at Pittsburgh (2/3/21)

#### REBOUNDS

Season 12 at Maryland (12/1/21)  
Career 14 vs. Georgia Tech (2/23/21)

#### ASSISTS

Season 5 vs. Wake Forest (12/4/21)  
Career 5 (4x), last vs. Wake Forest (12/4/21)

#### BLOCKS

Season 3 vs. Merrimack (11/21/21)  
Career 4 at Wake Forest (1/17/21)

#### STEALS

Season 2 vs. Memphis (11/24/21)  
Career 3 vs. Samford (1/24/19)

#### MINUTES

Season 37 vs. Xavier (11/26/21)  
Career 43 at Miami (2/6/21)

#### FIELD GOALS MADE

Season 8 (2x), last vs. Cornell (12/8/21)  
Career 10 (2x), last at Pittsburgh (2/3/21)

#### FIELD GOALS ATTEMPTED

Season 17 vs. Memphis (11/24/21)  
Career 17 vs. Memphis (11/24/21)

#### 3-PT. FIELD GOALS MADE

Season 4 vs. Wake Forest (12/4/21)  
Career 5 vs. Wake Forest (2/27/21)

#### 3-PT. FIELD GOALS ATTEMPTED

Season 7 vs. Wake Forest (12/4/21)  
Career 7 (2x), last vs. Wake Forest (12/4/21)

#### FREE THROWS MADE

Season 10 at Navy (11/12/21)  
Career 10 at Navy (11/12/21)

#### FREE THROWS ATTEMPTED

Season 10 at Navy (11/12/21)  
Career 13 vs. VMI (12/3/20)

### CAREER STATS

	GP-GS	MIN	AVG	FG-FGA	FG%	3FG-FGA	3FG%	FT-FTA	FT%	OFF-DEF-TOT	AVG	PF-FO	AST	TO	BLK	STL	PTS	AVG
2017-18	33-2	439	13.3	30-53	.566	0-0	.000	24-42	.571	45-68-113	3.4	63-2	18	20	13	6	84	2.5
2018-19	35-34	930	26.6	94-141	.667	0-1	.000	54-94	.574	92-147-239	6.8	81-3	34	36	31	23	242	6.9
2019-20											DNP							
2020-21	22-22	674	30.6	118-241	.490	20-57	.351	78-108	.722	56-118-174	7.9	52-1	48	41	29	15	334	15.2
2021-22	10-10	279	27.9	54-105	.514	6-24	.250	30-39	.769	22-42-64	6.4	27-1	16	13	10	4	144	14.4
<b>TOTAL</b>	<b>100-68</b>	<b>2323</b>	<b>23.2</b>	<b>296-540</b>	<b>.548</b>	<b>26-82</b>	<b>.317</b>	<b>186-283</b>	<b>.657</b>	<b>215-375-590</b>	<b>5.9</b>	<b>223-7</b>	<b>116</b>	<b>110</b>	<b>83</b>	<b>48</b>	<b>804</b>	<b>8.0</b>

- Returns after exploring his 2021 NBA Draft options. *Name pronounced: kev-AYE ah-LOU-muh*
- Second-Team All-ACC pick in 2020-21.
- Only Hokie to start all 22 games Tech played.
- Averaged a team-high 15.2 points per game, which ranked ninth in the ACC.
- Posted a team-best six double-doubles last season.
- Two-time ACC Player of the Week (11/30/20, 2/1/21).
- Earned his first undergraduate degree in human development from Virginia Tech in May 2021.
- Currently working on his second undergraduate degree in sociology.

### 2021-22 GAME-BY-GAME STATS

OPPONENT	DATE	ST	MIN	FG-FGA	PCT	3FG-FGA	PCT	FT-FTA	PCT	OFF	DEF	TOT	PF	A	T/O	BLK	STL	PTS
Maine	11/9/21	*	18	3-5	.600	0-1	.000	2-2	1.000	0	0	0	3	0	0	1	0	8
at Navy	11/12/21	*	24	5-9	.556	0-0	.000	10-10	1.000	2	4	6	4	1	1	1	1	20
Radford	11/15/21	*	23	5-8	.625	0-2	.000	0-0	.000	0	4	4	3	1	2	2	0	10
St. Francis (Pa.)	11/18/21	*	24	6-13	.462	0-5	.000	6-8	.750	2	5	7	3	1	1	0	0	18
Merrimack	11/21/21	*	24	2-3	.667	0-0	.000	2-4	.500	2	3	5	1	2	1	3	0	6
vs. Memphis	11/24/21	*	36	5-17	.294	1-3	.333	3-4	.750	5	6	11	5	1	1	0	2	14
vs. Xavier	11/26/21	*	37	6-11	.545	0-1	.000	0-1	.000	0	5	5	0	2	1	0	0	12
at Maryland	12/1/21	*	35	6-14	.429	1-4	.250	4-6	.667	5	7	12	2	2	2	2	0	17
Wake Forest	12/4/21	*	36	8-16	.500	4-7	.571	3-4	.750	4	5	9	3	5	4	0	0	23
Cornell	12/8/21	*	22	8-9	.889	0-1	.000	0-0	.000	2	3	5	3	1	0	1	1	16
at Dayton	12/12/21																	
vs. St. Bonaventure	12/17/21																	
at Duke	12/22/21																	
at North Carolina	12/29/21																	
Pittsburgh	1/1/22																	
NC State	1/4/22																	
at Virginia	1/12/22																	
Notre Dame	1/15/22																	
at NC State	1/19/22																	
at Boston College	1/22/22																	
Miami	1/26/22																	
at Florida State	1/29/22																	
Georgia Tech	2/2/22																	
at Pittsburgh	2/5/22																	
Syracuse	2/12/22																	
Virginia	2/14/22																	
North Carolina	2/19/22																	
at Georgia Tech	2/23/22																	
at Miami	2/26/22																	
Louisville	3/1/22																	
at Clemson	3/5/22																	

### PRODUCTION TRACKER

	This Season	Career
Scored 10+ Points	8	33
Scored 20+ Points	2	7
Led Tech in Scoring	5	13
Had 10+ Rebounds	2	17
Led Tech in Rebounding	2	14
Had a Double-Double	2	10
Shot over 50% from the floor	7	66
Made 3+ 3FGs	1	4
Shot 5+ Free Throws	3	21



# 25 JUSTYN MUTTS

**GRADUATE STUDENT** Forward | 6-7 | 230 | Educational Psychology (2nd master's degree)  
Millville, New Jersey | Delaware



## SEASON/CAREER BESTS

### POINTS

Season 16 at Maryland (12/1/21)  
Career 30 at Hofstra (1/23/20)

### REBOUNDS

Season 12 vs. Memphis (11/24/21)  
Career 16 vs. UMES (11/29/19)

### ASSISTS

Season 6 vs. Maine (11/9/21)  
Career 7 at Miami (2/6/21)

### BLOCKS

Season 1 (3x), last vs. Xavier (11/26/21)  
Career 4 (3x), last vs. Hofstra (3/9/20)

### STEALS

Season 4 vs. Memphis (11/24/21)  
Career 5 at Pittsburgh (11/28/17)

### MINUTES

Season 38 vs. Memphis (11/24/21)  
Career 39 (2x), last at Miami (2/6/21)

### FIELD GOALS MADE

Season 7 (2x), last vs. Wake Forest (12/4/21)  
Career 14 at Hofstra (1/23/20)

### FIELD GOALS ATTEMPTED

Season 13 (2x), last vs. Radford (11/15/21)  
Career 17 at Hofstra (1/23/20)

### 3-PT. FIELD GOALS MADE

Season 2 at Maryland (12/1/21)  
Career 3 (2x), last vs. North Carolina (3/11/21)

### 3-PT. FIELD GOALS ATTEMPTED

Season 3 (4x), last vs. Wake Forest (12/4/21)  
Career 5 (3x), last vs. North Carolina (3/11/21)

### FREE THROWS MADE

Season 4 vs. Cornell (12/8/21)  
Career 8 vs. UMES (11/29/19)

### FREE THROWS ATTEMPTED

Season 4 (2x), last vs. Cornell (12/8/21)  
Career 8 (3x), last vs. Columbia (12/2/19)

## CAREER STATS

	GP-GS	MIN	AVG	FG-FGA	FG%	3FG-FGA	3FG%	FT-FTA	FT%	OFF-DEF-TOT	AVG	PF-FO	AST	TO	BLK	STL	PTS	AVG	
2017-18	28-18	568	20.3	71-132	.538	0-1	.000	26-47	.553	38-74-112	4.0	86-2	39	42	32	30	168	6.0	
2018-19											DNP								
2019-20	33-32	1047	31.7	162-301	.538	2-18	.111	75-102	.735	66-210-276	8.4	110-7	72	82	34	44	401	12.2	
2020-21	22-21	650	29.5	83-162	.512	15-45	.333	27-53	.509	37-104-141	6.4	62-2	49	51	17	13	208	9.5	
2021-22	10-10	274	27.4	44-82	.537	8-20	.400	7-12	.583	19-52-71	7.1	25-0	31	21	4	14	103	10.3	
<b>TOTAL</b>	<b>93-81</b>	<b>2539</b>	<b>27.3</b>	<b>360-677</b>	<b>.532</b>	<b>25-84</b>	<b>.298</b>	<b>135-214</b>	<b>.631</b>	<b>160-440-600</b>	<b>6.5</b>	<b>283-11</b>	<b>191</b>	<b>196</b>	<b>87</b>	<b>101</b>	<b>880</b>	<b>9.5</b>	

- Focused on improving his shooting form in the offseason. *First name pronounced: JUST-in*
- Has been impressive in offseason workouts and is due for a breakout season.
- Started 21 of 22 games he played in last season.
- Reached double-figure scoring nine times in his first season as a Hokie.
- ACC All-Academic Team member in 2020-21.
- At Delaware, led the Blue Hens in rebounding and was fifth in the CAA in rebounds per game with 8.4 in 2019-20.
- Second on the team in points per game (12.2) and turned in 11 double-doubles - the third most in the CAA.
- Had 19 double-digit scoring outings and 13 double-figure rebounding efforts in 2019-20.
- Sat out the 2018-19 season due to NCAA transfer policy.
- As a freshman at High Point, Big South All-Freshman Team honoree.
- Chose the Hokies over Mississippi State and Houston.
- Earned his master's degree from Virginia Tech's OMALS program in May 2021.
- Currently working on his second graduate degree in educational psychology.

## 2021-22 GAME-BY-GAME STATS

OPPONENT	DATE	ST	MIN	FG-FGA	PCT	3FG-FGA	PCT	FT-FTA	PCT	OFF	DEF	TOT	PF	A	T/O	BLK	STL	PTS
Maine	11/9/21	*	23	7-13	.538	1-3	.333	0-0	.000	2	5	7	1	6	1	1	2	15
at Navy	11/12/21	*	34	4-5	.800	1-1	1.000	0-0	.000	1	6	7	2	2	2	0	1	9
Radford	11/15/21	*	25	5-13	.385	1-3	.333	0-0	.000	2	6	8	3	1	1	1	0	11
St. Francis (Pa.)	11/18/21	*	21	3-8	.375	0-2	.000	0-0	.000	0	5	5	3	2	1	0	3	6
Merrimack	11/21/21	*	22	4-5	.800	1-1	1.000	0-0	.000	2	5	7	3	5	2	0	1	9
vs. Memphis	11/24/21	*	38	3-6	.500	0-2	.000	1-2	.500	4	8	12	2	3	3	0	4	7
vs. Xavier	11/26/21	*	32	2-6	.333	1-2	.500	0-2	.000	3	8	11	2	3	3	1	1	5
at Maryland	12/1/21	*	31	6-12	.500	2-3	.667	2-4	.500	2	2	4	4	2	2	0	2	16
Wake Forest	12/4/21	*	28	7-10	.700	1-3	.333	0-0	.000	1	2	3	3	3	3	0	0	15
Cornell	12/8/21	*	20	3-4	.750	0-0	.000	4-4	1.000	3	5	8	2	4	3	1	0	10
at Dayton	12/12/21																	
vs. St. Bonaventure	12/17/21																	
at Duke	12/22/21																	
at North Carolina	12/29/21																	
Pittsburgh	1/1/22																	
NC State	1/4/22																	
at Virginia	1/12/22																	
Notre Dame	1/15/22																	
at NC State	1/19/22																	
at Boston College	1/22/22																	
Miami	1/26/22																	
at Florida State	1/29/22																	
Georgia Tech	2/2/22																	
at Pittsburgh	2/5/22																	
Syracuse	2/12/22																	
Virginia	2/14/22																	
North Carolina	2/19/22																	
at Georgia Tech	2/23/22																	
at Miami	2/26/22																	
Louisville	3/1/22																	
at Clemson	3/5/22																	

## PRODUCTION TRACKER

	This Season	Career
Scored 10+ Points	5	38
Scored 20+ Points	-	7
Led Tech in Scoring	1	3
Had 10+ Rebounds	2	17
Led Tech in Rebounding	5	11
Had a Double-Double	-	12
Shot over 50% from the floor	7	54
Made 3+ 3FGs	-	2
Shot 5+ Free Throws	-	14



# VIRGINIA TECH MEN'S BASKETBALL

## COMBINED TEAM STATS

### Game Records

Record	Overall	Home	Away	Neutral
ALL GAMES	7-3	5-1	2-0	0-2
CONFERENCE	0-1	0-1	0-0	0-0
NON-CONFERENCE	7-2	5-0	2-0	0-2

### Score by Periods

Team	1st	2nd	OT	TOT
Virginia Tech	353	363	0	716
Opponents	273	294	0	567

### Team Box Score

No.	Player	Total			3-Point			F-Throw		Rebounds				Other Stats								
		GP-GS	MIN	AVG	FG-FGA	FG%	3FG-3FGA	3FG%	FT-FTA	FT%	OFF	DEF	TOT	AVG	PF	DQ	A	TO	BLK	STL	PTS	AVG
22	ALUMA, Keve	10-10	278:58	27.9	54-105	.514	6-24	.250	30-39	.769	22	42	64	6.4	27	1	16	13	10	4	144	14.4
4	ALLEYNE, Nahiem	10-10	328:11	32.8	38-103	.369	19-46	.413	25-26	.962	0	35	35	3.5	12	0	28	18	0	5	120	12.0
25	MUTTS, Justyn	10-10	272:59	27.3	44-82	.537	8-20	.400	7-12	.583	20	52	72	7.2	25	0	31	21	4	14	103	10.3
0	CATTOOR, Hunter	10-10	313:11	31.3	31-76	.408	21-52	.404	5-7	.714	2	35	37	3.7	21	0	21	8	0	11	88	8.8
5	MURPHY, Storm	10-10	282:14	28.2	28-66	.424	12-37	.324	5-9	.556	0	16	16	1.6	18	0	23	18	0	4	73	7.3
13	MADDOX, Darius	10-0	162:49	16.3	23-40	.575	11-19	.579	9-11	.818	4	16	20	2.0	7	0	2	7	3	3	66	6.6
1	N'GUESSAN, David	10-0	151:09	15.1	19-41	.463	2-5	.400	8-18	.444	11	23	34	3.4	15	0	8	8	9	4	48	4.8
21	OJIAKO, John	9-0	71:45	8.0	13-23	.565	0-0	.000	4-5	.800	12	14	26	2.9	8	0	1	4	3	0	30	3.3
3	PEDULLA, Sean	10-0	89:03	8.9	11-24	.458	8-13	.615	1-2	.500	2	7	9	0.9	5	0	9	4	0	6	31	3.1
14	VARGA, Ben	4-0	07:47	1.9	1-3	.333	1-3	.333	0-0	.000	0	0	0	0.0	0	0	0	0	0	0	3	0.8
11	HAYNES, Jalen	6-0	16:23	2.7	2-6	.333	0-0	.000	0-1	.000	2	1	3	0.5	1	0	0	1	0	0	4	0.7
15	KIDD, Lynn	5-0	14:46	3.0	1-6	.167	0-0	.000	1-1	1.000	4	4	8	1.6	0	0	0	2	1	0	3	0.6
10	JOHNSON, Camden	5-0	10:45	2.2	1-1	1.000	1-1	1.000	0-0	.000	0	1	1	0.2	0	0	1	0	0	1	3	0.6
Team											10	9	19					1				
<b>Total</b>		<b>10</b>	<b>2000</b>		<b>266-576</b>	<b>.462</b>	<b>89-220</b>	<b>.405</b>	<b>95-131</b>	<b>.725</b>	<b>89</b>	<b>255</b>	<b>344</b>	<b>34.4</b>	<b>139</b>	<b>1</b>	<b>140</b>	<b>105</b>	<b>30</b>	<b>52</b>	<b>716</b>	<b>71.6</b>
<b>Opponents</b>		<b>10</b>	<b>2000</b>		<b>216-540</b>	<b>.400</b>	<b>51-210</b>	<b>.243</b>	<b>84-115</b>	<b>.730</b>	<b>81</b>	<b>234</b>	<b>315</b>	<b>31.5</b>	<b>146</b>	<b>0</b>	<b>106</b>	<b>140</b>	<b>31</b>	<b>56</b>	<b>567</b>	<b>56.7</b>

### Team Statistics

	HOKIES	OPP
<b>Scoring</b>	<b>716</b>	<b>567</b>
Points per game	71.6	56.7
Scoring margin	+14.9	-
<b>Field goals-att</b>	<b>266-576</b>	<b>216-540</b>
Field goal pct	.462	.400
<b>3 point fg-att</b>	<b>89-220</b>	<b>51-210</b>
3-point FG pct	.405	.243
3-pt FG made per game	8.9	5.1
<b>Free throws-att</b>	<b>95-131</b>	<b>84-115</b>
Free throw pct	.725	.730
F-Throws made per game	9.5	8.4
<b>Rebounds</b>	<b>344</b>	<b>315</b>
Rebounds per game	34.4	31.5
Rebounding margin	+2.9	-
<b>Assists</b>	<b>140</b>	<b>106</b>
Assists per game	14.0	10.6
<b>Turnovers</b>	<b>105</b>	<b>140</b>
Turnovers per game	10.5	14.0
Turnover margin	+3.5	-
Assist/turnover ratio	1.3	0.8
<b>Steals</b>	<b>52</b>	<b>56</b>
Steals per game	5.2	5.6
<b>Blocks</b>	<b>30</b>	<b>31</b>
Blocks per game	3.0	3.1
<b>Winning streak</b>	<b>1</b>	<b>-</b>
Home win streak	1	-
<b>Attendance</b>	<b>39803</b>	<b>20772</b>
Home games-Avg/Game	6-6634	2-10386
Neutral site-Avg/Game	-	2-1402

### Team Results

Date	Opponent		Score	Att.
11/09/2021	Maine	W	82-47	6473
11/12/2021	at Navy	W	77-57	4784
11/15/2021	Radford	W	65-39	6835
11/18/2021	Saint Francis (PA)	W	85-55	6437
11/21/2021	Merrimack	W	72-43	4730
11/24/2021	vs Memphis	L	61-69	2804
11/26/2021	vs Xavier	L	58-59	0
12/01/2021	at Maryland	W	62-58	15988
12/04/2021	Wake Forest	L	61-80	8925
12/08/2021	Cornell	W	93-60	6403

# VIRGINIA TECH MEN'S BASKETBALL

## TEAM GAME-BY-GAME

Opponent	Date	Score	W	Total		3-Pointers		Free throws		Rebounds										
				FG-FGA	PCT	3FG-3FGA	PCT	FT-FTA	PCT	OFF	DEF	TOT	AVG	PF	A	TO	BLK	STL	PTS	AVG
Maine	11/09/2021	82-47	W	35-66	.530	9-21	.429	3-5	.600	9	26	35	35.0	11	18	8	3	4	82	82.0
at Navy	11/12/2021	77-57	W	27-54	.500	8-19	.421	15-19	.789	8	27	35	35.0	17	14	9	2	5	77	79.5
Radford	11/15/2021	65-39	W	25-58	.431	10-23	.435	5-6	.833	7	34	41	37.0	14	10	15	3	7	65	74.7
Saint Francis (PA)	11/18/2021	85-55	W	31-60	.517	7-20	.350	16-20	.800	10	32	42	38.3	14	14	8	4	6	85	77.3
Merrimack	11/21/2021	72-43	W	27-49	.551	11-23	.478	7-12	.583	7	25	32	37.0	9	15	12	5	5	72	76.2
vs Memphis	11/24/2021	61-69	L	19-56	.339	7-21	.333	16-22	.727	9	24	33	36.3	20	10	13	0	8	61	73.7
vs Xavier	11/26/2021	58-59	L	22-54	.407	8-23	.348	6-10	.600	5	23	28	35.1	12	14	8	1	4	58	71.4
at Maryland	12/01/2021	62-58	W	23-60	.383	9-20	.450	7-12	.583	11	22	33	34.9	15	15	8	4	6	62	70.3
Wake Forest	12/04/2021	61-80	L	23-56	.411	8-27	.296	7-8	.875	11	14	25	33.8	13	14	12	2	3	61	69.2
Cornell	12/08/2021	93-60	W	34-63	.540	12-23	.522	13-17	.765	12	28	40	34.4	14	16	12	6	4	93	71.6
<b>Total</b>		<b>716</b>		<b>266-576</b>	<b>.462</b>	<b>89-220</b>	<b>.405</b>	<b>95-131</b>	<b>.725</b>	<b>89</b>	<b>255</b>	<b>344</b>	<b>34.4</b>	<b>139</b>	<b>140</b>	<b>105</b>	<b>30</b>	<b>52</b>	<b>716</b>	<b>71.6</b>
Opponents		567		216-540	.400	51-210	.243	84-115	.730	81	234	315	31.5	146	106	140	31	56	567	56.7

### Virginia Tech Averages

Games Played	Points/game	FG Pct	3FG Pct	FT Pct	Rebounds/game	Assists/game	Turnovers/game	Assist/Turnover ratio	Steals/game	Blocks/game
10	71.6	46.2	40.5	72.5	34.4	14.0	10.5	1.3	5.2	3.0

## OPPONENTS GAME-BY-GAME

Opponent	Date	Score		Total		3-Pointers		Free throws		Rebounds										
				FG-FGA	PCT	3FG-3FGA	PCT	FT-FTA	PCT	OFF	DEF	TOT	AVG	PF	A	TO	BLK	STL	PTS	AVG
Maine	11/09/2021	82-47	W	20-61	.328	4-22	.182	3-3	1.000	13	24	37	37.0	11	9	19	3	3	47	47.0
at Navy	11/12/2021	77-57	W	20-51	.392	3-25	.120	14-19	.737	7	22	29	33.0	18	9	10	3	6	57	52.0
Radford	11/15/2021	65-39	W	14-50	.280	2-24	.083	9-15	.600	7	25	32	32.7	13	8	18	2	11	39	47.7
Saint Francis (PA)	11/18/2021	85-55	W	21-63	.333	6-23	.261	7-11	.636	10	20	30	32.0	20	10	9	3	3	55	49.5
Merrimack	11/21/2021	72-43	W	19-49	.388	5-20	.250	0-0	.000	5	17	22	30.0	11	8	15	3	4	43	48.2
vs Memphis	11/24/2021	61-69	L	24-61	.393	5-19	.263	16-20	.800	15	30	45	32.5	21	10	14	4	8	69	51.7
vs Xavier	11/26/2021	58-59	L	22-46	.478	10-22	.455	5-8	.625	2	28	30	32.1	15	13	14	2	5	59	52.7
at Maryland	12/01/2021	62-58	W	23-55	.418	1-13	.077	11-11	1.000	9	30	39	33.0	12	6	15	7	4	58	53.4
Wake Forest	12/04/2021	61-80	L	33-52	.635	7-16	.438	7-12	.583	7	21	28	32.4	11	17	10	2	5	80	56.3
Cornell	12/08/2021	93-60	W	20-52	.385	8-26	.308	12-16	.750	6	17	23	31.5	14	16	16	2	7	60	56.7
<b>Total</b>		<b>567</b>		<b>216-540</b>	<b>.400</b>	<b>51-210</b>	<b>.243</b>	<b>84-115</b>	<b>.730</b>	<b>81</b>	<b>234</b>	<b>315</b>	<b>31.5</b>	<b>146</b>	<b>106</b>	<b>140</b>	<b>31</b>	<b>56</b>	<b>567</b>	<b>56.7</b>
Virginia Tech		716		266-576	.462	89-220	.405	95-131	.725	89	255	344	34.4	139	140	105	30	52	716	71.6

### Opponents Averages

Games Played	Points/game	FG Pct	3FG Pct	FT Pct	Rebounds/game	Assists/game	Turnovers/game	Assist/Turnover ratio	Steals/game	Blocks/game
10	56.7	40.0	24.3	73.0	31.5	10.6	14.0	0.8	5.6	3.1

TEAM CATEGORY LEADERS

Points

##	Player	G	Pts	Pts/G
22	Aluma, Keve	10	144	14.4
4	Alleyne, Nahiem	10	120	12.0
25	Mutts, Justyn	10	103	10.3
0	Cattoor, Hunter	10	88	8.8
5	Murphy, Storm	10	73	7.3
13	Maddox, Darius	10	66	6.6
1	N'Guessan, David	10	48	4.8
3	Pedulla, Sean	10	31	3.1
21	Ojiako, John	9	30	3.3
11	Haynes, Jalen	6	4	0.7
14	Varga, Ben	4	3	0.8
15	Kidd, Lynn	5	3	0.6
10	Johnson, Camden	5	3	0.6

Scoring Average

##	Player	G	Pts	Pts/G
22	Aluma, Keve	10	144	14.4
4	Alleyne, Nahiem	10	120	12.0
25	Mutts, Justyn	10	103	10.3
0	Cattoor, Hunter	10	88	8.8
5	Murphy, Storm	10	73	7.3
13	Maddox, Darius	10	66	6.6
1	N'Guessan, David	10	48	4.8
21	Ojiako, John	9	30	3.3
3	Pedulla, Sean	10	31	3.1
14	Varga, Ben	4	3	0.8
11	Haynes, Jalen	6	4	0.7
15	Kidd, Lynn	5	3	0.6
10	Johnson, Camden	5	3	0.6

Field Goal Percentage

##	Player	FG	Att	Pct
10	Johnson, Camden	1	1	1.000
13	Maddox, Darius	23	40	.575
21	Ojiako, John	13	23	.565
25	Mutts, Justyn	44	82	.537
22	Aluma, Keve	54	105	.514
1	N'Guessan, David	19	41	.463
3	Pedulla, Sean	11	24	.458
5	Murphy, Storm	28	66	.424
0	Cattoor, Hunter	31	76	.408
4	Alleyne, Nahiem	38	103	.369
14	Varga, Ben	1	3	.333
11	Haynes, Jalen	2	6	.333
15	Kidd, Lynn	1	6	.167

Field Goal Attempts

##	Player	G	Att	Att/G
22	Aluma, Keve	10	105	10.5
4	Alleyne, Nahiem	10	103	10.3
25	Mutts, Justyn	10	82	8.2
0	Cattoor, Hunter	10	76	7.6
5	Murphy, Storm	10	66	6.6

Field Goals Made

##	Player	G	Made	Made/G
22	Aluma, Keve	10	54	5.4
25	Mutts, Justyn	10	44	4.4
4	Alleyne, Nahiem	10	38	3.8
0	Cattoor, Hunter	10	31	3.1
5	Murphy, Storm	10	28	2.8

TEAM CATEGORY LEADERS

3-Point FG Percentage

##	Player	3FG	Att	Pct
10	Johnson, Camden	1	1	1.000
3	Pedulla, Sean	8	13	.615
13	Maddox, Darius	11	19	.579
4	Alleyne, Nahiem	19	46	.413
0	Cattoor, Hunter	21	52	.404
25	Mutts, Justyn	8	20	.400
1	N'Guessan, David	2	5	.400
14	Varga, Ben	1	3	.333
5	Murphy, Storm	12	37	.324
22	Aluma, Keve	6	24	.250

3-Point FG Attempts

##	Player	G	Att	Att/G
0	Cattoor, Hunter	10	52	5.2
4	Alleyne, Nahiem	10	46	4.6
5	Murphy, Storm	10	37	3.7
22	Aluma, Keve	10	24	2.4
25	Mutts, Justyn	10	20	2.0

3-Point FG Made

##	Player	G	Made	Made/G
0	Cattoor, Hunter	10	21	2.1
4	Alleyne, Nahiem	10	19	1.9
5	Murphy, Storm	10	12	1.2
13	Maddox, Darius	10	11	1.1
25	Mutts, Justyn	10	8	0.8

Free Throw Percentage

##	Player	Made	Att	Pct
15	Kidd, Lynn	1	1	1.000
4	Alleyne, Nahiem	25	26	.962
13	Maddox, Darius	9	11	.818
21	Ojiako, John	4	5	.800
22	Aluma, Keve	30	39	.769
0	Cattoor, Hunter	5	7	.714
25	Mutts, Justyn	7	12	.583
5	Murphy, Storm	5	9	.556
3	Pedulla, Sean	1	2	.500
1	N'Guessan, David	8	18	.444

Free Throw Attempts

##	Player	G	Att	Att/G
22	Aluma, Keve	10	39	3.9
4	Alleyne, Nahiem	10	26	2.6
1	N'Guessan, David	10	18	1.8
25	Mutts, Justyn	10	12	1.2
13	Maddox, Darius	10	11	1.1

Free Throws Made

##	Player	G	Made	Made/G
22	Aluma, Keve	10	30	3.0
4	Alleyne, Nahiem	10	25	2.5
13	Maddox, Darius	10	9	0.9
1	N'Guessan, David	10	8	0.8
25	Mutts, Justyn	10	7	0.7

Rebounds

##	Player	G	Reb	Reb/G
25	Mutts, Justyn	10	72	7.2
22	Aluma, Keve	10	64	6.4
0	Cattoor, Hunter	10	37	3.7
4	Alleyne, Nahiem	10	35	3.5
1	N'Guessan, David	10	34	3.4

Assists

##	Player	G	Ast	Ast/G
25	Mutts, Justyn	10	31	3.1
4	Alleyne, Nahiem	10	28	2.8
5	Murphy, Storm	10	23	2.3
0	Cattoor, Hunter	10	21	2.1
22	Aluma, Keve	10	16	1.6

Rebounds Average

##	Player	G	Reb	Reb/G
25	Mutts, Justyn	10	72	7.2
22	Aluma, Keve	10	64	6.4
0	Cattoor, Hunter	10	37	3.7
4	Alleyne, Nahiem	10	35	3.5
1	N'Guessan, David	10	34	3.4

Steals

##	Player	G	Stl	Stl/G
25	Mutts, Justyn	10	14	1.4
0	Cattoor, Hunter	10	11	1.1
3	Pedulla, Sean	10	6	0.6
4	Alleyne, Nahiem	10	5	0.5
22	Aluma, Keve	10	4	0.4



TEAM CATEGORY LEADERS

Offensive Rebounds

##	Player	G	OReb	OReb/G
22	Aluma, Keve	10	22	2.2
25	Mutts, Justyn	10	20	2.0
21	Ojiako, John	9	12	1.3
1	N'Guessan, David	10	11	1.1
13	Maddox, Darius	10	4	0.4

Blocked Shots

##	Player	G	Blk	Blk/G
22	Aluma, Keve	10	10	1.0
1	N'Guessan, David	10	9	0.9
25	Mutts, Justyn	10	4	0.4
13	Maddox, Darius	10	3	0.3
21	Ojiako, John	9	3	0.3

Defensive Rebounds

##	Player	G	DReb	DReb/G
25	Mutts, Justyn	10	52	5.2
22	Aluma, Keve	10	42	4.2
4	Alleyne, Nahiem	10	35	3.5
0	Cattoor, Hunter	10	35	3.5
1	N'Guessan, David	10	23	2.3

Minutes

##	Player	G	Min	Min/G
4	Alleyne, Nahiem	10	328	32:49
0	Cattoor, Hunter	10	313	31:19
5	Murphy, Storm	10	282	28:13
22	Aluma, Keve	10	279	27:54
25	Mutts, Justyn	10	273	27:18

Fouls

##	Player	G	PF	PF/G
22	Aluma, Keve	10	27	2.7
25	Mutts, Justyn	10	25	2.5
0	Cattoor, Hunter	10	21	2.1
5	Murphy, Storm	10	18	1.8
1	N'Guessan, David	10	15	1.5

Turnovers

##	Player	G	TO	TO/G
25	Mutts, Justyn	10	21	2.1
4	Alleyne, Nahiem	10	18	1.8
5	Murphy, Storm	10	18	1.8
22	Aluma, Keve	10	13	1.3
0	Cattoor, Hunter	10	8	0.8

Foul Outs

##	Player	G	FO
22	Aluma, Keve	10	1

TEAM GAME HIGHS

Virginia Tech - Game Highs

<b>POINTS</b>	93		Cornell (12/08/2021)
	85		Saint Francis (PA) (11/18/2021)
	82		Maine (11/09/2021)
	77		at Navy (11/12/2021)
	72		Merrimack (11/21/2021)
<b>FIELD GOALS MADE</b>	35		Maine (11/09/2021)
	34		Cornell (12/08/2021)
<b>FIELD GOAL ATTEMPTS</b>	66		Maine (11/09/2021)
	63		Cornell (12/08/2021)
<b>FIELD GOAL PERCENTAGE</b>	.551	(27-49)	Merrimack (11/21/2021)
	.540	(34-63)	Cornell (12/08/2021)
<b>3 PT FG MADE</b>	12		Cornell (12/08/2021)
	11		Merrimack (11/21/2021)
<b>3 PT FG ATTEMPTS</b>	27		Wake Forest (12/04/2021)
	23		Cornell (12/08/2021)
	23		vs Xavier (N) (11/26/2021)
	23		Merrimack (11/21/2021)
	23		Radford (11/15/2021)
<b>3 PT FG PERCENTAGE</b>	.522	(12-23)	Cornell (12/08/2021)
	.478	(11-23)	Merrimack (11/21/2021)
<b>FREE THROWS MADE</b>	16		vs Memphis (N) (11/24/2021)
	16		Saint Francis (PA) (11/18/2021)
<b>FREE THROW ATTEMPTS</b>	22		vs Memphis (N) (11/24/2021)
	20		Saint Francis (PA) (11/18/2021)
<b>FREE THROW PERCENTAGE</b>	.875	(7-8)	Wake Forest (12/04/2021)
	.833	(5-6)	Radford (11/15/2021)
<b>REBOUNDS</b>	42		Saint Francis (PA) (11/18/2021)
	41		Radford (11/15/2021)
<b>ASSISTS</b>	18		Maine (11/09/2021)
	16		Cornell (12/08/2021)
<b>STEALS</b>	8		vs Memphis (N) (11/24/2021)
	7		Radford (11/15/2021)
<b>BLOCKED SHOTS</b>	6		Cornell (12/08/2021)
	5		Merrimack (11/21/2021)
<b>TURNOVERS</b>	15		Radford (11/15/2021)
	13		vs Memphis (N) (11/24/2021)
<b>FOULS</b>	20		vs Memphis (N) (11/24/2021)
	17		at Navy (11/12/2021)

OPPONENT GAME HIGHS

Opponent - Game Highs

<b>POINTS</b>	80		Wake Forest (12/04/2021)
	69		vs Memphis (N) (11/24/2021)
	60		Cornell (12/08/2021)
	59		vs Xavier (N) (11/26/2021)
	58		at Maryland (12/01/2021)
<b>FIELD GOALS MADE</b>	33		Wake Forest (12/04/2021)
	24		vs Memphis (N) (11/24/2021)
<b>FIELD GOAL ATTEMPTS</b>	63		Saint Francis (PA) (11/18/2021)
	61		vs Memphis (N) (11/24/2021)
	61		Maine (11/09/2021)
<b>FIELD GOAL PERCENTAGE</b>	.635	(33-52)	Wake Forest (12/04/2021)
	.478	(22-46)	vs Xavier (N) (11/26/2021)
<b>3 PT FG MADE</b>	10		vs Xavier (N) (11/26/2021)
	8		Cornell (12/08/2021)
<b>3 PT FG ATTEMPTS</b>	26		Cornell (12/08/2021)
	25		at Navy (11/12/2021)
<b>3 PT FG PERCENTAGE</b>	.455	(10-22)	vs Xavier (N) (11/26/2021)
	.438	(7-16)	Wake Forest (12/04/2021)
<b>FREE THROWS MADE</b>	16		vs Memphis (N) (11/24/2021)
	14		at Navy (11/12/2021)
<b>FREE THROW ATTEMPTS</b>	20		vs Memphis (N) (11/24/2021)
	19		at Navy (11/12/2021)
<b>FREE THROW PERCENTAGE</b>	1.000	(11-11)	at Maryland (12/01/2021)
	1.000	(3-3)	Maine (11/09/2021)
<b>REBOUNDS</b>	45		vs Memphis (N) (11/24/2021)
	39		at Maryland (12/01/2021)
<b>ASSISTS</b>	17		Wake Forest (12/04/2021)
	16		Cornell (12/08/2021)
<b>STEALS</b>	11		Radford (11/15/2021)
	8		vs Memphis (N) (11/24/2021)
<b>BLOCKED SHOTS</b>	7		at Maryland (12/01/2021)
	4		vs Memphis (N) (11/24/2021)
<b>TURNOVERS</b>	19		Maine (11/09/2021)
	18		Radford (11/15/2021)
<b>FOULS</b>	21		vs Memphis (N) (11/24/2021)
	20		Saint Francis (PA) (11/18/2021)

TEAM GAME LOWS

Virginia Tech - Game Lows

<b>POINTS</b>	58		vs Xavier (N) (11/26/2021)
	61		Wake Forest (12/04/2021)
	61		vs Memphis (N) (11/24/2021)
	62		at Maryland (12/01/2021)
	65		Radford (11/15/2021)
<b>FIELD GOALS MADE</b>	19		vs Memphis (N) (11/24/2021)
	22		vs Xavier (N) (11/26/2021)
<b>FIELD GOAL ATTEMPTS</b>	49		Merrimack (11/21/2021)
	54		vs Xavier (N) (11/26/2021)
	54		at Navy (11/12/2021)
<b>FIELD GOAL PERCENTAGE</b>	.339	(19-56)	vs Memphis (N) (11/24/2021)
	.383	(23-60)	at Maryland (12/01/2021)
<b>3 PT FG MADE</b>	7		vs Memphis (N) (11/24/2021)
	7		Saint Francis (PA) (11/18/2021)
<b>3 PT FG ATTEMPTS</b>	19		at Navy (11/12/2021)
	20		at Maryland (12/01/2021)
	20		Saint Francis (PA) (11/18/2021)
<b>3 PT FG PERCENTAGE</b>	.296	(8-27)	Wake Forest (12/04/2021)
	.333	(7-21)	vs Memphis (N) (11/24/2021)
<b>FREE THROWS MADE</b>	3		Maine (11/09/2021)
	5		Radford (11/15/2021)
<b>FREE THROW ATTEMPTS</b>	5		Maine (11/09/2021)
	6		Radford (11/15/2021)
<b>FREE THROW PERCENTAGE</b>	.583	(7-12)	at Maryland (12/01/2021)
	.583	(7-12)	Merrimack (11/21/2021)
<b>REBOUNDS</b>	25		Wake Forest (12/04/2021)
	28		vs Xavier (N) (11/26/2021)
<b>ASSISTS</b>	10		vs Memphis (N) (11/24/2021)
	10		Radford (11/15/2021)
<b>STEALS</b>	3		Wake Forest (12/04/2021)
	4		Cornell (12/08/2021)
	4		vs Xavier (N) (11/26/2021)
	4		Maine (11/09/2021)
<b>BLOCKED SHOTS</b>	0		vs Memphis (N) (11/24/2021)
	1		vs Xavier (N) (11/26/2021)
<b>TURNOVERS</b>	8		at Maryland (12/01/2021)
	8		vs Xavier (N) (11/26/2021)
	8		Saint Francis (PA) (11/18/2021)
	8		Maine (11/09/2021)
<b>FOULS</b>	9		Merrimack (11/21/2021)
	11		Maine (11/09/2021)

OPPONENT GAME LOWS

Opponent - Game Lows

<b>POINTS</b>	39		Radford (11/15/2021)
	43		Merrimack (11/21/2021)
	47		Maine (11/09/2021)
	55		Saint Francis (PA) (11/18/2021)
	57		at Navy (11/12/2021)
<b>FIELD GOALS MADE</b>	14		Radford (11/15/2021)
	19		Merrimack (11/21/2021)
<b>FIELD GOAL ATTEMPTS</b>	46		vs Xavier (N) (11/26/2021)
	49		Merrimack (11/21/2021)
<b>FIELD GOAL PERCENTAGE</b>	.280	(14-50)	Radford (11/15/2021)
	.328	(20-61)	Maine (11/09/2021)
<b>3 PT FG MADE</b>	1		at Maryland (12/01/2021)
	2		Radford (11/15/2021)
<b>3 PT FG ATTEMPTS</b>	13		at Maryland (12/01/2021)
	16		Wake Forest (12/04/2021)
<b>3 PT FG PERCENTAGE</b>	.077	(1-13)	at Maryland (12/01/2021)
	.083	(2-24)	Radford (11/15/2021)
<b>FREE THROWS MADE</b>	0		Merrimack (11/21/2021)
	3		Maine (11/09/2021)
<b>FREE THROW ATTEMPTS</b>	0		Merrimack (11/21/2021)
	3		Maine (11/09/2021)
<b>FREE THROW PERCENTAGE</b>	.583	(7-12)	Wake Forest (12/04/2021)
<b>REBOUNDS</b>	22		Merrimack (11/21/2021)
	23		Cornell (12/08/2021)
<b>ASSISTS</b>	6		at Maryland (12/01/2021)
	8		Merrimack (11/21/2021)
	8		Radford (11/15/2021)
<b>STEALS</b>	3		Saint Francis (PA) (11/18/2021)
	3		Maine (11/09/2021)
<b>BLOCKED SHOTS</b>	2		Cornell (12/08/2021)
	2		Wake Forest (12/04/2021)
	2		vs Xavier (N) (11/26/2021)
	2		Radford (11/15/2021)
<b>TURNOVERS</b>	9		Saint Francis (PA) (11/18/2021)
	10		Wake Forest (12/04/2021)
	10		at Navy (11/12/2021)
<b>FOULS</b>	11		Wake Forest (12/04/2021)
	11		Maine (11/09/2021)



**0 HUNTER CATTOOR**

JR. • G • 6-3 • 200  
ORLANDO, FLA.  
BISHOP MOORE



**1 DAVID N'GUESSAN**

SO. • F • 6-9 • 205  
DE LIER, THE NETHERLANDS  
MT. ZION PREP



**3 SEAN PEDULLA**

FR. • G • 6-1 • 190  
EDMOND, OKLA.  
EDMOND MEMORIAL



**4 NAHIEM ALLEYNE**

JR. • G • 6-4 • 195  
BUFORD, GA.  
MOUNTAIN VIEW



**5 STORM MURPHY**

GR. • G • 6-0 • 185  
MIDDLETON, WIS.  
WOFFORD



**10 CAMDEN JOHNSON**

FR. • G • 6-1 • 175  
WAXHAW, N.C.  
METROLINA CHRISTIAN ACADEMY



**11 JALEN HAYNES**

FR. • F • 6-8 • 250  
FT. LAUDERDALE, FLA.  
MONTVERDE ACADEMY



**13 DARIUS MADDOX**

SO. • G • 6-5 • 185  
BOWIE, MD.  
OAK HILL ACADEMY



**14 BEN VARGA**

FR. • G • 5-10 • 170  
LOUISVILLE, KY.  
ST. XAVIER



**15 LYNN KIDD**

SO. • C • 6-10 • 240  
GAINESVILLE, FLA.  
IMG ACADEMY



**21 JOHN OJIAKO**

JR. • C • 6-10 • 245  
LAGOS, NIGERIA  
ADMIRAL FARRAGUT (FLA.)



**22 KEVE ALUMA**

R-SR. • F • 6-9 • 235  
BERLIN, MD.  
WOFFORD



**25 JUSTIN MUTTS**

GR. • F • 6-7 • 230  
MILLVILLE, N.J.  
DELAWARE



**MIKE YOUNG**

HEAD COACH  
3RD SEASON



**MIKE JONES**

ASSOCIATE HEAD COACH  
1ST SEASON



**CHRISTIAN WEBSTER**

ASSISTANT COACH  
6TH SEASON



**KEVIN GILTNER**

ASSISTANT COACH  
3RD SEASON