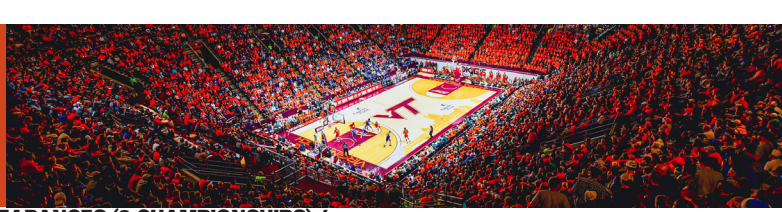




# VIRGINIA TECH

## 2021-22 MEN'S BASKETBALL



12 NCAA APPEARANCES / 13 NIT APPEARANCES (2 CHAMPIONSHIPS) /  
17 ALL-ACC SELECTIONS / 10 ALL-AMERICANS / 20 NBA DRAFT PICKS

GAME 7

### THE MATCHUP

[RV/RV] VIRGINIA TECH HOKIES

5-1, 0-0 ACC

VS

#25/RV XAVIER MUSKETEERS

4-1, 0-0 BIG EAST

**Head Coach:** Mike Young (Emory & Henry, 1986)  
**Record at Virginia Tech:** 36-24 (3rd Season)  
**Career Record:** 335-268 (20th Season)  
**vs. Xavier:** 1-1

**Head Coach:** Travis Steele (Butler, 2004)  
**Record at Xavier:** 55-38 (4th Season)  
**Career Record:** Same  
**vs. Virginia Tech:** First Meeting

GAME 7 | VIRGINIA TECH vs. XAVIER - NOV. 26, 2021 | 7PM | ESPN2 | BROOKLYN, N.Y. | BARCLAYS CENTER (17,732)

### BROADCAST INFORMATION

#### TV | ESPN2

Rich Hollenberg, PxP  
Fran Fraschilla, Analyst

#### RADIO | VT Sports Network

Tim Bickford, PxP

#### VIDEO STREAM

ESPN.com and ESPN app

#### LIVE STATS

stats.hokiesports.com



@HokiesMBB



@XavierMBB

### PROJECTED STARTERS

Virginia Tech	Ht.	Wt.	Yr.	Hometown	PPG	RPG	Other
G 5 Storm Murphy	6-0	185	Gr.	Middleton, Wis.	9.8	2.0	2020-21 First Team All-SoCon
G 0 Hunter Cattoor	6-3	200	Jr.	Orlando, Fla.	8.3	4.5	Career-high 19 points at Navy
G 4 Nahiem Alleyne	6-4	195	Jr.	Buford, Ga.	12.3	3.7	Team-high 42 3FG last season
F 25 Justyn Mutts	6-7	230	Gr.	Millville, N.J.	9.5	7.7	Young man brings the energy!
F 22 Keve Aluma	6-9	235	r-Sr.	Berlin, Md.	12.7	5.5	2020-21 Second Team All-ACC

Xavier	Ht.	Wt.	Yr.	Hometown	PPG	RPG	Other
G 1 Paul Scruggs	6-5	198	Sr.	Indianapolis, Ind.	13.2	4.6	Bob Causey PG of the Year Watch List
G 3 Colby Jones	6-6	207	So.	Birmingham, Ala.	12.6	10.0	Back-to-back double-doubles
G 10 Nate Johnson	6-4	192	Sr.	Miami, Fla.	9.6	4.2	Reached 1k career points vs. Norfolk St.
F 21 Jerome Hunter	6-8	210	Jr.	Columbus, Ohio	5.4	6.8	Transfer from Indiana
F 22 Dieonte Miles	6-11	231	So.	Walton, Ky.	4.0	3.2	Averaging 17.2 minutes per game

### KEY STORYLINES

#### THE SERIES

- Virginia Tech is 4-9 all-time against Xavier.
- The two sides played each season between 1993-2000 when both schools were in the Atlantic 10 Conference.
- The first game in the series was Dec. 18, 1993 - an 85-52 win by Xavier in Cincinnati, Ohio.
- Xavier, which enters Friday's game ranked No. 25 in the AP Poll, was ranked one other time when the former A-10 foes clashed. That game was contested on Jan. 17, 1998 when the Musketeers, ranked 18th at the time, defeated Tech, 77-66 in Cincinnati.
- The Hokies have been ranked twice in series

history, with both games coming during the 1995-96 season and both resulting in Tech wins.

#### A WIN WOULD...

- Give the Hokies a 6-1 record to the close the month of November - their best start since 2019-20 (also 6-1).
- Move Tech to 6-1 following a loss over the last two seasons.
- Mark the fourth straight season where the Hokies recorded a Top-25 win in November.
- Improve Tech to 2-6 all-time at Barclays Center; other win came in the second round of the 2017 ACC Tournament - a 99-90 win over Wake Forest.

#### MR. 600

- Mike Young, who is in his 20th season as a college head coach, appeared in his 600th career game - a 65-39 Tech win over Radford on Nov. 15.
- He has compiled a 335-268 (.556) career ledger as a head coach.



### 2021-22 SCHEDULE

#### RECORD

5-1

#### ACC

0-0

#### NON-CONFERENCE

5-1

#### HOME

4-0

#### AWAY

1-0

#### NEUTRAL

0-1

Date	Opponent	TV	Time/Result
11/9	Maine	ACCNX	W, 82-47
11/12	at Navy <sup>1</sup>	CBSSN	W, 77-57
11/15	Radford	ACCNX	W, 65-39
11/18	St. Francis (Pa.)	ACCN	W, 85-55
11/21	Merrimack	RSN	W, 72-43
11/24	#9/10 Memphis <sup>2</sup>	ESPN2	L, 69-61
11/26	#25/RV Xavier <sup>2</sup>	ESPN2	7 PM

12/1	at Maryland <sup>3</sup>	ESPN2	7:15 PM
12/4	Wake Forest <sup>*</sup>	ACCN	2 PM
12/8	Cornell	ACCN	9 PM
12/12	at Dayton	ESPN2	2 PM
12/17	St. Bonaventure <sup>4</sup>	ESPN2	4 PM
12/22	at Duke <sup>*</sup>	ESPN2	9 PM
12/29	at North Carolina <sup>*</sup>	ESPN2	7 PM

1/1	Pittsburgh <sup>*</sup>	ESPNU	4 PM
1/4	NC State <sup>*</sup>	ACCN	7 PM
1/12	at Virginia <sup>*</sup>	ESPN2	9 PM
1/15	Notre Dame <sup>*</sup>	ACCN	6 PM
1/19	at NC State <sup>*</sup>	ACCN	7 PM
1/22	at Boston College <sup>*</sup>	RSN	12 PM
1/26	Miami <sup>*</sup>	ACCN	7 PM
1/29	at Florida State <sup>*</sup>	ABC	3 PM

2/2	Georgia Tech <sup>*</sup>	ACCN	9 PM
2/5	at Pittsburgh <sup>*</sup>	ACCN	7 PM
2/12	Syracuse <sup>*</sup>	-	6 PM
2/14	Virginia <sup>*</sup>	ESPN	7 PM
2/19	North Carolina <sup>*</sup>	ESPN2	4 PM
2/23	at Georgia Tech <sup>*</sup>	ESPN2	9 PM
2/26	at Miami <sup>*</sup>	RSN	3 PM

3/1	Louisville <sup>*</sup>	ESPN2	9 PM
3/5	at Clemson <sup>*</sup>	RSN	2 PM
3/8-12	ACC Tournament <sup>5</sup>	-	-

All Times Eastern

\* - ACC Game

1 - Veterans Classic (Annapolis, Md.)

2 - NIT Season Tip-Off (Brooklyn, N.Y.)

3 - Big Ten/ACC Challenge (College Park, Md.)

4 - Basketball Hall of Fame Shootout (Charlotte, N.C.)

5 - New York Life ACC Tournament (Brooklyn, N.Y.)

### CONTACT INFO

**Brian Cox** | Phone: (540) 250-0624

Email: bcox90@vt.edu

Associate AD, Creative Communications

**Will Copeland** | Phone: (757) 814-0930

Email: cwil199@vt.edu

Creative Communications Coordinator

## QUICK FACTS

### THE BASICS

University Name: Virginia Tech  
 Location: Blacksburg, Va.  
 Founded: 1872  
 Enrollment: 37,000  
 President: Dr. Timothy Sands  
 Director of Athletics: Whit Babcock  
 Nickname: Hokies  
 Mascot: HokieBird  
 Colors: Chicago Maroon and Burnt Orange  
 Affiliation: NCAA Division I  
 Conference: Atlantic Coast (18th Season)

### COURT FACTS

Carilion Clinic Court at Cassell Coliseum  
 Normal Capacity: 8,925  
 Record in Arena: 628-204  
 Largest Crowd: 11,500 (vs. Purdue, Dec. 3, 1966)

### INFORMATION

2020-21 Record: 15-7  
 Home/Away/Neutral: 10-2/3-3/2-2  
 Conference Record: 9-4  
 Home/Away: 6-1/3-3  
 Conference Finish: 3rd  
 Conference Tournament: Lost in quarterfinals  
 Starters Returning/Lost: 3/2  
 Letterwinners Returning/Lost: 7/5  
 Newcomers: 6

Total seasons: 114  
 First season: 1908-09  
 All-Time Record: 1,500-1,244  
 All-Time ACC Record: 127-160  
 All-Time ACC Tournament Record: 10-17  
 ACC Championship Game Appearances: 0  
 NCAA Tournament Appearances (Last): 12 (2021)  
 All-Time NCAA Record: 8-12



## MEDIA INFORMATION

### CREDENTIALS

Outlets interested in obtaining credentials to cover Virginia Tech basketball home games must apply for credentials via: [media.hokiesports.com/credentials](http://media.hokiesports.com/credentials).

You may also email: [bcox90@vt.edu](mailto:bcox90@vt.edu).

All credentials for Virginia Tech home games this season will be issued on a single-game basis, and media seating is extremely limited.

### INTERVIEW POLICY

During ACC play, Mike Young conducts weekly media press conferences, via Zoom. To request the Zoom link for a particular week, please email Brian Cox ([bcox90@vt.edu](mailto:bcox90@vt.edu)).

**Gamedays:** Coach Mike Young and requested players will be available to the media following a 10-minute cooling off period after the game. For home games, interviews of Coach Young and players will be conducted in-person in the Cassell Coliseum media center.

**Non-Gamedays:** All coach and player interview requests need to be arranged through the Virginia Tech Creative Communications Office - contact Brian Cox (c. 540-250-0624; e. [bcox90@vt.edu](mailto:bcox90@vt.edu)). Players and coaches should not be contacted directly under any circumstances.



## 2021-22 VIRGINIA TECH NUMERICAL ROSTER

No.	Name	Cl.	Pos.	Ht.	Wt.	Hometown	Previous School
0	Hunter Cattoor	Jr.	G	6-3	200	Orlando, Fla.	Bishop Moore
1	David N'Guessan	So.	F	6-9	205	De Lier, The Netherlands	Mt. Zion Prep
3	Sean Pedulla	Fr.	G	6-1	190	Edmond, Okla.	Edmond Memorial
4	Nahiem Alleyne	Jr.	G	6-4	195	Buford, Ga.	Mountain View
5	Storm Murphy	Gr.	G	6-0	185	Middleton, Wis.	Wofford
10	Camden Johnson	Fr.	G	6-1	175	Waxhaw, N.C.	Metrolina Christian Academy
11	Jalen Haynes	Fr.	F	6-8	250	Ft. Lauderdale, Fla.	Montverde Academy
13	Darius Maddox	So.	G	6-5	185	Bowie, Md.	Oak Hill Academy
14	Ben Varga	Fr.	G	5-10	170	Louisville, Ky.	St. Xavier
15	Lynn Kidd	So.	C	6-10	240	Gainesville, Fla.	Clemson
21	John Ojiako	Jr.	C	6-10	245	Lagos, Nigeria	Admiral Farragut (Fla.)
22	Keve Aluma	r-Sr.	F	6-9	235	Berlin, Md.	Wofford
25	Justyn Mutts	Gr.	F	6-7	230	Millville, N.J.	Delaware

## COACHING & SUPPORT STAFF

**Head Coach:** Mike Young (Emory & Henry, 1986)

**Record at VT:** 36-24 (3rd Year)

**Overall Record:** 335-268 (20th Year)

**Associate Head Coach:** Mike Jones (1st Year)

**Assistant Coach:** Christian Webster (6th Year)

**Assistant Coach:** Kevin Giltner (3rd Year)

**Chief of Staff:** Stephanie Ballein (3rd Year)

**Special Assistant for Recruiting:** Matt Olinger (3rd Year)

**Director of Player Personnel:** Ryan Nadeu (4th Year)

**Special Assistant to the Head Coach:** Ace Custis (3rd Year)

**Strength & Conditioning:** David Jackson (14th Year)

**Athletic Trainer:** Hisham Ziyout (3rd Year)

## PRONUNCIATION GUIDE

Hunter Cattoor	cuh-TOUR
David N'Guessan	GUH-sahn
Sean Pedulla	puh-DOOL-uh
Nahiem Alleyne	nah-HEEM ah-LEAN
Jalen Haynes	JAY-lin HAY-nes
Ben Varga	VAR-guh
John Ojiako	oh-GEE-ah-koh
Keve Aluma	kev-AYE ah-LOU-muh
Justyn Mutts	JUST-in

## ROSTER BY CLASS

Freshmen (4)	Sophomores (3)	Juniors (3)	Seniors (3)
Jalen Haynes	Lynn Kidd	Nahiem Alleyne	Keve Aluma*
Camden Johnson	Darius Maddox	Hunter Cattoor	Storm Murphy^
Sean Pedulla	David N'Guessan	John Ojiako	Justyn Mutts^

Ben Varga

\* = Redshirt

^ = Graduate Student

## SOCIAL





## BY THE NUMBERS

20

The 2021-22 season is the **20th** of Mike Young's head coaching career. He has logged a 335-268 (.556) career record as the head whistle.

4

The Hokies have advanced to the NCAA Tournament a program-record **four** straight times. Tech has now earned 12 NCAA bids in school history.

6

Virginia Tech ranks **No. 6** in the country in scoring defense, holding opponents to 51.7 points per game.

## NOTEWORTHY

### RELYING ON OUR EXPERIENCE

- Upperclassmen have accounted for 77.6 percent of the Hokies' scoring this season.
- All five starters are averaging over eight points per game.

### THANKSGIVING IN BROOKLYN ON THE HORIZON

- Following a three-game homestand, the Hokies embark on their second MTE (multi-team event) of the season.
- The NIT Season Tip-Off will feature Iowa State and Xavier in the first game Wednesday at Barclays Center, followed by Virginia Tech and Memphis at 9:30 p.m. ET on ESPN2. The winners of each contest will meet in the championship game Friday, Nov. 26, following the losers playing a consolation game.
- Tech is making its second appearance in the NIT Season Tip-Off. The Hokies played in the 2011 edition of the tournament at Madison Square Garden, going 1-1 (L, 58-69, Syracuse; W, 59-57, Oklahoma State).

### DEFENSE ON FULL DISPLAY WEDNESDAY VS. MEMPHIS

- For the first time this season, the Hokies failed to shoot above 40 percent from the floor.
- Coach Young credited Memphis' length, athleticism and depth for holding Tech to a season-low 33.9 percent shooting.
- The Hokies held their own on the defensive side, as well, limiting Memphis to a season-low 39.3 percent shooting.
- Additionally, Tech held 2022 NBA Draft prospect Jalen Duren to a season-low six points on 3-of-7 shooting.

### REBOUND, REBOUND, REBOUND!

- Tech will need to rebound much better than it did against Memphis in its last time out.
- The Hokies lost the rebounding battle with the Tigers by 12 (45-33). It was the first time Tech had a double-digit rebounding deficit since March 19, 2021 against Florida (-14) in the first round of the NCAA Tournament.
- Xavier will present a serious challenge on the boards. The Musketeers average 14.4 offensive rebounds per game.
- Against Memphis, Justyn Mutts (12) and Keve Aluma (11) combined for 23 of Tech's 33 rebounds. It was the first time Tech had two players record double-digit rebounds in

the same game since Mutts and Aluma did so at Notre Dame on Jan. 27, 2021.

### DOUBLE-DOUBLE KEVE

- Keve Aluma recorded his first double-double of the season vs. Memphis - 14 points and 11 rebounds.
- He led all Hokies with six double-doubles during the 2020-21 campaign.
- Aluma has reached double-figure scoring in four of Tech's six games. However, the Memphis game was the first time this season the Berlin, Maryland native recorded double-digit rebounds.

### WHAT A START

- Tech won each of its first five games by an average of 28 points per game.
- Each game was decided by at least 20 points. The smallest margin of victory was at Navy (77-57). The largest margin of victory was vs. Maine in the season opener (82-47).
- The last time the Hokies won five games in a row, all by 20-or-more points, was in 1943-44. Between Jan. 26 and Feb. 12, 1944, Tech rattled off six-consecutive wins by 20-plus points against VMI (twice), Blackstone Army Airfield, Woodrow Wilson Hospital, William & Mary and Emory & Henry.

### CAUSE CHAOS

- Virginia Tech caused 15 turnovers vs. Merrimack, a total that it's hit three times this season.
- In five of their six games, the Hokies have forced 10-plus turnovers.

### MOMENTUM ON OUR SIDE

- With its third-place finish in the regular-season standings in 2020-21, Tech has finished in the top five of the ACC two of the last three seasons.
- Placing third tied for the highest ACC finish in school history as the Hokies tied for third in 2006-07 and 2009-10.
- If Tech can post a top-five ACC finish this season, it would mark the third time in four years accomplishing that feat.

Season	Head Coach	Record (Conf.)	Finish
2018-19	Buzz Williams	26-9 (12-6)	5th
2019-20	Mike Young	16-16 (7-13)	T10th
2020-21	Mike Young	15-7 (9-4)	3rd
2021-22	Mike Young	5-1 (0-0)	-

- The Hokies charted five top-five ACC

finishes in seven years from 2004-05 to 2011-12.

### YOU GET A BUCKET, YOU GET A BUCKET, EVERYBODY GETS A BUCKET

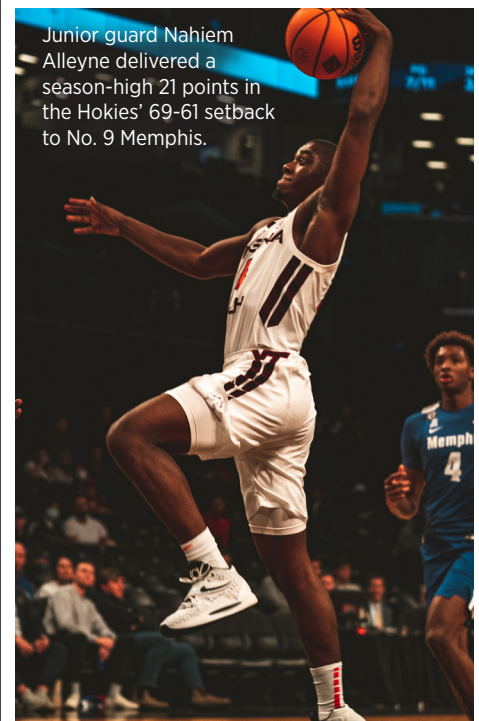
- Eight players scored a 3-point field goal vs. Merrimack. The last time that occurred was against Coppin State on Dec. 19, 2020.
- With late threes from walk-ons Camden Johnson and Ben Varga, each member of the Hokies' squad has scored a point this season. Keve Aluma leads the way for Tech with 62 points.

### BOOST FROM THE BENCH

- A big question mark entering the 2021-22 season was the impact Tech's bench would have.
- Through six games, the Hokies' reserves are averaging 21.0 points per game.
- Tech has twice gone over the 30-point threshold, with a season-high 36 points coming against Maine in the season opener.

### TECH SEEKS SIXTH RANKED WIN UNDER YOUNG

- Under Mike Young, the Hokies have registered five victories over AP ranked opponents, which includes four last season.



Junior guard Nahiem Alleyne delivered a season-high 21 points in the Hokies' 69-61 setback to No. 9 Memphis.

- Storm Murphy and Justyn Mutts are both in grad school at Virginia Tech.
- Murphy graduated from Wofford with a finance degree in May 2021 and is currently pursuing a graduate degree in leadership studies within the Agricultural and Life Sciences program at Virginia Tech.
- Mutts graduated with a psychology degree from Delaware and completed his master's degree at Tech in agricultural and life sciences with a concentration in education in May 2021. He's currently pursuing his second master's degree in educational psychology.
- Keve Aluma earned his first undergraduate degree in human development from Virginia Tech in May 2021 and is currently working on his second undergraduate degree in sociology.

## NOVEMBER SUCCESS

- Tech has won 23 of its last 27 games in the month of November for an 85.2 percent win clip.
- The Hokies are 35-8 (.814) since 2015 and 55-15 (.786) since 2011.
- Since 2011, Tech has only lost back-to-back games in November three times.
- In the past three seasons alone, the Hokies have registered two top-three wins in November (vs. No. 3 Villanova in 2020 and vs. No. 3 Michigan State in 2019).
- Tech is 14-3 under Coach Young in November.

## PUT THE CLAMPS ON 'EM

- Through the first five games of the season, the Hokies held each of their opponents below 60 points. Their 51.7 scoring defense average ranks first in the ACC and sixth nationally.

Rank	School	Games Played	Points Allowed	Average
1	Virginia Tech	6	310	51.7
2	Virginia	6	332	55.3
3	Duke	6	371	61.8
4	Boston College	6	372	62.0
5	Clemson	6	373	62.2

- The last time Tech opened the season holding its first five opponents below 60 points was the 1946-47 season. That season, the Hokies held their first 18 opponents below the 60-point threshold.
- In addition to their scoring defense, the Hokies rank first in the ACC in field-goal percentage defense (.352). An opponent has yet to shoot above 40 percent against Tech this season.

## OWNING THE ARC

- The 3-point line has been under new management three games into the 2021-22 season. Tech has owned both sides of the arc, ranking first in 3FG% defense (.188) and fourth in 3FG% (.409) among ACC programs. The Hokies are also tied for third in 3-pointers made per game (8.7).

## TECH SIGNS NO. 26 CLASS IN THE COUNTRY

- Coach Young announced the signing of three standout recruits during the early signing period, which began on Nov. 10. The Hokies are set to welcome MJ Collins (Rock Hill, S.C.), Patrick Wessler (Matthews, N.C.) and Rodney Rice (Clinton, Md.) to Blacksburg next summer as part of Tech's 26th-ranked recruiting class according to 247Sports.



## STANDINGS

TEAM	OVERALL	ACC	PCT
1. No. 5/6 Duke	6-0	0-0	1.000
2. Wake Forest	5-0	0-0	1.000
3. [RV/RV] Florida State	5-1	0-0	.833
<b>[RV/RV] Virginia Tech</b>	<b>5-1</b>	<b>0-0</b>	<b>.833</b>
5. Georgia Tech	4-1	0-0	.800
NC State	4-1	0-0	.800
7. Louisville	3-1	0-0	.750
Miami	3-1	0-0	.750
9. Clemson	4-2	0-0	.667
[RV/RV] North Carolina	4-2	0-0	.667
Virginia	4-2	0-0	.667
12. [RV] Notre Dame	3-2	0-0	.600
13. Boston College	3-3	0-0	.500
14. Syracuse	2-2	0-0	.500
15. Pitt	2-3	0-0	.400

## PREDICTED ORDER OF FINISH

TEAM (FIRST-PLACE VOTES)	POINTS
1. Duke (47)	1132
2. Florida State (14)	1034
3. North Carolina (5)	1001
4. Virginia (9)	949
<b>5. Virginia Tech (5)</b>	<b>857</b>
6. Louisville (1)	791
7. Syracuse	781
8. Notre Dame	599
9. NC State	555
10. Georgia Tech	524
11. Clemson	430
12. Miami	428
13. Wake Forest	274
14. Pitt	253
15. Boston College	112

## PRESEASON ALL-ACC TEAM

### First Team

Buddy Boenheim, Syracuse

**Keve Aluma, Virginia Tech**

Paolo Banchemo, Duke

Armando Bacot, North Carolina

Isaiah Wong, Miami (Fla.)

### Second Team

Michael Devoe, Georgia Tech

Kihei Clark, Virginia

Prentiss Hubb, Notre Dame

Mark Williams, Duke

Wendell Moore Jr., Duke

Malik Williams, Louisville

Caleb Love, North Carolina

## PRESEASON ACC PLAYER OF THE YEAR

Paolo Banchemo, Duke

## PRESEASON ACC FRESHMAN OF THE YEAR

Paolo Banchemo, Duke





## REUNITED IN BLACKSBURG

- Keve Aluma, Storm Murphy and Coach Young spent two seasons (2017-19) together at Wofford, highlighted by their 2018-19 season that included a first-round win (84-68) over Seton Hall in the 2019 NCAA Tournament.
- Upon Aluma's and Young's departure from Wofford, Murphy stuck around in Spartanburg, South Carolina, guiding the Terriers to a 34-25 record.
- While together at Wofford, the trio combined for a 51-18 (.739) mark.

## WHO IS THIS GUY?

- Keve Aluma only attempted one 3-pointer in his two seasons at Wofford. In Coach Young's words, "it wasn't even close."
- Fast forward two seasons and Aluma has become a post player with range from beyond the arc. He attempted 57 threes in his Hokie debut in 2020-21, knocking down 20 of them for a 35.1 percent clip.
- However, he's gotten off to a cold start from beyond the arc in 2021-22. He is 1-11 through six games.

## JUSTYN TIME

- Coach Young has gone on record saying, "Justyn Mutts was probably the key to our year last year."
- The Delaware transfer was the Hokies' fourth-leading scorer from last season (9.5) and second-leading rebounder (6.4).
- From Dec. 29, 2020 through the end of the season, Mutts scored at least nine points in 11 of Tech's 14 games. The Millville, New Jersey native twice broke the 20-point plateau - at Miami (Fla.) (22) and vs. North Carolina (24) - during that stretch.

## LOGGING THE MINUTES

- Storm Murphy logged 3,723 minutes in his career entering this season, which is the 16th-most of anyone in the country returning for 2021-22.
- He ranked ninth in that category among point guards.

Rk	Name	School	Minutes
1	Jacob Gilyard	Richmond	4,372
2	Jordan Bohannon	Iowa	4,304
3	Jahlil Jenkins	Stony Brook	4,287
4	Marreon Jackson	Arizona State	4,158
5	Jarrold West	Louisville	4,096
6	Holland Woods	Grand Canyon	3,973
7	Pinky Wiley	Hampton	3,917
8	Kevin Johnson	UIC	3,793
9	Storm Murphy	Virginia Tech	3,723
10	Geo Baker	Rutgers	3,686

## GOOD THINGS COME IN THREES

- Tech has three fifth-year seniors on its roster in Keve Aluma, Storm Murphy and Justyn Mutts.
- They have combined for 8,521 minutes

played, 317 games played and 2,944 points scored.

## DIALED FROM DEEP

- The Hokies were 11-2 when they shot at least 31 percent from three last season.
- There were seven games where Tech shot above 40 percent from downtown, including a season-high 54.2 percent vs. Wake Forest (2/27/21).

## ALUMA-NATING

- After sitting out the 2019-20 season due to NCAA transfer policy, Keve Aluma bursted onto the scene in Blacksburg.
- He has steadily expanded his game to the point where he led the Hokies in multiple categories last season.

Stat	Total	Team Rank
Games Started	22	T1st
Field Goals Made	118	1st
Free Throws Made	78	1st
Points	334	1st
Rebounds	174	1st
Blocks	29	1st
Minutes	674	1st

## IT'S IN THE NAME

- Storm Murphy's first name comes from his Mom's maiden name - Storm, in addition to being born in January during a snowstorm in Wisconsin.

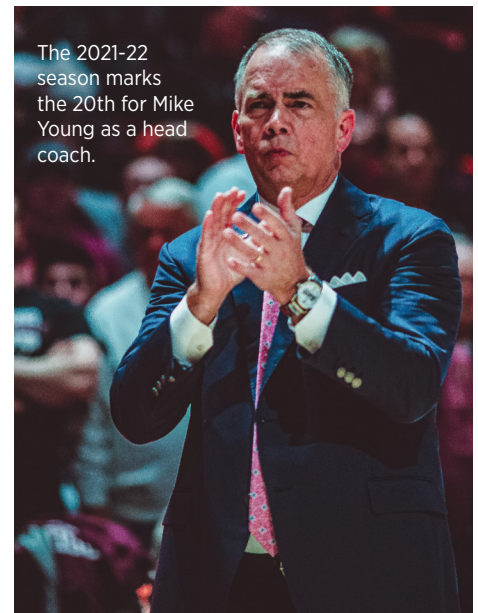
## TRACKING THE TREY

- Coach Young's last four teams at Wofford all finished inside the top 10, nationally, in 3-point field-goal percentage.
- With the addition of Storm Murphy, Tech will look to make a big jump in this category in 2021-22.

Season	School	3FG%	Rank
2021-22	Virginia Tech	40.9	18th
2020-21	Virginia Tech	35.4	95th
2019-20	Virginia Tech	35.2	81st
2018-19	Wofford	41.4	2nd
2017-18	Wofford	41.3	5th
2016-17	Wofford	40.3	7th
2015-16	Wofford	40.8	8th

## BOLD PREDICTION

- During the Oct. 26 airing of "Nothing But Net," basketball analyst Luke Hancock picked Virginia Tech as his bold prediction to win the ACC regular season championship.
- Hancock cited bringing back a ton of veterans, including Keve Aluma, who he believes will make a run at ACC Player of the Year.



The 2021-22 season marks the 20th for Mike Young as a head coach.

## SPECIALTY STAT TRACKER

Opponent	Off TOs	Paint	2nd Chance	FB	Bench
Maine	22	42	8	2	36
at Navy	19	36	9	6	10
Radford	12	26	6	1	18
St. Francis (Pa.)	10	40	17	7	34
Merrimack	16	24	10	4	23
vs. Memphis	3	20	7	9	5
vs. Xavier					
at Maryland					
Wake Forest					
Cornell					
at Dayton					
vs. St. Bonaventure					
at Duke					
at North Carolina					
Pittsburgh					
NC State					
at Virginia					
Notre Dame					
at NC State					
at Boston College					
Miami					
at Florida State					
Georgia Tech					
at Pittsburgh					
Syracuse					
Virginia					
North Carolina					
at Georgia Tech					
at Miami					
Louisville					
at Clemson					
ACC Tournament					

<b>Total +/-</b>	<b>+33</b>	<b>+42</b>	<b>+14</b>	<b>-1</b>	<b>+4</b>
<b>Season Highs</b>	<b>22</b>	<b>42</b>	<b>17</b>	<b>9</b>	<b>36</b>

## FAST BREAK

Tech has registered **two** wins over Top-5 programs under head coach Mike Young - most recently an 81-73 win over No. 3 Villanova on Nov. 28, 2020.

THE OPPONENT

SCOUTING THE MUSKETEERS



STAT LEADERS

Scoring	G-GS	Pts.	PPG
Paul Scruggs	5-5	66	13.2
Colby Jones	5-5	63	12.6

Rebounding	G-GS	Rebs.	RPG
Colby Jones	5-5	50	10.0
Jerome Hunter	5-5	34	6.8

Assists	G-GS	Asts.	APG
Paul Scruggs	5-5	19	3.8
Colby Jones	5-5	13	2.6

Blocks	G-GS	Blks.	BPG
Jack Nunge	5-0	9	1.8
Dieonte Miles	5-5	8	1.6

Steals	G-GS	Stls.	SPG
Dwon Odom	5-0	10	2.0
Paul Scruggs	5-5	9	1.8

ABOUT XAVIER

- The No. 25 Musketeers (4-1) dropped their first game of the season on Wednesday to Iowa State, 82-70.
- Iowa transfer Jack Nunge delivered a career-high 24 points in the loss.
- Xavier is a defensive-sound side that rebounds well. Its scoring defense ranked second best in the BIG EAST and 32nd in the country coming into the NIT Season Tip-Off. The Musketeers were tied for eighth in blocked shots per game with 7.2.
- The Musketeers picked up a statement win on Nov. 18, as they downed No. 19 Ohio State at home, 71-65.
- Leading Xavier in scoring is senior guard Paul Scruggs, who averages 13.2 points per game. Joining Scruggs in the backcourt is Colby Jones, who is averaging a double-double through five games with 12.6 points and 10.0 rebounds.
- Jones earned his second straight double-double Wednesday night, dialing up 11 points and a team-high 12 rebounds for Xavier.
- Travis Steele leads the Musketeers. The fourth-year head coach is 55-38 in his time at Xavier, 31-12 in non-conference contests.

TEAM COMPARISON

VT	Stat	XU
73.7	Points Per Game	73.0
51.7	Opponents Points Per Game	62.8
+22.0	Scoring Margin	+10.2
36.3	Rebounds Per Game	44.0
+3.8	Rebounding Margin	+11.0
.478	FG Percentage	.431
.352	FG Percentage Defense	.380
.409	3FG Percentage	.273
.188	3FG Percentage Defense	.346
8.7	3FG Made Per Game	7.2
.738	FT Percentage	.691
13.5	Assists Per Game	14.8
10.8	Turnovers Per Game	14.8

LAST MEETING WITH XAVIER

- The last meeting came in San Juan, Puerto Rico on Nov. 21, 2008, with Xavier downing Tech, 63-62, in overtime.
- Tech fans will not have fond memories of the last matchup between the two teams, as Xavier's Dante Jackson nailed a buzzer-beater half-court shot to win the game for the Musketeers.
- Jeff Allen put in a go-ahead layup off a Dorenzo Hudson miss with 1.9 seconds remaining in overtime, seemingly securing the win for the Hokies. Jackson then received the in-bounds pass, took one dribble, then put up a desperation heave that banked in for the win.
- The loss was Virginia Tech's first of the season, moving the Hokies to 3-1.
- Allen had 22 points and 11 boards for Virginia Tech. Two other Hokies joined him in double-figure scoring: Malcolm Delaney (15) and Hudson (10).

LAST GAME'S BOX SCORE

Xavier		Virginia Tech										
NO.	Name	Min	FG	3P	FT	Rebounds	Fouls	PTS	AST	STL	BLK	Plus/Minus
1	Enron Bates	22:50	2-10	0-4	5-6	0	4	3	4	0	0	0
3	Landon Nolley II	20:23	3-6	1-2	0-0	2	3	2	1	3	1	0
12	DuAndre Williams	24:57	6-10	1-1	3-3	4	6	10	4	3	16	0
2	Jalen Duran	20:27	3-7	0-2	0-0	1	3	2	1	1	0	0
11	Lester Quinones	02:11	1-5	1-4	4-4	0	1	2	2	7	1	2
10	Alex Lomax	20:08	2-7	1-4	2-2	2	1	3	1	4	7	3
23	Mikael Dandridge	17:14	4-6	0-0	0-1	3	4	1	2	8	1	2
0	East Timberlake	17:05	2-3	0-0	2-2	1	2	3	3	1	0	0
4	Chandler Lannan	02:34	1-1	0-0	0-0	0	3	1	2	0	0	1
25	Jayden Hardaway	08:05	1-2	1-2	0-0	0	0	0	0	0	0	0
20	Josh Mecht	02:31	0-1	0-0	0-0	1	1	0	0	0	0	0
14	Yves Harris	12:20	0-3	0-2	0-0	0	1	1	0	0	0	0
Team			0	3	1	0	0	0	0	0	0	0
Totals		124:01	5-10	16-23	15-20	15	30	45	21	20	09	13

2021-22 HONORS WATCH



Keve Aluma

Naismith Memorial Basketball Hall of Fame

- Karl Malone Award Watch List

ACC Preseason Voting

- First-Team All-ACC

The Athletic

- College Basketball's Top-20 Bigs - No. 18

ESPN

- MBB Top-25 Players for 2021-22 - No. 19

Lute Olson Award

- Lute Olson Award Preseason Watch List

Wooden Award

- Wooden Award Preseason Watch List



Nahiem Alleyne led Tech with 42 3FG made last season.



## THIS IS HOME

- Shout-out to David Cunningham of Tech Sideline for the below excerpt from an interview he had with Justyn Mutts.



## CHALLENGING NONCON

- Coach Young's nonconference scheduling philosophy is quite different from his predecessor - one in which should provide plenty of Quadrant 1 and Quadrant 2 opportunities for the NCAA Tournament resume.
- The Hokies have the potential to play up to six Quadrant 1 or 2 games in their nonconference slate, highlighted by games vs. Memphis, at Maryland and vs. St. Bonaventure.
- It's important to note, Tech secured two Quadrant 1 wins all of last season (vs. Villanova and vs. Virginia).
- Six of the Hokies' 11 nonconference games will be played either on the road or at neutral sites.
- Three of Tech's nonconference opponents appeared in the AP preseason poll: No. 12 Memphis, No. 21 Maryland and No. 23 St. Bonaventure.

## HOKIES IN PRIMETIME

- If you're a night owl, then the Hokies' 2021-22 schedule will be right up your ally.
- Tech is set to appear in at least 10 games this season with an official start time of 8 p.m. or later. Seven of those games will tip at 9 p.m. or later.

## DONE WITH THE CLOSING ACT (FOR NOW)

- The Nov. 15 game between Tech and Radford was the first time this season the Hokies did not play as part of a doubleheader.
- On Nov. 9, Tech played the second game of a doubleheader with the women's basketball team.
- On Nov. 12 at Navy, the Hokies were the second game of the Veterans Classic.
- Tech is set to play in at least one more scenario where its the second game of a doubleheader. The Hokies will take on Memphis at 9:30 PM ET following Xavier/Iowa State on Nov. 24 in the NIT Season Tip-Off in Brooklyn, N.Y.

## NATIONAL POLLS

### ASSOCIATED PRESS POLL

Updated: Nov. 22

Rank	School	Record	Points
1	Gonzaga (55)	4-0	1515
2	UCLA (5)	4-0	1443
3	Purdue (1)	5-0	1391
4	Kansas	3-0	1354
5	Duke	5-0	1225
6	Baylor	4-0	1154
7	Villanova	3-2	1090
8	Texas	3-1	1083
9	Memphis	4-0	1002
10	Alabama	4-0	880
	Kentucky	3-1	880
12	Houston	3-0	861
13	Arkansas	3-0	754
14	Illinois	2-1	624
15	Tennessee	3-1	558
16	St. Bonaventure	5-0	517
17	Arizona	5-0	474
18	BYU	4-0	449
19	Auburn	3-0	374
20	Michigan	3-2	367
21	Seton Hall	3-0	363
22	UConn	4-0	342
23	Florida	3-0	294
24	USC	3-0	138
25	Xavier	4-0	102

**Receiving Votes:** Oregon 96, **Virginia Tech 91**, Ohio State 89, North Carolina 75, Indiana 45, Michigan State 44, Marquette 41, Colorado State 30, Maryland 28, Texas Tech 26, Iowa 6, LSU 6, Mississippi State 4, Florida State 4, Drake 2, San Francisco 1, Loyola Chicago 1, George Mason 1, Ohio 1

**Dropped from Rankings:** Oregon 12, North Carolina 18, Ohio State 19, Maryland 20

### USA TODAY COACHES' POLL

Updated: Nov. 22

Rank	School	Record	Points
1	Gonzaga (30)	4-0	797
2	UCLA (2)	4-0	751
3	Kansas	3-0	725
4	Purdue	5-0	691
5	Baylor	4-0	635
6	Duke	5-0	624
7	Villanova	3-2	546
8	Texas	3-1	479
9	Alabama	4-0	472
10	Memphis	4-0	441
11	Houston	3-0	431
12	Arkansas	3-0	357
13	Michigan	3-2	356
	Kentucky	3-1	356
15	Illinois	2-1	321
16	St. Bonaventure	5-0	261
17	Tennessee	3-1	226
18	BYU	4-0	205
19	Arizona	5-0	204
20	Seton Hall	3-0	187
21	UConn	4-0	183
22	Auburn	3-0	174
23	Oregon	2-1	168
24	Florida	3-0	162
25	USC	3-0	92

**Receiving Votes:** Ohio State 78, Texas Tech 68, **Virginia Tech 68**, Michigan State 50, North Carolina 45, Xavier 38, Indiana 37, Maryland 33, Florida State 33, Iowa 27, Marquette 13, Loyola Chicago 12, LSU 11, Colorado State 11, Utah State 10, West Virginia 7, Drake 3, Notre Dame 3, San Francisco 2, UCF 1

**Dropped from Rankings:** Ohio State 17, Florida State 19, North Carolina 20, Maryland 21

### TRACKING TECH

	AP	Coaches
Preseason	RV	RV
11/15	RV	-
11/22	RV	RV
11/29	-	-
12/6	-	-
12/13	-	-
12/20	-	-
12/27	-	-
1/3	-	-
1/10	-	-
1/17	-	-
1/24	-	-
1/31	-	-
2/7	-	-
2/14	-	-
2/21	-	-
2/28	-	-
3/7	-	-
3/14	-	-
Final	-	-

**Ratings Tracker** (through Nov. 24)

ESPN.com BPI	22
KenPom.com	26
NCAA NET Rankings	-
Sagarin	22

**Virginia Tech's "Best" NET Wins:**

The first NET rankings will be released Dec. 6.



**NOTEWORTHY**

**STORM WARNING**

- Grad student Storm Murphy takes over the reins at point guard following the graduation of Wabissa Bede.
- The Wofford transfer averaged 17.8 points, 3.3 rebounds and 4.3 assists last season. He was one of only 11 players to average that stat line or better nationally.
- Murphy tallied double figures in 21 of 24 contests, including 10 20-point performances, and dished over five assists on eight occasions.
- He concluded his Wofford career with 1,315 points to finish 24th on the program's all-time scoring list.
- The First-Team All-SoCon selection will provide a scoring threat from outside, as he shot 40 percent from three last season.
- Murphy knocked down 70 3-pointers a year ago. In comparison, Bede connected on 12 with a 24.5 percent clip.

**DANCIN' IN YEAR TWO**

- In previous seasons in Virginia Tech history, the fastest head coach to make the NCAA Tournament was in Year Three. Those Hokies were Howie Shannon, Charlie Moir and Buzz Williams.
- Therefore, with Mike Young doing so in Year Two, he became the fastest Tech coach to make The Dance.

**HOKIE CENSUS**

- Tech has 13 players on the squad who represent eight states and two international countries (Netherlands, Nigeria).
- Florida leads the way with three players – Hunter Cattoor, Lynn Kidd and Jalen Haynes – while Maryland has two players – Keve Aluma and Darius Maddox.

**BOUNCEBACK MENTALITY**

- Young and the Hokies were 5-1 last season after a loss with their lone back-to-back losing skid coming at the end of the season to North Carolina in the ACC Tournament and Florida in the NCAA Tournament.
- In 2019-20, Young had five wins following a loss.

**50 SPOT**

- Tech shot over 50 percent in a game five times during the 2020-21 season - going 5-0.
- Since Young got to Blacksburg, the Hokies are 13-1 in contests shooting 50 percent or greater, with the lone loss coming to BYU on Nov. 27, 2019 in the fifth-place game of the Maui Jim Maui Invitational.
- Over the last decade (2010-11 season to present), Tech is 84-12 when shooting 50 percent or better.

**LEADING AT THE BREAK**

- Over the last two seasons, Tech is 17-2 when leading at halftime, with the two losses coming against North Carolina and Florida to end the 2020-21 season.
- The Hokies are 30-6 in the Mike Young era when up at half.

**GREEN-LIGHTED FROM THREE**

- With the potential lineup of Storm Murphy, Hunter Cattoor, Nahiem Alleyne, Justyn Mutts and Keve Aluma, all five of those players have the green light from distance.
- The last team Coach Young had with this type of threat from deep was his 2018-19 Wofford squad, which ranked second nationally in 3-point accuracy (41.4). The Terriers finished 30-5 that season, including an unbeaten mark in SoCon action, and reached the second round of the 2019 NCAA

Tournament.

**RANKED WINS BECOMIN' COMMON**

- Tech had four ranked wins last season, tying the most-ever in school history (set 2017-18).

**REACH OUR POTENTIAL**

- When asked how he'd define success for this season, Coach Young expressed he wanted the Hokies to reach their potential.
- "That will be a real success for me," he said, "And I'll get back to the mountains of North Carolina this spring and fish with a big smile on my face."

**ACC POY CONVERSATION**

- Keve Aluma is undoubtedly in the conversation for ACC Player of the Year heading into the 2021-22 season.
- The 6-foot-9 forward was a Second-Team All-ACC pick last season, four points behind Virginia's Sam Hauser for the final spot on the first team.
- With the entire All-ACC first team gone, Aluma is the leading returning point getter from the all-conference voting a year ago.

Finish	Player	School
6th	Keve Aluma	Virginia Tech
12th	Isaiah Wong	Miami
14th	Prentiss Hubb	Notre Dame
15th	Armando Bacot	North Carolina





CASSELL COLISEUM - RENDERING OF PROPOSED \$75 MILLION-PLUS RENOVATION OF VIRGINIA TECH'S HOME VENUE

**REACH FOR EXCELLENCE**


- Virginia Tech announced on April 20, 2021 a \$400 million fundraising campaign to propel Hokie sports to the forefront of the Atlantic Coast Conference, prepare generations of student-athletes for success in life, and raise the university's profile nationwide.
- The campaign will leverage the momentum of recent successes on the field and in fundraising, such as adding about 10,000 more Hokie Club members in the past five years and opening the Student-Athlete Performance Center, thanks to a record gift. Still, leaders acknowledged that the athletics enterprise needs an infusion of revenue in order to compete at the top of the ACC.
- The budget increase will support athletics in three primary areas: facilities, coaching, and the student-athlete experience.



- The Reach for Excellence campaign has five main pillars, which are:
  - A football enhancement fund to build a program that consistently competes at the top of the ACC, by allotting \$30 million over time for recruiting, assistant coaches' salaries, quality-control coaches, player development, and capital needs.
  - Renovations to improve Cassell Coliseum, with at least \$50 million to be raised privately.
  - The Drive for 25 initiative to increase Hokie Club membership to 25,000 and raise \$20 million annually for student-

athlete scholarships.

- Striving for comprehensive excellence for all sports by providing operating expenses, facility improvements, nutritional and strength and conditioning programs, and more.
- Increasing the number of student-athlete scholarship endowments to expand capacity to support students and broaden reach in recruiting.
- When it's filled with nearly 10,000 fans cheering the Hokies to victory in the last seconds of a basketball game, Cassell Coliseum is an amazing sight. But when it's empty, the home of Virginia Tech basketball, volleyball, and wrestling shows its age. Built in the early 1960s, the Coliseum is due for an extensive renovation.
- Plans call for a completely redesigned experience, including:
  - A new glass entrance along Washington Street
  - Extended concourse areas along both sides to allow fans easier access to different sections of the coliseum
  - The addition of high-end premium seating areas, including club seating and luxury suites on both sides
- This much-needed \$75 million-plus project, helped by at least \$50 million in private support, would create one of the best home venues in the ACC.



**“HOKIE TRACKS”** ↓ ↓

**COMMENTS THAT LEFT AN IMPRESSION**

“This team isn't getting the same amount of attention as other teams in the ACC, but it's likely going to start three fifth-year seniors and two juniors. That type of experience can't be understated.”

- **Jon Rothstein, College Hoops Today**

“Keep an eye baby on the Hokies.”

- **Dick Vitale, ESPN**

“Just so good to have him here. He affects a lot of things. He affects the energy of practice, he affects the winning culture and he's been a part of a lot of winning. I've so thoroughly enjoyed coaching him for his first two years. He's a star. You'll see him coming here in a second and he'll look like your paper boy [...].”

- **Mike Young on Storm Murphy**

“He has as high a basketball IQ as I've been around in 36 years. He's a dynamic athlete. He came to us as a good basketball player, but he's grown by leaps and bounds through his game, his ability to shoot, his ability to make plays off the bounce. [...] Justyn Mutts was probably the key to our year last year. As good as Keve was, as good as Wabissa Bede was. Justyn Mutts is a difference maker.”

- **Mike Young on Justyn Mutts**



## 2021-22 RANKING SUMMARY

Statistic	National Conference		Value	National Leader	Conference	
	Rank	Rank			Value	Leader
3-pt Field Goal Attempts (350 ranked)	197	5	106	Coppin St.	228	Duke 146
Assist Turnover Ratio (350 ranked)	56	3	1.37	Villanova	2.62	Duke 2.13
Assists Per Game (350 ranked)	141	7	14.2	Baylor	24.0	Duke 18.8
Blocked Shots Per Game (348 ranked)	162	10	3.4	Memphis	11.0	Virginia 5.7
Defensive Rebounds per Game (350 ranked)	74	5	28.80	UC Santa Barbara	34.67	North Carolina 31.17
Fewest Fouls (350 ranked)	60	4	65	Coastal Carolina	36	Syracuse 39
Fewest Turnovers (350 ranked)	69	5	52	New Hampshire	25	Syracuse 30
Field-Goal Percentage (350 ranked)	27	5	50.5	Gonzaga	55.6	Wake Forest 53.2
Field-Goal Percentage Defense (350 ranked)	14	1	34.3	Indiana	28.4	Virginia Tech 34.3
Free Throw Attempts (350 ranked)	301	13	62	Washington	161	North Carolina 135
Free Throws Made (350 ranked)	281	13	46	Colorado	116	North Carolina 100
Free-Throw Percentage (350 ranked)	80	3	74.2	Monmouth	88.4	Syracuse 81.2
Offensive Rebounds Per Game (350 ranked)	300	14	8.20	Texas Tech	17.60	Pittsburgh 12.75
Personal Fouls Per Game (349 ranked)	13	2	13.0	UMBC	11.0	Duke 12.3
Rebound Margin (350 ranked)	69	6	7.0	Kentucky	20.4	Pittsburgh 8.5
Scoring Defense (350 ranked)	1	1	48.2	Virginia Tech	48.2	Virginia Tech 48.2
Scoring Margin (350 ranked)	12	1	28.0	UConn	40.8	Virginia Tech 28.0
Scoring Offense (350 ranked)	121	7	76.2	Iowa	99.6	Wake Forest 87.6
Steals Per Game (350 ranked)	289	13	5.4	UAB	15.0	Florida St. 11.0
					Wake Forest	11.0
Three Pt FG Defense (350 ranked)	1	1	17.5	Virginia Tech	17.5	Virginia Tech 17.5
Three-Point Field Goals Per Game (350 ranked)	69	3	9.0	VMI	15.5	Wake Forest 9.8
Three-Point Field-Goal Percentage (350 ranked)	15	4	42.5	San Diego	48.1	Clemson 44.8
Total 3-point FGM (350 ranked)	83	5	45	Penn	78	North Carolina 53
Total Assists (350 ranked)	140	7	71	Northwestern	121	Duke 113
Total Blocks (350 ranked)	149	7	17	Rhode Island	49	Virginia 34
Total Rebounds (350 ranked)	158	10	185	Norfolk St.	282	Duke 245
Total Rebounds Per Game (350 ranked)	165	11	37.00	Southern Utah	47.60	Duke 40.83
Total Steals (350 ranked)	251	12	27	Norfolk St.	81	Duke 56
Turnover Margin (343 ranked)	68	3	3.8	UAB	10.8	Duke 6.2
Turnovers Forced (350 ranked)	157	5	14.20	Morgan St.	24.67	Florida St. 19.00
Turnovers Per Game (350 ranked)	36	5	10.4	New Hampshire	6.2	Duke 8.8
Won-Lost Percentage (334 ranked)	1	1	100.0	42 teams tied	100.0	Duke 100.0
					Virginia Tech	100.0
					Wake Forest	100.0

## GAMES STARTED

	Streak	21-22	Career	ACC
Hunter Cattoor	6	6	11	3
David N'Guessan	-	-	-	-
Sean Pedulla	-	-	-	-
Nahiem Alleyne	26	6	54	28
Storm Murphy	89*	6	126	-
Camden Johnson	-	-	-	-
Jalen Haynes	-	-	-	-
Darius Maddox	-	-	-	-
Ben Varga	-	-	-	-
Lynn Kidd	-	-	-	-
John Ojiako	-	-	2	2
Keve Aluma	36^	6	64	13
Justyn Mutts	27	6	77	13

\* 83 games at Wofford  
^ 8 games at Wofford



## NON-CONFERENCE BREAKDOWN

Team	NET	Result
Maine	-	W, 82-47
at Navy	-	W, 77-57
Radford	-	W, 65-39
St. Francis (Pa.)	-	W, 85-55
Merrimack	-	W, 72-43
vs. #9/10 Memphis	-	L, 69-61
vs. #25/RV Xavier	-	-
at Maryland	-	-
Cornell	-	-
at Dayton	-	-
vs. St. Bonaventure	-	-

Tech will play at least three times at Barclays Center this season.



Keve Aluma has notched a team-best seven double-doubles over the last two seasons.



## SEASON BREAKDOWN

### TECH'S RECORD WHEN...

	2021-22
Overall	5-1
ACC	0-0
At home	4-0
On the road	1-0
At neutral sites	0-1
After a win	4-1
After a loss	0-0
In overtime	0-0
vs. ranked opponents	0-1
Winning the opening tip	5-0
Losing the opening tip	0-1
Decided by 1-4 points or OT	0-0
Decided by 5-10 points	0-1
Decided by 11-20 points	1-0
Decided by 21+ points	4-0
Leading at half	5-0
Tied at half	0-0
Trailing at half	0-1
VT shoots 50% or better	4-0
VT shoots 40-49.9%	1-0
VT shoots less than 40%	0-1
VT out-shoots opponent	5-0
Opp. out-shoots VT	0-1
Opp. shoots 40% or better	0-0
Opp. shoots less than 40%	5-1
VT out-rebounds opponent	4-0
Opp. out-rebounds VT	1-1
Rebounds are tied	0-0
VT has more FT attempts	3-1
Opp. has more FT attempts	1-0
VT makes more 3-pointers	5-1
Opp. makes more 3-pointers	0-0
VT wins turnover battle	5-1
Opp. wins turnover battle	0-0
Turnovers are tied	0-0
VT scores 100+	0-0
VT scores 90-99 points	0-0
VT scores 80-89 points	2-0
VT scores 70-79 points	2-0
VT scores 60-69 points	1-1
VT scores 50-59 points	0-0
VT scores < 50 points	0-0
Opp. scores > 99 points	0-0
Opp. scores 90-99 points	0-0
Opp. scores 80-89 points	0-0
Opp. scores 70-79 points	0-0
Opp. scores 60-69 points	0-1
Opp. scores 50-59 points	2-0
Opp. scores < 50 points	3-0
Playing on Monday	1-0
Playing on Tuesday	1-0
Playing on Wednesday	0-1
Playing on Thursday	1-0
Playing on Friday	1-0
Playing on Saturday	0-0
Playing on Sunday	1-0
In November	5-1
In December	0-0
In January	0-0
In February	0-0
In March	0-0
Playing during the day	1-0
Playing at night	4-1
Wearing White	2-1
Wearing Maroon	1-0
Wearing Orange	1-0
Wearing Gray	1-0

### STARTING LINEUPS

#### W/L

5-1      Murphy, Cattoor, Alleyne, Mutts, Aluma

#### Margin of Victory/Defeat

	1	2	3	4	5	6	7	8	9	10	11-19	20+
Wins	-	-	-	-	-	-	-	-	-	-	-	5
Losses	-	-	-	-	-	-	-	1	-	-	-	-

#### Most First Half Points

Virginia Tech	46	vs. Maine (11/9/21)
Opponents	33	vs. Memphis (11/24/21)

#### Most Second Half Points

Virginia Tech	51	vs. St. Francis (11/18/21)
Opponents	36	vs. Memphis (11/24/21)

#### Fewest First Half Points

Virginia Tech	25	vs. Radford (11/15/21)
Opponents	18 (2x)	vs. Merrimack (11/21/21)

#### Fewest Second Half Points

Virginia Tech	31	vs. Memphis (11/24/21)
Opponents	21	vs. Radford (11/15/21)

#### Largest Halftime Lead

Virginia Tech	24	vs. Maine (11/9/21)
Opponents	3	vs. Memphis (11/24/21)

#### Largest Margin of Victory

Virginia Tech	35	vs. Maine (11/9/21)
Opponents	8	vs. Memphis (11/24/21)

### MISCELLANEOUS

#### How 1st Points Were Scored

Layup	2
3FG	3
Jumper	1
Dunk	-
Free-Throw	-
Tip-in	-

#### Rebounds Leader

Nahiem Alleyne	1
Hunter Cattoor	1
Justyn Mutts	4
David N'Guessan	1

#### Blocks Leader

Keve Aluma	4
Justyn Mutts	1
David N'Guessan	2
John Ojiako	1

#### 15+ Rebounds

-	-
---	---

#### 20+ Rebounds

-	-
---	---

#### Scored VT's 1st Points

Nahiem Alleyne	2
Keve Aluma	1
Hunter Cattoor	2
Justyn Mutts	1

#### Assists Leader

Nahiem Alleyne	2
Hunter Cattoor	2
Storm Murphy	2
Justyn Mutts	2
Hunter Cattoor	3
Justyn Mutts	3
David N'Guessan	1

#### 10+ Points

Nahiem Alleyne	4
Keve Aluma	4
Hunter Cattoor	1
Darius Maddox	1
Storm Murphy	3
Justyn Mutts	2
David N'Guessan	1

#### 5+ Assists

Hunter Cattoor	1
Justyn Mutts	2

#### 10+ Assists

-	-
---	---

#### Steals Leader

Hunter Cattoor	3
Justyn Mutts	3
David N'Guessan	1

#### 20+ Points

Nahiem Alleyne	1
Keve Aluma	1

#### 5+ Steals

-	-
---	---

#### 5+ Blocks

-	-
---	---

#### Points Leader

Nahiem Alleyne	2
Keve Aluma	2
Storm Murphy	2
Justyn Mutts	1
David N'Guessan	1

#### 30+ Points

-	-
---	---

#### Double-Doubles

Keve Aluma	1
------------	---

#### 10+ Rebounds

Keve Aluma	1
Justyn Mutts	1


THE LAST TIME

LAST TIME VIRGINIA TECH...

Scored 100+ points and won	100-64, vs. Delaware State, 11/20/19
Scored 100+ points and lost	100-104 (2OT), vs. Maryland, 2/27/10
Played in OT	70-75 (OT), vs. Florida, 3/19/21
Played in consecutive OTs	82-77 (OT), vs. UAB, 11/28/15; 79-81 (OT), vs. Northwestern, 12/1/15
Played in 2OT	79-77 (2OT), vs. North Carolina, 1/22/20
Played in 3OT	95-102 (3OT), vs. Miami (Fla.), 1/19/20
Scored 100+ points	100-64, vs. Delaware State, 11/20/19
Scored 90-99 points	97-57, vs. Coppin State, 12/29/20
Scored 80-89 points	85-55, vs. Saint Francis (Pa.), 11/18/21
Scored 70-79 points	72-43, vs. Merrimack, 11/21/21
Scored 60-69 points	61-69, vs. No. 9/10 Memphis, 11/24/21
Scored 50-59 points	53-69, vs. Georgia Tech, 2/23/21
Scored 40-49 points	47-24, at No. 23/22 NC State, 2/2/19
Scored 30-39 points	39-65, at No. 19/19 Virginia, 1/4/20
Scored 20-29 points	27-40, at McGuire Hospital, 2/2/46
Scored 10-19 points	16-45, at Virginia, 1/30/39
Scored less than 10 points	9-29, vs. North Carolina, 1/12/35
Allowed 100+ points	95-102 (3OT), vs. Miami (Fla.), 1/19/20
Allowed 90-99 points	77-90, vs. BYU, 11/27/19
Allowed 80-89 points	73-81, vs. North Carolina, 3/11/21
Allowed 70-79 points	70-75 (OT), vs. Florida, 3/19/21
Allowed 60-69 points	61-69, vs. No. 9/10 Memphis, 11/24/21
Allowed 50-59 points	85-55, vs. Saint Francis (Pa.), 11/18/21
Allowed 40-49 points	72-43, vs. Merrimack, 11/21/21
Allowed 30-39 points	65-39, vs. Radford, 11/15/21
Allowed 20-29 points	47-24, at No. 23/22 NC State, 2/2/19
Allowed 10-19 points	60-19, vs. Lynchburg, 1/9/46
Allowed less than 10 points	28-9, vs. Hampden-Sydney, 1/17/23
Scored at least 60 points in a half	66, 2nd Half, vs. The Citadel, 11/12/17
Largest margin of victory	83 points, vs. Randolph-Macon (87-4), 1/10/1911
Largest margin of victory in ACC	38 points, vs. Wake Forest (84-46), 2/27/21
Defeated a ranked opponent on the road	47-24, at No. 23/22 NC State, 2/2/19
Defeated a ranked opponent at home	65-51, vs. No. 8/8 Virginia, 1/30/21
Defeated a ranked opponent on a neutral court	81-73 (OT), vs. No. 3/3 Villanova, 11/28/20
Defeated a defending national champion	65-51, vs. No. 8/8 Virginia, 1/30/21
Held opponent without a double-figure scorer	65-39, vs. Radford, 11/15/21
Failed to have a double-figure scorer	41-57, vs. Temple, 2/25/96
Had six players score in double figures	at Boston College, 2/25/17
Had seven players score in double figures	vs. The Citadel, 12/17/16
Did not make a 3FG	at Providence, 2/1/03
Opponent did not make a 3FG	at NC State, 2/10/10
Did not shoot a FT in the first half	vs. No. 3/3 Villanova, 11/28/20
Did not shoot a FT in the second half	vs. Virginia, 12/5/10
Opponent did not shoot a FT	vs. Merrimack, 11/21/21
Held an opponent under 10 points in a half	9 points, vs. Eastern Michigan, 12/22/11
Held an opponent under 20 points in a half	18 points, vs. Merrimack, 11/21/21
Had double-figure blocked shots	10, 84-46, vs. Wake Forest, 2/27/21
Came back from a double-figure deficit to win	10 points, vs. No. 8/8 Virginia, 1/30/21
Lost a double-digit lead	10 points, vs. Florida, 3/19/21
Led by 20 or more points at halftime	24 points, vs. Maine, 11/9/21
Had 20-29 assists in a game	21, vs. Pitt, 2/15/20
Had 30 or more assists	36, vs. The Citadel, 11/12/17
Held a team under 20 percent from the floor	16.7%, at No. 23/22 NC State, 2/2/19
Held a team under three made FGs in a half	2 FG, vs. Notre Dame, 1/10/21
Won an NCAA Tournament game	67-58, vs. Liberty, 3/24/19

WHAT'S A HOKIE?

The answer leads all the way back to 1896 when Virginia Agricultural and Mechanical College changed its name to Virginia Polytechnic Institute. With the change came the necessity for writing a new cheer and a contest for such a purpose was held by the student body.



Senior O.M. Stull won first prize for his "Hokie" yell which is still used today. Later, when asked if "Hokie" had any special meaning, Stull explained the word was solely the product of his imagination and was used only as an attention-getter for his yell. It soon became a nickname for all Tech teams and for those people loyal to Tech athletics.

The official university school colors - Chicago Maroon and Burnt Orange - also were introduced in 1896. The colors were chosen by a committee because they made a 'unique combination' not worn elsewhere at the time. The official definition of "Hokie" is "a loyal Virginia Tech Fan."



OUR NAME

When referring to our name, we ask that you use Virginia Tech, Hokies or Tech - and not 'Vah Tech.' Thank you!



## THE LAST TIME

### LAST TIME A VIRGINIA TECH PLAYER...

Recorded a double-double	Keve Aluma (14 pts./11 rebs), vs. No. 9/10 Memphis, 11/24/21
Recorded a triple-double	Chris Clarke (13 pts./12 rebs./10 ast.), vs. The Citadel, 2/27/10
Two Tech players recorded double-doubles in same game	Keve Aluma (14 pts./12 rebs.) & Justyn Mutts (14 pts./11 rebs.), at Notre Dame, 1/27/21
Two Tech players recorded double-doubles in consecutive games	vs. North Carolina (ACC Tournament), 3/13/09; vs. Duquesne (NIT), 3/18/09
Had five or more steals	Nickeil Alexander-Walker (6), vs. Miami (Fla.), 1/30/19
Had 10 or more assists in a game	Wabissa Bede (10), vs. Delaware State, 11/20/19
Had 20 or more rebounds in a game	Jeff Allen (21), vs. Longwood, 12/14/08
Two Tech players with double-figure rebounds	Justyn Mutts (12) & Keve Aluma (11), vs. No. 9/10 Memphis, 11/24/21
Two Tech players had five or more assists	Justyn Mutts (6) & Hunter Cattoor (5), vs. Maine, 11/9/21
Three Tech players had five or more assists	Chris Clarke (10), Justin Robinson (6) & Seth Allen (6), vs. The Citadel, 12/17/16
Four Tech players had five or more assists	Kerry Blackshear Jr. (8), Devin Wilson (7), Justin Robinson (7) & Chris Clarke (5), vs. The Citadel, 1/30/21
Three Tech players made five or more 3FG	Nahiem Alleyne (5), Jalen Cone (5) & Isaiah Wilkins (5), vs. Delaware State, 11/20/19
Eight or more Tech players made a 3FG	8 players, vs. Merrimack, 11/21/21
Two Tech players scored 20 or more points	Keve Aluma (23) & Nahiem Alleyne (20), vs. No. 3/3 Villanova, 11/28/20
Three Tech players scored 20 or more points	Nickeil Alexander-Walker (25), Ahmed Hill (23) & Justin Robinson (23), vs. No. 23/22 Purdue, 11/18/18
Two Tech players scored 20 or more points in consecutive games	Nickeil Alexander-Walker & Kerry Blackshear Jr., 11/10/17 & 11/12/17
Tech freshman scored 20 or more points in a game	Tyrece Radford (26) & Jalen Cone (20), vs. Miami (Fla.), 2/19/20
Three Tech freshmen scored in double figures in a game	Hunter Cattoor (14), Jalen Cone (11) & Lander Nolley II (10), vs. North Carolina, 3/10/20
Four Tech freshmen scored in double figures in a game	Landers Nolley II (21), Tyrece Radford (21), Jalen Cone (15) & Nahiem Alleyne (10), at Wake Forest, 1/14/20
Tech player scored 30-39 points in a game	Keve Aluma (30), at Pittsburgh, 2/3/21
Tech player scored 40-49 points in a game	Dorenzo Hudson (41), vs. Seton Hall, 1/2/10
Tech player scored 50+ points in a game	Bimbo Coles (51), vs. Southern Miss, 2/6/88
Tech player had consecutive double-doubles	Keve Aluma, 1/27/21, 1/30/21, 2/3/21
Tech player had three consecutive double-doubles	Keve Aluma, 1/27/21, 1/30/21, 2/3/21
Tech freshman had consecutive double-doubles	Kerry Blackshear Jr., 12/13/15, 12/19/15
Tech allowed a triple-double	Dennis Smith Jr. (27 pts./11 rebs./11 ast.), at NC State, 1/4/17
Tech had a walk-on score double figures	Christian Beyer (13), vs. Alabama A&M, 12/14/14




### NAW IN YEAR 3

- Nickeil Alexander-Walker left his mark on Virginia Tech and is working on making a name for himself at the next level with the New Orleans Pelicans.
- A first-round draft pick in 2019, the Toronto native played in 46 games last season, averaging 21.9 minutes per game and 11 points per game.
- Recorded a season-high 37 points in a 111-106 loss to the Clippers on Jan. 13, 2021.

### J-ROB HOOPIN' WITH THE BUCKS

- Justin Robinson played nine games for the Oklahoma City Thunder (all in April 2021) before playing Summer League for the Lakers.
- The Manassas, Virginia native is currently on a two-way contract with the defending NBA champion Milwaukee Bucks.





# MIKE YOUNG

Head Coach | Third Season at Virginia Tech

2020-21 ACC Coach of the Year

## CAREER RECORDS

Overall Record	335-268
Conference Games	191-141
Non-Conference Games	144-127
Conference Tournament	20-14
NCAA Tournament	1-6
Overtime Games	19-16
One-Point Games	10-13
vs. AP Top 25	5-22

## VS. CURRENT ACC HEAD COACHES

Coach	All	VT	Wofford
Earl Grant	-	-	-
Brad Brownell	3-2	3-0	0-2
Mike Krzyzewski	1-3	1-2	0-1
Leonard Hamilton	0-1	0-1	-
Josh Pastner	1-3	0-2	1-1
Chris Mack	1-3	0-2	1-1
Jim Larrañaga	3-3	2-2	1-1
Kevin Keatts	1-0	1-0	-
Hubert Davis	-	-	-
Mike Brey	2-2	2-1	0-1
Jeff Capel III	1-1	1-1	-
Jim Boeheim	1-2	1-2	-
Tony Bennett	1-3	1-2	0-1
Steve Forbes	8-3	2-0	6-3
<b>Total</b>	<b>23-26</b>	<b>14-15</b>	<b>9-11</b>

### vs. Coach Young

Earl Grant	-
Brad Brownell	2-3 at Clemson
Mike Krzyzewski	3-1 at Duke
Leonard Hamilton	1-0 at Florida State
Josh Pastner	3-1 at Georgia Tech
Chris Mack	1-1 at Xavier; 2-0 at UofL
Jim Larrañaga	0-1 at GMU; 3-2 at Miami
Kevin Keatts	0-1 at NC State
Hubert Davis	-
Mike Brey	2-2 at Notre Dame
Jeff Capel III	1-1 at Pitt
Jim Boeheim	2-1 at Syracuse
Tony Bennett	3-1 at UVA
Steve Forbes	3-6 at ETSU; 0-2 at Wake

## ▶ COACH YOUNG: CAREER BREAKDOWN

Season	School	Overall	Conference	Finish	Postseason	Ranking	RPI/NET
2002-03	Wofford	14-15 .483	8-8 .500	T6th	-	-/-	219
2003-04	Wofford	9-20 .310	4-12 .250	T10th	-	-/-	273
2004-05	Wofford	14-14 .500	7-9 .438	8th	-	-/-	225
2005-06	Wofford	11-18 .379	6-9 .400	9th	-	-/-	287
2006-07	Wofford	10-20 .333	5-13 .278	T9th	-	-/-	295
2007-08	Wofford	16-16 .500	8-12 .400	8th	-	-/-	191
2008-09	Wofford	16-14 .533	12-8 .600	4th	-	-/-	177
2009-10	Wofford	26-9 .743	15-3 .833	1st	NCAA First Round	-/-	73
2010-11	Wofford	21-13 .618	14-4 .778	T1st	NCAA First Round	-/-	105
2011-12	Wofford	19-14 .576	12-6 .667	T2nd	CBI	-/-	178
2012-13	Wofford	13-19 .406	7-11 .389	T8th	-	-/-	253
2013-14	Wofford	20-13 .606	11-5 .688	T3rd	NCAA First Round	-/-	152
2014-15	Wofford	28-7 .800	16-2 .889	1st	NCAA First Round	RV/-	49
2015-16	Wofford	15-17 .469	11-7 .611	T3rd	-	-/-	202
2016-17	Wofford	16-17 .485	10-8 .556	T4th	-	-/-	189
2017-18	Wofford	21-13 .618	11-7 .611	T4th	CIT	-/-	141
2018-19	Wofford	30-5 .857	18-0 1.000	1st	NCAA Second Round	19/18	14
<b>Totals</b>	<b>17 Seasons</b>	<b>299-244 .551</b>	<b>175-124 .585</b>				
2019-20	Virginia Tech	16-16 .500	7-13 .350	T10th	-	-/-	92
2020-21	Virginia Tech	15-7 .682	9-4 .692	3rd	NCAA First Round	25/RV	51
2021-22	Virginia Tech	2-0 1.000	0-0 .000	-	-	-/-	-
<b>Totals</b>	<b>3 Seasons</b>	<b>36-24 .600</b>	<b>16-17 .485</b>				
<b>Overall</b>	<b>20 Seasons</b>	<b>335-268 .556</b>	<b>191-141 .575</b>				

## ▶ THE YOUNG FILE

Born	5/1/1963
Hometown	Radford, Virginia
Wife	Margaret
Children	Cooper, Davis
Education	Emory & Henry, 1986
Joined Tech Staff	4/7/2019
Years as College Head Coach	20
Years as College Coach	35

### Coaching Career

1986-88	Assistant Coach, Emory & Henry
1988-89	Assistant Coach, Radford
1989-02	Assistant Coach, Wofford
2002-19	Head Coach, Wofford
2019-pr.	Head Coach, Virginia Tech

## ▶ ACCOMPLISHMENTS

### Six NCAA Tournaments

2021, 2019, 2015, 2014, 2011, 2010

### Five SoCon Tournament Championships

2019, 2015, 2014, 2011, 2010

### Four SoCon Regular-Season Titles

2019, 2015, 2011, 2010

### Two-time National Coach of the Year

2019 (Sporting News), 2010 (Hugh Durham)

### Three AP All-America Selections

Fletcher Magee (2018-19), Karl Cochran (2014-15), Noah Dahlman (2009-10)



# O HUNTER CATTOOR

**JUNIOR** Guard | 6-3 | 200 | Human Development  
Orlando, Florida | Bishop Moore



## SEASON/CAREER BESTS

### POINTS

Season 19 at Navy (11/12/21)  
Career 19 at Navy (11/12/21)

### REBOUNDS

Season 9 vs. Radford (11/15/21)  
Career 9 vs. Radford (11/15/21)

### ASSISTS

Season 5 vs. Maine (11/9/21)  
Career 5 (2x), last vs. Maine (11/9/21)

### BLOCKS

Season -  
Career 3 vs. Wake Forest (2/27/21)

### STEALS

Season 2 (3x), last vs. Merrimack (11/21/21)  
Career 3 (3x), last at Notre Dame (1/27/21)

### MINUTES

Season 33 at Navy (11/12/21)  
Career 35 at Miami (2/6/21)

### FIELD GOALS MADE

Season 7 at Navy (11/12/21)  
Career 7 at Navy (11/12/21)

### FIELD GOALS ATTEMPTED

Season 10 at Navy (11/12/21)  
Career 11 (2x), last at Miami (2/6/21)

### 3-PT. FIELD GOALS MADE

Season 5 at Navy (11/12/21)  
Career 5 (2x), last at Navy (11/12/21)

### 3-PT. FIELD GOALS ATTEMPTED

Season 7 (2x), last vs. Merrimack (11/21/21)  
Career 10 vs. North Carolina (3/10/20)

### FREE THROWS MADE

Season 2 (2x), last vs. Merrimack (11/21/21)  
Career 6 vs. South Florida (11/29/20)

### FREE THROWS ATTEMPTED

Season 3 vs. Memphis (11/24/21)  
Career 8 vs. South Florida (11/29/20)

## CAREER STATS

	GP-GS	MIN	AVG	FG-FGA	FG%	3FG-FGA	3FG%	FT-FTA	FT%	OFF-DEF-TOT	AVG	PF-FO	AST	TO	BLK	STL	PTS	AVG
2019-20	31-3	629	20.3	69-165	.418	51-127	.402	14-22	.636	4-73-77	2.5	44-0	35	16	4	31	203	6.5
2020-21	22-2	489	22.2	57-125	.456	39-90	.433	34-43	.791	2-39-41	1.9	34-1	30	26	11	20	187	8.5
2021-22	6-6	183	30.5	17-43	.395	11-30	.367	5-7	.714	2-25-27	4.5	9-0	12	5	0	7	50	8.3
<b>TOTAL</b>	<b>59-11</b>	<b>1301</b>	<b>22.1</b>	<b>143-333</b>	<b>.429</b>	<b>101-247</b>	<b>.409</b>	<b>53-72</b>	<b>.736</b>	<b>8-137-145</b>	<b>2.5</b>	<b>87-1</b>	<b>77</b>	<b>47</b>	<b>15</b>	<b>58</b>	<b>440</b>	<b>7.5</b>

*Last name pronounced: kuh-TOUR*

- One of Tech's top threats from three.
- Had 12 games of hitting three or more 3FGs during the 2020-21 season.
- Reached double-figure scoring 11 times as a sophomore.
- Made the game-tying 3-pointer to send the Miami (Fla.) (2/6) game into overtime, and then hit two clutch free throws in the final four seconds of OT to make it a two-possession game and preserve the win - finishing with 14 points and three rebounds.
- Played in 31 games, drawing three starts in 2019-20.
- Originally committed to Wofford, but signed with the Hokies after Virginia Tech's hiring of Mike Young.
- Four-year letterwinner at Bishop Moore High School.
- FHSAA 6A first-team All-State and District Player of the Year.
- Scored 1,420 points in high school. Was a 3-star (247 Sports).
- Also played quarterback on Bishop Moore's football team.

## 2021-22 GAME-BY-GAME STATS

OPPONENT	DATE	ST	MIN	FG-FGA	PCT	3FG-FGA	PCT	FT-FTA	PCT	OFF	DEF	TOT	PF	A	T/O	BLK	STL	PTS
Maine	11/9/21	*	31	2-4	.500	1-3	.333	0-0	.000	0	4	4	0	5	0	0	0	5
at Navy	11/12/21	*	33	7-10	.700	5-7	.714	0-0	.000	1	2	3	2	4	0	0	2	19
Radford	11/15/21	*	32	2-9	.222	1-6	.167	2-2	1.000	0	9	9	0	1	2	0	2	7
St. Francis (Pa.)	11/18/21	*	29	1-5	.200	0-2	.000	0-0	.000	1	4	5	3	1	2	0	0	2
Merrimack	11/21/21	*	30	2-7	.286	2-7	.286	2-2	1.000	0	3	3	0	1	0	0	2	8
vs. Memphis	11/24/21	*	28	3-8	.375	2-5	.400	1-3	.333	0	3	3	4	0	1	0	1	9
vs. Xavier	11/26/21																	
at Maryland	12/1/21																	
Wake Forest	12/4/21																	
Cornell	12/8/21																	
at Dayton	12/12/21																	
vs. St. Bonaventure	12/17/21																	
at Duke	12/22/21																	
at North Carolina	12/29/21																	
Pittsburgh	1/1/22																	
NC State	1/4/22																	
at Virginia	1/12/22																	
Notre Dame	1/15/22																	
at NC State	1/19/22																	
at Boston College	1/22/22																	
Miami	1/26/22																	
at Florida State	1/29/22																	
Georgia Tech	2/2/22																	
at Pittsburgh	2/5/22																	
Syracuse	2/12/22																	
Virginia	2/14/22																	
North Carolina	2/19/22																	
at Georgia Tech	2/23/22																	
at Miami	2/26/22																	
Louisville	3/1/22																	
at Clemson	3/5/22																	

## PRODUCTION TRACKER

	This Season	Career
Scored 10+ Points	1	22
Scored 20+ Points	-	-
Led Tech in Scoring	1	3
Made 3+ 3FGs	1	13
Led Tech in 3FGM	2	11
Shot over 40% from 3	2	33
Had a Double-Double	-	-
Had Multiple Assists	2	20
Had Multiple Steals	3	17



# 1 DAVID N'GUESSAN

**SOPHOMORE** Forward | 6-9 | 205 | Sociology  
De Lier, The Netherlands | Mt. Zion Prep



## SEASON/CAREER BESTS

### POINTS

Season 19 vs. Saint Francis (11/18/21)  
Career 19 vs. Saint Francis (11/18/21)

### REBOUNDS

Season 8 vs. Saint Francis (11/18/21)  
Career 8 vs. Saint Francis (11/18/21)

### ASSISTS

Season 2 vs. Saint Francis (11/18/21)  
Career 2 (3x), last vs. Saint Francis (11/18/21)

### BLOCKS

Season 3 vs. Saint Francis (11/18/21)  
Career 3 vs. Saint Francis (11/18/21)

### STEALS

Season 2 vs. Radford (11/15/21)  
Career 2 (3x), last vs. Radford (11/15/21)

### MINUTES

Season 18 (2x), last vs. Radford (11/15/21)  
Career 20 vs. Wake Forest (2/27/21)

### FIELD GOALS MADE

Season 7 vs. Maine (11/9/21)  
Career 7 vs. Maine (11/9/21)

### FIELD GOALS ATTEMPTED

Season 7 vs. Maine (11/9/21)  
Career 7 vs. Maine (11/9/21)

### 3-PT. FIELD GOALS MADE

Season 1 (2x), last vs. Radford (11/15/21)  
Career 1 (2x), last vs. Radford (11/15/21)

### 3-PT. FIELD GOALS ATTEMPTED

Season 1 (3x), last vs. Saint Francis (11/18/21)  
Career 1 (5x), last vs. Saint Francis (11/18/21)

### FREE THROWS MADE

Season 3 vs. Saint Francis (11/18/21)  
Career 3 (2x), last vs. Saint Francis (11/18/21)

### FREE THROWS ATTEMPTED

Season 4 vs. Saint Francis (11/18/21)  
Career 5 (2x), last vs. Wake Forest (2/27/21)

## CAREER STATS

	GP-GS	MIN	AVG	FG-FGA	FG%	3FG-FGA	3FG%	FT-FTA	FT%	OFF-DEF-TOT	AVG	PF-FO	AST	TO	BLK	STL	PTS	AVG
2020-21	21-0	202	9.6	21-36	.583	0-2	.000	13-31	.419	15-33-48	2.3	33-1	8	9	2	6	55	2.6
2021-22	6-0	89	14.8	14-24	.583	2-3	.667	3-9	.333	4-13-17	2.8	9-0	4	4	5	3	33	5.5
<b>TOTAL</b>	<b>27-0</b>	<b>291</b>	<b>10.8</b>	<b>35-60</b>	<b>.583</b>	<b>2-5</b>	<b>.400</b>	<b>16-40</b>	<b>.400</b>	<b>19-46-65</b>	<b>2.4</b>	<b>42-1</b>	<b>12</b>	<b>13</b>	<b>7</b>	<b>9</b>	<b>88</b>	<b>3.3</b>

- Look for a huge jump in production; he's had one of the more impressive offseasons for the Hokies
- Worked on extending his range to the 3-point line.
- Appeared in 21 of 22 games as a freshman.
- Reached double-figure scoring in back-to-back games at Wake Forest (1/17/21) and at Syracuse (1/23/21).
- Totaled a career-high 13 points in 14 minutes in the 64-60 win at Wake Forest (1/17/21).
- A consensus three-star recruit by Rivals and 247 Sports.
- Averaged 15 points, seven rebounds and three assists per game at Mt. Zion Prep during the 2019-20 season.
- Chose the Hokies over St. Joseph's, VCU and Washington State.

*Last name pronounced: GUH-sahn*

## 2021-22 GAME-BY-GAME STATS

OPPONENT	DATE	ST	MIN	FG-FGA	PCT	3FG-FGA	PCT	FT-FTA	PCT	OFF	DEF	TOT	PF	A	T/O	BLK	STL	PTS
Maine	11/9/21		18	7-7	1.000	1-1	1.000	0-1	.000	0	0	0	1	0	0	0	0	15
at Navy	11/12/21		14	0-4	.000	0-0	.000	0-2	.000	0	4	4	2	1	0	0	1	0
Radford	11/15/21		18	3-5	.600	1-1	1.000	0-0	.000	1	2	3	3	0	2	0	2	7
St. Francis (Pa.)	11/18/21		19	2-3	.667	0-1	.000	3-4	.750	2	6	8	1	2	0	3	0	7
Merrimack	11/21/21		16	2-4	.500	0-0	.000	0-2	.000	1	1	2	0	1	2	1	0	4
vs. Memphis	11/24/21		4	0-1	.000	0-0	.000	0-0	.000	0	0	0	2	0	0	0	0	0
vs. Xavier	11/26/21																	
at Maryland	12/1/21																	
Wake Forest	12/4/21																	
Cornell	12/8/21																	
at Dayton	12/12/21																	
vs. St. Bonaventure	12/17/21																	
at Duke	12/22/21																	
at North Carolina	12/29/21																	
Pittsburgh	1/1/22																	
NC State	1/4/22																	
at Virginia	1/12/22																	
Notre Dame	1/15/22																	
at NC State	1/19/22																	
at Boston College	1/22/22																	
Miami	1/26/22																	
at Florida State	1/29/22																	
Georgia Tech	2/2/22																	
at Pittsburgh	2/5/22																	
Syracuse	2/12/22																	
Virginia	2/14/22																	
North Carolina	2/19/22																	
at Georgia Tech	2/23/22																	
at Miami	2/26/22																	
Louisville	3/1/22																	
at Clemson	3/5/22																	

## PRODUCTION TRACKER

	This Season	Career
Scored 10+ Points	1	3
Scored 20+ Points	-	-
Led Tech in Scoring	1	1
Made multiple 3FGs	-	-
Had 5+ Rebounds	1	5
Had a Double-Double	-	-
Had Multiple Assists	1	3
Had Multiple Steals	1	3
Had Multiple Blocks	1	1





# 3 SEAN PEDULLA

**FRESHMAN** Guard | 6-1 | 190 | Sports Media and Analytics  
Edmond, Oklahoma | Edmond Memorial



## SEASON/CAREER BESTS

### POINTS

Season 5 vs. Radford (11/15/21)  
Career 5 vs. Radford (11/15/21)

### REBOUNDS

Season 2 (2x), last vs. Saint Francis (11/18/21)  
Career 2 (2x), last vs. Saint Francis (11/18/21)

### ASSISTS

Season 4 vs. Merrimack (11/21/21)  
Career 4 vs. Merrimack (11/21/21)

### BLOCKS

Season -  
Career -

### STEALS

Season 2 vs. Saint Francis (11/18/21)  
Career 2 vs. Saint Francis (11/18/21)

### MINUTES

Season 14 vs. Merrimack (11/21/21)  
Career 14 vs. Merrimack (11/21/21)

### FIELD GOALS MADE

Season 2 vs. Radford (11/15/21)  
Career 2 vs. Radford (11/15/21)

### FIELD GOALS ATTEMPTED

Season 4 vs. Maine (11/9/21)  
Career 4 vs. Maine (11/9/21)

### 3-PT. FIELD GOALS MADE

Season 1 (4x), last vs. Merrimack (11/21/21)  
Career 1 (4x), last vs. Merrimack (11/21/21)

### 3-PT. FIELD GOALS ATTEMPTED

Season 2 (2x), last vs. Merrimack (11/21/21)  
Career 2 (2x), last vs. Merrimack (11/21/21)

### FREE THROWS MADE

Season -  
Career -

### FREE THROWS ATTEMPTED

Season -  
Career -

## CAREER STATS

	GP-GS	MIN	AVG	FG-FGA	FG%	3FG-FGA	3FG%	FT-FTA	FT%	OFF-DEF-TOT	AVG	PF-FO	AST	TO	BLK	STL	PTS	AVG
2021-22	6-0	52	8.7	5-10	.500	4-6	.667	0-0	.000	1-6-7	1.2	3-0	8	2	0	3	14	2.3
<b>TOTAL</b>	<b>6-0</b>	<b>52</b>	<b>8.7</b>	<b>5-10</b>	<b>.500</b>	<b>4-6</b>	<b>.667</b>	<b>0-0</b>	<b>.000</b>	<b>1-6-7</b>	<b>1.2</b>	<b>3-0</b>	<b>8</b>	<b>2</b>	<b>0</b>	<b>3</b>	<b>14</b>	<b>2.3</b>

- Will contribute minutes at point guard
- Solid sharpshooter from downtown
- Guided Edmond Memorial to three state tournaments.
- Two-time all-state selection and COAC Offensive Player of the Year that averaged 17.6 points a game as a senior
- Rated the 165th-best prospect in the 2021 class on 247Sports.
- Tabbed the second-best player in the state of Oklahoma and the 25th-best point guard nationally, according to 247Sports.
- Chose the Hokies over Minnesota and Oklahoma State.

*Last name pronounced: puh-DOOL-uh*

## 2021-22 GAME-BY-GAME STATS

OPPONENT	DATE	ST	MIN	FG-FGA	PCT	3FG-FGA	PCT	FT-FTA	PCT	OFF	DEF	TOT	PF	A	T/O	BLK	STL	PTS
Maine	11/9/21		11	1-4	.250	1-2	.500	0-0	.000	1	1	2	1	1	1	0	0	3
at Navy	11/12/21		7	0-0	.000	0-0	.000	0-0	.000	0	1	1	0	1	0	0	0	0
Radford	11/15/21		8	2-2	1.000	1-1	1.000	0-0	.000	0	1	1	0	0	0	0	1	5
St. Francis (Pa.)	11/18/21		11	1-2	.500	1-1	1.000	0-0	.000	0	2	2	0	2	0	0	2	3
Merrimack	11/21/21		14	1-2	.500	1-2	.500	0-0	.000	0	1	1	2	4	1	0	0	3
vs. Memphis	11/24/21		1	0-0	.000	0-0	.000	0-0	.000	0	0	0	0	0	0	0	0	0
vs. Xavier	11/26/21																	
at Maryland	12/1/21																	
Wake Forest	12/4/21																	
Cornell	12/8/21																	
at Dayton	12/12/21																	
vs. St. Bonaventure	12/17/21																	
at Duke	12/22/21																	
at North Carolina	12/29/21																	
Pittsburgh	1/1/22																	
NC State	1/4/22																	
at Virginia	1/12/22																	
Notre Dame	1/15/22																	
at NC State	1/19/22																	
at Boston College	1/22/22																	
Miami	1/26/22																	
at Florida State	1/29/22																	
Georgia Tech	2/2/22																	
at Pittsburgh	2/5/22																	
Syracuse	2/12/22																	
Virginia	2/14/22																	
North Carolina	2/19/22																	
at Georgia Tech	2/23/22																	
at Miami	2/26/22																	
Louisville	3/1/22																	
at Clemson	3/5/22																	

## PRODUCTION TRACKER

	This Season
Scored 10+ Points	-
Scored 20+ Points	-
Led Tech in Scoring	-
Made 3+ 3FGs	-
Led Tech in 3FGM	-
Shot over 40% from 3	4
Had a Double-Double	-
Had Multiple Assists	2
Had Multiple Steals	1



# 4 NAHIEM ALLEYNE

**JUNIOR** Guard | 6-4 | 195 | Human Development  
Buford, Georgia | Mountain View



## SEASON/CAREER BESTS

**POINTS**  
Season 21 vs. Memphis (11/24/21)  
Career 28 vs. Florida (3/19/21)

**REBOUNDS**  
Season 7 vs. Maine (11/9/21)  
Career 9 at Notre Dame (1/27/21)

**ASSISTS**  
Season 4 (2x), last vs. Memphis (11/24/21)  
Career 5 (2x), last vs. Wake Forest (2/27/21)

**BLOCKS**  
Season -  
Career 2 vs. Delaware State (11/20/19)

**STEALS**  
Season 1 (4x), last vs. Memphis (11/24/21)  
Career 3 at Louisville (1/6/21)

**MINUTES**  
Season 36 vs. Memphis (11/24/21)  
Career 38 vs. Florida (3/19/21)

**FIELD GOALS MADE**  
Season 7 vs. Saint Francis (11/18/21)  
Career 8 vs. Florida (3/19/21)

**FIELD GOALS ATTEMPTED**  
Season 14 vs. Memphis (11/24/21)  
Career 18 vs. Florida (3/19/21)

**3-PT. FIELD GOALS MADE**  
Season 3 (2x), last vs. Memphis (11/24/21)  
Career 5 (4x), last at Syracuse (1/23/21)

**3-PT. FIELD GOALS ATTEMPTED**  
Season 7 vs. Memphis (11/24/21)  
Career 10 (3x), last vs. Florida (3/19/21)

**FREE THROWS MADE**  
Season 10 vs. Memphis (11/24/21)  
Career 10 vs. Memphis (11/24/21)

**FREE THROWS ATTEMPTED**  
Season 11 vs. Memphis (11/24/21)  
Career 11 (2x), last vs. Memphis (11/24/21)

## CAREER STATS

	GP-GS	MIN	AVG	FG-FGA	FG%	3FG-FGA	3FG%	FT-FTA	FT%	OFF-DEF-TOT	AVG	PF-FO	AST	TO	BLK	STL	PTS	AVG
2019-20	32-27	832	26.0	92-237	.388	49-126	.389	48-63	.762	6-69-75	2.3	51-1	46	27	6	12	281	8.8
2020-21	22-21	623	28.3	78-199	.392	42-103	.408	46-57	.807	4-54-58	2.6	47-0	37	33	2	15	244	11.1
2021-22	6-6	189	31.5	22-58	.379	10-25	.400	20-21	.952	0-22-22	3.7	9-0	17	13	0	4	74	12.3
<b>TOTAL</b>	<b>60-54</b>	<b>1646</b>	<b>27.4</b>	<b>192-494</b>	<b>.389</b>	<b>101-254</b>	<b>.398</b>	<b>114-141</b>	<b>.809</b>	<b>10-145-155</b>	<b>2.6</b>	<b>107-1</b>	<b>100</b>	<b>73</b>	<b>8</b>	<b>31</b>	<b>599</b>	<b>10.0</b>

*Name pronounced: nah-HEEM ah-LEAN*

- One of Tech's top threats from three.
- Had seven games of hitting three or more 3FGs during the 2020-21 season.
- Reached double-figure scoring 13 times as a sophomore.
- Made the game-tying 3-pointer to send the Florida (3/19) game into overtime in the first round of the 2021 NCAA Tournament.
- Started 21 of 22 games in 2020-21.
- Shot 40.8 percent from three last season, which was second on the team.
- Two-time ACC Men's Basketball All-Academic Team honoree.
- Averaged 17.2 points per game and made 63 three-pointers in the 2018-19 season at Mountain View.
- A three-star recruit by 247 Sports that was ranked as the 21st-best player in the state of Georgia.
- Born in Long Island, New York; family moved to Georgia when he was in middle school.
- Into anime, and in his opinion, J. Cole is the best rapper of all-time - it's not up for debate.

## 2021-22 GAME-BY-GAME STATS

OPPONENT	DATE	ST	MIN	FG-FGA	PCT	3FG-FGA	PCT	FT-FTA	PCT	OFF	DEF	TOT	PF	A	T/O	BLK	STL	PTS
Maine	11/9/21	*	29	5-10	.500	3-6	.500	0-0	.000	0	7	7	0	4	2	0	1	13
at Navy	11/12/21	*	31	2-9	.222	1-4	.250	3-3	1.000	0	0	0	2	3	3	0	0	8
Radford	11/15/21	*	32	0-6	.000	0-2	.000	2-2	1.000	0	4	4	2	3	4	0	1	2
St. Francis (Pa.)	11/18/21	*	30	7-10	.700	1-2	.500	3-3	1.000	0	4	4	0	2	0	0	1	18
Merrimack	11/21/21	*	31	4-9	.444	2-4	.500	2-2	1.000	0	3	3	1	1	2	0	0	12
vs. Memphis	11/24/21	*	36	4-14	.286	3-7	.429	10-11	.909	0	4	4	4	4	2	0	1	21
vs. Xavier	11/26/21																	
at Maryland	12/1/21																	
Wake Forest	12/4/21																	
Cornell	12/8/21																	
at Dayton	12/12/21																	
vs. St. Bonaventure	12/17/21																	
at Duke	12/22/21																	
at North Carolina	12/29/21																	
Pittsburgh	1/1/22																	
NC State	1/4/22																	
at Virginia	1/12/22																	
Notre Dame	1/15/22																	
at NC State	1/19/22																	
at Boston College	1/22/22																	
Miami	1/26/22																	
at Florida State	1/29/22																	
Georgia Tech	2/2/22																	
at Pittsburgh	2/5/22																	
Syracuse	2/12/22																	
Virginia	2/14/22																	
North Carolina	2/19/22																	
at Georgia Tech	2/23/22																	
at Miami	2/26/22																	
Louisville	3/1/22																	
at Clemson	3/5/22																	

## PRODUCTION TRACKER

	This Season	Career
Scored 10+ Points	4	29
Scored 20+ Points	1	6
Led Tech in Scoring	2	11
Made 3+ 3FGs	2	17
Led Tech in 3FGM	3	16
Shot over 40% from 3	4	30
Had a Double-Double	-	-
Had Multiple Assists	5	27
Had Multiple Steals	-	4





# 5 STORM MURPHY

**GRADUATE STUDENT** Guard | 6-0 | 185 | Leadership Studies  
Middleton, Wisconsin | Wofford



## SEASON/CAREER BESTS

### POINTS

Season 17 vs. Radford (11/15/21)  
Career 28 vs. Western Carolina (1/23/21)

### REBOUNDS

Season 6 at Navy (11/12/21)  
Career 8 vs. South Florida (12/12/20)

### ASSISTS

Season 3 (2x), last vs. Saint Francis (11/18/21)  
Career 11 vs. Samford (1/2/21)

### BLOCKS

Season -  
Career 1 (3x), last at Samford (3/2/19)

### STEALS

Season 1 (3x), last vs. Merrimack (11/21/21)  
Career 4 vs. Mercer (3/3/18)

### MINUTES

Season 39 vs. Memphis (11/24/21)  
Career 40 at UNC Greensboro (2/19/20)

### FIELD GOALS MADE

Season 6 (2x), last vs. Merrimack (11/21/21)  
Career 10 vs. Western Carolina (1/23/21)

### FIELD GOALS ATTEMPTED

Season 9 at Navy (11/12/21)  
Career 19 at Chattanooga (1/16/21)

### 3-PT. FIELD GOALS MADE

Season 4 vs. Radford (11/15/21)  
Career 5 (6x), last at VMI (1/13/21)

### 3-PT. FIELD GOALS ATTEMPTED

Season 5 (2x), last vs. Radford (11/15/21)  
Career 10 (6x), last vs. VMI (2/3/21)

### FREE THROWS MADE

Season 2 at Navy (11/12/21)  
Career 8 (3x), last vs. The Citadel (2/17/21)

### FREE THROWS ATTEMPTED

Season 3 at Navy (11/12/21)  
Career 10 vs. The Citadel (2/17/21)

- Consummate point guard with four years of college experience.
- First-Team All-SoCon and named to SoCon All-Tournament Team last season.
- Averaged 17.8 points, 3.3 rebounds and 4.3 assists as a senior at Wofford - one of only 11 players to average that stat line or better nationally.
- NABC All-District 21 First Team selection who was featured on the Lou Henson Award Mid-Season Watch List.
- Started all 24 games in 2020-21.
- Tallied double figures in 21 of 24 contests, including 10 20-point performances, and dished over five assists on eight occasions.
- Graduated from Wofford with 1,315 career points, which rank 24th all-time in program history.

## 2021-22 GAME-BY-GAME STATS

OPPONENT	DATE	ST	MIN	FG-FGA	PCT	3FG-FGA	PCT	FT-FTA	PCT	OFF	DEF	TOT	PF	A	T/O	BLK	STL	PTS
Maine	11/9/21	*	26	2-7	.286	1-4	.250	0-0	.000	0	3	3	1	2	0	0	1	5
at Navy	11/12/21	*	32	4-9	.444	1-5	.200	2-3	.667	0	6	6	2	1	2	0	0	11
Radford	11/15/21	*	29	6-7	.857	4-5	.800	1-2	.500	0	1	1	0	3	3	0	1	17
St. Francis (Pa.)	11/18/21	*	29	2-6	.333	2-4	.500	1-2	.500	0	1	1	2	3	0	0	0	7
Merrimack	11/21/21	*	24	6-8	.750	2-4	.500	0-0	.000	0	0	0	2	1	3	0	1	14
vs. Memphis	11/24/21	*	39	2-8	.250	0-3	.000	1-2	.500	0	1	1	3	2	6	0	0	5
vs. Xavier	11/26/21																	
at Maryland	12/1/21																	
Wake Forest	12/4/21																	
Cornell	12/8/21																	
at Dayton	12/12/21																	
vs. St. Bonaventure	12/17/21																	
at Duke	12/22/21																	
at North Carolina	12/29/21																	
Pittsburgh	1/1/22																	
NC State	1/4/22																	
at Virginia	1/12/22																	
Notre Dame	1/15/22																	
at NC State	1/19/22																	
at Boston College	1/22/22																	
Miami	1/26/22																	
at Florida State	1/29/22																	
Georgia Tech	2/2/22																	
at Pittsburgh	2/5/22																	
Syracuse	2/12/22																	
Virginia	2/14/22																	
North Carolina	2/19/22																	
at Georgia Tech	2/23/22																	
at Miami	2/26/22																	
Louisville	3/1/22																	
at Clemson	3/5/22																	

## PRODUCTION TRACKER

	This Season	Career
Scored 10+ Points	3	62
Scored 20+ Points	-	12
Led Tech in Scoring	2	2
Made 3+ 3FGs	1	34
Led Tech in 3FGM	2	2
Shot over 40% from 3	3	74
Had a Double-Double	-	1
Had 5+ Assists	-	35
Had Multiple Steals	-	23



## CAREER STATS

	GP-GS	MIN	AVG	FG-FGA	FG%	3FG-FGA	3FG%	FT-FTA	FT%	OFF-DEF-TOT	AVG	PF-FO	AST	TO	BLK	STL	PTS	AVG
2017-18	34-29	932	27.4	70-160	.438	41-107	.383	32-38	.842	7-68-75	2.2	44-0	135	56	1	30	213	6.3
2018-19	34-33	890	26.2	98-196	.500	50-106	.472	27-32	.844	4-58-62	1.8	59-0	112	41	1	24	273	8.0
2019-20	34-34	1071	31.5	147-318	.462	64-152	.421	45-52	.865	10-80-90	2.6	56-1	121	75	1	25	403	11.9
2020-21	24-24	830	34.6	143-304	.470	70-175	.400	70-83	.843	14-64-78	3.3	29-0	104	65	-	23	426	17.8
2021-22	6-6	179	29.8	22-45	.489	10-25	.400	5-9	.556	0-12-12	2.0	10-0	12	14	0	3	59	9.8
<b>TOTAL</b>	<b>132-126</b>	<b>3900</b>	<b>29.5</b>	<b>480-1018</b>	<b>.472</b>	<b>240-568</b>	<b>.423</b>	<b>179-214</b>	<b>.836</b>	<b>35-282-321</b>	<b>2.4</b>	<b>192-1</b>	<b>479</b>	<b>250</b>	<b>5</b>	<b>111</b>	<b>1374</b>	<b>10.4</b>

# 10 CAMDEN JOHNSON

**FRESHMAN** Guard | 6-1 | 175 | Business, Undecided  
Waxhaw, North Carolina | Metrolina Christian Academy



## SEASON/CAREER BESTS

### POINTS

Season 3 vs. Merrimack (11/21/21)  
Career 3 vs. Merrimack (11/21/21)

### REBOUNDS

Season 1 vs. Merrimack (11/21/21)  
Career 1 vs. Merrimack (11/21/21)

### ASSISTS

Season 1 vs. Saint Francis (11/18/21)  
Career 1 vs. Saint Francis (11/18/21)

### BLOCKS

Season -  
Career -

### STEALS

Season 1 vs. Merrimack (11/21/21)  
Career 1 vs. Merrimack (11/21/21)

### MINUTES

Season 3 vs. Saint Francis (11/18/21)  
Career 3 vs. Saint Francis (11/18/21)

### FIELD GOALS MADE

Season 1 vs. Merrimack (11/21/21)  
Career 1 vs. Merrimack (11/21/21)

### FIELD GOALS ATTEMPTED

Season 1 vs. Merrimack (11/21/21)  
Career 1 vs. Merrimack (11/21/21)

### 3-PT. FIELD GOALS MADE

Season 1 vs. Merrimack (11/21/21)  
Career 1 vs. Merrimack (11/21/21)

### 3-PT. FIELD GOALS ATTEMPTED

Season 1 vs. Merrimack (11/21/21)  
Career 1 vs. Merrimack (11/21/21)

### FREE THROWS MADE

Season -  
Career -

### FREE THROWS ATTEMPTED

Season -  
Career -

## CAREER STATS

	GP-GS	MIN	AVG	FG-FGA	FG%	3FG-FGA	3FG%	FT-FTA	FT%	OFF-DEF-TOT	AVG	PF-FO	AST	TO	BLK	STL	PTS	AVG
2021-22	4-0	8	2.0	1-1	1.000	1-1	1.000	0-0	.000	0-1-1	0.3	0-0	1	0	0	1	3	0.8
<b>TOTAL</b>	<b>4-0</b>	<b>8</b>	<b>2.0</b>	<b>1-1</b>	<b>1.000</b>	<b>1-1</b>	<b>1.000</b>	<b>0-0</b>	<b>.000</b>	<b>0-1-1</b>	<b>0.3</b>	<b>0-0</b>	<b>1</b>	<b>0</b>	<b>0</b>	<b>1</b>	<b>3</b>	<b>0.8</b>

- Recruited as a preferred walk-on.
- Averaged 14 points, 6.6 rebounds, 3.2 assists and 2.3 steals per game his senior season at Metrolina.
- Parents, Joey and Cindy Johnson, both attended Virginia Tech.

## 2021-22 GAME-BY-GAME STATS

OPPONENT	DATE	ST	MIN	FG-FGA	PCT	3FG-FGA	PCT	FT-FTA	PCT	OFF	DEF	TOT	PF	A	T/O	BLK	STL	PTS
Maine	11/9/21		2	0-0	.000	0-0	.000	0-0	.000	0	0	0	0	0	0	0	0	0
at Navy	11/12/21							DNP										
Radford	11/15/21		1	0-0	.000	0-0	.000	0-0	.000	0	0	0	0	0	0	0	0	0
St. Francis (Pa.)	11/18/21		3	0-0	.000	0-0	.000	0-0	.000	0	0	0	0	1	0	0	0	0
Merrimack	11/21/21		2	1-1	1.000	1-1	1.000	0-0	.000	0	1	1	0	0	0	0	1	3
vs. Memphis	11/24/21							DNP										
vs. Xavier	11/26/21																	
at Maryland	12/1/21																	
Wake Forest	12/4/21																	
Cornell	12/8/21																	
at Dayton	12/12/21																	
vs. St. Bonaventure	12/17/21																	
at Duke	12/22/21																	
at North Carolina	12/29/21																	
Pittsburgh	1/1/22																	
NC State	1/4/22																	
at Virginia	1/12/22																	
Notre Dame	1/15/22																	
at NC State	1/19/22																	
at Boston College	1/22/22																	
Miami	1/26/22																	
at Florida State	1/29/22																	
Georgia Tech	2/2/22																	
at Pittsburgh	2/5/22																	
Syracuse	2/12/22																	
Virginia	2/14/22																	
North Carolina	2/19/22																	
at Georgia Tech	2/23/22																	
at Miami	2/26/22																	
Louisville	3/1/22																	
at Clemson	3/5/22																	

## PRODUCTION TRACKER

	This Season
Scored 5+ Points	-
Scored 10+ Points	-
Made Multiple 3FGs	-
Made 3+ 3FGs	-
Led Tech in 3FGM	-
Shot over 40% from 3	1
Played 5+ Minutes	-
Had Multiple Assists	-
Had Multiple Steals	-





# 11 JALEN HAYNES

**FRESHMAN** Forward | 6-8 | 250 | Human Development  
Ft. Lauderdale, Florida | Montverde Academy



## SEASON/CAREER BESTS

### POINTS

Season 4 vs. Saint Francis (11/18/21)  
Career 4 vs. Saint Francis (11/18/21)

### REBOUNDS

Season 2 vs. Radford (11/15/21)  
Career 2 vs. Radford (11/15/21)

### ASSISTS

Season -  
Career -

### BLOCKS

Season -  
Career -

### STEALS

Season -  
Career -

### MINUTES

Season 5 vs. Maine (11/9/21)  
Career 5 vs. Maine (11/9/21)

### FIELD GOALS MADE

Season 2 vs. Saint Francis (11/18/21)  
Career 2 vs. Saint Francis (11/18/21)

### FIELD GOALS ATTEMPTED

Season 3 vs. Radford (11/15/21)  
Career 3 vs. Radford (11/15/21)

### 3-PT. FIELD GOALS MADE

Season -  
Career -

### 3-PT. FIELD GOALS ATTEMPTED

Season -  
Career -

### FREE THROWS MADE

Season -  
Career -

### FREE THROWS ATTEMPTED

Season 1 vs. Maine (11/9/21)  
Career 1 vs. Maine (11/9/21)

## CAREER STATS

	GP-GS	MIN	AVG	FG-FGA	FG%	3FG-FGA	3FG%	FT-FTA	FT%	OFF-DEF-TOT	AVG	PF-FO	AST	TO	BLK	STL	PTS	AVG
2021-22	5-0	15	3.0	2-5	.400	0-0	.000	0-1	.000	2-1-3	0.6	1-0	0	1	0	0	4	0.8
<b>TOTAL</b>	<b>5-0</b>	<b>15</b>	<b>3.0</b>	<b>2-5</b>	<b>.400</b>	<b>0-0</b>	<b>.000</b>	<b>0-1</b>	<b>.000</b>	<b>2-1-3</b>	<b>0.6</b>	<b>1-0</b>	<b>0</b>	<b>1</b>	<b>0</b>	<b>0</b>	<b>4</b>	<b>0.8</b>

- Played a postgraduate season at Montverde Academy during the 2020-21 season for head coach Ben Wisniewski; averaged 20.2 points and 10.6 rebounds. *First name pronounced: JAY-lin*
- Before Montverde, played at Dillard High School for legendary head coach Darryl Burrows.
- At Dillard in 2019-20, averaged 18 points, 10 rebounds and two blocks, while leading the Panthers to a 24-8 record and to the state title game.
- Three-star recruit by 247Sports.
- Chose the Hokies over Mississippi State, Boston College and UCF.

## 2021-22 GAME-BY-GAME STATS

OPPONENT	DATE	ST	MIN	FG-FGA	PCT	3FG-FGA	PCT	FT-FTA	PCT	OFF	DEF	TOT	PF	A	T/O	BLK	STL	PTS
Maine	11/9/21		5	0-0	.000	0-0	.000	0-1	.000	0	0	0	1	0	0	0	0	0
at Navy	11/12/21		1	0-0	.000	0-0	.000	0-0	.000	0	0	0	0	0	0	0	0	0
Radford	11/15/21		4	0-3	.000	0-0	.000	0-0	.000	1	1	2	0	0	0	0	0	0
St. Francis (Pa.)	11/18/21		3	2-2	1.000	0-0	.000	0-0	.000	1	0	1	0	0	0	0	0	4
Merrimack	11/21/21		2	0-0	.000	0-0	.000	0-0	.000	0	0	0	0	0	1	0	0	0
vs. Memphis	11/24/21								DNP									
vs. Xavier	11/26/21																	
at Maryland	12/1/21																	
Wake Forest	12/4/21																	
Cornell	12/8/21																	
at Dayton	12/12/21																	
vs. St. Bonaventure	12/17/21																	
at Duke	12/22/21																	
at North Carolina	12/29/21																	
Pittsburgh	1/1/22																	
NC State	1/4/22																	
at Virginia	1/12/22																	
Notre Dame	1/15/22																	
at NC State	1/19/22																	
at Boston College	1/22/22																	
Miami	1/26/22																	
at Florida State	1/29/22																	
Georgia Tech	2/2/22																	
at Pittsburgh	2/5/22																	
Syracuse	2/12/22																	
Virginia	2/14/22																	
North Carolina	2/19/22																	
at Georgia Tech	2/23/22																	
at Miami	2/26/22																	
Louisville	3/1/22																	
at Clemson	3/5/22																	

## PRODUCTION TRACKER

	This Season
Scored 10+ Points	-
Had 5+ Rebounds	-
Had Multiple Blocks	-
Led Tech in Blocks	-
Had Multiple Steals	-
Shot over 50% from the floor	1
Played 10+ Minutes	-
Shot 5+ Free Throws	-
Had Multiple Dunks	-



# 13 DARIUS MADDOX

**SOPHOMORE** Guard | 6-5 | 185 | Sports Media and Analytics  
Bowie, Maryland | Oak Hill Academy



## SEASON/CAREER BESTS

### POINTS

Season 11 vs. Saint Francis (11/18/21)  
Career 11 vs. Saint Francis (11/18/21)

### REBOUNDS

Season 3 (3x), last vs. Merrimack (11/21/21)  
Career 3 (3x), last vs. Merrimack (11/21/21)

### ASSISTS

Season 1 (2x), last vs. Radford (11/15/21)  
Career 1 (5x), last vs. Radford (11/15/21)

### BLOCKS

Season -  
Career 1 vs. Miami (12/29/20)

### STEALS

Season -  
Career -

### MINUTES

Season 19 vs. Maine (11/9/21)  
Career 19 vs. Maine (11/9/21)

### FIELD GOALS MADE

Season 4 (2x), last vs. Saint Francis (11/18/21)  
Career 4 (2x), last vs. Saint Francis (11/18/21)

### FIELD GOALS ATTEMPTED

Season 7 vs. Maine (11/9/21)  
Career 7 vs. Maine (11/9/21)

### 3-PT. FIELD GOALS MADE

Season 3 vs. Saint Francis (11/18/21)  
Career 3 (2x), last vs. Saint Francis (11/18/21)

### 3-PT. FIELD GOALS ATTEMPTED

Season 3 (2x), last vs. Saint Francis (11/18/21)  
Career 3 (3x), last vs. Saint Francis (11/18/21)

### FREE THROWS MADE

Season 1 vs. Merrimack (11/21/21)  
Career 1 vs. Merrimack (11/21/21)

### FREE THROWS ATTEMPTED

Season 2 vs. Merrimack (11/21/21)  
Career 2 vs. Merrimack (11/21/21)

## CAREER STATS

	GP-GS	MIN	AVG	FG-FGA	FG%	3FG-FGA	3FG%	FT-FTA	FT%	OFF-DEF-TOT	AVG	PF-FO	AST	TO	BLK	STL	PTS	AVG
2020-21	11-0	35	3.2	3-11	.273	3-7	.429	0-0	.000	2-0-2	0.2	3-0	3	1	1	0	9	0.8
2021-22	6-0	98	16.3	15-25	.600	8-12	.667	1-3	.333	3-9-12	2.0	4-0	2	5	0	0	39	6.5
<b>TOTAL</b>	<b>17-0</b>	<b>133</b>	<b>7.8</b>	<b>18-36</b>	<b>.500</b>	<b>11-19</b>	<b>.579</b>	<b>1-3</b>	<b>.333</b>	<b>5-9-14</b>	<b>0.8</b>	<b>7-0</b>	<b>5</b>	<b>6</b>	<b>1</b>	<b>0</b>	<b>48</b>	<b>2.8</b>

- Appeared in 11 games in 2020-21, recording a season-high nine points vs. Coppin State (12/19/20).
- Rated 84th overall and the 14th-best shooting guard on 247 Sports.
- Chose the Hokies over Cincinnati, Creighton, Georgetown and Seton Hall.

## 2021-22 GAME-BY-GAME STATS

OPPONENT	DATE	ST	MIN	FG-FGA	PCT	3FG-FGA	PCT	FT-FTA	PCT	OFF	DEF	TOT	PF	A	T/O	BLK	STL	PTS
Maine	11/9/21		19	4-7	.571	1-1	1.000	0-0	.000	0	2	2	1	0	2	0	0	9
at Navy	11/12/21		15	2-5	.400	0-2	.000	0-1	.000	1	2	3	2	1	0	0	0	4
Radford	11/15/21		16	2-3	.667	2-3	.667	0-0	.000	0	1	1	0	1	1	0	0	6
St. Francis (Pa.)	11/18/21		18	4-4	1.000	3-3	1.000	0-0	.000	1	2	3	1	0	2	0	0	11
Merrimack	11/21/21		16	1-4	.250	1-2	.500	1-2	.500	1	2	3	0	0	0	0	0	4
vs. Memphis	11/24/21		14	2-2	1.000	1-1	1.000	0-0	.000	0	0	0	0	0	0	0	0	5
vs. Xavier	11/26/21																	
at Maryland	12/1/21																	
Wake Forest	12/4/21																	
Cornell	12/8/21																	
at Dayton	12/12/21																	
vs. St. Bonaventure	12/17/21																	
at Duke	12/22/21																	
at North Carolina	12/29/21																	
Pittsburgh	1/1/22																	
NC State	1/4/22																	
at Virginia	1/12/22																	
Notre Dame	1/15/22																	
at NC State	1/19/22																	
at Boston College	1/22/22																	
Miami	1/26/22																	
at Florida State	1/29/22																	
Georgia Tech	2/2/22																	
at Pittsburgh	2/5/22																	
Syracuse	2/12/22																	
Virginia	2/14/22																	
North Carolina	2/19/22																	
at Georgia Tech	2/23/22																	
at Miami	2/26/22																	
Louisville	3/1/22																	
at Clemson	3/5/22																	

## PRODUCTION TRACKER

	This Season	Career
Scored 10+ Points	1	1
Scored 20+ Points	-	-
Led Tech in Scoring	-	-
Made 3+ 3FGs	1	2
Led Tech in 3FGM	1	1
Shot over 40% from 3	5	6
Had a Double-Double	-	-
Had Multiple Assists	-	-
Had Multiple Steals	-	-





# 14 BEN VARGA

**FRESHMAN** Guard | 5-10 | 170 | Business, Undecided  
Louisville, Kentucky | St. Xavier



## SEASON/CAREER BESTS

### POINTS

Season 3 vs. Merrimack (11/21/21)  
Career 3 vs. Merrimack (11/21/21)

### REBOUNDS

Season -  
Career -

### ASSISTS

Season -  
Career -

### BLOCKS

Season -  
Career -

### STEALS

Season -  
Career -

### MINUTES

Season 2 (2x), last vs. Merrimack (11/21/21)  
Career 2 (2x), last vs. Merrimack (11/21/21)

### FIELD GOALS MADE

Season 1 vs. Merrimack (11/21/21)  
Career 1 vs. Merrimack (11/21/21)

### FIELD GOALS ATTEMPTED

Season 2 vs. Merrimack (11/21/21)  
Career 2 vs. Merrimack (11/21/21)

### 3-PT. FIELD GOALS MADE

Season 1 vs. Merrimack (11/21/21)  
Career 1 vs. Merrimack (11/21/21)

### 3-PT. FIELD GOALS ATTEMPTED

Season 2 vs. Merrimack (11/21/21)  
Career 2 vs. Merrimack (11/21/21)

### FREE THROWS MADE

Season -  
Career -

### FREE THROWS ATTEMPTED

Season -  
Career -

## CAREER STATS

	GP-GS	MIN	AVG	FG-FGA	FG%	3FG-FGA	3FG%	FT-FTA	FT%	OFF-DEF-TOT	AVG	PF-FO	AST	TO	BLK	STL	PTS	AVG
2021-22	3-0	5	1.7	1-2	.500	1-2	.500	0-0	.000	0-0-0	0.0	0-0	0	0	0	0	3	1.0
<b>TOTAL</b>	<b>3-0</b>	<b>5</b>	<b>1.7</b>	<b>1-2</b>	<b>.500</b>	<b>1-2</b>	<b>.500</b>	<b>0-0</b>	<b>.000</b>	<b>0-0-0</b>	<b>0.0</b>	<b>0-0</b>	<b>0</b>	<b>0</b>	<b>0</b>	<b>0</b>	<b>3</b>	<b>1.0</b>

- Recruited as a preferred walk-on.
- Played four years at St. Xavier High School for head coach Kevin Klein.
- Holds school record for career 3-pointers made, school record for 3-pointers made in a game and school record for 3-pointers made in a season.
- Led Kentucky in 3-pointers his senior year - averaged 18 ppg and four 3-pointers per game.
- Dad played tennis at the University of Kentucky.

*Last name pronounced: VAR-guh*

## 2021-22 GAME-BY-GAME STATS

OPPONENT	DATE	ST	MIN	FG-FGA	PCT	3FG-FGA	PCT	FT-FTA	PCT	OFF	DEF	TOT	PF	A	T/O	BLK	STL	PTS
Maine	11/9/21		2	0-0	.000	0-0	.000	0-0	.000	0	0	0	0	0	0	0	0	0
at Navy	11/12/21							DNP										
Radford	11/15/21		1	0-0	.000	0-0	.000	0-0	.000	0	0	0	0	0	0	0	0	0
St. Francis (Pa.)	11/18/21							DNP										
Merrimack	11/21/21		2	1-2	.500	1-2	.500	0-0	.000	0	0	0	0	0	0	0	0	3
vs. Memphis	11/24/21							DNP										
vs. Xavier	11/26/21																	
at Maryland	12/1/21																	
Wake Forest	12/4/21																	
Cornell	12/8/21																	
at Dayton	12/12/21																	
vs. St. Bonaventure	12/17/21																	
at Duke	12/22/21																	
at North Carolina	12/29/21																	
Pittsburgh	1/1/22																	
NC State	1/4/22																	
at Virginia	1/12/22																	
Notre Dame	1/15/22																	
at NC State	1/19/22																	
at Boston College	1/22/22																	
Miami	1/26/22																	
at Florida State	1/29/22																	
Georgia Tech	2/2/22																	
at Pittsburgh	2/5/22																	
Syracuse	2/12/22																	
Virginia	2/14/22																	
North Carolina	2/19/22																	
at Georgia Tech	2/23/22																	
at Miami	2/26/22																	
Louisville	3/1/22																	
at Clemson	3/5/22																	

## PRODUCTION TRACKER

	This Season
Scored 5+ Points	-
Scored 10+ Points	-
Made Multiple 3FGs	-
Made 3+ 3FGs	-
Led Tech in 3FGM	-
Shot over 40% from 3	1
Played 5+ Minutes	-
Had Multiple Assists	-
Had Multiple Steals	-



# 15 LYNN KIDD

**SOPHOMORE** Center | 6-10 | 240 | Public Health  
Gainesville, Florida | Clemson



## SEASON/CAREER BESTS

### POINTS

Season 3 vs. Saint Francis (11/18/21)  
Career 4 vs. Florida State (1/23/21)

### REBOUNDS

Season 3 vs. Maine (11/9/21)  
Career 4 vs. South Carolina State (12/2/20)

### ASSISTS

Season -  
Career 1 vs. Mississippi State (11/25/20)

### BLOCKS

Season 1 vs. Merrimack (11/21/21)  
Career 2 vs. South Carolina State (12/2/20)

### STEALS

Season -  
Career -

### MINUTES

Season 4 (2x), last vs. Saint Francis (11/18/21)  
Career 12 vs. South Carolina State (12/2/20)

### FIELD GOALS MADE

Season 1 vs. Saint Francis (11/18/21)  
Career 1 (3x), last vs. Saint Francis (11/18/21)

### FIELD GOALS ATTEMPTED

Season 3 vs. Saint Francis (11/18/21)  
Career 5 vs. South Carolina State (12/2/20)

### 3-PT. FIELD GOALS MADE

Season -  
Career -

### 3-PT. FIELD GOALS ATTEMPTED

Season -  
Career -

### FREE THROWS MADE

Season 1 vs. Saint Francis (11/18/21)  
Career 2 (2x), last vs. Florida State (1/23/21)

### FREE THROWS ATTEMPTED

Season 1 vs. Saint Francis (11/18/21)  
Career 2 (2x), last vs. Florida State (1/23/21)

## CAREER STATS

	GP-GS	MIN	AVG	FG-FGA	FG%	3FG-FGA	3FG%	FT-FTA	FT%	OFF-DEF-TOT	AVG	PF-FO	AST	TO	BLK	STL	PTS	AVG
2020-21	7-0	33	4.7	2-6	.333	0-0	.000	4-4	1.000	4-3-7	1.0	6-0	1	2	2	0	8	1.1
2021-22	4-0	12	3.0	1-5	.200	0-0	.000	1-1	1.000	3-3-6	1.5	0-0	0	2	1	0	3	0.8
<b>TOTAL</b>	<b>11-0</b>	<b>45</b>	<b>4.1</b>	<b>3-11</b>	<b>.273</b>	<b>0-0</b>	<b>.000</b>	<b>5-5</b>	<b>1.000</b>	<b>7-6-13</b>	<b>1.2</b>	<b>6-0</b>	<b>1</b>	<b>4</b>	<b>3</b>	<b>0</b>	<b>11</b>	<b>1.0</b>

- Played in seven games, totaling eight points in 33 minutes of action as a freshman at Clemson.
- Reclassified from the 2021 recruiting class to 2020.
- No. 77 overall prospect on ESPN's Top-100 list of high school juniors; four-star recruit.
- Chose Clemson over Virginia Tech, Miami, Wake Forest, Auburn and Florida during his initial recruitment.

## 2021-22 GAME-BY-GAME STATS

OPPONENT	DATE	ST	MIN	FG-FGA	PCT	3FG-FGA	PCT	FT-FTA	PCT	OFF	DEF	TOT	PF	A	T/O	BLK	STL	PTS
Maine	11/9/21		4	0-1	.000	0-0	.000	0-0	.000	2	1	3	0	0	2	0	0	0
at Navy	11/12/21							DNP										
Radford	11/15/21		1	0-1	.000	0-0	.000	0-0	.000	0	0	0	0	0	0	0	0	0
St. Francis (Pa.)	11/18/21		4	1-3	.333	0-0	.000	1-1	1.000	1	0	1	0	0	0	0	0	3
Merrimack	11/21/21		3	0-0	.000	0-0	.000	0-0	.000	0	2	2	0	0	0	1	0	0
vs. Memphis	11/24/21							DNP										
vs. Xavier	11/26/21																	
at Maryland	12/1/21																	
Wake Forest	12/4/21																	
Cornell	12/8/21																	
at Dayton	12/12/21																	
vs. St. Bonaventure	12/17/21																	
at Duke	12/22/21																	
at North Carolina	12/29/21																	
Pittsburgh	1/1/22																	
NC State	1/4/22																	
at Virginia	1/12/22																	
Notre Dame	1/15/22																	
at NC State	1/19/22																	
at Boston College	1/22/22																	
Miami	1/26/22																	
at Florida State	1/29/22																	
Georgia Tech	2/2/22																	
at Pittsburgh	2/5/22																	
Syracuse	2/12/22																	
Virginia	2/14/22																	
North Carolina	2/19/22																	
at Georgia Tech	2/23/22																	
at Miami	2/26/22																	
Louisville	3/1/22																	
at Clemson	3/5/22																	

## PRODUCTION TRACKER

	This Season	Career
Scored 10+ Points	-	-
Had 5+ Rebounds	-	-
Had Multiple Blocks	-	1
Led Tech in Blocks	-	-
Had Multiple Steals	-	-
Shot over 50% from the floor	-	1
Played 10+ Minutes	-	1
Shot 5+ Free Throws	-	-
Had Multiple Dunks	-	-





# 21 JOHN OJIAKO

**JUNIOR** Center | 6-10 | 245 | Public Health  
Lagos, Nigeria | Admiral Farragut (Fla.)



## SEASON/CAREER BESTS

### POINTS

Season 9 vs. Maine (11/9/21)  
Career 15 vs. UMES (12/29/19)

### REBOUNDS

Season 5 (2x), last vs. Merrimack (11/21/21)  
Career 9 (2x), last vs. Pittsburgh (2/15/20)

### ASSISTS

Season -  
Career 1 (2x), last at Louisville (3/1/20)

### BLOCKS

Season 1 (2x), last vs. Saint Francis (11/18/21)  
Career 5 vs. Miami (2/19/20)

### STEALS

Season -  
Career 2 vs. USC Upstate (11/13/19)

### MINUTES

Season 14 vs. Merrimack (11/21/21)  
Career 23 vs. Miami (2/19/20)

### FIELD GOALS MADE

Season 4 vs. Maine (11/9/21)  
Career 5 vs. UMES (12/29/19)

### FIELD GOALS ATTEMPTED

Season 8 vs. Maine (11/9/21)  
Career 10 vs. UMES (12/29/19)

### 3-PT. FIELD GOALS MADE

Season -  
Career -

### 3-PT. FIELD GOALS ATTEMPTED

Season -  
Career -

### FREE THROWS MADE

Season 2 vs. Saint Francis (11/18/21)  
Career 5 vs. UMES (12/29/19)

### FREE THROWS ATTEMPTED

Season 2 vs. Saint Francis (11/18/21)  
Career 6 vs. UMES (12/29/19)

## CAREER STATS

	GP-GS	MIN	AVG	FG-FGA	FG%	3FG-FGA	3FG%	FT-FTA	FT%	OFF-DEF-TOT	AVG	PF-FO	AST	TO	BLK	STL	PTS	AVG
2019-20	31-2	325	10.5	33-61	.541	0-0	.000	19-28	.679	35-50-85	2.7	47-2	2	17	23	6	85	2.7
2020-21	6-0	16	2.7	1-4	.250	0-0	.000	0-2	.000	0-1-1	0.2	4-0	0	1	2	0	2	0.3
2021-22	6-0	58	9.7	12-20	.600	0-0	.000	3-3	1.000	8-12-20	3.3	7-0	0	3	2	0	27	4.5
<b>TOTAL</b>	<b>43-2</b>	<b>398</b>	<b>9.3</b>	<b>46-85</b>	<b>.541</b>	<b>0-0</b>	<b>.000</b>	<b>22-33</b>	<b>.667</b>	<b>43-63-106</b>	<b>2.5</b>	<b>57-1</b>	<b>2</b>	<b>21</b>	<b>27</b>	<b>6</b>	<b>114</b>	<b>2.7</b>

- Battled through injuries most of 2020-21.
- Played in six games last season, throwing down a dunk for his lone bucket of the year.
- Played at Admiral Farragut High School in Florida during 2018-19.
- Originally from Nigeria, played his high school basketball first in Kentucky and then in St. Petersburg, Florida.
- Rated as the No. 25 center in the nation and No. 10 player in Florida by ESPN.
- Three-star prospect on 247 Sports and Rivals.com.
- Hopes to become a medical doctor.

*Last name pronounced: oh-GEE-ah-koh*

## 2021-22 GAME-BY-GAME STATS

OPPONENT	DATE	ST	MIN	FG-FGA	PCT	3FG-FGA	PCT	FT-FTA	PCT	OFF	DEF	TOT	PF	A	T/O	BLK	STL	PTS
Maine	11/9/21		12	4-8	.500	0-0	.000	1-1	1.000	2	2	4	2	0	0	0	0	9
at Navy	11/12/21		9	3-3	1.000	0-0	.000	0-0	.000	1	1	2	1	0	1	1	0	6
Radford	11/15/21		10	0-1	.000	0-0	.000	0-0	.000	1	4	5	3	0	0	0	0	0
St. Francis (Pa.)	11/18/21		9	2-4	.500	0-0	.000	2-2	1.000	2	1	3	1	0	2	1	0	6
Merrimack	11/21/21		14	3-4	.750	0-0	.000	0-0	.000	1	4	5	0	0	0	0	0	6
vs. Memphis	11/24/21		4	0-0	.000	0-0	.000	0-0	.000	0	0	0	0	0	0	0	0	0
vs. Xavier	11/26/21																	
at Maryland	12/1/21																	
Wake Forest	12/4/21																	
Cornell	12/8/21																	
at Dayton	12/12/21																	
vs. St. Bonaventure	12/17/21																	
at Duke	12/22/21																	
at North Carolina	12/29/21																	
Pittsburgh	1/1/22																	
NC State	1/4/22																	
at Virginia	1/12/22																	
Notre Dame	1/15/22																	
at NC State	1/19/22																	
at Boston College	1/22/22																	
Miami	1/26/22																	
at Florida State	1/29/22																	
Georgia Tech	2/2/22																	
at Pittsburgh	2/5/22																	
Syracuse	2/12/22																	
Virginia	2/14/22																	
North Carolina	2/19/22																	
at Georgia Tech	2/23/22																	
at Miami	2/26/22																	
Louisville	3/1/22																	
at Clemson	3/5/22																	

## PRODUCTION TRACKER

	This Season	Career
Scored 10+ Points	-	1
Had 5+ Rebounds	2	8
Had Multiple Blocks	-	7
Led Tech in Blocks	1	9
Had Multiple Steals	-	1
Shot over 50% from the floor	4	24
Played 10+ Minutes	3	18
Shot 5+ Free Throws	-	2
Had Multiple Dunks	-	-



# 22 KEVE ALUMA

**R-SENIOR** Forward | 6-9 | 235 | Sociology (2nd undergraduate degree)  
Berlin, Maryland | Wofford



## SEASON/CAREER BESTS

### POINTS

Season 20 at Navy (11/12/21)  
Career 30 at Pittsburgh (2/3/21)

### REBOUNDS

Season 11 vs. Memphis (11/24/21)  
Career 14 vs. Georgia Tech (2/23/21)

### ASSISTS

Season 2 vs. Merrimack (11/21/21)  
Career 5 (3x), last vs. Georgia Tech (2/23/21)

### BLOCKS

Season 3 vs. Merrimack (11/21/21)  
Career 4 at Wake Forest (1/17/21)

### STEALS

Season 2 vs. Memphis (11/24/21)  
Career 3 vs. Samford (1/24/19)

### MINUTES

Season 36 vs. Memphis (11/24/21)  
Career 43 at Miami (2/6/21)

### FIELD GOALS MADE

Season 6 vs. Saint Francis (11/18/21)  
Career 10 (2x), last at Pittsburgh (2/3/21)

### FIELD GOALS ATTEMPTED

Season 17 vs. Memphis (11/24/21)  
Career 17 vs. Memphis (11/24/21)

### 3-PT. FIELD GOALS MADE

Season 1 vs. Memphis (11/24/21)  
Career 5 vs. Wake Forest (2/27/21)

### 3-PT. FIELD GOALS ATTEMPTED

Season 5 vs. Saint Francis (11/18/21)  
Career 7 at Pittsburgh (2/3/21)

### FREE THROWS MADE

Season 10 at Navy (11/12/21)  
Career 10 at Navy (11/12/21)

### FREE THROWS ATTEMPTED

Season 10 at Navy (11/12/21)  
Career 13 vs. VMI (12/3/20)

## CAREER STATS

	GP-GS	MIN	AVG	FG-FGA	FG%	3FG-FGA	3FG%	FT-FTA	FT%	OFF-DEF-TOT	AVG	PF-FO	AST	TO	BLK	STL	PTS	AVG
2017-18	33-2	439	13.3	30-53	.566	0-0	.000	24-42	.571	45-68-113	3.4	63-2	18	20	13	6	84	2.5
2018-19	35-34	930	26.6	94-141	.667	0-1	.000	54-94	.574	92-147-239	6.8	81-3	34	36	31	23	242	6.9
2019-20											DNP							
2020-21	22-22	674	30.6	118-241	.490	20-57	.351	78-108	.722	56-118-174	7.9	52-1	48	41	29	15	334	15.2
2021-22	6-6	149	24.8	26-55	.473	1-11	.091	23-28	.821	11-22-33	5.5	19-1	6	6	7	3	76	12.7
<b>TOTAL</b>	<b>96-64</b>	<b>2193</b>	<b>22.8</b>	<b>268-490</b>	<b>.547</b>	<b>21-69</b>	<b>.304</b>	<b>179-272</b>	<b>.658</b>	<b>204-355-559</b>	<b>5.8</b>	<b>215-7</b>	<b>106</b>	<b>103</b>	<b>80</b>	<b>47</b>	<b>736</b>	<b>7.7</b>

- Returns after exploring his 2021 NBA Draft options. *Name pronounced: kev-AYE ah-LOU-muh*
- Second-Team All-ACC pick in 2020-21.
- Only Hokie to start all 22 games Tech played.
- Averaged a team-high 15.2 points per game, which ranked ninth in the ACC.
- Posted a team-best six double-doubles last season.
- Two-time ACC Player of the Week (11/30/20, 2/1/21).
- Earned his first undergraduate degree in human development from Virginia Tech in May 2021.
- Currently working on his second undergraduate degree in sociology.

## 2021-22 GAME-BY-GAME STATS

OPPONENT	DATE	ST	MIN	FG-FGA	PCT	3FG-FGA	PCT	FT-FTA	PCT	OFF	DEF	TOT	PF	A	T/O	BLK	STL	PTS
Maine	11/9/21	*	18	3-5	.600	0-1	.000	2-2	1.000	0	0	0	3	0	0	1	0	8
at Navy	11/12/21	*	24	5-9	.556	0-0	.000	10-10	1.000	2	4	6	4	1	1	1	1	20
Radford	11/15/21	*	23	5-8	.625	0-2	.000	0-0	.000	0	4	4	3	1	2	2	0	10
St. Francis (Pa.)	11/18/21	*	24	6-13	.462	0-5	.000	6-8	.750	2	5	7	3	1	1	0	0	18
Merrimack	11/21/21	*	24	2-3	.667	0-0	.000	2-4	.500	2	3	5	1	2	1	3	0	6
vs. Memphis	11/24/21	*	36	5-17	.294	1-3	.333	3-4	.750	5	6	11	5	1	1	0	2	14
vs. Xavier	11/26/21																	
at Maryland	12/1/21																	
Wake Forest	12/4/21																	
Cornell	12/8/21																	
at Dayton	12/12/21																	
vs. St. Bonaventure	12/17/21																	
at Duke	12/22/21																	
at North Carolina	12/29/21																	
Pittsburgh	1/1/22																	
NC State	1/4/22																	
at Virginia	1/12/22																	
Notre Dame	1/15/22																	
at NC State	1/19/22																	
at Boston College	1/22/22																	
Miami	1/26/22																	
at Florida State	1/29/22																	
Georgia Tech	2/2/22																	
at Pittsburgh	2/5/22																	
Syracuse	2/12/22																	
Virginia	2/14/22																	
North Carolina	2/19/22																	
at Georgia Tech	2/23/22																	
at Miami	2/26/22																	
Louisville	3/1/22																	
at Clemson	3/5/22																	

## PRODUCTION TRACKER

	This Season	Career
Scored 10+ Points	4	29
Scored 20+ Points	1	6
Led Tech in Scoring	2	10
Had 10+ Rebounds	1	16
Led Tech in Rebounding	-	12
Had a Double-Double	1	9
Shot over 50% from the floor	4	63
Made 3+ 3FGs	-	3
Shot 5+ Free Throws	2	20



# 25 JUSTYN MUTTS

**GRADUATE STUDENT** Forward | 6-7 | 230 | Educational Psychology (2nd master's degree)  
Millville, New Jersey | Delaware



## SEASON/CAREER BESTS

### POINTS

Season 15 vs. Maine (11/9/21)  
Career 30 at Hofstra (1/23/20)

### REBOUNDS

Season 12 vs. Memphis (11/24/21)  
Career 16 vs. UMES (11/29/19)

### ASSISTS

Season 6 vs. Maine (11/9/21)  
Career 7 at Miami (2/6/21)

### BLOCKS

Season 1 (2x), last vs. Radford (11/15/21)  
Career 4 (3x), last vs. Hofstra (3/9/20)

### STEALS

Season 4 vs. Memphis (11/24/21)  
Career 5 at Pittsburgh (11/28/17)

### MINUTES

Season 38 vs. Memphis (11/24/21)  
Career 39 (2x), last at Miami (2/6/21)

### FIELD GOALS MADE

Season 7 vs. Maine (11/9/21)  
Career 14 at Hofstra (1/23/20)

### FIELD GOALS ATTEMPTED

Season 13 (2x), last vs. Radford (11/15/21)  
Career 17 at Hofstra (1/23/20)

### 3-PT. FIELD GOALS MADE

Season 1 (4x), last vs. Merrimack (11/21/21)  
Career 3 (2x), last vs. North Carolina (3/11/21)

### 3-PT. FIELD GOALS ATTEMPTED

Season 3 (2x), last vs. Radford (11/15/21)  
Career 5 (3x), last vs. North Carolina (3/11/21)

### FREE THROWS MADE

Season 1 vs. Memphis (11/24/21)  
Career 8 vs. UMES (11/29/19)

### FREE THROWS ATTEMPTED

Season 2 vs. Memphis (11/24/21)  
Career 8 (3x), last vs. Columbia (12/2/19)

## CAREER STATS

	GP-GS	MIN	AVG	FG-FGA	FG%	3FG-FGA	3FG%	FT-FTA	FT%	OFF-DEF-TOT	AVG	PF-FO	AST	TO	BLK	STL	PTS	AVG
2017-18	28-18	568	20.3	71-132	.538	0-1	.000	26-47	.553	38-74-112	4.0	86-2	39	42	32	30	168	6.0
2018-19									DNP									
2019-20	33-32	1047	31.7	162-301	.538	2-18	.111	75-102	.735	66-210-276	8.4	110-7	72	82	34	44	401	12.2
2020-21	22-21	650	29.5	83-162	.512	15-45	.333	27-53	.509	37-104-141	6.4	62-2	49	51	17	13	208	9.5
2021-22	6-6	163	27.2	26-50	.520	4-12	.333	1-2	.500	10-35-45	7.5	14-0	19	10	2	11	57	9.5
<b>TOTAL</b>	<b>89-77</b>	<b>2428</b>	<b>27.3</b>	<b>342-645</b>	<b>.530</b>	<b>21-76</b>	<b>.276</b>	<b>129-204</b>	<b>.632</b>	<b>151-423-574</b>	<b>6.4</b>	<b>272-11</b>	<b>179</b>	<b>185</b>	<b>85</b>	<b>98</b>	<b>834</b>	<b>9.4</b>

- Focused on improving his shooting form in the offseason. *First name pronounced: JUST-in*
- Has been impressive in offseason workouts and is due for a breakout season.
- Started 21 of 22 games he played in last season.
- Reached double-figure scoring nine times in his first season as a Hokie.
- ACC All-Academic Team member in 2020-21.
- At Delaware, led the Blue Hens in rebounding and was fifth in the CAA in rebounds per game with 8.4 in 2019-20.
- Second on the team in points per game (12.2) and turned in 11 double-doubles - the third most in the CAA.
- Had 19 double-digit scoring outings and 13 double-figure rebounding efforts in 2019-20.
- Sat out the 2018-19 season due to NCAA transfer policy.
- As a freshman at High Point, Big South All-Freshman Team honoree.
- Chose the Hokies over Mississippi State and Houston.
- Earned his master's degree from Virginia Tech's OMALS program in May 2021.
- Currently working on his second graduate degree in educational psychology.

## 2021-22 GAME-BY-GAME STATS

OPPONENT	DATE	ST	MIN	FG-FGA	PCT	3FG-FGA	PCT	FT-FTA	PCT	OFF	DEF	TOT	PF	A	T/O	BLK	STL	PTS
Maine	11/9/21	*	23	7-13	.538	1-3	.333	0-0	.000	2	5	7	1	6	1	1	2	15
at Navy	11/12/21	*	34	4-5	.800	1-1	1.000	0-0	.000	1	6	7	2	2	2	0	1	9
Radford	11/15/21	*	25	5-13	.385	1-3	.333	0-0	.000	2	6	8	3	1	1	1	0	11
St. Francis (Pa.)	11/18/21	*	21	3-8	.375	0-2	.000	0-0	.000	0	5	5	3	2	1	0	3	6
Merrimack	11/21/21	*	22	4-5	.800	1-1	1.000	0-0	.000	2	5	7	3	5	2	0	1	9
vs. Memphis	11/24/21	*	38	3-6	.500	0-2	.000	1-2	.500	4	8	12	2	3	3	0	4	7
vs. Xavier	11/26/21																	
at Maryland	12/1/21																	
Wake Forest	12/4/21																	
Cornell	12/8/21																	
at Dayton	12/12/21																	
vs. St. Bonaventure	12/17/21																	
at Duke	12/22/21																	
at North Carolina	12/29/21																	
Pittsburgh	1/1/22																	
NC State	1/4/22																	
at Virginia	1/12/22																	
Notre Dame	1/15/22																	
at NC State	1/19/22																	
at Boston College	1/22/22																	
Miami	1/26/22																	
at Florida State	1/29/22																	
Georgia Tech	2/2/22																	
at Pittsburgh	2/5/22																	
Syracuse	2/12/22																	
Virginia	2/14/22																	
North Carolina	2/19/22																	
at Georgia Tech	2/23/22																	
at Miami	2/26/22																	
Louisville	3/1/22																	
at Clemson	3/5/22																	

## PRODUCTION TRACKER

	This Season	Career
Scored 10+ Points	2	35
Scored 20+ Points	-	7
Led Tech in Scoring	1	3
Had 10+ Rebounds	1	16
Led Tech in Rebounding	4	10
Had a Double-Double	-	12
Shot over 50% from the floor	4	51
Made 3+ 3FGs	-	2
Shot 5+ Free Throws	-	14





# VIRGINIA TECH MEN'S BASKETBALL

## COMBINED TEAM STATS

### Game Records

Record	Overall	Home	Away	Neutral
ALL GAMES	5-1	4-0	1-0	0-1
CONFERENCE	0-0	0-0	0-0	0-0
NON-CONFERENCE	5-1	4-0	1-0	0-1

### Score by Periods

Team	1st	2nd	OT	TOT
Virginia Tech	214	228	0	442
Opponents	140	170	0	310

### Team Box Score

No.	Player	Total			3-Point		F-Throw		Rebounds				PF DQ A TO BLK STL PTS				AVG					
		GP-GS	MIN	AVG	FG-FGA	FG%	3FG-3FGA	3FG%	FT-FTA	FT%	OFF	DEF	TOT	AVG	PF	DQ		A	TO	BLK	STL	PTS
22	ALUMA, Keve	6-6	148:05	24.7	26-55	.473	1-11	.091	23-28	.821	11	22	33	5.5	19	1	6	6	7	3	76	12.7
4	ALLEYNE, Nahiem	6-6	189:04	31.5	22-58	.379	10-25	.400	20-21	.952	0	22	22	3.7	9	0	17	13	0	4	74	12.3
5	MURPHY, Storm	6-6	177:48	29.6	22-45	.489	10-25	.400	5-9	.556	0	12	12	2.0	10	0	12	14	0	3	59	9.8
25	MUTTS, Justyn	6-6	162:03	27.0	26-50	.520	4-12	.333	1-2	.500	11	35	46	7.7	14	0	19	10	2	11	57	9.5
0	CATTOOR, Hunter	6-6	184:07	30.7	17-43	.395	11-30	.367	5-7	.714	2	25	27	4.5	9	0	12	5	0	7	50	8.3
13	MADDOX, Darius	6-0	98:42	16.5	15-25	.600	8-12	.667	1-3	.333	3	9	12	2.0	4	0	2	5	0	0	39	6.5
1	N'GUESSAN, David	6-0	88:48	14.8	14-24	.583	2-3	.667	3-9	.333	4	13	17	2.8	9	0	4	4	5	3	33	5.5
21	OJIAKO, John	6-0	58:41	9.8	12-20	.600	0-0	.000	3-3	1.000	7	12	19	3.2	7	0	0	3	2	0	27	4.5
3	PEDULLA, Sean	6-0	52:31	8.8	5-10	.500	4-6	.667	0-0	.000	1	6	7	1.2	3	0	8	2	0	3	14	2.3
14	VARGA, Ben	3-0	05:42	1.9	1-2	.500	1-2	.500	0-0	.000	0	0	0	0.0	0	0	0	0	0	0	3	1.0
11	HAYNES, Jalen	5-0	14:18	2.9	2-5	.400	0-0	.000	0-1	.000	2	1	3	0.6	1	0	0	1	0	0	4	0.8
15	KIDD, Lynn	4-0	11:31	2.9	1-5	.200	0-0	.000	1-1	1.000	3	3	6	1.5	0	0	0	2	1	0	3	0.8
10	JOHNSON, Camden	4-0	08:40	2.2	1-1	1.000	1-1	1.000	0-0	.000	0	1	1	0.3	0	0	1	0	0	1	3	0.8
Team											6	7	13									
<b>Total</b>		<b>6</b>	<b>1200</b>		<b>164-343</b>	<b>.478</b>	<b>52-127</b>	<b>.409</b>	<b>62-84</b>	<b>.738</b>	<b>50</b>	<b>168</b>	<b>218</b>	<b>36.3</b>	<b>85</b>	<b>1</b>	<b>81</b>	<b>65</b>	<b>17</b>	<b>35</b>	<b>442</b>	<b>73.7</b>
<b>Opponents</b>		<b>6</b>	<b>1200</b>		<b>118-335</b>	<b>.352</b>	<b>25-133</b>	<b>.188</b>	<b>49-68</b>	<b>.721</b>	<b>57</b>	<b>138</b>	<b>195</b>	<b>32.5</b>	<b>94</b>	<b>0</b>	<b>54</b>	<b>85</b>	<b>18</b>	<b>35</b>	<b>310</b>	<b>51.7</b>

### Team Statistics

	HOKIES	OPP
<b>Scoring</b>	<b>442</b>	<b>310</b>
Points per game	73.7	51.7
Scoring margin	+22.0	-
<b>Field goals-att</b>	<b>164-343</b>	<b>118-335</b>
Field goal pct	.478	.352
<b>3 point fg-att</b>	<b>52-127</b>	<b>25-133</b>
3-point FG pct	.409	.188
3-pt FG made per game	8.7	4.2
<b>Free throws-att</b>	<b>62-84</b>	<b>49-68</b>
Free throw pct	.738	.721
F-Throws made per game	10.3	8.2
<b>Rebounds</b>	<b>218</b>	<b>195</b>
Rebounds per game	36.3	32.5
Rebounding margin	+3.8	-
<b>Assists</b>	<b>81</b>	<b>54</b>
Assists per game	13.5	9.0
<b>Turnovers</b>	<b>65</b>	<b>85</b>
Turnovers per game	10.8	14.2
Turnover margin	+3.3	-
Assist/turnover ratio	1.2	0.6
<b>Steals</b>	<b>35</b>	<b>35</b>
Steals per game	5.8	5.8
<b>Blocks</b>	<b>17</b>	<b>18</b>
Blocks per game	2.8	3.0
<b>Winning streak</b>	<b>0</b>	<b>-</b>
Home win streak	4	-
<b>Attendance</b>	<b>24475</b>	<b>4784</b>
Home games-Avg/Game	4-6119	1-4784
Neutral site-Avg/Game	-	1-2804

### Team Results

Date	Opponent		Score	Att.
11/09/2021	Maine	W	82-47	6473
11/12/2021	at Navy	W	77-57	4784
11/15/2021	Radford	W	65-39	6835
11/18/2021	Saint Francis (PA)	W	85-55	6437
11/21/2021	Merrimack	W	72-43	4730
11/24/2021	vs Memphis	L	61-69	2804

## TEAM GAME-BY-GAME

Opponent	Date	Score	W	Total		3-Pointers		Free throws		Rebounds										
				FG-FGA	PCT	3FG-3FGA	PCT	FT-FTA	PCT	OFF	DEF	TOT	AVG	PF	A	TO	BLK	STL	PTS	AVG
Maine	11/09/2021	82-47	W	35-66	.530	9-21	.429	3-5	.600	9	26	35	35.0	11	18	8	3	4	82	82.0
at Navy	11/12/2021	77-57	W	27-54	.500	8-19	.421	15-19	.789	8	27	35	35.0	17	14	9	2	5	77	79.5
Radford	11/15/2021	65-39	W	25-58	.431	10-23	.435	5-6	.833	7	34	41	37.0	14	10	15	3	7	65	74.7
Saint Francis (PA)	11/18/2021	85-55	W	31-60	.517	7-20	.350	16-20	.800	10	32	42	38.3	14	14	8	4	6	85	77.3
Merrimack	11/21/2021	72-43	W	27-49	.551	11-23	.478	7-12	.583	7	25	32	37.0	9	15	12	5	5	72	76.2
vs Memphis	11/24/2021	61-69	L	19-56	.339	7-21	.333	16-22	.727	9	24	33	36.3	20	10	13	0	8	61	73.7
<b>Total</b>		<b>442</b>		<b>164-343</b>	<b>.478</b>	<b>52-127</b>	<b>.409</b>	<b>62-84</b>	<b>.738</b>	<b>50</b>	<b>168</b>	<b>218</b>	<b>36.3</b>	<b>85</b>	<b>81</b>	<b>65</b>	<b>17</b>	<b>35</b>	<b>442</b>	<b>73.7</b>
Opponents		310		118-335	.352	25-133	.188	49-68	.721	57	138	195	32.5	94	54	85	18	35	310	51.7

### Virginia Tech Averages

Games Played	Points/game	FG Pct	3FG Pct	FT Pct	Rebounds/game	Assists/game	Turnovers/game	Assist/Turnover ratio	Steals/game	Blocks/game
6	73.7	47.8	40.9	73.8	36.3	13.5	10.8	1.2	5.8	2.8

## OPPONENTS GAME-BY-GAME

Opponent	Date	Score	Total		3-Pointers		Free throws		Rebounds										
			FG-FGA	PCT	3FG-3FGA	PCT	FT-FTA	PCT	OFF	DEF	TOT	AVG	PF	A	TO	BLK	STL	PTS	AVG
Maine	11/09/2021	82-47 W	20-61	.328	4-22	.182	3-3	1.000	13	24	37	37.0	11	9	19	3	3	47	47.0
at Navy	11/12/2021	77-57 W	20-51	.392	3-25	.120	14-19	.737	7	22	29	33.0	18	9	10	3	6	57	52.0
Radford	11/15/2021	65-39 W	14-50	.280	2-24	.083	9-15	.600	7	25	32	32.7	13	8	18	2	11	39	47.7
Saint Francis (PA)	11/18/2021	85-55 W	21-63	.333	6-23	.261	7-11	.636	10	20	30	32.0	20	10	9	3	3	55	49.5
Merrimack	11/21/2021	72-43 W	19-49	.388	5-20	.250	0-0	.000	5	17	22	30.0	11	8	15	3	4	43	48.2
vs Memphis	11/24/2021	61-69 L	24-61	.393	5-19	.263	16-20	.800	15	30	45	32.5	21	10	14	4	8	69	51.7
<b>Total</b>		<b>310</b>	<b>118-335</b>	<b>.352</b>	<b>25-133</b>	<b>.188</b>	<b>49-68</b>	<b>.721</b>	<b>57</b>	<b>138</b>	<b>195</b>	<b>32.5</b>	<b>94</b>	<b>54</b>	<b>85</b>	<b>18</b>	<b>35</b>	<b>310</b>	<b>51.7</b>
Virginia Tech		442	164-343	.478	52-127	.409	62-84	.738	50	168	218	36.3	85	81	65	17	35	442	73.7

### Opponents Averages

Games Played	Points/game	FG Pct	3FG Pct	FT Pct	Rebounds/game	Assists/game	Turnovers/game	Assist/Turnover ratio	Steals/game	Blocks/game
6	51.7	35.2	18.8	72.1	32.5	9.0	14.2	0.6	5.8	3.0



TEAM CATEGORY LEADERS

Points

##	Player	G	Pts	Pts/G
22	Aluma, Keve	6	76	12.7
4	Alleyne, Nahiem	6	74	12.3
5	Murphy, Storm	6	59	9.8
25	Mutts, Justyn	6	57	9.5
0	Cattoor, Hunter	6	50	8.3
13	Maddox, Darius	6	39	6.5
1	N'Guessan, David	6	33	5.5
21	Ojiako, John	6	27	4.5
3	Pedulla, Sean	6	14	2.3
11	Haynes, Jalen	5	4	0.8
14	Varga, Ben	3	3	1.0
15	Kidd, Lynn	4	3	0.8
10	Johnson, Camden	4	3	0.8

Scoring Average

##	Player	G	Pts	Pts/G
22	Aluma, Keve	6	76	12.7
4	Alleyne, Nahiem	6	74	12.3
5	Murphy, Storm	6	59	9.8
25	Mutts, Justyn	6	57	9.5
0	Cattoor, Hunter	6	50	8.3
13	Maddox, Darius	6	39	6.5
1	N'Guessan, David	6	33	5.5
21	Ojiako, John	6	27	4.5
3	Pedulla, Sean	6	14	2.3
14	Varga, Ben	3	3	1.0
11	Haynes, Jalen	5	4	0.8
15	Kidd, Lynn	4	3	0.8
10	Johnson, Camden	4	3	0.8

Field Goal Percentage

##	Player	FG	Att	Pct
10	Johnson, Camden	1	1	1.000
13	Maddox, Darius	15	25	.600
21	Ojiako, John	12	20	.600
1	N'Guessan, David	14	24	.583
25	Mutts, Justyn	26	50	.520
3	Pedulla, Sean	5	10	.500
14	Varga, Ben	1	2	.500
5	Murphy, Storm	22	45	.489
22	Aluma, Keve	26	55	.473
11	Haynes, Jalen	2	5	.400
0	Cattoor, Hunter	17	43	.395
4	Alleyne, Nahiem	22	58	.379
15	Kidd, Lynn	1	5	.200

Field Goal Attempts

##	Player	G	Att	Att/G
4	Alleyne, Nahiem	6	58	9.7
22	Aluma, Keve	6	55	9.2
25	Mutts, Justyn	6	50	8.3
5	Murphy, Storm	6	45	7.5
0	Cattoor, Hunter	6	43	7.2

Field Goals Made

##	Player	G	Made	Made/G
22	Aluma, Keve	6	26	4.3
25	Mutts, Justyn	6	26	4.3
4	Alleyne, Nahiem	6	22	3.7
5	Murphy, Storm	6	22	3.7
0	Cattoor, Hunter	6	17	2.8

TEAM CATEGORY LEADERS

3-Point FG Percentage

##	Player	3FG	Att	Pct
10	Johnson, Camden	1	1	1.000
1	N'Guessan, David	2	3	.667
13	Maddox, Darius	8	12	.667
3	Pedulla, Sean	4	6	.667
14	Varga, Ben	1	2	.500
4	Alleyne, Nahiem	10	25	.400
5	Murphy, Storm	10	25	.400
0	Cattoor, Hunter	11	30	.367
25	Mutts, Justyn	4	12	.333
22	Aluma, Keve	1	11	.091

3-Point FG Attempts

##	Player	G	Att	Att/G
0	Cattoor, Hunter	6	30	5.0
4	Alleyne, Nahiem	6	25	4.2
5	Murphy, Storm	6	25	4.2
25	Mutts, Justyn	6	12	2.0
13	Maddox, Darius	6	12	2.0

3-Point FG Made

##	Player	G	Made	Made/G
0	Cattoor, Hunter	6	11	1.8
4	Alleyne, Nahiem	6	10	1.7
5	Murphy, Storm	6	10	1.7
13	Maddox, Darius	6	8	1.3
25	Mutts, Justyn	6	4	0.7

Free Throw Percentage

##	Player	Made	Att	Pct
15	Kidd, Lynn	1	1	1.000
21	Ojiako, John	3	3	1.000
4	Alleyne, Nahiem	20	21	.952
22	Aluma, Keve	23	28	.821
0	Cattoor, Hunter	5	7	.714
5	Murphy, Storm	5	9	.556
25	Mutts, Justyn	1	2	.500
13	Maddox, Darius	1	3	.333
1	N'Guessan, David	3	9	.333

Free Throw Attempts

##	Player	G	Att	Att/G
22	Aluma, Keve	6	28	4.7
4	Alleyne, Nahiem	6	21	3.5
5	Murphy, Storm	6	9	1.5
1	N'Guessan, David	6	9	1.5
0	Cattoor, Hunter	6	7	1.2

Free Throws Made

##	Player	G	Made	Made/G
22	Aluma, Keve	6	23	3.8
4	Alleyne, Nahiem	6	20	3.3
5	Murphy, Storm	6	5	0.8
0	Cattoor, Hunter	6	5	0.8
1	N'Guessan, David	6	3	0.5

Rebounds

##	Player	G	Reb	Reb/G
25	Mutts, Justyn	6	46	7.7
22	Aluma, Keve	6	33	5.5
0	Cattoor, Hunter	6	27	4.5
4	Alleyne, Nahiem	6	22	3.7
21	Ojiako, John	6	19	3.2

Assists

##	Player	G	Ast	Ast/G
25	Mutts, Justyn	6	19	3.2
4	Alleyne, Nahiem	6	17	2.8
5	Murphy, Storm	6	12	2.0
0	Cattoor, Hunter	6	12	2.0
3	Pedulla, Sean	6	8	1.3

Rebounds Average

##	Player	G	Reb	Reb/G
25	Mutts, Justyn	6	46	7.7
22	Aluma, Keve	6	33	5.5
0	Cattoor, Hunter	6	27	4.5
4	Alleyne, Nahiem	6	22	3.7
21	Ojiako, John	6	19	3.2

Steals

##	Player	G	Stl	Stl/G
25	Mutts, Justyn	6	11	1.8
0	Cattoor, Hunter	6	7	1.2
4	Alleyne, Nahiem	6	4	0.7
22	Aluma, Keve	6	3	0.5
5	Murphy, Storm	6	3	0.5

TEAM CATEGORY LEADERS

Offensive Rebounds

##	Player	G	OReb	OReb/G
22	Aluma, Keve	6	11	1.8
25	Mutts, Justyn	6	11	1.8
21	Ojiako, John	6	7	1.2
1	N'Guessan, David	6	4	0.7
13	Maddox, Darius	6	3	0.5

Blocked Shots

##	Player	G	Blk	Blk/G
22	Aluma, Keve	6	7	1.2
1	N'Guessan, David	6	5	0.8
25	Mutts, Justyn	6	2	0.3
21	Ojiako, John	6	2	0.3
15	Kidd, Lynn	4	1	0.3

Defensive Rebounds

##	Player	G	DReb	DReb/G
25	Mutts, Justyn	6	35	5.8
0	Cattoor, Hunter	6	25	4.2
22	Aluma, Keve	6	22	3.7
4	Alleyne, Nahiem	6	22	3.7
1	N'Guessan, David	6	13	2.2

Minutes

##	Player	G	Min	Min/G
4	Alleyne, Nahiem	6	189	31:31
0	Cattoor, Hunter	6	184	30:41
5	Murphy, Storm	6	178	29:38
25	Mutts, Justyn	6	162	27:00
22	Aluma, Keve	6	148	24:41

Fouls

##	Player	G	PF	PF/G
22	Aluma, Keve	6	19	3.2
25	Mutts, Justyn	6	14	2.3
5	Murphy, Storm	6	10	1.7
4	Alleyne, Nahiem	6	9	1.5
0	Cattoor, Hunter	6	9	1.5

Turnovers

##	Player	G	TO	TO/G
5	Murphy, Storm	6	14	2.3
4	Alleyne, Nahiem	6	13	2.2
25	Mutts, Justyn	6	10	1.7
22	Aluma, Keve	6	6	1.0
0	Cattoor, Hunter	6	5	0.8

Foul Outs

##	Player	G	FO
22	Aluma, Keve	6	1



TEAM GAME HIGHS

Virginia Tech - Game Highs

<b>POINTS</b>	85		Saint Francis (PA) (11/18/2021)
	82		Maine (11/09/2021)
	77		at Navy (11/12/2021)
	72		Merrimack (11/21/2021)
	65		Radford (11/15/2021)
<b>FIELD GOALS MADE</b>	35		Maine (11/09/2021)
	31		Saint Francis (PA) (11/18/2021)
<b>FIELD GOAL ATTEMPTS</b>	66		Maine (11/09/2021)
	60		Saint Francis (PA) (11/18/2021)
<b>FIELD GOAL PERCENTAGE</b>	.551	(27-49)	Merrimack (11/21/2021)
	.530	(35-66)	Maine (11/09/2021)
<b>3 PT FG MADE</b>	11		Merrimack (11/21/2021)
	10		Radford (11/15/2021)
<b>3 PT FG ATTEMPTS</b>	23		Merrimack (11/21/2021)
	23		Radford (11/15/2021)
<b>3 PT FG PERCENTAGE</b>	.478	(11-23)	Merrimack (11/21/2021)
	.435	(10-23)	Radford (11/15/2021)
<b>FREE THROWS MADE</b>	16		vs Memphis (N) (11/24/2021)
	16		Saint Francis (PA) (11/18/2021)
<b>FREE THROW ATTEMPTS</b>	22		vs Memphis (N) (11/24/2021)
	20		Saint Francis (PA) (11/18/2021)
<b>FREE THROW PERCENTAGE</b>	.833	(5-6)	Radford (11/15/2021)
	.800	(16-20)	Saint Francis (PA) (11/18/2021)
<b>REBOUNDS</b>	42		Saint Francis (PA) (11/18/2021)
	41		Radford (11/15/2021)
<b>ASSISTS</b>	18		Maine (11/09/2021)
	15		Merrimack (11/21/2021)
<b>STEALS</b>	8		vs Memphis (N) (11/24/2021)
	7		Radford (11/15/2021)
<b>BLOCKED SHOTS</b>	5		Merrimack (11/21/2021)
	4		Saint Francis (PA) (11/18/2021)
<b>TURNOVERS</b>	15		Radford (11/15/2021)
	13		vs Memphis (N) (11/24/2021)
<b>FOULS</b>	20		vs Memphis (N) (11/24/2021)
	17		at Navy (11/12/2021)

OPPONENT GAME HIGHS

Opponent - Game Highs

<b>POINTS</b>	69		vs Memphis (N) (11/24/2021)
	57		at Navy (11/12/2021)
	55		Saint Francis (PA) (11/18/2021)
	47		Maine (11/09/2021)
	43		Merrimack (11/21/2021)
<b>FIELD GOALS MADE</b>	24		vs Memphis (N) (11/24/2021)
	21		Saint Francis (PA) (11/18/2021)
<b>FIELD GOAL ATTEMPTS</b>	63		Saint Francis (PA) (11/18/2021)
	61		vs Memphis (N) (11/24/2021)
	61		Maine (11/09/2021)
<b>FIELD GOAL PERCENTAGE</b>	.393	(24-61)	vs Memphis (N) (11/24/2021)
	.392	(20-51)	at Navy (11/12/2021)
<b>3 PT FG MADE</b>	6		Saint Francis (PA) (11/18/2021)
	5		vs Memphis (N) (11/24/2021)
	5		Merrimack (11/21/2021)
<b>3 PT FG ATTEMPTS</b>	25		at Navy (11/12/2021)
	24		Radford (11/15/2021)
<b>3 PT FG PERCENTAGE</b>	.263	(5-19)	vs Memphis (N) (11/24/2021)
	.261	(6-23)	Saint Francis (PA) (11/18/2021)
<b>FREE THROWS MADE</b>	16		vs Memphis (N) (11/24/2021)
	14		at Navy (11/12/2021)
<b>FREE THROW ATTEMPTS</b>	20		vs Memphis (N) (11/24/2021)
	19		at Navy (11/12/2021)
<b>FREE THROW PERCENTAGE</b>	1.000	(3-3)	Maine (11/09/2021)
	.800	(16-20)	vs Memphis (N) (11/24/2021)
<b>REBOUNDS</b>	45		vs Memphis (N) (11/24/2021)
	37		Maine (11/09/2021)
<b>ASSISTS</b>	10		vs Memphis (N) (11/24/2021)
	10		Saint Francis (PA) (11/18/2021)
<b>STEALS</b>	11		Radford (11/15/2021)
	8		vs Memphis (N) (11/24/2021)
<b>BLOCKED SHOTS</b>	4		vs Memphis (N) (11/24/2021)
	3		Merrimack (11/21/2021)
	3		Saint Francis (PA) (11/18/2021)
	3		at Navy (11/12/2021)
	3		Maine (11/09/2021)
<b>TURNOVERS</b>	19		Maine (11/09/2021)
	18		Radford (11/15/2021)
<b>FOULS</b>	21		vs Memphis (N) (11/24/2021)
	20		Saint Francis (PA) (11/18/2021)

TEAM GAME LOWS

Virginia Tech - Game Lows

<b>POINTS</b>	61		vs Memphis (N) (11/24/2021)
	65		Radford (11/15/2021)
	72		Merrimack (11/21/2021)
	77		at Navy (11/12/2021)
	82		Maine (11/09/2021)
<b>FIELD GOALS MADE</b>	19		vs Memphis (N) (11/24/2021)
	25		Radford (11/15/2021)
<b>FIELD GOAL ATTEMPTS</b>	49		Merrimack (11/21/2021)
	54		at Navy (11/12/2021)
<b>FIELD GOAL PERCENTAGE</b>	.339	(19-56)	vs Memphis (N) (11/24/2021)
	.431	(25-58)	Radford (11/15/2021)
<b>3 PT FG MADE</b>	7		vs Memphis (N) (11/24/2021)
	7		Saint Francis (PA) (11/18/2021)
<b>3 PT FG ATTEMPTS</b>	19		at Navy (11/12/2021)
	20		Saint Francis (PA) (11/18/2021)
<b>3 PT FG PERCENTAGE</b>	.333	(7-21)	vs Memphis (N) (11/24/2021)
	.350	(7-20)	Saint Francis (PA) (11/18/2021)
<b>FREE THROWS MADE</b>	3		Maine (11/09/2021)
	5		Radford (11/15/2021)
<b>FREE THROW ATTEMPTS</b>	5		Maine (11/09/2021)
	6		Radford (11/15/2021)
<b>FREE THROW PERCENTAGE</b>	.583	(7-12)	Merrimack (11/21/2021)
	.600	(3-5)	Maine (11/09/2021)
<b>REBOUNDS</b>	32		Merrimack (11/21/2021)
	33		vs Memphis (N) (11/24/2021)
<b>ASSISTS</b>	10		vs Memphis (N) (11/24/2021)
	10		Radford (11/15/2021)
<b>STEALS</b>	4		Maine (11/09/2021)
	5		Merrimack (11/21/2021)
	5		at Navy (11/12/2021)
<b>BLOCKED SHOTS</b>	0		vs Memphis (N) (11/24/2021)
	2		at Navy (11/12/2021)
<b>TURNOVERS</b>	8		Saint Francis (PA) (11/18/2021)
	8		Maine (11/09/2021)
<b>FOULS</b>	9		Merrimack (11/21/2021)
	11		Maine (11/09/2021)



OPPONENT GAME LOWS

Opponent - Game Lows

<b>POINTS</b>	39		Radford (11/15/2021)
	43		Merrimack (11/21/2021)
	47		Maine (11/09/2021)
	55		Saint Francis (PA) (11/18/2021)
	57		at Navy (11/12/2021)
<b>FIELD GOALS MADE</b>	14		Radford (11/15/2021)
	19		Merrimack (11/21/2021)
<b>FIELD GOAL ATTEMPTS</b>	49		Merrimack (11/21/2021)
	50		Radford (11/15/2021)
<b>FIELD GOAL PERCENTAGE</b>	.280	(14-50)	Radford (11/15/2021)
	.328	(20-61)	Maine (11/09/2021)
<b>3 PT FG MADE</b>	2		Radford (11/15/2021)
	3		at Navy (11/12/2021)
<b>3 PT FG ATTEMPTS</b>	19		vs Memphis (N) (11/24/2021)
	20		Merrimack (11/21/2021)
<b>3 PT FG PERCENTAGE</b>	.083	(2-24)	Radford (11/15/2021)
	.120	(3-25)	at Navy (11/12/2021)
<b>FREE THROWS MADE</b>	0		Merrimack (11/21/2021)
	3		Maine (11/09/2021)
<b>FREE THROW ATTEMPTS</b>	0		Merrimack (11/21/2021)
	3		Maine (11/09/2021)
<b>FREE THROW PERCENTAGE</b>	.600	(9-15)	Radford (11/15/2021)
<b>REBOUNDS</b>	22		Merrimack (11/21/2021)
	29		at Navy (11/12/2021)
<b>ASSISTS</b>	8		Merrimack (11/21/2021)
	8		Radford (11/15/2021)
<b>STEALS</b>	3		Saint Francis (PA) (11/18/2021)
	3		Maine (11/09/2021)
<b>BLOCKED SHOTS</b>	2		Radford (11/15/2021)
	3		Merrimack (11/21/2021)
	3		Saint Francis (PA) (11/18/2021)
	3		at Navy (11/12/2021)
	3		Maine (11/09/2021)
<b>TURNOVERS</b>	9		Saint Francis (PA) (11/18/2021)
	10		at Navy (11/12/2021)
<b>FOULS</b>	11		Maine (11/09/2021)
	12		Merrimack (11/21/2021)



**0 HUNTER CATTOOR**

JR. • G • 6-3 • 200  
ORLANDO, FLA.  
BISHOP MOORE



**1 DAVID N'GUESSAN**

SO. • F • 6-9 • 205  
DE LIER, THE NETHERLANDS  
MT. ZION PREP



**3 SEAN PEDULLA**

FR. • G • 6-1 • 190  
EDMOND, OKLA.  
EDMOND MEMORIAL



**4 NAHIEM ALLEYNE**

JR. • G • 6-4 • 195  
BUFORD, GA.  
MOUNTAIN VIEW



**5 STORM MURPHY**

GR. • G • 6-0 • 185  
MIDDLETON, WIS.  
WOFFORD



**10 CAMDEN JOHNSON**

FR. • G • 6-1 • 175  
WAXHAW, N.C.  
METROLINA CHRISTIAN ACADEMY



**11 JALEN HAYNES**

FR. • F • 6-8 • 250  
FT. LAUDERDALE, FLA.  
MONTVERDE ACADEMY



**13 DARIUS MADDOX**

SO. • G • 6-5 • 185  
BOWIE, MD.  
OAK HILL ACADEMY



**14 BEN VARGA**

FR. • G • 5-10 • 170  
LOUISVILLE, KY.  
ST. XAVIER



**15 LYNN KIDD**

SO. • C • 6-10 • 240  
GAINESVILLE, FLA.  
IMG ACADEMY



**21 JOHN OJIAKO**

JR. • C • 6-10 • 245  
LAGOS, NIGERIA  
ADMIRAL FARRAGUT (FLA.)



**22 KEVE ALUMA**

R-SR. • F • 6-9 • 235  
BERLIN, MD.  
WOFFORD



**25 JUSTIN MUTTS**

GR. • F • 6-7 • 230  
MILLVILLE, N.J.  
DELAWARE



**MIKE YOUNG**

HEAD COACH  
3RD SEASON



**MIKE JONES**

ASSOCIATE HEAD COACH  
1ST SEASON



**CHRISTIAN WEBSTER**

ASSISTANT COACH  
6TH SEASON



**KEVIN GILTNER**

ASSISTANT COACH  
3RD SEASON