



Officials: Bo Boroski, Brian Anslinger, Matt Potter

#9 Memphis - 69

Record: 5-0

| NO. | Name | F | Min | FG | 3P | FT | Rebounds | | | Fouls | | TP | AS | TO | ST | Blocks | | +/- |
|---------------|-------------------|---|-------|-------|------|-------|----------|----|-----|-------|----|----|----|----|----|--------|----|-----|
| | | | | M-A | M-A | M-A | OR | DR | TOT | PF | FD | | | | | BS | BA | |
| 1 | Emoni Bates | F | 22:55 | 2-10 | 0-4 | 5-6 | 0 | 4 | 4 | 3 | 4 | 9 | 0 | 2 | 1 | 0 | 0 | 6 |
| 3 | Landers Nolley II | F | 20:23 | 2-6 | 1-2 | 0-0 | 2 | 1 | 3 | 2 | 1 | 5 | 3 | 1 | 1 | 0 | 0 | 6 |
| 12 | DeAndre Williams | F | 24:57 | 6-10 | 1-1 | 3-3 | 4 | 6 | 10 | 4 | 3 | 16 | 0 | 3 | 1 | 0 | 0 | -2 |
| 2 | Jalen Duren | C | 22:28 | 3-7 | 0-0 | 0-2 | 3 | 4 | 7 | 3 | 1 | 6 | 0 | 1 | 1 | 2 | 0 | 6 |
| 11 | Lester Quinones | G | 28:11 | 1-5 | 1-4 | 4-4 | 0 | 1 | 1 | 2 | 2 | 7 | 1 | 2 | 0 | 1 | 0 | -2 |
| 10 | Alex Lomax | | 20:08 | 2-7 | 1-4 | 2-2 | 2 | 1 | 3 | 1 | 4 | 7 | 3 | 1 | 2 | 0 | 0 | 1 |
| 23 | Malcolm Dandridge | | 17:14 | 4-6 | 0-0 | 0-1 | 3 | 5 | 8 | 1 | 2 | 8 | 1 | 2 | 2 | 0 | 0 | 8 |
| 0 | Earl Timberlake | | 17:05 | 2-3 | 0-0 | 2-2 | 1 | 2 | 3 | 3 | 1 | 6 | 2 | 1 | 0 | 0 | 0 | 7 |
| 4 | Chandler Lawson | | 03:34 | 1-1 | 0-0 | 0-0 | 0 | 3 | 3 | 1 | 2 | 2 | 0 | 0 | 0 | 1 | 0 | 2 |
| 25 | Jayden Hardaway | | 08:05 | 1-2 | 1-2 | 0-0 | 0 | 0 | 0 | 0 | 0 | 3 | 0 | 0 | 0 | 0 | 0 | 10 |
| 20 | Josh Minott | | 02:31 | 0-1 | 0-0 | 0-0 | 0 | 1 | 1 | 0 | 0 | 0 | 0 | 0 | 0 | 0 | 0 | -4 |
| 14 | Tyler Harris | | 12:29 | 0-3 | 0-2 | 0-0 | 0 | 1 | 1 | 1 | 0 | 0 | 0 | 0 | 0 | 0 | 0 | 2 |
| Team | | | | | | | 0 | 1 | 1 | | | 0 | | 1 | | | | |
| Totals | | | | 24-61 | 5-19 | 16-20 | 15 | 30 | 45 | 21 | 20 | 69 | 10 | 14 | 8 | 4 | 0 | 8 |

| Shooting By Period | | |
|---------------------|-------|-------|
| 1 st FG% | 12-29 | 41.4% |
| 3PT% | 2-11 | 18.2% |
| FT% | 7-7 | 100% |
| 2 nd FG% | 12-32 | 37.5% |
| 3PT% | 3-8 | 37.5% |
| FT% | 9-13 | 69.2% |
| GM FG% | 24-61 | 39.3% |
| 3PT% | 5-19 | 26.3% |
| FT% | 16-20 | 80.0% |

Dead Ball Rebounds: 2, 0

Technical Fouls: Dandridge 2nd 8:33 Williams 2nd 6:25

Virginia Tech - 61

Record: 5-1

| NO. | Name | F | Min | FG | 3P | FT | Rebounds | | | Fouls | | TP | AS | TO | ST | Blocks | | +/- |
|---------------|-----------------|---|-------|-------|------|-------|----------|----|-----|-------|----|----|----|----|----|--------|----|-----|
| | | | | M-A | M-A | M-A | OR | DR | TOT | PF | FD | | | | | BS | BA | |
| 22 | Keve Aluma | F | 36:06 | 5-17 | 1-3 | 3-4 | 5 | 6 | 11 | 5 | 6 | 14 | 1 | 1 | 2 | 0 | 1 | -9 |
| 25 | Justyn Mutts | F | 37:08 | 3-6 | 0-2 | 1-2 | 4 | 8 | 12 | 2 | 5 | 7 | 3 | 3 | 4 | 0 | 0 | -1 |
| 0 | Hunter Cattoor | G | 27:50 | 3-8 | 2-5 | 1-3 | 0 | 3 | 3 | 4 | 2 | 9 | 0 | 1 | 1 | 0 | 0 | -2 |
| 4 | Nahiem Alleyne | G | 36:17 | 4-14 | 3-7 | 10-11 | 0 | 4 | 4 | 4 | 6 | 21 | 4 | 2 | 1 | 0 | 0 | -7 |
| 5 | Storm Murphy | G | 38:35 | 2-8 | 0-3 | 1-2 | 0 | 1 | 1 | 3 | 1 | 5 | 2 | 6 | 0 | 0 | 2 | -10 |
| 1 | David N'Guessan | | 04:23 | 0-1 | 0-0 | 0-0 | 0 | 0 | 0 | 2 | 0 | 0 | 0 | 0 | 0 | 0 | 1 | -6 |
| 13 | Darius Maddox | | 14:32 | 2-2 | 1-1 | 0-0 | 0 | 0 | 0 | 0 | 0 | 5 | 0 | 0 | 0 | 0 | 0 | -4 |
| 21 | John Ojako | | 03:50 | 0-0 | 0-0 | 0-0 | 0 | 0 | 0 | 0 | 0 | 0 | 0 | 0 | 0 | 0 | 0 | 0 |
| 3 | Sean Pedulla | | 01:19 | 0-0 | 0-0 | 0-0 | 0 | 0 | 0 | 0 | 0 | 0 | 0 | 0 | 0 | 0 | 0 | -1 |
| Team | | | | | | | 0 | 2 | 2 | | | 0 | | 0 | | | | |
| Totals | | | | 19-56 | 7-21 | 16-22 | 9 | 24 | 33 | 20 | 20 | 61 | 10 | 13 | 8 | 0 | 4 | -8 |

| Shooting By Period | | |
|---------------------|-------|-------|
| 1 st FG% | 9-24 | 37.5% |
| 3PT% | 5-9 | 55.6% |
| FT% | 7-10 | 70% |
| 2 nd FG% | 10-32 | 31.3% |
| 3PT% | 2-12 | 16.7% |
| FT% | 9-12 | 75% |
| GM FG% | 19-56 | 33.9% |
| 3PT% | 7-21 | 33.3% |
| FT% | 16-22 | 72.7% |

Dead Ball Rebounds: 4, 0

Technical Fouls: NONE

| | MEM | VT |
|------------------|----------------------------|--------------------------|
| Biggest lead | 11 (2 nd 0:04) | 1 (2 nd 4:41) |
| Best Scoring Run | 10 (1 st 13:03) | 7 (2 nd 4:41) |
| Lead Changes | 2 | |
| Times Tied | 3 | |
| Time with Lead | 38:15 | 00:15 |

| | MEM | VT |
|---------------|-----|----|
| Points from | | |
| Turnovers | 10 | 3 |
| Paint | 32 | 20 |
| Second Chance | 12 | 7 |
| Fast Breaks | 11 | 9 |
| Bench | 26 | 5 |

| | Period by Period Scoring | | |
|-----|--------------------------|-----|-----|
| | 1st | 2nd | TOT |
| MEM | 33 | 36 | 69 |
| VT | 30 | 31 | 61 |



Period 1

Quarter Starters:

| | | | | | |
|------------|-------------|-------------|---------------|---------------|---------------|
| VT | 0 Cattoor H | 4 Alleyne N | 5 Murphy S | 22 Aluma K | 25 Mutts J |
| MEM | 1 Bates E | 2 Duren J | 3 Nolley II L | 11 Quinones L | 12 Williams D |

| Game Time | VT | Score | Diff | MEM |
|-----------|---|-------------|-----------|---|
| 20:00 | 22 ALUMA K jumpball lost | | | 2 DUREN J jumpball won |
| 19:42 | | 0-3 | -3 | 11 QUINONES L 3pt FG , jump shot made (3) |
| 19:42 | | | | 3 NOLLEY II L assist (1) |
| 19:23 | 25 MUTTS J 3pt FG , jump shot missed | | | |
| 19:18 | | | | 12 WILLIAMS D defensive rebound (1) |
| 19:08 | 0 CATTOOR H steal (1) | | | 11 QUINONES L turnover bad pass (1) |
| 18:48 | 4 ALLEYNE N turnover travel (1) | | | |
| 18:36 | | | | 11 QUINONES L 2pt FG from turnover outside the paint, turnaround jump shot missed |
| 18:33 | defensive rebound (1) | | | |
| 18:14 | 0 CATTOOR H 3pt FG , jump shot made (3) | 3-3 | 0 | |
| 18:14 | 4 ALLEYNE N assist (1) | | | |
| 18:00 | | 3-5 | -2 | 12 WILLIAMS D 2pt FG in the paint, dunk, made (2) |
| 18:00 | | | | 3 NOLLEY II L assist (2) |
| 17:36 | 4 ALLEYNE N foul drawn (1) | | | 1 BATES E foul shooting (1 - 1) |
| 17:36 | 4 ALLEYNE N free throw 1 - 2 missed | | | |
| 17:36 | offensive dead ball rebound (1) | | | |
| 17:36 | 4 ALLEYNE N free throw 2 - 2 made (1) | 4-5 | -1 | |
| 17:20 | | | | 3 NOLLEY II L 2pt FG outside the paint, turnaround jump shot missed |
| 17:14 | | | | 12 WILLIAMS D offensive rebound (2) |
| 17:13 | | 4-7 | -3 | 12 WILLIAMS D 2pt FG second chance in the paint, layup made (4) |
| 16:57 | 4 ALLEYNE N 3pt FG , pull up jump shot made (4) | 7-7 | 0 | |
| 16:57 | 22 ALUMA K assist (1) | | | |
| 16:41 | | | | 1 BATES E 2pt FG outside the paint, pull up jump shot missed |
| 16:38 | 25 MUTTS J defensive rebound (1) | | | |
| 16:35 | 0 CATTOOR H 2pt FG in the paint, driving layup missed | | | |
| 16:31 | | | | 1 BATES E defensive rebound (1) |
| 16:16 | | 7-9 | -2 | 12 WILLIAMS D 2pt FG in the paint, driving layup made (6) |
| 16:16 | 25 MUTTS J foul shooting (1 - 1) | | | 12 WILLIAMS D foul drawn (1) |
| 16:16 | | | | 11 QUINONES L substitution out |
| 16:16 | | | | 10 LOMAX A substitution in |
| 16:16 | | 7-10 | -3 | 12 WILLIAMS D free throw 1 - 1 made (7) |
| 16:03 | 5 MURPHY S turnover bad pass (1) | | | 12 WILLIAMS D steal (1) |
| 15:58 | 22 ALUMA K steal (1) | | | 12 WILLIAMS D turnover bad pass (1) |
| 15:52 | 25 MUTTS J turnover lost ball (1) | | | 1 BATES E steal (1) |
| 15:37 | 5 MURPHY S foul personal (1 - 2) | | | 3 NOLLEY II L foul drawn (1) |
| 15:37 | Timeout media | | | |
| 15:37 | | | | 2 DUREN J substitution out |
| 15:37 | | | | 23 DANDRIDGE M substitution in |
| 15:20 | | | | 10 LOMAX A 3pt FG from turnover, pull up jump shot missed |
| 15:14 | | | | 23 DANDRIDGE M offensive rebound (1) |
| 15:13 | | | | 23 DANDRIDGE M turnover travel (1) |



#9 Memphis at Virginia Tech

11/24/21 Barclays Center, Brooklyn, NY
2021 Upsie NIT Season Tip-Off

Game Time: 9:30 PM

Game Duration: 2:08

Attendance: 2,804

Officials: Bo Boroski, Brian Ansinger, Matt Potter

| Game Time | VT | Score | Diff | MEM |
|-----------|--|-------|------|---|
| 15:09 | | | | 3 NOLLEY II L substitution out |
| 15:09 | | | | 0 TIMBERLAKE E substitution in |
| 14:55 | 22 ALUMA K 2pt FG from turnover in the paint, driving layup missed | | | |
| 14:52 | | | | 23 DANDRIDGE M defensive rebound (2) |
| 14:48 | 25 MUTTS J steal (1) | | | 1 BATES E turnover bad pass (1) |
| 14:36 | 22 ALUMA K foul drawn (1) | | | 12 WILLIAMS D foul personal (1 - 2) |
| 14:36 | 0 CATTOOR H substitution out | | | |
| 14:36 | 25 MUTTS J substitution out | | | |
| 14:36 | 1 N'GUESSAN D substitution in | | | |
| 14:36 | 13 MADDOX D substitution in | | | |
| 14:36 | | | | 1 BATES E substitution out |
| 14:36 | | | | 12 WILLIAMS D substitution out |
| 14:36 | | | | 4 LAWSON C substitution in |
| 14:36 | | | | 25 HARDAWAY J substitution in |
| 14:34 | 4 ALLEYNE N 2pt FG from turnover outside the paint, jump shot missed | | | |
| 14:33 | | | | 4 LAWSON C defensive rebound (1) |
| 14:33 | 1 N'GUESSAN D foul personal (1 - 3) | | | 4 LAWSON C foul drawn (1) |
| 14:12 | | 7-12 | -5 | 10 LOMAX A 2pt FG outside the paint, step back jump shot made (2) |
| 13:56 | 5 MURPHY S 2pt FG outside the paint, pull up jump shot missed | | | |
| 13:53 | | | | 23 DANDRIDGE M defensive rebound (3) |
| 13:41 | | 7-14 | -7 | 4 LAWSON C 2pt FG fast break in the paint, driving layup made (2) |
| 13:41 | | | | 0 TIMBERLAKE E assist (1) |
| 13:41 | Timeout 30 Sec | | | |
| 13:10 | 1 N'GUESSAN D 2pt FG in the paint, layup blocked | | | |
| 13:10 | | | | 4 LAWSON C block (1) |
| 13:10 | | | | 4 LAWSON C defensive rebound (2) |
| 13:03 | | 7-17 | -10 | 10 LOMAX A 3pt FG fast break, pull up jump shot made (5) |
| 12:41 | 4 ALLEYNE N substitution out | | | |
| 12:41 | 0 CATTOOR H substitution in | | | |
| 12:32 | 22 ALUMA K 2pt FG in the paint, hook shot made (2) | 9-17 | -8 | |
| 12:11 | 1 N'GUESSAN D foul personal (2 - 4) | | | 4 LAWSON C foul drawn (2) |
| 12:11 | 1 N'GUESSAN D substitution out | | | |
| 12:11 | 5 MURPHY S substitution out | | | |
| 12:11 | 22 ALUMA K substitution out | | | |
| 12:11 | 4 ALLEYNE N substitution in | | | |
| 12:11 | 21 OJIAKO J substitution in | | | |
| 12:11 | 25 MUTTS J substitution in | | | |
| 12:11 | | | | 25 HARDAWAY J substitution out |
| 12:11 | | | | 11 QUINONES L substitution in |
| 12:09 | 4 ALLEYNE N steal (1) | | | 0 TIMBERLAKE E turnover bad pass (1) |
| 12:04 | 4 ALLEYNE N 2pt FG fast break from turnover in the paint, dunk, made (6) | 11-17 | -6 | |
| 11:42 | | | | 23 DANDRIDGE M 2pt FG in the paint, hook shot missed |
| 11:37 | 0 CATTOOR H defensive rebound (1) | | | |
| 11:37 | 25 MUTTS J foul drawn (1) | | | 4 LAWSON C foul personal (1 - 3) |
| 11:37 | | | | Timeout media |
| 11:37 | 21 OJIAKO J substitution out | | | |



#9 Memphis at Virginia Tech

11/24/21 Barclays Center, Brooklyn, NY
2021 Upsie NIT Season Tip-Off

Game Time: 9:30 PM
Game Duration: 2:08
Attendance: 2,804

Officials: Bo Boroski, Brian Ansinger, Matt Potter

| Game Time | VT | Score | Diff | MEM |
|-----------|--|--------------|-----------|--|
| 11:37 | 22 ALUMA K substitution in | | | |
| 11:37 | | | | 23 DANDRIDGE M substitution out |
| 11:37 | | | | 2 DUREN J substitution in |
| 11:34 | 4 ALLEYNE N 2pt FG outside the paint, jump shot missed | | | |
| 11:29 | | | | 4 LAWSON C defensive rebound (3) |
| 11:27 | | | | 11 QUINONES L 3pt FG fast break, jump shot missed |
| 11:23 | 4 ALLEYNE N defensive rebound (1) | | | |
| 11:23 | 4 ALLEYNE N foul drawn (2) | | | 2 DUREN J foul personal (1 - 4) |
| 11:23 | | | | 0 TIMBERLAKE E substitution out |
| 11:23 | | | | 4 LAWSON C substitution out |
| 11:23 | | | | 3 NOLLEY II L substitution in |
| 11:23 | | | | 12 WILLIAMS D substitution in |
| 11:17 | 0 CATTOOR H turnover lost ball (1) | | | 10 LOMAX A steal (1) |
| 11:14 | 0 CATTOOR H foul personal (1 - 5) | | | 10 LOMAX A foul drawn (1) |
| 10:48 | | | | 11 QUINONES L 3pt FG from turnover, jump shot missed |
| 10:44 | 25 MUTTS J defensive rebound (2) | | | |
| 10:46 | 25 MUTTS J foul drawn (2) | | | 2 DUREN J foul personal (2 - 5) |
| 10:46 | 13 MADDOX D substitution out | | | |
| 10:46 | 5 MURPHY S substitution in | | | |
| 10:46 | | | | 10 LOMAX A substitution out |
| 10:46 | | | | 1 BATES E substitution in |
| 10:46 | | | | 2 DUREN J substitution out |
| 10:46 | | | | 20 MINOTT J substitution in |
| 10:29 | 0 CATTOOR H 3pt FG , jump shot missed | | | |
| 10:24 | 22 ALUMA K offensive rebound (1) | | | |
| 10:23 | 22 ALUMA K 2pt FG second chance in the paint, layup missed | | | |
| 10:20 | | | | 20 MINOTT J defensive rebound (1) |
| 10:20 | jump ball situation | | | |
| 10:20 | 22 ALUMA K steal (2) | | | 1 BATES E turnover lost ball (2) |
| 10:14 | 0 CATTOOR H foul drawn (1) | | | 3 NOLLEY II L foul personal (1 - 6) |
| 10:02 | 5 MURPHY S 3pt FG from turnover, jump shot missed | | | |
| 09:58 | | | | 12 WILLIAMS D defensive rebound (3) |
| 09:53 | | | | 12 WILLIAMS D turnover travel (2) |
| 09:43 | 22 ALUMA K foul offensive (1 - 6) | | | 12 WILLIAMS D foul drawn (2) |
| 09:43 | 22 ALUMA K turnover offensive (1) | | | |
| 09:27 | | | | 20 MINOTT J 2pt FG from turnover in the paint, floating jump shot missed |
| 09:24 | 25 MUTTS J defensive rebound (3) | | | |
| 09:18 | 22 ALUMA K 2pt FG in the paint, layup missed | | | |
| 09:17 | 22 ALUMA K offensive rebound (2) | | | |
| 09:17 | 22 ALUMA K foul drawn (2) | | | 1 BATES E foul shooting (2 - 7) |
| 09:17 | 22 ALUMA K free throw 1 - 2 made (3) | 12-17 | -5 | |
| 09:17 | | | | 1 BATES E substitution out |
| 09:17 | | | | 10 LOMAX A substitution in |
| 09:17 | 22 ALUMA K free throw 2 - 2 made (4) | 13-17 | -4 | |
| 09:01 | 0 CATTOOR H foul shooting (2 - 7) | | | 11 QUINONES L foul drawn (1) |
| 09:01 | | 13-18 | -5 | 11 QUINONES L free throw 1 - 2 made (4) |
| 09:01 | 0 CATTOOR H substitution out | | | |
| 09:01 | 13 MADDOX D substitution in | | | |



#9 Memphis at Virginia Tech

11/24/21 Barclays Center, Brooklyn, NY
2021 Upsie NIT Season Tip-Off

Game Time: 9:30 PM

Game Duration: 2:08

Attendance: 2,804

Officials: Bo Boroski, Brian Ansinger, Matt Potter

| Game Time | VT | Score | Diff | MEM |
|-----------|---|-------|------|---|
| 09:01 | | 13-19 | -6 | 11 QUINONES L free throw 2 - 2 made (5) |
| 08:47 | 25 MUTTS J 2pt FG in the paint, layup made (2) | 15-19 | -4 | |
| 08:47 | 5 MURPHY S assist (1) | | | |
| 08:39 | | | | 3 NOLLEY II L 3pt FG , jump shot missed |
| 08:36 | 22 ALUMA K defensive rebound (3) | | | |
| 08:27 | 5 MURPHY S 2pt FG in the paint, driving layup made (2) | 17-19 | -2 | |
| 08:15 | | | | Timeout 30 Sec |
| 08:15 | | | | Timeout media |
| 08:15 | 22 ALUMA K substitution out | | | |
| 08:15 | 21 OJIAKO J substitution in | | | |
| 08:15 | | | | 20 MINOTT J substitution out |
| 08:15 | | | | 23 DANDRIDGE M substitution in |
| 07:51 | | | | 10 LOMAX A 3pt FG , step back jump shot missed |
| 07:48 | | | | 3 NOLLEY II L offensive rebound (1) |
| 07:47 | 4 ALLEYNE N foul drawn (3) | | | 3 NOLLEY II L foul offensive (2 - 8) |
| 07:47 | | | | 3 NOLLEY II L turnover offensive (1) |
| 07:47 | | | | 3 NOLLEY II L substitution out |
| 07:47 | | | | 10 LOMAX A substitution out |
| 07:47 | | | | 0 TIMBERLAKE E substitution in |
| 07:47 | | | | 14 HARRIS T substitution in |
| 07:39 | 4 ALLEYNE N 2pt FG from turnover in the paint, pull up jump shot missed | | | |
| 07:35 | | | | 23 DANDRIDGE M defensive rebound (4) |
| 07:12 | 4 ALLEYNE N foul shooting (1 - 8) | | | 0 TIMBERLAKE E foul drawn (1) |
| 07:12 | | 17-20 | -3 | 0 TIMBERLAKE E free throw 1 - 2 made (1) |
| 07:12 | 13 MADDOX D substitution out | | | |
| 07:12 | 21 OJIAKO J substitution out | | | |
| 07:12 | 0 CATTOOR H substitution in | | | |
| 07:12 | 22 ALUMA K substitution in | | | |
| 07:12 | | 17-21 | -4 | 0 TIMBERLAKE E free throw 2 - 2 made (2) |
| 06:49 | 4 ALLEYNE N foul drawn (4) | | | 0 TIMBERLAKE E foul personal (1 - 9) |
| 06:49 | 4 ALLEYNE N 1&1 free throw 1 made (7) | 18-21 | -3 | |
| 06:49 | 0 CATTOOR H substitution out | | | |
| 06:49 | 13 MADDOX D substitution in | | | |
| 06:49 | 4 ALLEYNE N 1&1 free throw 2 made (8) | 19-21 | -2 | |
| 06:31 | | | | 0 TIMBERLAKE E 2pt FG in the paint, driving layup missed |
| 06:28 | 22 ALUMA K defensive rebound (4) | | | |
| 06:25 | 5 MURPHY S turnover travel (2) | | | |
| 06:25 | 4 ALLEYNE N foul personal (2 - 9) | | | 11 QUINONES L foul drawn (2) |
| 06:25 | | 19-22 | -3 | 11 QUINONES L 1&1 free throw 1 made (6) |
| 06:25 | 13 MADDOX D substitution out | | | |
| 06:25 | 0 CATTOOR H substitution in | | | |
| 06:25 | | 19-23 | -4 | 11 QUINONES L 1&1 free throw 2 made (7) |
| 05:55 | 22 ALUMA K 2pt FG outside the paint, turnaround jump shot missed | | | |
| 05:50 | 25 MUTTS J offensive rebound (4) | | | |
| 05:50 | 25 MUTTS J 2pt FG second chance in the paint, layup missed | | | |
| 05:49 | | | | 14 HARRIS T defensive rebound (1) |
| 05:39 | | 19-25 | -6 | 0 TIMBERLAKE E 2pt FG outside the paint, jump shot made (4) |
| 05:20 | 4 ALLEYNE N 3pt FG , jump shot made (11) | 22-25 | -3 | |



#9 Memphis at Virginia Tech

11/24/21 Barclays Center, Brooklyn, NY
2021 Upsie NIT Season Tip-Off

Game Time: 9:30 PM
Game Duration: 2:08
Attendance: 2,804

Officials: Bo Boroski, Brian Ansinger, Matt Potter

| Game Time | VT | Score | Diff | MEM |
|-----------|---|--------------|-----------|--|
| 05:20 | 5 MURPHY S assist (2) | | | |
| 04:55 | | 22-27 | -5 | 23 DANDRIDGE M 2pt FG in the paint, layup made (2) |
| 04:55 | | | | 0 TIMBERLAKE E assist (2) |
| 04:33 | 22 ALUMA K 3pt FG , jump shot made (7) | 25-27 | -2 | |
| 04:33 | 25 MUTTS J assist (1) | | | |
| 04:08 | | | | 12 WILLIAMS D turnover travel (3) |
| 03:52 | 5 MURPHY S turnover lost ball (3) | | | |
| 03:52 | Timeout media | | | |
| 03:52 | 0 CATTOOR H substitution out | | | |
| 03:52 | 13 MADDOX D substitution in | | | |
| 03:39 | | | | 11 QUINONES L 3pt FG from turnover, jump shot missed |
| 03:34 | | | | 23 DANDRIDGE M offensive rebound (5) |
| 03:31 | | 25-29 | -4 | 23 DANDRIDGE M 2pt FG from turnover second chance in the paint, hook shot made (4) |
| 03:01 | 4 ALLEYNE N 3pt FG , step back jump shot missed | | | |
| 02:57 | | | | 0 TIMBERLAKE E defensive rebound (1) |
| 02:53 | | | | 14 HARRIS T 3pt FG fast break, jump shot missed |
| 02:48 | 4 ALLEYNE N defensive rebound (2) | | | |
| 02:35 | 13 MADDOX D 3pt FG , step back jump shot made (3) | 28-29 | -1 | |
| 02:35 | 25 MUTTS J assist (2) | | | |
| 02:14 | | | | 12 WILLIAMS D 2pt FG in the paint, driving layup missed |
| 02:11 | 22 ALUMA K defensive rebound (5) | | | |
| 01:46 | jump ball situation | | | |
| 01:46 | 4 ALLEYNE N turnover lost ball (2) | | | 23 DANDRIDGE M steal (1) |
| 01:46 | 4 ALLEYNE N substitution out | | | |
| 01:46 | 3 PEDULLA S substitution in | | | |
| 01:46 | | | | 12 WILLIAMS D substitution out |
| 01:46 | | | | 23 DANDRIDGE M substitution out |
| 01:46 | | | | 4 LAWSON C substitution in |
| 01:46 | | | | 25 HARDAWAY J substitution in |
| 01:26 | 25 MUTTS J steal (2) | | | 11 QUINONES L turnover bad pass (2) |
| 01:25 | 25 MUTTS J foul drawn (3) | | | 11 QUINONES L foul personal (1 - 10) |
| 01:25 | 25 MUTTS J free throw 1 - 2 missed | | | |
| 01:25 | offensive dead ball rebound (2) | | | |
| 01:25 | 25 MUTTS J free throw 2 - 2 made (3) | 29-29 | 0 | |
| 01:25 | 22 ALUMA K substitution out | | | |
| 01:25 | 21 OJIAKO J substitution in | | | |
| 01:25 | | | | 4 LAWSON C substitution out |
| 01:25 | | | | 23 DANDRIDGE M substitution in |
| 01:13 | | | | 14 HARRIS T 2pt FG in the paint, driving layup missed |
| 01:08 | | | | 0 TIMBERLAKE E offensive rebound (2) |
| 01:08 | | 29-31 | -2 | 0 TIMBERLAKE E 2pt FG second chance in the paint, layup made (6) |
| 01:08 | 5 MURPHY S foul drawn (1) | | | 14 HARRIS T foul personal (1 - 11) |
| 01:08 | 5 MURPHY S free throw fast break 1 - 2 missed | | | |
| 01:08 | offensive dead ball rebound (3) | | | |
| 01:08 | | | | 11 QUINONES L substitution out |
| 01:08 | | | | 10 LOMAX A substitution in |
| 01:08 | 5 MURPHY S free throw fast break 2 - 2 made (3) | 30-31 | -1 | |
| 00:47 | | | | 25 HARDAWAY J 3pt FG , jump shot missed |



Official Basketball Play by Play - First Half

#9 Memphis at Virginia Tech

11/24/21 Barclays Center, Brooklyn, NY
2021 Upsie NIT Season Tip-Off

Game Time: 9:30 PM

Game Duration: 2:08

Attendance: 2,804

Officials: Bo Boroski, Brian Anslinger, Matt Potter

| Game Time | VT | Score | Diff | MEM |
|----------------------|-----------------------------------|--------------|-----------|---|
| 00:42 | | | | 10 LOMAX A offensive rebound (1) |
| 00:29 | | | | 14 HARRIS T 3pt FG second chance, step back jump shot missed |
| 00:28 | defensive rebound (14) | | | |
| 00:28 | 3 PEDULLA S substitution out | | | |
| 00:28 | 13 MADDOX D substitution out | | | |
| 00:28 | 21 OJIAKO J substitution out | | | |
| 00:28 | 0 CATTOOR H substitution in | | | |
| 00:28 | 4 ALLEYNE N substitution in | | | |
| 00:28 | 22 ALUMA K substitution in | | | |
| 00:28 | | | | 14 HARRIS T substitution out |
| 00:28 | | | | 11 QUINONES L substitution in |
| 00:04 | 5 MURPHY S turnover lost ball (4) | | | 10 LOMAX A steal (2) |
| 00:00 | | 30-33 | -3 | 23 DANDRIDGE M 2pt FG fast break from turnover in the paint, dunk, made (6) |
| 00:00 | | | | 10 LOMAX A assist (1) |
| END OF PERIOD | | | | |
| VT 30-33 MEM | | | | |



Officials: Bo Boroski, Brian Anslinger, Matt Potter

#9 Memphis - 33

| NO. | Name | F | Min | FG | | | 3P | | | FT | | | Rebounds | | | Fouls | | TP | AS | TO | ST | Blocks | | +/- |
|---------------|-------------------|---|-------|-------|------|-----|----|----|-----|----|----|----|----------|----|---|-------|---|----|----|----|----|--------|--|-----|
| | | | | M-A | M-A | M-A | OR | DR | TOT | PF | FD | BS | BA | | | | | | | | | | | |
| 1 | Emoni Bates | F | 06:53 | 0-1 | 0-0 | 0-0 | 0 | 1 | 1 | 2 | 0 | 0 | 0 | 0 | 0 | 2 | 1 | 0 | 0 | 0 | 0 | 2 | | |
| 3 | Landers Nolley II | F | 08:27 | 0-2 | 0-1 | 0-0 | 1 | 0 | 1 | 2 | 1 | 0 | 2 | 1 | 0 | 0 | 0 | 0 | 0 | 0 | 0 | -1 | | |
| 12 | DeAndre Williams | F | 15:01 | 3-4 | 0-0 | 1-1 | 1 | 2 | 3 | 1 | 2 | 7 | 0 | 3 | 1 | 0 | 0 | 0 | 0 | 0 | -2 | | | |
| 2 | Jalen Duren | C | 05:14 | 0-0 | 0-0 | 0-0 | 0 | 0 | 0 | 2 | 0 | 0 | 0 | 0 | 0 | 0 | 0 | 0 | 0 | 0 | 3 | | | |
| 11 | Lester Quinones | G | 15:15 | 1-5 | 1-4 | 4-4 | 0 | 0 | 0 | 1 | 2 | 7 | 0 | 2 | 0 | 0 | 0 | 0 | 0 | -2 | | | | |
| 10 | Alex Lomax | | 08:08 | 2-4 | 1-3 | 0-0 | 1 | 0 | 1 | 0 | 1 | 5 | 1 | 0 | 2 | 0 | 0 | 0 | 2 | | | | | |
| 23 | Malcolm Dandridge | | 11:54 | 3-4 | 0-0 | 0-0 | 2 | 3 | 5 | 0 | 0 | 6 | 0 | 1 | 1 | 0 | 0 | 0 | 5 | | | | | |
| 0 | Earl Timberlake | | 11:33 | 2-3 | 0-0 | 2-2 | 1 | 1 | 2 | 1 | 1 | 6 | 2 | 1 | 0 | 0 | 0 | 0 | 4 | | | | | |
| 4 | Chandler Lawson | | 03:34 | 1-1 | 0-0 | 0-0 | 0 | 3 | 3 | 1 | 2 | 2 | 0 | 0 | 0 | 1 | 0 | 2 | | | | | | |
| 25 | Jayden Hardaway | | 04:11 | 0-1 | 0-1 | 0-0 | 0 | 0 | 0 | 0 | 0 | 0 | 0 | 0 | 0 | 0 | 0 | 7 | | | | | | |
| 20 | Josh Minott | | 02:31 | 0-1 | 0-0 | 0-0 | 0 | 1 | 1 | 0 | 0 | 0 | 0 | 0 | 0 | 0 | 0 | -4 | | | | | | |
| 14 | Tyler Harris | | 07:19 | 0-3 | 0-2 | 0-0 | 0 | 1 | 1 | 1 | 0 | 0 | 0 | 0 | 0 | 0 | 0 | -1 | | | | | | |
| Team | | | | | | | 0 | 0 | 0 | | | 0 | | | | | | | | | | | | |
| Totals | | | | 12-29 | 2-11 | 7-7 | 6 | 12 | 18 | 11 | 9 | 33 | 5 | 10 | 5 | 1 | 0 | 3 | | | | | | |

| Shooting By Period | | |
|--------------------|-------|--------|
| 1st FG% | 12-29 | 41.4% |
| 3PT% | 2-11 | 18.2% |
| FT% | 7-7 | 100% |
| GM FG% | 12-29 | 41.4% |
| 3PT% | 2-11 | 18.2% |
| FT% | 7-7 | 100.0% |

Dead Ball Rebounds: 0, 0

Technical Fouls::NONE

Virginia Tech - 30

| NO. | Name | F | Min | FG | | | 3P | | | FT | | | Rebounds | | | Fouls | | TP | AS | TO | ST | Blocks | | +/- |
|---------------|-----------------|---|-------|------|-----|------|----|----|-----|----|----|----|----------|---|---|-------|----|----|----|----|----|--------|--|-----|
| | | | | M-A | M-A | M-A | OR | DR | TOT | PF | FD | BS | BA | | | | | | | | | | | |
| 22 | Keve Aluma | F | 17:26 | 2-6 | 1-1 | 2-2 | 2 | 3 | 5 | 1 | 2 | 7 | 1 | 1 | 2 | 0 | 0 | -3 | | | | | | |
| 25 | Justyn Mutts | F | 17:35 | 1-3 | 0-1 | 1-2 | 1 | 3 | 4 | 1 | 3 | 3 | 2 | 1 | 2 | 0 | 0 | 2 | | | | | | |
| 0 | Hunter Cattoor | G | 12:28 | 1-3 | 1-2 | 0-0 | 0 | 1 | 1 | 2 | 1 | 3 | 0 | 1 | 1 | 0 | 0 | 1 | | | | | | |
| 4 | Nahiem Alleyne | G | 18:12 | 3-7 | 2-3 | 3-4 | 0 | 2 | 2 | 2 | 4 | 11 | 1 | 2 | 1 | 0 | -5 | | | | | | | |
| 5 | Storm Murphy | G | 18:35 | 1-3 | 0-1 | 1-2 | 0 | 0 | 0 | 1 | 1 | 3 | 2 | 4 | 0 | 0 | -5 | | | | | | | |
| 1 | David N'Guessan | | 02:25 | 0-1 | 0-0 | 0-0 | 0 | 0 | 0 | 2 | 0 | 0 | 0 | 0 | 0 | 0 | -5 | | | | | | | |
| 13 | Darius Maddox | | 09:27 | 1-1 | 1-1 | 0-0 | 0 | 0 | 0 | 0 | 0 | 3 | 0 | 0 | 0 | 0 | 0 | | | | | | | |
| 21 | John Ojiako | | 02:34 | 0-0 | 0-0 | 0-0 | 0 | 0 | 0 | 0 | 0 | 0 | 0 | 0 | 0 | 0 | 0 | | | | | | | |
| 3 | Sean Pedulla | | 01:18 | 0-0 | 0-0 | 0-0 | 0 | 0 | 0 | 0 | 0 | 0 | 0 | 0 | 0 | 0 | 0 | | | | | | | |
| Team | | | | | | | 0 | 2 | 2 | | | 0 | | | | | | | | | | | | |
| Totals | | | | 9-24 | 5-9 | 7-10 | 3 | 11 | 14 | 9 | 11 | 30 | 6 | 9 | 6 | 0 | 1 | -3 | | | | | | |

| Shooting By Period | | |
|--------------------|------|-------|
| 1st FG% | 9-24 | 37.5% |
| 3PT% | 5-9 | 55.6% |
| FT% | 7-10 | 70% |
| GM FG% | 9-24 | 37.5% |
| 3PT% | 5-9 | 55.6% |
| FT% | 7-10 | 70.0% |

Dead Ball Rebounds: 3, 0

Technical Fouls::NONE

| | MEM | VT |
|------------------|----------------------------|---------------------------|
| Biggest lead | 10 (1 st 13:03) | 0 (1 st 20:00) |
| Best Scoring Run | 10 (1 st 13:03) | 6 (1 st 9:17) |
| Lead Changes | 0 | |
| Times Tied | 3 | |
| Time with Lead | 18:30 | 00:00 |

| Points from | MEM | VT |
|---------------|-----|----|
| Turnovers | 6 | 3 |
| Paint | 16 | 8 |
| Second Chance | 6 | 2 |
| Fast Breaks | 9 | 3 |
| Bench | 19 | 3 |

| Period by Period Scoring | | | |
|--------------------------|-----|-----|-----|
| | 1st | 2nd | TOT |
| MEM | 33 | 36 | 69 |
| VT | 30 | 31 | 61 |



#9 Memphis at Virginia Tech

11/24/21 Barclays Center, Brooklyn, NY
2021 Upsie NIT Season Tip-Off

Game Time: 9:30 PM
Game Duration: 2:08
Attendance: 2,804

Officials: Bo Boroski, Brian Anslinger, Matt Potter

Period 2

Quarter Starters:

| | | | | | |
|------------|-------------|-------------|---------------|---------------|---------------|
| VT | 0 Cattoor H | 4 Alleyne N | 5 Murphy S | 22 Aluma K | 25 Mutts J |
| MEM | 1 Bates E | 2 Duren J | 3 Nolley II L | 11 Quinones L | 12 Williams D |

| Game Time | VT | Score | Diff | MEM |
|-----------|--|--------------|-----------|---|
| 20:00 | | | | 0 TIMBERLAKE E substitution out |
| 20:00 | | | | 10 LOMAX A substitution out |
| 20:00 | | | | 23 DANDRIDGE M substitution out |
| 20:00 | | | | 25 HARDAWAY J substitution out |
| 20:00 | | | | 1 BATES E substitution in |
| 20:00 | | | | 2 DUREN J substitution in |
| 20:00 | | | | 3 NOLLEY II L substitution in |
| 20:00 | | | | 12 WILLIAMS D substitution in |
| 19:53 | 5 MURPHY S turnover bad pass (5) | | | 3 NOLLEY II L steal (1) |
| 19:26 | | | | 1 BATES E 3pt FG from turnover, pull up jump shot missed |
| 19:21 | 25 MUTTS J defensive rebound (5) | | | |
| 19:18 | 0 CATTOOR H 2pt FG fast break in the paint, dunk, made (5) | 32-33 | -1 | |
| 19:18 | 25 MUTTS J assist (3) | | | |
| 18:57 | | | | 3 NOLLEY II L 2pt FG in the paint, pull up jump shot missed |
| 18:53 | 0 CATTOOR H defensive rebound (2) | | | |
| 18:45 | 5 MURPHY S 3pt FG , jump shot blocked | | | |
| 18:45 | | | | 11 QUINONES L block (1) |
| 18:44 | | | | defensive rebound (19) |
| 18:12 | | 32-36 | -4 | 12 WILLIAMS D 3pt FG , jump shot made (10) |
| 18:12 | | | | 3 NOLLEY II L assist (3) |
| 17:56 | 4 ALLEYNE N 3pt FG , jump shot missed | | | |
| 17:53 | | | | 2 DUREN J defensive rebound (1) |
| 17:42 | | 32-38 | -6 | 12 WILLIAMS D 2pt FG in the paint, turnaround jump shot made (12) |
| 17:21 | 22 ALUMA K 2pt FG outside the paint, floating jump shot made (9) | 34-38 | -4 | |
| 17:21 | 22 ALUMA K foul drawn (3) | | | 11 QUINONES L foul shooting (2 - 1) |
| 17:21 | 22 ALUMA K free throw 1 - 1 made (10) | 35-38 | -3 | |
| 16:56 | | | | 12 WILLIAMS D 2pt FG in the paint, driving layup missed |
| 16:53 | 25 MUTTS J defensive rebound (6) | | | |
| 16:50 | 25 MUTTS J foul drawn (4) | | | 12 WILLIAMS D foul personal (2 - 2) |
| 16:50 | | | | 12 WILLIAMS D substitution out |
| 16:50 | | | | 10 LOMAX A substitution in |
| 16:35 | 22 ALUMA K 2pt FG in the paint, hook shot made (12) | 37-38 | -1 | |
| 16:04 | | 37-40 | -3 | 3 NOLLEY II L 2pt FG outside the paint, jump shot made (2) |
| 16:04 | | | | 10 LOMAX A assist (2) |
| 15:43 | 22 ALUMA K 2pt FG in the paint, dunk, missed | | | |
| 15:39 | 22 ALUMA K offensive rebound (6) | | | |
| 15:36 | 0 CATTOOR H 3pt FG second chance, jump shot missed | | | |
| 15:33 | | | | 2 DUREN J defensive rebound (2) |
| 15:27 | | | | 1 BATES E 3pt FG fast break, pull up jump shot missed |
| 15:20 | | | | 3 NOLLEY II L offensive rebound (2) |
| 15:12 | | | | 1 BATES E 2pt FG second chance in the paint, driving layup missed |



#9 Memphis at Virginia Tech

11/24/21 Barclays Center, Brooklyn, NY
2021 Upsie NIT Season Tip-Off

Game Time: 9:30 PM
Game Duration: 2:08
Attendance: 2,804

Officials: Bo Boroski, Brian Ansinger, Matt Potter

| Game Time | VT | Score | Diff | MEM |
|-----------|---|--------------|-----------|---|
| 15:08 | | | | 2 DUREN J offensive rebound (3) |
| 15:12 | | | | 2 DUREN J 2pt FG second chance in the paint, layup missed |
| 15:11 | | | | 10 LOMAX A offensive rebound (2) |
| 15:10 | 0 CATTOOR H foul personal (3 - 1) | | | 10 LOMAX A foul drawn (2) |
| 15:10 | Timeout media | | | |
| 14:43 | | | | 2 DUREN J 2pt FG second chance outside the paint, turnaround jump shot missed |
| 14:38 | 4 ALLEYNE N defensive rebound (3) | | | |
| 14:31 | 0 CATTOOR H 2pt FG outside the paint, turnaround jump shot missed | | | |
| 14:26 | | | | 10 LOMAX A defensive rebound (3) |
| 14:22 | | | | 10 LOMAX A 2pt FG fast break in the paint, driving layup missed |
| 14:19 | 25 MUTTS J defensive rebound (7) | | | |
| 14:07 | 22 ALUMA K foul drawn (4) | | | 10 LOMAX A foul personal (1 - 3) |
| 14:07 | | | | 3 NOLLEY II L substitution out |
| 14:07 | | | | 11 QUINONES L substitution out |
| 14:07 | | | | 0 TIMBERLAKE E substitution in |
| 14:07 | | | | 25 HARDAWAY J substitution in |
| 14:02 | 4 ALLEYNE N 2pt FG outside the paint, pull up jump shot missed | | | |
| 13:58 | | | | 0 TIMBERLAKE E defensive rebound (3) |
| 13:52 | | 37-42 | -5 | 1 BATES E 2pt FG in the paint, driving layup made (2) |
| 13:34 | 25 MUTTS J turnover lost ball (2) | | | 2 DUREN J steal (1) |
| 13:24 | 0 CATTOOR H foul personal (4 - 2) | | | 1 BATES E foul drawn (1) |
| 13:24 | 0 CATTOOR H substitution out | | | |
| 13:24 | 13 MADDOX D substitution in | | | |
| 13:18 | 25 MUTTS J steal (3) | | | 10 LOMAX A turnover bad pass (1) |
| 13:09 | 22 ALUMA K 2pt FG from turnover in the paint, dunk, blocked | | | |
| 13:09 | | | | 2 DUREN J block (1) |
| 13:04 | | | | 1 BATES E defensive rebound (2) |
| 13:03 | | | | 1 BATES E 3pt FG fast break, pull up jump shot missed |
| 12:59 | 25 MUTTS J defensive rebound (8) | | | |
| 12:53 | 22 ALUMA K 2pt FG fast break in the paint, layup made (14) | 39-42 | -3 | |
| 12:53 | 4 ALLEYNE N assist (2) | | | |
| 12:26 | | 39-44 | -5 | 2 DUREN J 2pt FG in the paint, turnaround jump shot made (2) |
| 12:23 | Timeout 30 Sec | | | |
| 12:23 | Timeout media | | | |
| 12:23 | | | | 1 BATES E substitution out |
| 12:23 | | | | 2 DUREN J substitution out |
| 12:23 | | | | 10 LOMAX A substitution out |
| 12:23 | | | | 3 NOLLEY II L substitution in |
| 12:23 | | | | 14 HARRIS T substitution in |
| 12:23 | | | | 23 DANDRIDGE M substitution in |
| 12:08 | 25 MUTTS J 2pt FG in the paint, turnaround jump shot made (5) | 41-44 | -3 | |
| 11:52 | | 41-47 | -6 | 25 HARDAWAY J 3pt FG , jump shot made (3) |
| 11:52 | | | | 23 DANDRIDGE M assist (1) |
| 11:36 | 25 MUTTS J foul drawn (5) | | | 0 TIMBERLAKE E foul personal (2 - 4) |
| 11:36 | Timeout media | | | |
| 11:30 | 5 MURPHY S 3pt FG , jump shot missed | | | |
| 11:23 | 22 ALUMA K offensive rebound (7) | | | |



#9 Memphis at Virginia Tech

11/24/21 Barclays Center, Brooklyn, NY
2021 Upsie NIT Season Tip-Off

Game Time: 9:30 PM
Game Duration: 2:08
Attendance: 2,804

Officials: Bo Boroski, Brian Ansinger, Matt Potter

| Game Time | VT | Score | Diff | MEM |
|-----------|--|-------|------|--|
| 11:23 | 22 ALUMA K 2pt FG second chance in the paint, layup missed | | | |
| 11:22 | | | | 3 NOLLEY II L defensive rebound (3) |
| 11:10 | | | | 23 DANDRIDGE M 2pt FG in the paint, driving layup missed |
| 11:05 | 22 ALUMA K defensive rebound (8) | | | |
| 10:46 | 22 ALUMA K 2pt FG in the paint, turnaround jump shot missed | | | |
| 10:43 | | | | 23 DANDRIDGE M defensive rebound (6) |
| 10:26 | | | | 3 NOLLEY II L 2pt FG in the paint, pull up jump shot missed |
| 10:23 | 5 MURPHY S defensive rebound (1) | | | |
| 10:13 | 22 ALUMA K foul drawn (5) | | | 0 TIMBERLAKE E foul personal (3 - 5) |
| 10:13 | 22 ALUMA K substitution out | | | |
| 10:13 | 21 OJIAKO J substitution in | | | |
| 10:13 | | | | 0 TIMBERLAKE E substitution out |
| 10:13 | | | | 3 NOLLEY II L substitution out |
| 10:13 | | | | 25 HARDAWAY J substitution out |
| 10:13 | | | | 1 BATES E substitution in |
| 10:13 | | | | 2 DUREN J substitution in |
| 10:13 | | | | 10 LOMAX A substitution in |
| 10:06 | 4 ALLEYNE N foul drawn (5) | | | 23 DANDRIDGE M foul shooting (1 - 6) |
| 10:06 | 4 ALLEYNE N free throw 1 - 2 made (12) | 42-47 | -5 | |
| 10:06 | 4 ALLEYNE N free throw 2 - 2 made (13) | 43-47 | -4 | |
| 09:53 | | 43-49 | -6 | 2 DUREN J 2pt FG in the paint, dunk, made (4) |
| 09:53 | | | | 10 LOMAX A assist (3) |
| 09:36 | 5 MURPHY S turnover bad pass (6) | | | 23 DANDRIDGE M steal (2) |
| 09:30 | | 43-51 | -8 | 1 BATES E 2pt FG fast break from turnover in the paint, layup made (4) |
| 09:14 | 13 MADDOX D 2pt FG outside the paint, pull up jump shot made (5) | 45-51 | -6 | |
| 09:14 | 4 ALLEYNE N assist (3) | | | |
| 08:57 | 5 MURPHY S foul personal (2 - 3) | | | 10 LOMAX A foul drawn (3) |
| 08:57 | 4 ALLEYNE N substitution out | | | |
| 08:57 | 21 OJIAKO J substitution out | | | |
| 08:57 | 25 MUTTS J substitution out | | | |
| 08:57 | 0 CATTOOR H substitution in | | | |
| 08:57 | 1 N'GUESSAN D substitution in | | | |
| 08:57 | 22 ALUMA K substitution in | | | |
| 08:54 | | | | 1 BATES E 2pt FG outside the paint, jump shot missed |
| 08:53 | | | | 23 DANDRIDGE M offensive rebound (7) |
| 08:53 | 22 ALUMA K foul personal (2 - 4) | | | 23 DANDRIDGE M foul drawn (1) |
| 08:35 | | 45-53 | -8 | 23 DANDRIDGE M 2pt FG second chance in the paint, driving layup made (8) |
| 08:35 | 22 ALUMA K foul shooting (3 - 5) | | | 23 DANDRIDGE M foul drawn (2) |
| 08:35 | | | | 14 HARRIS T substitution out |
| 08:35 | | | | 12 WILLIAMS D substitution in |
| 08:35 | | | | 23 DANDRIDGE M free throw 1 - 1 missed |
| 08:35 | | | | 12 WILLIAMS D offensive rebound (4) |
| 08:33 | | | | 23 DANDRIDGE M foul class B technical (1 - 6) |
| 08:33 | | | | 23 DANDRIDGE M turnover offensive (2) |
| 08:30 | 0 CATTOOR H free throw 1 - 1 missed | | | |
| 08:30 | offensive dead ball rebound (4) | | | |
| 08:30 | 13 MADDOX D substitution out | | | |



#9 Memphis at Virginia Tech

11/24/21 Barclays Center, Brooklyn, NY
2021 Upsie NIT Season Tip-Off

Game Time: 9:30 PM

Game Duration: 2:08

Attendance: 2,804

Officials: Bo Boroski, Brian Ansinger, Matt Potter

| Game Time | VT | Score | Diff | MEM |
|-----------|---|--------------|-----------|---|
| 08:30 | 25 MUTTS J substitution in | | | |
| 08:13 | 5 MURPHY S 2pt FG from turnover second chance in the paint, driving layup blocked | | | |
| 08:13 | | | | 2 DUREN J block (2) |
| 08:09 | | | | 23 DANDRIDGE M defensive rebound (8) |
| 08:00 | | | | 10 LOMAX A 3pt FG , pull up jump shot missed |
| 07:56 | 22 ALUMA K defensive rebound (9) | | | |
| 07:41 | 25 MUTTS J 3pt FG , jump shot missed | | | |
| 07:38 | | | | 12 WILLIAMS D defensive rebound (5) |
| 07:24 | | | | 2 DUREN J 2pt FG outside the paint, jump shot missed |
| 07:21 | 0 CATTOOR H defensive rebound (3) | | | |
| 07:03 | 0 CATTOOR H foul drawn (2) | | | 12 WILLIAMS D foul shooting (3 - 7) |
| 07:03 | Timeout media | | | |
| 07:03 | 1 N'GUESSAN D substitution out | | | |
| 07:03 | 4 ALLEYNE N substitution in | | | |
| 07:03 | | | | 23 DANDRIDGE M substitution out |
| 07:03 | | | | 11 QUINONES L substitution in |
| 07:03 | 0 CATTOOR H free throw 1 - 2 made (6) | 46-53 | -7 | |
| 07:03 | 0 CATTOOR H free throw 2 - 2 missed | | | |
| 07:03 | 25 MUTTS J offensive rebound (9) | | | |
| 07:03 | 0 CATTOOR H 3pt FG second chance, jump shot made (9) | 49-53 | -4 | |
| 07:03 | 4 ALLEYNE N assist (4) | | | |
| 06:38 | | | | 1 BATES E 3pt FG , pull up jump shot missed |
| 06:35 | | | | 12 WILLIAMS D offensive rebound (6) |
| 06:31 | | | | 12 WILLIAMS D 2pt FG second chance in the paint, driving layup missed |
| 06:28 | | | | 12 WILLIAMS D offensive rebound (7) |
| 06:27 | | 49-55 | -6 | 12 WILLIAMS D 2pt FG second chance in the paint, layup made (14) |
| 06:25 | | | | 12 WILLIAMS D foul class A technical (4 - 8) |
| 06:25 | 4 ALLEYNE N free throw 1 - 2 made (14) | 50-55 | -5 | |
| 06:25 | 4 ALLEYNE N free throw 2 - 2 made (15) | 51-55 | -4 | |
| 06:08 | 22 ALUMA K 2pt FG in the paint, layup missed | | | |
| 06:05 | 25 MUTTS J offensive rebound (10) | | | |
| 06:04 | 25 MUTTS J 2pt FG second chance in the paint, layup made (7) | 53-55 | -2 | |
| 05:32 | | | | turnover shot clock (13) |
| 05:31 | | | | 12 WILLIAMS D substitution out |
| 05:31 | | | | 3 NOLLEY II L substitution in |
| 05:04 | 22 ALUMA K foul drawn (6) | | | 2 DUREN J foul personal (3 - 9) |
| 05:04 | | | | 10 LOMAX A substitution out |
| 05:04 | | | | 14 HARRIS T substitution in |
| 05:04 | 22 ALUMA K 1&1 free throw 1 missed | | | |
| 05:04 | | | | 2 DUREN J defensive rebound (4) |
| 04:52 | | | | 1 BATES E 2pt FG in the paint, driving layup missed |
| 04:49 | 22 ALUMA K defensive rebound (10) | | | |
| 04:41 | 4 ALLEYNE N 3pt FG , pull up jump shot made (18) | 56-55 | 1 | |
| 04:36 | | | | Timeout 30 Sec |
| 04:26 | | 56-58 | -2 | 3 NOLLEY II L 3pt FG , jump shot made (5) |
| 04:26 | | | | 11 QUINONES L assist (1) |
| 04:02 | 4 ALLEYNE N 3pt FG , jump shot missed | | | |



#9 Memphis at Virginia Tech

11/24/21 Barclays Center, Brooklyn, NY
2021 Upsie NIT Season Tip-Off

Game Time: 9:30 PM
Game Duration: 2:08
Attendance: 2,804

Officials: Bo Boroski, Brian Ansinger, Matt Potter

| Game Time | VT | Score | Diff | MEM |
|-----------|--|--------------|-----------|---|
| 03:58 | | | | 1 BATES E defensive rebound (3) |
| 03:42 | 4 ALLEYNE N foul shooting (3 - 6) | | | 1 BATES E foul drawn (2) |
| 03:42 | Timeout media | | | |
| 03:42 | | | | 14 HARRIS T substitution out |
| 03:42 | | | | 12 WILLIAMS D substitution in |
| 03:42 | | | | 1 BATES E free throw 1 - 2 missed |
| 03:42 | | | | offensive dead ball rebound (1) |
| 03:42 | | 56-59 | -3 | 1 BATES E free throw 2 - 2 made (5) |
| 03:42 | | | | 1 BATES E substitution out |
| 03:42 | | | | 3 NOLLEY II L substitution out |
| 03:42 | | | | 0 TIMBERLAKE E substitution in |
| 03:42 | | | | 10 LOMAX A substitution in |
| 03:25 | 0 CATTOOR H 3pt FG , pull up jump shot missed | | | |
| 03:20 | 25 MUTTS J offensive rebound (11) | | | |
| 03:09 | 22 ALUMA K 3pt FG second chance, jump shot missed | | | |
| 03:06 | | | | 12 WILLIAMS D defensive rebound (8) |
| 02:37 | | | | 2 DUREN J 2pt FG in the paint, turnaround jump shot missed |
| 02:34 | 4 ALLEYNE N defensive rebound (4) | | | |
| 02:27 | 4 ALLEYNE N 2pt FG in the paint, driving layup missed | | | |
| 02:23 | | | | 12 WILLIAMS D defensive rebound (9) |
| 02:09 | | | | 10 LOMAX A 2pt FG in the paint, pull up jump shot missed |
| 02:05 | | | | 2 DUREN J offensive rebound (5) |
| 02:04 | 25 MUTTS J foul shooting (2 - 7) | | | 2 DUREN J foul drawn (1) |
| 02:04 | Timeout 60 Sec | | | |
| 02:04 | | | | 0 TIMBERLAKE E substitution out |
| 02:04 | | | | 10 LOMAX A substitution out |
| 02:04 | | | | 1 BATES E substitution in |
| 02:04 | | | | 3 NOLLEY II L substitution in |
| 02:04 | | | | 2 DUREN J free throw 1 - 2 missed |
| 02:04 | | | | offensive dead ball rebound (2) |
| 02:04 | | | | 2 DUREN J free throw 2 - 2 missed |
| 02:04 | 25 MUTTS J defensive rebound (12) | | | |
| 01:52 | 22 ALUMA K 2pt FG in the paint, layup missed | | | |
| 01:50 | | | | 11 QUINONES L defensive rebound (1) |
| 01:34 | | | | 12 WILLIAMS D 2pt FG in the paint, hook shot missed |
| 01:29 | | | | 2 DUREN J offensive rebound (6) |
| 01:29 | | 56-61 | -5 | 2 DUREN J 2pt FG second chance in the paint, layup made (6) |
| 01:11 | 22 ALUMA K 3pt FG , jump shot missed | | | |
| 01:09 | | | | 2 DUREN J defensive rebound (7) |
| 01:00 | | | | Timeout 30 Sec |
| 00:54 | 25 MUTTS J steal (4) | | | 2 DUREN J turnover lost ball (1) |
| 00:50 | 4 ALLEYNE N 2pt FG fast break from turnover in the paint, driving layup missed | | | |
| 00:50 | | | | 1 BATES E defensive rebound (4) |
| 00:45 | 4 ALLEYNE N foul personal (4 - 8) | | | 1 BATES E foul drawn (3) |
| 00:45 | | 56-62 | -6 | 1 BATES E 1&1 free throw 1 made (6) |
| 00:45 | | 56-63 | -7 | 1 BATES E 1&1 free throw 2 made (7) |
| 00:45 | | | | 1 BATES E substitution out |
| 00:45 | | | | 10 LOMAX A substitution in |



#9 Memphis at Virginia Tech

11/24/21 Barclays Center, Brooklyn, NY
2021 Upsie NIT Season Tip-Off

Game Time: 9:30 PM
Game Duration: 2:08
Attendance: 2,804

Officials: Bo Boroski, Brian Ansinger, Matt Potter

| Game Time | VT | Score | Diff | MEM |
|---------------------|---|--------------|------------|--|
| 00:35 | 25 MUTTS J turnover travel (3) | | | |
| 00:35 | | | | 2 DUREN J substitution out |
| 00:35 | | | | 1 BATES E substitution in |
| 00:35 | 0 CATTOOR H substitution out | | | |
| 00:35 | 13 MADDOX D substitution in | | | |
| 00:26 | 22 ALUMA K foul personal (4 - 9) | | | 1 BATES E foul drawn (4) |
| 00:26 | 13 MADDOX D substitution out | | | |
| 00:26 | 0 CATTOOR H substitution in | | | |
| 00:26 | | 56-64 | -8 | 1 BATES E 1&1 free throw 1 made (8) |
| 00:26 | | 56-65 | -9 | 1 BATES E 1&1 free throw 2 made (9) |
| 00:19 | 5 MURPHY S 2pt FG fast break in the paint, driving layup made (5) | 58-65 | -7 | |
| 00:19 | Timeout 30 Sec | | | |
| 00:19 | 0 CATTOOR H substitution out | | | |
| 00:19 | 4 ALLEYNE N substitution out | | | |
| 00:19 | 3 PEDULLA S substitution in | | | |
| 00:19 | 13 MADDOX D substitution in | | | |
| 00:18 | 5 MURPHY S foul personal (3 - 10) | | | 10 LOMAX A foul drawn (4) |
| 00:18 | | 58-66 | -8 | 10 LOMAX A free throw 1 - 2 made (6) |
| 00:18 | 3 PEDULLA S substitution out | | | |
| 00:18 | 13 MADDOX D substitution out | | | |
| 00:18 | 0 CATTOOR H substitution in | | | |
| 00:18 | 4 ALLEYNE N substitution in | | | |
| 00:18 | | 58-67 | -9 | 10 LOMAX A free throw 2 - 2 made (7) |
| 00:09 | 5 MURPHY S 2pt FG outside the paint, jump shot missed | | | |
| 00:06 | 22 ALUMA K offensive rebound (11) | | | |
| 00:05 | 4 ALLEYNE N 3pt FG second chance, jump shot missed | | | |
| 00:04 | | | | 12 WILLIAMS D defensive rebound (10) |
| 00:04 | 22 ALUMA K foul personal (5 - 11) | | | 12 WILLIAMS D foul drawn (3) |
| 00:04 | 22 ALUMA K substitution out | | | |
| 00:04 | 1 N'GUESSAN D substitution in | | | |
| 00:04 | | 58-68 | -10 | 12 WILLIAMS D free throw 1 - 2 made (15) |
| 00:04 | | 58-69 | -11 | 12 WILLIAMS D free throw 2 - 2 made (16) |
| 00:00 | 4 ALLEYNE N foul drawn (6) | | | 1 BATES E foul personal (3 - 10) |
| 00:00 | 4 ALLEYNE N free throw 1 - 3 made (19) | 59-69 | -10 | |
| 00:00 | 4 ALLEYNE N free throw 2 - 3 made (20) | 60-69 | -9 | |
| 00:00 | 4 ALLEYNE N free throw 3 - 3 made (21) | 61-69 | -8 | |
| END OF GAME | | | | |
| VT 61-69 MEM | | | | |



#9 Memphis at Virginia Tech

11/24/21 Barclays Center, Brooklyn, NY
2021 Upsie NIT Season Tip-Off

Game Time: 9:30 PM
Game Duration: 2:08
Attendance: 2,804

Officials: Bo Boroski, Brian Ansinger, Matt Potter

#9 Memphis - 36

| NO. | Name | F | Min | FG | | | Rebounds | | | Fouls | | TP | AS | TO | ST | Blocks | | +/- |
|---------------|-------------------|---|-------|-------|-----|------|----------|----|-----|-------|----|----|----|----|----|--------|----|-----|
| | | | | M-A | M-A | M-A | OR | DR | TOT | PF | FD | | | | | BS | BA | |
| 1 | Emoni Bates | F | 16:02 | 2-9 | 0-4 | 5-6 | 0 | 3 | 3 | 1 | 4 | 9 | 0 | 0 | 0 | 0 | 0 | 4 |
| 3 | Landers Nolley II | F | 11:56 | 2-4 | 1-1 | 0-0 | 1 | 1 | 2 | 0 | 0 | 5 | 1 | 0 | 1 | 0 | 0 | 7 |
| 12 | DeAndre Williams | F | 09:56 | 3-6 | 1-1 | 2-2 | 3 | 4 | 7 | 3 | 1 | 9 | 0 | 0 | 0 | 0 | 0 | 0 |
| 2 | Jalen Duren | C | 17:14 | 3-7 | 0-0 | 0-2 | 3 | 4 | 7 | 1 | 1 | 6 | 0 | 1 | 1 | 2 | 0 | 3 |
| 11 | Lester Quinones | G | 12:56 | 0-0 | 0-0 | 0-0 | 0 | 1 | 1 | 1 | 0 | 0 | 1 | 0 | 0 | 1 | 0 | 0 |
| 10 | Alex Lomax | | 12:00 | 0-3 | 0-1 | 2-2 | 1 | 1 | 2 | 1 | 3 | 2 | 2 | 1 | 0 | 0 | 0 | -1 |
| 0 | Earl Timberlake | | 05:32 | 0-0 | 0-0 | 0-0 | 0 | 1 | 1 | 2 | 0 | 0 | 0 | 0 | 0 | 0 | 0 | 3 |
| 25 | Jayden Hardaway | | 03:54 | 1-1 | 1-1 | 0-0 | 0 | 0 | 0 | 0 | 0 | 3 | 0 | 0 | 0 | 0 | 0 | 3 |
| 14 | Tyler Harris | | 05:10 | 0-0 | 0-0 | 0-0 | 0 | 0 | 0 | 0 | 0 | 0 | 0 | 0 | 0 | 0 | 0 | 3 |
| 23 | Malcolm Dandridge | | 05:20 | 1-2 | 0-0 | 0-1 | 1 | 2 | 3 | 1 | 2 | 2 | 1 | 1 | 1 | 0 | 0 | 3 |
| Team | | | | | | | 0 | 1 | 1 | | | 0 | | 1 | | | | |
| Totals | | | | 12-32 | 3-8 | 9-13 | 9 | 18 | 27 | 10 | 11 | 36 | 5 | 4 | 3 | 3 | 0 | 5 |

| Shooting By Period | | |
|---------------------|-------|-------|
| 2 nd FG% | 12-32 | 37.5% |
| 3PT% | 3-8 | 37.5% |
| FT% | 9-13 | 69.2% |
| GM FG% | 12-32 | 37.5% |
| 3PT% | 3-8 | 37.5% |
| FT% | 9-13 | 69.2% |

Dead Ball Rebounds: 2, 0

Technical Fouls: Dandridge 2nd 8:33 Williams 2nd 6:25

Virginia Tech - 31

| NO. | Name | F | Min | FG | | | Rebounds | | | Fouls | | TP | AS | TO | ST | Blocks | | +/- |
|---------------|-----------------|---|-------|-------|------|------|----------|----|-----|-------|----|----|----|----|----|--------|----|-----|
| | | | | M-A | M-A | M-A | OR | DR | TOT | PF | FD | | | | | BS | BA | |
| 22 | Keve Aluma | F | 18:40 | 3-11 | 0-2 | 1-2 | 3 | 3 | 6 | 4 | 4 | 7 | 0 | 0 | 0 | 0 | 1 | -6 |
| 25 | Justyn Mutts | F | 19:33 | 2-3 | 0-1 | 0-0 | 3 | 5 | 8 | 1 | 2 | 4 | 1 | 2 | 2 | 0 | 0 | -3 |
| 0 | Hunter Cattoor | G | 15:22 | 2-5 | 1-3 | 1-3 | 0 | 2 | 2 | 2 | 1 | 6 | 0 | 0 | 0 | 0 | 0 | -3 |
| 4 | Nahiem Alleyne | G | 18:05 | 1-7 | 1-4 | 7-7 | 0 | 2 | 2 | 2 | 2 | 10 | 3 | 0 | 0 | 0 | 0 | -2 |
| 5 | Storm Murphy | G | 20:00 | 1-5 | 0-2 | 0-0 | 0 | 1 | 1 | 2 | 0 | 2 | 0 | 2 | 0 | 0 | 2 | -5 |
| 13 | Darius Maddox | | 05:05 | 1-1 | 0-0 | 0-0 | 0 | 0 | 0 | 0 | 0 | 2 | 0 | 0 | 0 | 0 | 0 | -4 |
| 21 | John Ojiako | | 01:16 | 0-0 | 0-0 | 0-0 | 0 | 0 | 0 | 0 | 0 | 0 | 0 | 0 | 0 | 0 | 0 | 0 |
| 1 | David N'Guessan | | 01:58 | 0-0 | 0-0 | 0-0 | 0 | 0 | 0 | 0 | 0 | 0 | 0 | 0 | 0 | 0 | 0 | -1 |
| 3 | Sean Pedulla | | 00:01 | 0-0 | 0-0 | 0-0 | 0 | 0 | 0 | 0 | 0 | 0 | 0 | 0 | 0 | 0 | 0 | -1 |
| Team | | | | | | | 0 | 0 | 0 | | | 0 | | 0 | | | | |
| Totals | | | | 10-32 | 2-12 | 9-12 | 6 | 13 | 19 | 11 | 9 | 31 | 4 | 4 | 2 | 0 | 3 | -5 |

| Shooting By Period | | |
|---------------------|-------|-------|
| 2 nd FG% | 10-32 | 31.3% |
| 3PT% | 2-12 | 16.7% |
| FT% | 9-12 | 75% |
| GM FG% | 10-32 | 31.3% |
| 3PT% | 2-12 | 16.7% |
| FT% | 9-12 | 75.0% |

Dead Ball Rebounds: 1, 0

Technical Fouls: NONE

| | MEM | VT |
|------------------|---------------------------|--------------------------|
| Biggest lead | 11 (2 nd 0:04) | 1 (2 nd 4:41) |
| Best Scoring Run | 10 (2 nd 0:26) | 7 (2 nd 4:41) |
| Lead Changes | 2 | |
| Times Tied | 0 | |
| Time with Lead | 19:11 | 00:15 |

| | MEM | VT |
|---------------|-----|----|
| Points from | | |
| Turnovers | 4 | 0 |
| Paint | 16 | 12 |
| Second Chance | 6 | 5 |
| Fast Breaks | 2 | 6 |
| Bench | 7 | 2 |

| | Period by Period Scoring | | |
|-----|--------------------------|-----|-----|
| | 1st | 2nd | TOT |
| MEM | 33 | 36 | 69 |
| VT | 30 | 31 | 61 |



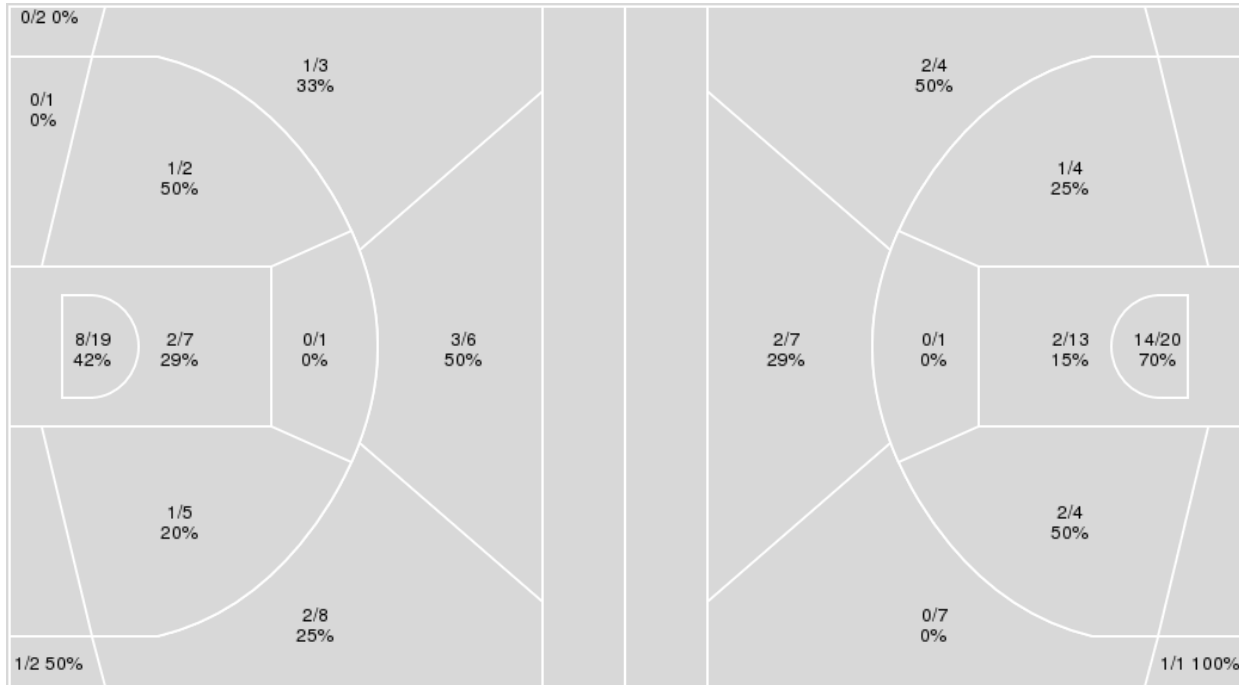
Officials: Bo Boroski, Brian Anslinger, Matt Potter

{ Players => All; } FG Types => All; Results => All;

{ Players => All; } FG Types => All; Results => All;

Virginia Tech

#9 Memphis



| Virginia Tech | M/A | % |
|---------------|-------|----|
| Field Goals | 19/56 | 34 |
| 2 Points | 12/35 | 34 |
| 3 Points | 7/21 | 33 |
| Free Throws | 16/22 | 73 |

| #9 Memphis | M/A | % |
|-------------|-------|----|
| Field Goals | 24/61 | 39 |
| 2 Points | 19/42 | 45 |
| 3 Points | 5/19 | 26 |
| Free Throws | 16/20 | 80 |



#9 Memphis at Virginia Tech

11/24/21 Barclays Center, Brooklyn, NY
2021 Upsie NIT Season Tip-Off

Game Time: 9:30 PM
Game Duration: 2:08
Attendance: 2,804

Officials: Bo Boroski, Brian Anslinger, Matt Potter

#9 Memphis

| No | Name | Mins | | Score | | Points Diff | | Points per Min | | Assists | | Rebounds | | Steals | | Turnovers | |
|----|-------------------|-------|-------|---------|---------|-------------|-----|----------------|------|---------|-----|----------|-----|--------|-----|-----------|-----|
| | | On | Off | On | Off | On | Off | On | Off | On | Off | On | Off | On | Off | On | Off |
| 0 | Earl Timberlake | 17:05 | 22:55 | 28 - 21 | 41 - 40 | 7 | 1 | 1.64 | 1.79 | 4 | 6 | 18 | 27 | 3 | 5 | 5 | 9 |
| 1 | Emoni Bates | 22:55 | 17:05 | 43 - 37 | 26 - 24 | 6 | 2 | 1.88 | 1.52 | 6 | 4 | 29 | 16 | 5 | 3 | 10 | 4 |
| 2 | Jalen Duren | 22:28 | 17:32 | 37 - 31 | 32 - 30 | 6 | 2 | 1.65 | 1.83 | 6 | 4 | 28 | 17 | 6 | 2 | 6 | 8 |
| 3 | Landers Nolley II | 20:23 | 19:37 | 36 - 30 | 33 - 31 | 6 | 2 | 1.77 | 1.68 | 6 | 4 | 23 | 22 | 4 | 4 | 7 | 7 |
| 4 | Chandler Lawson | 03:34 | 36:26 | 7 - 5 | 62 - 56 | 2 | 6 | 1.96 | 1.70 | 1 | 9 | 4 | 41 | 0 | 8 | 2 | 12 |
| 10 | Alex Lomax | 20:08 | 19:52 | 32 - 31 | 37 - 30 | 1 | 7 | 1.59 | 1.86 | 4 | 6 | 25 | 20 | 6 | 2 | 8 | 6 |
| 11 | Lester Quinones | 28:11 | 11:49 | 48 - 50 | 21 - 11 | -2 | 10 | 1.70 | 1.78 | 7 | 3 | 31 | 14 | 4 | 4 | 9 | 5 |
| 12 | DeAndre Williams | 24:57 | 15:03 | 40 - 42 | 29 - 19 | -2 | 10 | 1.60 | 1.93 | 4 | 6 | 27 | 18 | 5 | 3 | 11 | 3 |
| 14 | Tyler Harris | 12:29 | 27:31 | 24 - 22 | 45 - 39 | 2 | 6 | 1.92 | 1.64 | 4 | 6 | 11 | 34 | 2 | 6 | 2 | 12 |
| 20 | Josh Minott | 02:31 | 37:29 | 2 - 6 | 67 - 55 | -4 | 12 | 0.79 | 1.79 | 0 | 10 | 2 | 43 | 0 | 8 | 2 | 12 |
| 23 | Malcolm Dandridge | 17:14 | 22:46 | 30 - 22 | 39 - 39 | 8 | 0 | 1.74 | 1.71 | 5 | 5 | 18 | 27 | 3 | 5 | 6 | 8 |
| 25 | Jayden Hardaway | 08:05 | 31:55 | 18 - 8 | 51 - 53 | 10 | -2 | 2.23 | 1.60 | 3 | 7 | 9 | 36 | 2 | 6 | 2 | 12 |

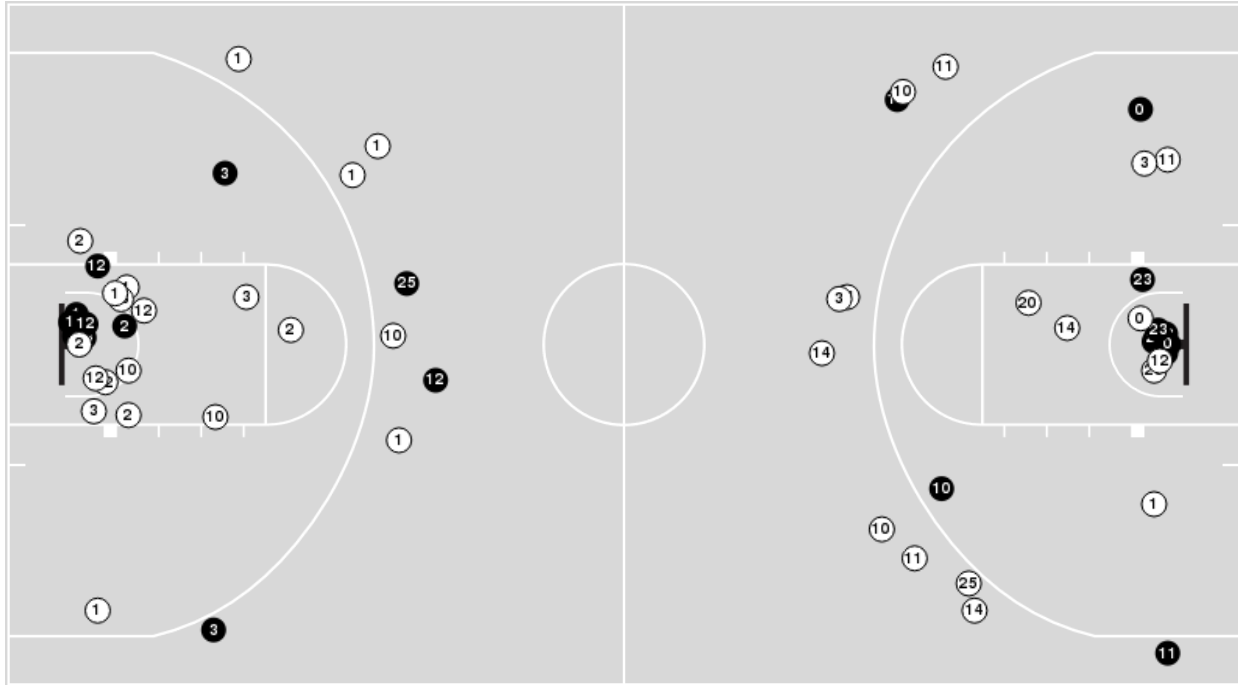
Virginia Tech

| No | Name | Mins | | Score | | Points Diff | | Points per Min | | Assists | | Rebounds | | Steals | | Turnovers | |
|----|-----------------|-------|-------|---------|---------|-------------|-----|----------------|------|---------|-----|----------|-----|--------|-----|-----------|-----|
| | | On | Off | On | Off | On | Off | On | Off | On | Off | On | Off | On | Off | On | Off |
| 0 | Hunter Cattoor | 27:50 | 12:10 | 43 - 45 | 18 - 24 | -2 | -6 | 1.54 | 1.48 | 6 | 4 | 24 | 9 | 6 | 2 | 10 | 3 |
| 1 | David N'Guessan | 04:23 | 35:37 | 5 - 11 | 56 - 58 | -6 | -2 | 1.14 | 1.57 | 0 | 10 | 2 | 31 | 0 | 8 | 0 | 13 |
| 3 | Sean Pedulla | 01:19 | 38:41 | 2 - 3 | 59 - 66 | -1 | -7 | 1.52 | 1.53 | 0 | 10 | 1 | 32 | 1 | 7 | 0 | 13 |
| 4 | Nahiem Alleyne | 36:17 | 03:43 | 57 - 64 | 4 - 5 | -7 | -1 | 1.57 | 1.08 | 10 | 0 | 30 | 3 | 7 | 1 | 13 | 0 |
| 5 | Storm Murphy | 38:35 | 01:25 | 59 - 69 | 2 - 0 | -10 | 2 | 1.53 | 1.41 | 10 | 0 | 30 | 3 | 7 | 1 | 12 | 1 |
| 13 | Darius Maddox | 14:32 | 25:28 | 22 - 26 | 39 - 43 | -4 | -4 | 1.51 | 1.53 | 4 | 6 | 12 | 21 | 3 | 5 | 4 | 9 |
| 21 | John Ojiako | 03:50 | 36:10 | 7 - 7 | 54 - 62 | 0 | -8 | 1.83 | 1.49 | 1 | 9 | 2 | 31 | 1 | 7 | 1 | 12 |
| 22 | Keve Aluma | 36:06 | 03:54 | 51 - 60 | 10 - 9 | -9 | 1 | 1.41 | 2.56 | 9 | 1 | 31 | 2 | 7 | 1 | 12 | 1 |
| 25 | Justyn Mutts | 37:08 | 02:52 | 59 - 60 | 2 - 9 | -1 | -7 | 1.59 | 0.70 | 10 | 0 | 33 | 0 | 8 | 0 | 13 | 0 |

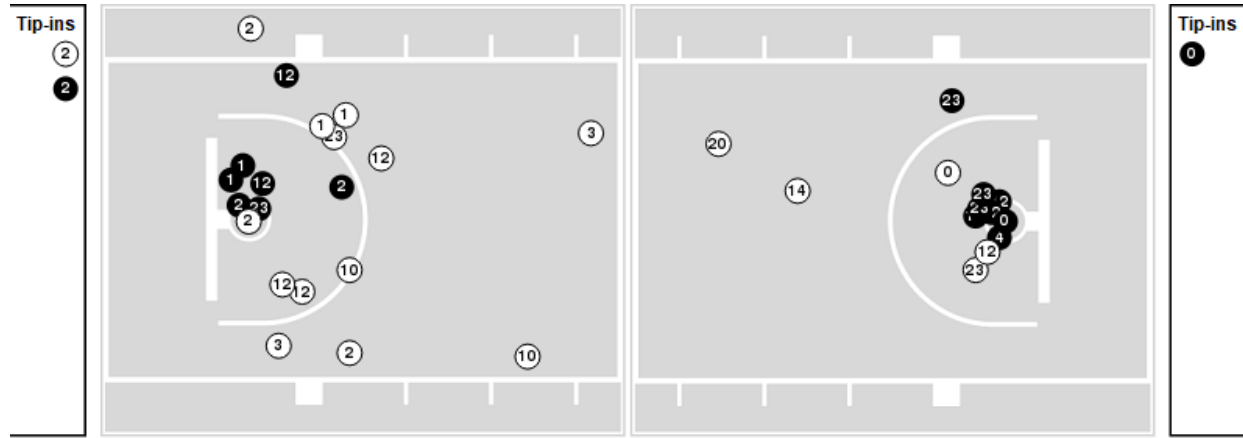


Players => AllFG Types=>AllResults=>All
#9 Memphis

All Field Goals



Blow Up Chart



● Made ○ Missed N - Player Number

| #9 Memphis | M/A | % |
|-------------|-------|----|
| Field Goals | 24/61 | 39 |
| 2 Points | 19/42 | 45 |
| 3 Points | 5/19 | 26 |
| Free Throws | 16/20 | 80 |

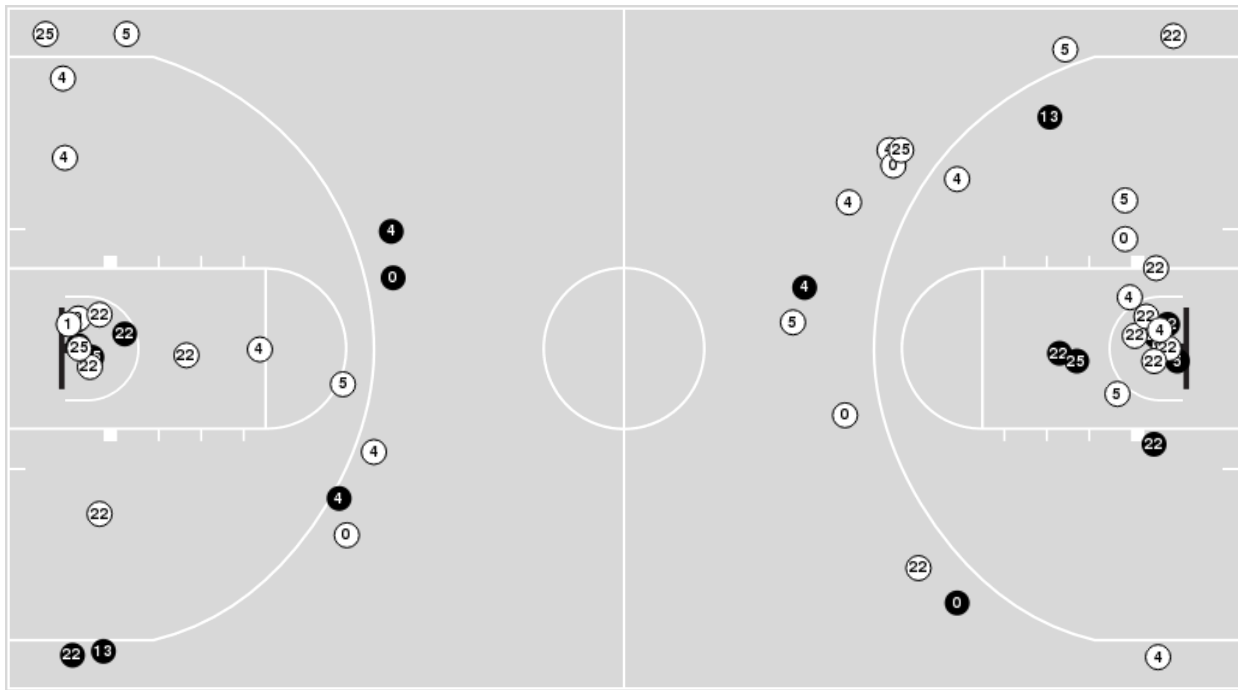
| #9 Memphis | M/A | % |
|----------------------|--------------|----|
| Points in the Paint | 32 (16 / 33) | 48 |
| Fast Break Points | 11 (6/11) | 55 |
| Second Chance Points | 12 (6/14) | 43 |
| Effective FG% | 43 | |



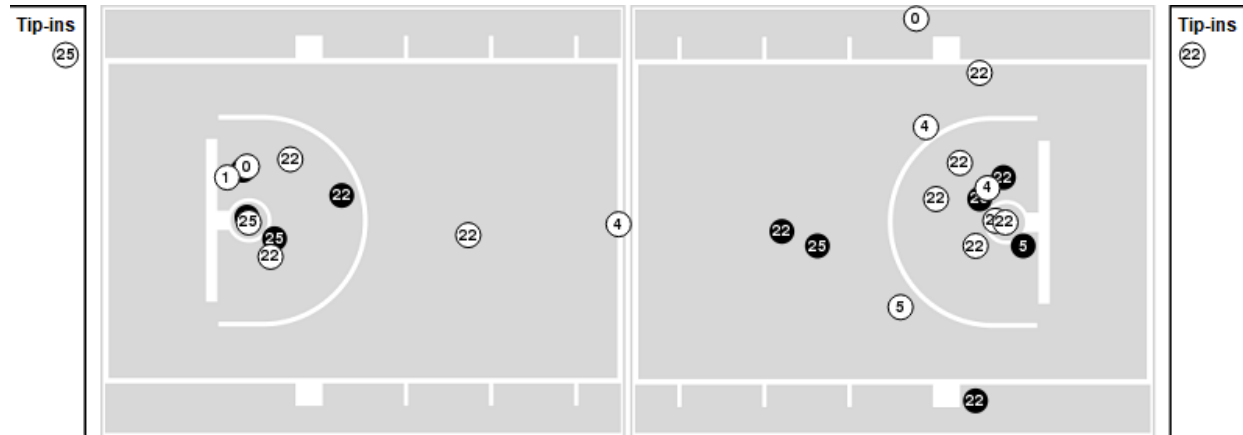
Players => AllFG Types=>AllResults=>All

Virginia Tech

All Field Goals



Blow Up Chart



● Made ○ Missed N - Player Number

| Virginia Tech | M/A | % |
|---------------|-------|----|
| Field Goals | 19/56 | 34 |
| 2 Points | 12/35 | 34 |
| 3 Points | 7/21 | 33 |
| Free Throws | 16/22 | 73 |

| Virginia Tech | M/A | % |
|----------------------|--------------|----|
| Points in the Paint | 20 (10 / 26) | 38 |
| Fast Break Points | 9 (5/7) | 71 |
| Second Chance Points | 7 (4/11) | 36 |
| Effective FG% | 40 | |



#9 Memphis at Virginia Tech

11/24/21 Barclays Center, Brooklyn, NY
2021 Upsie NIT Season Tip-Off

Game Time: 9:30 PM
Game Duration: 2:08
Attendance: 2,804

Officials: Bo Boroski, Brian Anslinger, Matt Potter

#9 Memphis

| Lineup | Quarter On | Time On | Quarter Off | Time Off | Time on Court | Score | Score Diff | Reb | Stl | Tov | Ass | PPP |
|---|------------|---------|-------------|----------|---------------|-------|------------|-----|-----|-----|-----|--------|
| 1- Bates E/2- Duren J/3- Nolley II L/11- Quinones L/12- Williams D/ | 1 | 20:00 | 1 | 16:16 | 03:44 | 9-7 | 2 | 3 | 0 | 1 | 2 | 1.2857 |
| 1- Bates E/2- Duren J/3- Nolley II L/10- Lomax A/12- Williams D/ | 1 | 16:16 | 1 | 15:37 | 00:39 | 1-0 | 1 | 0 | 2 | 1 | 0 | 0.6944 |
| 1- Bates E/3- Nolley II L/10- Lomax A/12- Williams D/23- Dandridge M/ | 1 | 15:37 | 1 | 15:09 | 00:28 | 0-0 | 0 | 1 | 0 | 1 | 0 | 0.0000 |
| 0- Timberlake E/1- Bates E/10- Lomax A/12- Williams D/23- Dandridge M/ | 1 | 15:09 | 1 | 14:36 | 00:33 | 0-0 | 0 | 1 | 0 | 1 | 0 | 0.0000 |
| 0- Timberlake E/4- Lawson C/10- Lomax A/23- Dandridge M/25- Hardaway J/ | 1 | 14:36 | 1 | 12:11 | 02:25 | 7-2 | 5 | 3 | 0 | 0 | 1 | 2.3333 |
| 0- Timberlake E/4- Lawson C/10- Lomax A/11- Quinones L/23- Dandridge M/ | 1 | 12:11 | 1 | 11:37 | 00:34 | 0-2 | -2 | 0 | 0 | 1 | 0 | 0.0000 |
| 0- Timberlake E/2- Duren J/4- Lawson C/10- Lomax A/11- Quinones L/ | 1 | 11:37 | 1 | 11:23 | 00:14 | 0-0 | 0 | 1 | 0 | 0 | 0 | 0.0000 |
| 2- Duren J/3- Nolley II L/10- Lomax A/11- Quinones L/12- Williams D/ | 1 | 11:23 | 1 | 10:46 | 00:37 | 0-0 | 0 | 0 | 1 | 0 | 0 | 0.0000 |
| 1- Bates E/3- Nolley II L/11- Quinones L/12- Williams D/20- Minott J/ | 1 | 10:46 | 1 | 09:17 | 01:29 | 0-1 | -1 | 2 | 0 | 2 | 0 | 0.0000 |
| 3- Nolley II L/10- Lomax A/11- Quinones L/12- Williams D/20- Minott J/ | 1 | 09:17 | 1 | 08:15 | 01:02 | 2-5 | -3 | 0 | 0 | 0 | 0 | 1.0638 |
| 3- Nolley II L/10- Lomax A/11- Quinones L/12- Williams D/23- Dandridge M/ | 1 | 08:15 | 1 | 07:47 | 00:28 | 0-0 | 0 | 1 | 0 | 1 | 0 | 0.0000 |
| 0- Timberlake E/11- Quinones L/12- Williams D/14- Harris T/23- Dandridge M/ | 1 | 07:47 | 1 | 01:46 | 06:01 | 10-11 | -1 | 4 | 1 | 1 | 1 | 1.1416 |
| 0- Timberlake E/4- Lawson C/11- Quinones L/14- Harris T/25- Hardaway J/ | 1 | 01:46 | 1 | 01:25 | 00:21 | 0-1 | -1 | 0 | 0 | 1 | 0 | 0.0000 |
| 0- Timberlake E/11- Quinones L/14- Harris T/23- Dandridge M/25- Hardaway J/ | 1 | 01:25 | 1 | 01:08 | 00:17 | 2-0 | 2 | 1 | 0 | 0 | 0 | 2.0000 |
| 0- Timberlake E/10- Lomax A/14- Harris T/23- Dandridge M/25- Hardaway J/ | 1 | 01:08 | 1 | 00:28 | 00:40 | 0-1 | -1 | 1 | 0 | 0 | 0 | 0.0000 |
| 0- Timberlake E/10- Lomax A/11- Quinones L/23- Dandridge M/25- Hardaway J/ | 1 | 00:28 | 2 | 20:00 | 00:28 | 2-0 | 2 | 0 | 1 | 0 | 1 | 2.0000 |
| 1- Bates E/2- Duren J/3- Nolley II L/11- Quinones L/12- Williams D/ | 2 | 20:00 | 2 | 16:50 | 03:10 | 5-5 | 0 | 2 | 1 | 0 | 1 | 1.0000 |
| 1- Bates E/2- Duren J/3- Nolley II L/10- Lomax A/11- Quinones L/ | 2 | 16:50 | 2 | 14:07 | 02:43 | 2-2 | 0 | 5 | 0 | 0 | 1 | 0.6667 |
| 0- Timberlake E/1- Bates E/2- Duren J/10- Lomax A/25- Hardaway J/ | 2 | 14:07 | 2 | 12:23 | 01:44 | 4-2 | 2 | 2 | 1 | 1 | 0 | 1.0000 |
| 0- Timberlake E/3- Nolley II L/14- Harris T/23- Dandridge M/25- Hardaway J/ | 2 | 12:23 | 2 | 10:13 | 02:10 | 3-2 | 1 | 2 | 0 | 0 | 1 | 1.0000 |
| 1- Bates E/2- Duren J/10- Lomax A/14- Harris T/23- Dandridge M/ | 2 | 10:13 | 2 | 08:35 | 01:38 | 6-4 | 2 | 1 | 1 | 0 | 1 | 2.0000 |
| 1- Bates E/2- Duren J/10- Lomax A/12- Williams D/23- Dandridge M/ | 2 | 08:35 | 2 | 07:03 | 01:32 | 0-0 | 0 | 3 | 0 | 1 | 0 | 0.0000 |
| 1- Bates E/2- Duren J/10- Lomax A/11- Quinones L/12- Williams D/ | 2 | 07:03 | 2 | 05:31 | 01:32 | 2-8 | -6 | 2 | 0 | 1 | 0 | 1.0000 |
| 1- Bates E/2- Duren J/3- Nolley II L/10- Lomax A/11- Quinones L/ | 2 | 05:31 | 2 | 05:04 | 00:27 | 0-0 | 0 | 0 | 0 | 0 | 0 | 0.0000 |
| 1- Bates E/2- Duren J/3- Nolley II L/11- Quinones L/14- Harris T/ | 2 | 05:04 | 2 | 03:42 | 01:22 | 3-3 | 0 | 2 | 0 | 0 | 1 | 1.5000 |
| 1- Bates E/2- Duren J/3- Nolley II L/11- Quinones L/12- Williams D/ | 2 | 03:42 | 2 | 03:42 | 00:00 | 1-0 | 1 | 0 | 0 | 0 | 0 | 1.1364 |
| 0- Timberlake E/2- Duren J/10- Lomax A/11- Quinones L/12- Williams D/ | 2 | 03:42 | 2 | 02:04 | 01:38 | 0-0 | 0 | 3 | 0 | 0 | 0 | 0.0000 |
| 1- Bates E/2- Duren J/3- Nolley II L/11- Quinones L/12- Williams D/ | 2 | 02:04 | 2 | 00:45 | 01:18 | 4-0 | 4 | 4 | 0 | 1 | 0 | 1.0638 |
| 2- Duren J/3- Nolley II L/10- Lomax A/11- Quinones L/12- Williams D/ | 2 | 00:45 | 2 | 00:35 | 00:10 | 0-0 | 0 | 0 | 0 | 0 | 0 | 0.0000 |
| 1- Bates E/3- Nolley II L/10- Lomax A/11- Quinones L/12- Williams D/ | 2 | 00:35 | 2 | 00:00 | 00:36 | 6-5 | 1 | 1 | 0 | 0 | 0 | 2.2727 |



#9 Memphis at Virginia Tech

11/24/21 Barclays Center, Brooklyn, NY
2021 Upsie NIT Season Tip-Off

Game Time: 9:30 PM
Game Duration: 2:08
Attendance: 2,804

Officials: Bo Boroski, Brian Ansinger, Matt Potter

Virginia Tech

| Lineup | Quarter On | Time On | Quarter Off | Time Off | Time on Court | Score | Score Diff | Reb | Stl | Tov | Ass | PPP |
|---|------------|---------|-------------|----------|---------------|-------|------------|-----|-----|-----|-----|--------|
| 0- Cattoor H/ 4- Alleyne N/ 5- Murphy S/ 22- Aluma K/ 25- Mutts J/ | 1 | 20:00 | 1 | 14:36 | 05:24 | 7-10 | -3 | 2 | 3 | 3 | 2 | 0.7883 |
| 1- N'Guessan D/ 4- Alleyne N/ 5- Murphy S/ 13- Maddox D/ 22- Aluma K/ | 1 | 14:36 | 1 | 12:41 | 01:55 | 0-7 | -7 | 0 | 0 | 0 | 0 | 0.0000 |
| 0- Cattoor H/ 1- N'Guessan D/ 5- Murphy S/ 13- Maddox D/ 22- Aluma K/ | 1 | 12:41 | 1 | 12:11 | 00:30 | 2-0 | 2 | 0 | 0 | 0 | 0 | 2.0000 |
| 0- Cattoor H/ 4- Alleyne N/ 13- Maddox D/ 21- Ojiako J/ 25- Mutts J/ | 1 | 12:11 | 1 | 11:37 | 00:34 | 2-0 | 2 | 1 | 1 | 0 | 0 | 2.0000 |
| 0- Cattoor H/ 4- Alleyne N/ 13- Maddox D/ 22- Aluma K/ 25- Mutts J/ | 1 | 11:37 | 1 | 10:46 | 00:51 | 0-0 | 0 | 2 | 0 | 1 | 0 | 0.0000 |
| 0- Cattoor H/ 4- Alleyne N/ 5- Murphy S/ 22- Aluma K/ 25- Mutts J/ | 1 | 10:46 | 1 | 09:01 | 01:45 | 2-1 | 1 | 3 | 1 | 1 | 0 | 0.5155 |
| 4- Alleyne N/ 5- Murphy S/ 13- Maddox D/ 22- Aluma K/ 25- Mutts J/ | 1 | 09:01 | 1 | 08:15 | 00:46 | 4-1 | 3 | 1 | 0 | 0 | 1 | 2.0000 |
| 4- Alleyne N/ 5- Murphy S/ 13- Maddox D/ 21- Ojiako J/ 25- Mutts J/ | 1 | 08:15 | 1 | 07:12 | 01:03 | 0-1 | -1 | 0 | 0 | 0 | 0 | 0.0000 |
| 0- Cattoor H/ 4- Alleyne N/ 5- Murphy S/ 22- Aluma K/ 25- Mutts J/ | 1 | 07:12 | 1 | 06:49 | 00:23 | 1-1 | 0 | 0 | 0 | 0 | 0 | 2.2727 |
| 4- Alleyne N/ 5- Murphy S/ 13- Maddox D/ 22- Aluma K/ 25- Mutts J/ | 1 | 06:49 | 1 | 06:25 | 00:24 | 1-1 | 0 | 1 | 0 | 1 | 0 | 0.6944 |
| 0- Cattoor H/ 4- Alleyne N/ 5- Murphy S/ 22- Aluma K/ 25- Mutts J/ | 1 | 06:25 | 1 | 03:52 | 02:33 | 6-5 | 1 | 1 | 0 | 1 | 2 | 1.5000 |
| 4- Alleyne N/ 5- Murphy S/ 13- Maddox D/ 22- Aluma K/ 25- Mutts J/ | 1 | 03:52 | 1 | 01:46 | 02:06 | 3-2 | 1 | 2 | 0 | 1 | 1 | 1.0000 |
| 3- Pedulla S/ 5- Murphy S/ 13- Maddox D/ 22- Aluma K/ 25- Mutts J/ | 1 | 01:46 | 1 | 01:25 | 00:21 | 1-0 | 1 | 0 | 1 | 0 | 0 | 1.1364 |
| 3- Pedulla S/ 5- Murphy S/ 13- Maddox D/ 21- Ojiako J/ 25- Mutts J/ | 1 | 01:25 | 1 | 00:28 | 00:57 | 1-2 | -1 | 1 | 0 | 0 | 0 | 1.1364 |
| 0- Cattoor H/ 4- Alleyne N/ 5- Murphy S/ 22- Aluma K/ 25- Mutts J/ | 1 | 00:28 | 2 | 13:24 | 07:04 | 7-11 | -4 | 6 | 0 | 3 | 1 | 0.6119 |
| 4- Alleyne N/ 5- Murphy S/ 13- Maddox D/ 22- Aluma K/ 25- Mutts J/ | 2 | 13:24 | 2 | 10:13 | 03:11 | 4-5 | -1 | 4 | 1 | 0 | 1 | 0.8000 |
| 4- Alleyne N/ 5- Murphy S/ 13- Maddox D/ 21- Ojiako J/ 25- Mutts J/ | 2 | 10:13 | 2 | 08:57 | 01:16 | 4-4 | 0 | 0 | 0 | 1 | 1 | 1.3889 |
| 0- Cattoor H/ 1- N'Guessan D/ 5- Murphy S/ 13- Maddox D/ 22- Aluma K/ | 2 | 08:57 | 2 | 08:30 | 00:27 | 0-2 | -2 | 0 | 0 | 0 | 0 | 0.0000 |
| 0- Cattoor H/ 1- N'Guessan D/ 5- Murphy S/ 22- Aluma K/ 25- Mutts J/ | 2 | 08:30 | 2 | 07:03 | 01:27 | 0-0 | 0 | 2 | 0 | 0 | 0 | 0.0000 |
| 0- Cattoor H/ 4- Alleyne N/ 5- Murphy S/ 22- Aluma K/ 25- Mutts J/ | 2 | 07:03 | 2 | 00:35 | 06:27 | 11-10 | 1 | 6 | 1 | 1 | 1 | 0.9821 |
| 4- Alleyne N/ 5- Murphy S/ 13- Maddox D/ 22- Aluma K/ 25- Mutts J/ | 2 | 00:35 | 2 | 00:26 | 00:10 | 0-0 | 0 | 0 | 0 | 0 | 0 | 0.0000 |
| 0- Cattoor H/ 4- Alleyne N/ 5- Murphy S/ 22- Aluma K/ 25- Mutts J/ | 2 | 00:26 | 2 | 00:19 | 00:07 | 2-2 | 0 | 0 | 0 | 0 | 0 | 2.0000 |
| 3- Pedulla S/ 5- Murphy S/ 13- Maddox D/ 22- Aluma K/ 25- Mutts J/ | 2 | 00:19 | 2 | 00:18 | 00:01 | 0-1 | -1 | 0 | 0 | 0 | 0 | 0.0000 |
| 0- Cattoor H/ 4- Alleyne N/ 5- Murphy S/ 22- Aluma K/ 25- Mutts J/ | 2 | 00:18 | 2 | 00:04 | 00:14 | 0-1 | -1 | 1 | 0 | 0 | 0 | 0.0000 |
| 0- Cattoor H/ 1- N'Guessan D/ 4- Alleyne N/ 5- Murphy S/ 25- Mutts J/ | 2 | 00:04 | 2 | 00:00 | 00:04 | 3-2 | 1 | 0 | 0 | 0 | 0 | 2.2727 |



#9 Memphis at Virginia Tech

11/24/21 Barclays Center, Brooklyn, NY
2021 Upsie NIT Season Tip-Off

Game Time: 9:30 PM
Game Duration: 2:08
Attendance: 2,804

Officials: Bo Boroski, Brian Anslinger, Matt Potter

#9 Memphis

| Lineup | Time | Score | Score Diff | Pts/Min | Reb | Stl | Tov | Ass | PPP |
|---|-------|-------|------------|---------|-----|-----|-----|-----|--------|
| 1- Bates E/ 2- Duren J/ 3- Nolley II L/ 11- Quinones L/ 12- Williams D/ | 08:12 | 19-12 | 7 | 2.3171 | 9 | 1 | 2 | 3 | 1.1418 |
| 0- Timberlake E/ 11- Quinones L/ 12- Williams D/ 14- Harris T/ 23- Dandridge M/ | 06:01 | 10-11 | -1 | 1.6620 | 4 | 1 | 1 | 1 | 1.1416 |
| 1- Bates E/ 2- Duren J/ 3- Nolley II L/ 10- Lomax A/ 11- Quinones L/ | 03:10 | 2-2 | 0 | 0.6316 | 5 | 0 | 0 | 1 | 0.6667 |
| 0- Timberlake E/ 4- Lawson C/ 10- Lomax A/ 23- Dandridge M/ 25- Hardaway J/ | 02:25 | 7-2 | 5 | 2.8966 | 3 | 0 | 0 | 1 | 2.3333 |
| 0- Timberlake E/ 3- Nolley II L/ 14- Harris T/ 23- Dandridge M/ 25- Hardaway J/ | 02:10 | 3-2 | 1 | 1.3846 | 2 | 0 | 0 | 1 | 1.0000 |
| 0- Timberlake E/ 1- Bates E/ 2- Duren J/ 10- Lomax A/ 25- Hardaway J/ | 01:44 | 4-2 | 2 | 2.3077 | 2 | 1 | 1 | 0 | 1.0000 |
| 1- Bates E/ 2- Duren J/ 10- Lomax A/ 14- Harris T/ 23- Dandridge M/ | 01:38 | 6-4 | 2 | 3.6735 | 1 | 1 | 0 | 1 | 2.0000 |
| 0- Timberlake E/ 2- Duren J/ 10- Lomax A/ 11- Quinones L/ 12- Williams D/ | 01:38 | 0-0 | 0 | 0.0000 | 3 | 0 | 0 | 0 | 0.0000 |
| 1- Bates E/ 2- Duren J/ 10- Lomax A/ 12- Williams D/ 23- Dandridge M/ | 01:32 | 0-0 | 0 | 0.0000 | 3 | 0 | 1 | 0 | 0.0000 |
| 1- Bates E/ 2- Duren J/ 10- Lomax A/ 11- Quinones L/ 12- Williams D/ | 01:32 | 2-8 | -6 | 1.3043 | 2 | 0 | 1 | 0 | 1.0000 |
| 1- Bates E/ 3- Nolley II L/ 11- Quinones L/ 12- Williams D/ 20- Minott J/ | 01:29 | 0-1 | -1 | 0.0000 | 2 | 0 | 2 | 0 | 0.0000 |
| 1- Bates E/ 2- Duren J/ 3- Nolley II L/ 11- Quinones L/ 14- Harris T/ | 01:22 | 3-3 | 0 | 2.1951 | 2 | 0 | 0 | 1 | 1.5000 |
| 3- Nolley II L/ 10- Lomax A/ 11- Quinones L/ 12- Williams D/ 20- Minott J/ | 01:02 | 2-5 | -3 | 1.9355 | 0 | 0 | 0 | 0 | 1.0638 |
| 2- Duren J/ 3- Nolley II L/ 10- Lomax A/ 11- Quinones L/ 12- Williams D/ | 00:47 | 0-0 | 0 | 0.0000 | 0 | 1 | 0 | 0 | 0.0000 |
| 0- Timberlake E/ 10- Lomax A/ 14- Harris T/ 23- Dandridge M/ 25- Hardaway J/ | 00:40 | 0-1 | -1 | 0.0000 | 1 | 0 | 0 | 0 | 0.0000 |
| 1- Bates E/ 2- Duren J/ 3- Nolley II L/ 10- Lomax A/ 12- Williams D/ | 00:39 | 1-0 | 1 | 1.5385 | 0 | 2 | 1 | 0 | 0.6944 |
| 1- Bates E/ 3- Nolley II L/ 10- Lomax A/ 11- Quinones L/ 12- Williams D/ | 00:36 | 6-5 | 1 | 10.0000 | 1 | 0 | 0 | 0 | 2.2727 |
| 0- Timberlake E/ 4- Lawson C/ 10- Lomax A/ 11- Quinones L/ 23- Dandridge M/ | 00:34 | 0-2 | -2 | 0.0000 | 0 | 0 | 1 | 0 | 0.0000 |
| 0- Timberlake E/ 1- Bates E/ 10- Lomax A/ 12- Williams D/ 23- Dandridge M/ | 00:33 | 0-0 | 0 | 0.0000 | 1 | 0 | 1 | 0 | 0.0000 |
| 1- Bates E/ 3- Nolley II L/ 10- Lomax A/ 12- Williams D/ 23- Dandridge M/ | 00:28 | 0-0 | 0 | 0.0000 | 1 | 0 | 1 | 0 | 0.0000 |
| 3- Nolley II L/ 10- Lomax A/ 11- Quinones L/ 12- Williams D/ 23- Dandridge M/ | 00:28 | 0-0 | 0 | 0.0000 | 1 | 0 | 1 | 0 | 0.0000 |
| 0- Timberlake E/ 10- Lomax A/ 11- Quinones L/ 23- Dandridge M/ 25- Hardaway J/ | 00:28 | 2-0 | 2 | 4.2857 | 0 | 1 | 0 | 1 | 2.0000 |
| 0- Timberlake E/ 4- Lawson C/ 11- Quinones L/ 14- Harris T/ 25- Hardaway J/ | 00:21 | 0-1 | -1 | 0.0000 | 0 | 0 | 1 | 0 | 0.0000 |
| 0- Timberlake E/ 11- Quinones L/ 14- Harris T/ 23- Dandridge M/ 25- Hardaway J/ | 00:17 | 2-0 | 2 | 7.0588 | 1 | 0 | 0 | 0 | 2.0000 |
| 0- Timberlake E/ 2- Duren J/ 4- Lawson C/ 10- Lomax A/ 11- Quinones L/ | 00:14 | 0-0 | 0 | 0.0000 | 1 | 0 | 0 | 0 | 0.0000 |



#9 Memphis at Virginia Tech

11/24/21 Barclays Center, Brooklyn, NY
2021 Upsie NIT Season Tip-Off

Game Time: 9:30 PM
Game Duration: 2:08
Attendance: 2,804

Officials: Bo Boroski, Brian Anslinger, Matt Potter

Virginia Tech

| Lineup | Time | Score | Score Diff | Pts/Min | Reb | Stl | Tov | Ass | PPP |
|---|-------|-------|------------|---------|-----|-----|-----|-----|--------|
| 0- Cattoor H/ 4- Alleyne N/ 5- Murphy S/ 22- Aluma K/ 25- Mutts J/ | 23:57 | 36-41 | -5 | 1.5031 | 19 | 5 | 9 | 6 | 0.8604 |
| 4- Alleyne N/ 5- Murphy S/ 13- Maddox D/ 22- Aluma K/ 25- Mutts J/ | 06:37 | 12-9 | 3 | 1.8136 | 8 | 1 | 2 | 3 | 1.0490 |
| 4- Alleyne N/ 5- Murphy S/ 13- Maddox D/ 21- Ojiako J/ 25- Mutts J/ | 02:19 | 4-5 | -1 | 1.7266 | 0 | 0 | 1 | 1 | 1.0309 |
| 1- N'Guessan D/ 4- Alleyne N/ 5- Murphy S/ 13- Maddox D/ 22- Aluma K/ | 01:55 | 0-7 | -7 | 0.0000 | 0 | 0 | 0 | 0 | 0.0000 |
| 0- Cattoor H/ 1- N'Guessan D/ 5- Murphy S/ 22- Aluma K/ 25- Mutts J/ | 01:27 | 0-0 | 0 | 0.0000 | 2 | 0 | 0 | 0 | 0.0000 |
| 0- Cattoor H/ 1- N'Guessan D/ 5- Murphy S/ 13- Maddox D/ 22- Aluma K/ | 00:57 | 2-2 | 0 | 2.1053 | 0 | 0 | 0 | 0 | 1.3889 |
| 3- Pedulla S/ 5- Murphy S/ 13- Maddox D/ 21- Ojiako J/ 25- Mutts J/ | 00:57 | 1-2 | -1 | 1.0526 | 1 | 0 | 0 | 0 | 1.1364 |
| 0- Cattoor H/ 4- Alleyne N/ 13- Maddox D/ 22- Aluma K/ 25- Mutts J/ | 00:51 | 0-0 | 0 | 0.0000 | 2 | 0 | 1 | 0 | 0.0000 |
| 0- Cattoor H/ 4- Alleyne N/ 13- Maddox D/ 21- Ojiako J/ 25- Mutts J/ | 00:34 | 2-0 | 2 | 3.5294 | 1 | 1 | 0 | 0 | 2.0000 |
| 3- Pedulla S/ 5- Murphy S/ 13- Maddox D/ 22- Aluma K/ 25- Mutts J/ | 00:22 | 1-1 | 0 | 2.7273 | 0 | 1 | 0 | 0 | 1.1364 |
| 0- Cattoor H/ 1- N'Guessan D/ 4- Alleyne N/ 5- Murphy S/ 25- Mutts J/ | 00:04 | 3-2 | 1 | 45.0000 | 0 | 0 | 0 | 0 | 2.2727 |