



# 2021-22 TIGER BASKETBALL MEMPHIS

## ATHLETICS COMMUNICATIONS CONTACT/INFO:

Michael Schroeder

Office: (901) 678-5787

Cell: (270) 799-8984

Email: michael.schroeder@memphis.edu

## #9/10 MEMPHIS (4-0) VS. RV/RV VIRGINIA TECH (5-0)

NOV. 24 • 8:30 P.M. (CT) • BARCLAYS CENTER (19,000) • BROOKLYN, N.Y.

### BY THE NUMBERS...

7-7

Memphis' all-time record in the Preseason NIT/NIT Season Tip-Off, with its most recent participation coming in 2005 (more on page 3).

1

Player in the nation, **Jalen Duren**, averaging 15.0 points, 10.0 rebounds and 4.5 blocked shots per game so far this season.

2ND

**Jalen Duren's** national rank in both blocked shots per game (4.8) and total blocks (19).

15.5

Points per game averaged by Memphis redshirt-junior guard **Landers Nolley II** as a freshman at Virginia Tech in 2019-20.

3

KenPom top-25 games in the next six for Memphis (Virginia Tech, 25; Alabama, 14; Tennessee, 18); Xavier (31) and Ole Miss (57) are just outside.

### SETTING THE SCENE

- The No. 9/10 Memphis Tigers leave home for the first time this season, heading to Brooklyn, N.Y., to face RV/RV Virginia Tech Wednesday in the first of two games in the NIT Season Tip-Off at Barclays Center.
- Tip-off Wednesday is scheduled for 8:30 p.m. CT on ESPN2.
- The Tigers enter Wednesday's game with a 4-0 record and have defeated their opponents by an average of 22.8 points per game so far this year.
- Virginia Tech enters the game with a 5-0 record and is led by Preseason All-ACC First Team selection **Keve Aluma**.
- Tiger redshirt-junior guard **Landers Nolley II** began his career at Virginia Tech in 2019-20, where he appeared in 32 games with 29 starts.
- He averaged 15.5 points, 5.8 rebounds and 2.4 assists per game with the Hokies, and he was named to the Atlantic Coast Conference All-Freshman Team.
- Nolley II led the Hokies in scoring in 2019-20, becoming the first freshman to do so since Virginia Tech joined the ACC during the 2004-05 season.
- Memphis and Virginia Tech have not played since the 2004-05 season, but the two were Metro Conference rivals from when Virginia Tech joined in 1978-79 until Memphis left after the 1990-91 campaign.
- Memphis won 17 of the 27 Metro matchups.
- The Tigers have played at Barclays Center once previously, defeating North Carolina State, 83-78, on Nov. 28, 2019 as part of the Barclays Cen-

### TIGERS ON TV/RADIO

**Broadcast:** ESPN2 (Rich Hollenberg, play-by-play; Fran Fraschilla, color analyst)

**Radio:** 98.9 THE ROAR OF MEMPHIS (Dave Woloshin, play-by-play; Matt Dillon, color analyst)

**Satellite:** Sirius 84 / XM 84 / SXM App 84

### SCHEDULE/RESULTS (4-0, 0-0 AMERICAN)

#### NOVEMBER (4-0)

9	TENNESSEE TECH (ESPN+)	W, 89-65
13	N. CAROLINA CENTRAL (ESPN+)	W, 90-51
16	SAINT LOUIS (ESPN+)	W, 90-74
19	WESTERN KENTUCKY (ESPN+)	W, 74-62
24	(1) vs. RV/RV Virginia Tech (ESPN2)	8:30 p.m.
26	(1) vs. Iowa State/Xavier	6 / 8:30 p.m.

#### DECEMBER (0-0)

1	at Georgia (SEC Network)	6:15 p.m.
4	at Ole Miss (ESPN2)	11 a.m.
10	MURRAY STATE (ESPN+)	7 p.m.
14	ALABAMA (ESPN2)	8 p.m.
18	(2) vs. Tennessee (ESPN2)	11 a.m.
21	ALABAMA STATE (ESPN+)	7 p.m.
29	at Tulane* (ESPN+)	7 p.m.

#### JANUARY (0-0)

1	at Wichita State* (CBS)	11 a.m.
4	TULSA* (ESPNU)	8 p.m.
9	CINCINNATI* (ABC)	2:30 p.m.
12	at UCF* (ESPN+)	6 p.m.
15	at East Carolina* (ESPN+)	3 p.m.
20	SMU* (ESPN2)	6 p.m.
23	at Tulsa* (ESPN)	2 p.m.
27	EAST CAROLINA* (ESPN2)	8 p.m.

#### FEBRUARY (0-0)

3	at Cincinnati* (ESPN2)	6 p.m.
5	UCF* (ESPN2/U)	7 p.m.
9	TULANE* (ESPN+)	7 p.m.
12	at Houston* (ABC)	2:30 p.m.
20	at SMU* (ESPN)	2 p.m.
24	TEMPLE* (ESPN2)	6 p.m.
27	WICHITA STATE* (ESPN)	2 p.m.

#### MARCH (0-0)

3	at South Florida* (ESPN2/U)	TBA
6	HOUSTON* (CBS)	11 a.m.
10-13	(3) vs. AAC Tournament (ESPN2/U)	TBA

Home games in **blue CAPS**

All times CT

\* American Athletic Conference game

(1) NIT Season Tip-Off (Barclays Center; Brooklyn, N.Y.)

(2) Bridgestone Arena (Nashville, Tenn.)

(3) AAC Tournament (Dickies Arena; Fort Worth, Texas)

### MEMPHIS TIGERS



2021-22 Record	4-0
2021-22 AAC Record	0-0
Ranking (AP/Coaches)	9/10
NCAA Net (2020-21 final)	35
Last Game	(11/19) W, 74-62 vs. Western Ky.
Head Coach	Penny Hardaway
Career Record	67-32 (4th Season)
Record at School	67-32 (4th Season)
Leading Scorer	Jalen Duren (15.0 ppg)
Leading Rebounder	Jalen Duren (10.8 rpg)
Leading Assists	Alex Lomax (3.0 apg)

### VIRGINIA TECH HOKIES



2021-22 Record	5-0
2021-22 ACC Record	0-0
Ranking (AP/Coaches)	RV/RV
NCAA Net (2020-21 final)	51
Last Game	(11/21) W, 72-43 vs. Merrimack
Head Coach	Mike Young
Career Record	335-267 (20th Season)
Record at School	36-23 (3rd Season)
Leading Scorer	Keve Aluma (12.4 ppg)
Leading Rebounder	Justyn Mutts (6.8 rpg)
Leading Assists	Justyn Mutts (3.2 apg)

2021-22 MEMPHIS NUMERICAL ROSTER

NO	NAME	POS	HT	WT	YR	EXP	HOMETOWN / HIGH SCHOOL / LAST SCHOOL
0	Earl Timberlake	G	6-6	220	So.	TR	Washington, D.C. / DeMatha Catholic (Md.) / Miami (Fla.)
1	Emoni Bates	F	6-9	190	Fr.	HS	Ypsilanti, Mich. / Ypsi Prep Academy (Mich.)
2	Jalen Duren	C	6-11	250	Fr.	HS	Sharon Hill, Pa. / Montverde Academy (Fla.)
3	Landers Nolley II	G	6-7	208	r-Jr.	1L	Fairburn, Ga. / Langston Hughes HS / Virginia Tech
4	Chandler Lawson	F	6-7	215	Jr.	TR	Memphis, Tenn. / Wooddale HS / Oregon
5	Johnathan Lawson	G	6-6	185	Fr.	HS	Memphis, Tenn. / Houston HS
10	Alex Lomax	G	6-0	188	Sr.	3L	Memphis, Tenn. / East HS
11	Lester Quinones	G	6-5	208	Jr.	2L	Brentwood, N.Y. / IMG Academy (Fla.)
12	DeAndre Williams	F	6-9	205	Sr.	1L	Houston, Texas / Nation Wide Academy (Okla.) / Evansville
14	Tyler Harris	G	5-9	148	Sr.	TR / 2L	Memphis, Tenn. / Cordova HS / Iowa State
15	John Camden	F	6-8	208	Fr.	HS	Downingtown, Pa. / Brewster Academy (N.H.)
20	Josh Minott	F	6-8	205	Fr.	HS	Boca Raton, Fla. / St. Andrew's School (Fla.)
23	Malcolm Dandridge	C	6-9	250	Jr.	2L	Memphis, Tenn. / East HS
25	Jayden Hardaway	G	6-5	209	r-Jr.	3L	Memphis, Tenn. / IMG Academy (Fla.)
30	Conor Glennon	G	5-10	172	So.	1L	Chicago, Ill. / Brother Rice HS
31	Tadarius Jacobs	G	6-1	170	Fr.	HS	Memphis, Tenn. / Bartlett HS
32	Nikc Merriweather	G	5-8	130	Jr.	TR	Memphis, Tenn. / East HS / Southwest Tennessee CC
55	Sam Onu	C	6-11	270	Fr.	HS	Malvern, Pa. / The Phelps School (Pa.)

COACHING & SUPPORT STAFF

**Head Coach** .....Anfernee "Penny" Hardaway (4th Season)  
**Assistant Coach** ..... Cody Toppert (3rd Season)  
**Assistant Coach** ..... Larry Brown (1st Season)  
**Assistant Coach** ..... Rasheed Wallace (1st Season)  
**Assistant to the Head Coach** ..... Shawn Forrest (1st Season)  
**Chief of Staff** ..... Dwight Boyd (4th Season)

**Director of Basketball Operations** ..... Rodney Hamilton (4th Season)  
**Strength and Conditioning Coach** ..... Robb Hornett (1st Season)  
**Director of Scouting** ..... Jordan VerHulst (1st Season)  
**Recruiting Coordinator** ..... Jeremy Kipness (1st Season)  
**Equipment Manager** ..... Ryan McPhail (7th Season)

PRONUNCIATION GUIDE

**EMONI** Bates ..... ee — MAHN — ee  
**Jalen DUREN** ..... DURR — in  
**TADARIUS** Jacobs ..... tuh — DARE — ee — us  
**NICK** Merriweather ..... NICK

Josh **MINOTT** ..... MY — not  
 Sam **ONU** ..... OWE — new  
 Lester **QUINONES** ..... kin — YO — ness

POLL TRACKER

Poll	Associated Press	Coaches
Preseason	12	16
Nov. 15	11	No Poll
Nov. 22	9	10
Nov. 29		
Dec. 6		
Dec. 13		
Dec. 20		
Dec. 27		
Jan. 3		
Jan. 10		
Jan. 17		
Jan. 24		
Jan. 31		
Feb. 7		
Feb. 14		
Feb. 21		
Feb. 28		
March 7		
March 14		
Final		

**Notes:**  
 • Memphis has been ranked in the AP Poll 23 times in the preseason, 16 times in the final poll, and for 310 total weeks  
 • Memphis' No. 12 preseason AP ranking in 2021-22 is its highest since being ranked 11th in the 2011-12 preseason poll

MEMPHIS/OPP COMPARISON & MEMPHIS IN 2021-22 AAC/NCAA STATISTICS

Statistic	Memphis	AAC (thru 11/20)	NCAA (thru 11/20)	Opp
Record	4-0			5-0
Conference Record	0-0			0-0
NCAA NET (final)	35			51
KenPom.com	15			23
Scoring Offense	85.8	1st	40th	76.2
Scoring Defense	63.0	5th	95th	48.2
Scoring Margin	+22.8	1st	32nd	+28.0
Field Goal Percentage	.526	1st	14th	.505
Field Goal Pct. Defense	.336	1st	12th	.343
3-Point Field Goal Pct.	.385	2nd	60th	.425
3-Point FG Pct. Defense	.242	4th	25th	.175
Free Throw Percentage	.646	7th	272nd	.742
Rebounding Offense	42.5	2nd	48th	37.0
Rebounding Defense	35.5	T-5th		30.0
Rebounding Margin	+7.0	3rd	84th	+7.0
Assists per Game	16.0	2nd	69th	14.2
Steals per Game	10.8	1st	22nd	5.4
Blocks per Game	11.0	1st	1st	3.4

SERIES INFORMATION

**Overall Series** ..... Memphis leads 18-12  
 Home ..... Memphis leads 14-2  
 Away ..... Virginia Tech leads 9-4  
 Neutral ..... Virginia Tech leads 0-1  
**Streak** ..... Memphis W1, VT W4 of 6  
**Last VT win** ..... 82-79 in MEM (3/2/91)

**Hardaway as HC vs. Virginia Tech** ..... 0-0  
 • Also never met as a player  
**Young at VT vs. Memphis** ..... 0-0  
 • Also never met as HC at Wofford (2002-19)  
**Notes:**  
 • MEM led 17-10 as Metro Conf. rivals (1979-91)

ter Classic.

- In that game, **Tyler Harris** had 14 points, going 3-of-3 from 3-point range.
- Memphis junior guard **Lester Quinones** is enjoying a homecoming this week, as his hometown of Brentwood on Long Island is approximately 40 miles from Brooklyn.
- Memphis will wrap up its time in New York on Friday night against either Iowa State or No. 25/RV Xavier.

**THE LAST TIME OUT**

- Freshman **Jalen Duren**, who turned 18 years old Thursday, scored 22 points, grabbed 19 rebounds and blocked five shots in a 74-62 win over Western Kentucky Friday night.
- Duren's outing is the second 20, 19 and five game by a Tiger since 2010-11, joining **Precious Achiuwa's** Feb. 29, 2020 game at Tulane where he scored 22 points, had 22 rebounds and swatted five shots.
- No. 11/16 Memphis overcame a 10-point WKU (1-3) lead in the first half, and the Hilltoppers were within six points with 5:55 to play in the game before Memphis pulled away.
- In addition to Duren's outing, the Tigers got 13 points, eight rebounds and three steals from **De-Andre Williams**, and **Earl Timberlake** scored 10 points off the bench.
- **Alex Lomax** added five points, four assists and four steals.
- The Tigers ended the game shooting 46.7 percent (28-60) but went 2-of-16 from 3-point range (.125).
- Memphis made 16 of its 22 free throws (.727).
- The Tigers outrebounded WKU, 44-30.
- The Hilltoppers were led by **Camron Justice's** 18 points, and WKU made 9 of its 26 3-pointers (.346).

**NOTING THE HOKIES**

- Virginia Tech advanced to the NCAA Tournament a season ago and finished the year with a 15-7 record.
- The Hokies, seeded 10th in the tournament, bowed out to seventh-seed Florida in the first round, 75-70 in overtime.
- In that game, **Nahiem Alleyne** scored the second-most points in an NCAA Tournament game in school history with a career-high 28 points.
- He also hit the game-tying 3-pointer with two seconds remaining to send the game into overtime.
- Virginia Tech was picked to finish fifth in the ACC's preseason coaches poll and received five first-place votes.
- Redshirt-senior forward **Keve Aluma** was voted to the Preseason All-ACC First Team and earned 16 votes for Preseason Player of the Year, behind only Duke's **Paolo Banchero**.
- Virginia Tech has one of the nation's most efficient adjusted offenses so far this season, ranking 21st with an estimated 110.4 points scored per possession against the average Division I defense.
- For reference, Memphis is currently 48th with an AdjO of 107.8 points.

**LAST GAME AGAINST VIRGINIA TECH**

- Memphis and Virginia Tech last squared off in the 2005 National Invitation Tournament on March 19, 2005 in Memphis, Tenn.
- The Tigers earned an 83-62 second-round win behind 17 points from **Rodney Carney**.
- Four other Tigers were in double figures, including **Anthony Rice** (16), **Jeremy Hunt** (15), **Darius Washington Jr.** (14) and **Duane Erwin** (13).
- Memphis made 10-of-22 3-pointers, while Virginia Tech was just 2-of-15 from the arc.
- The Tigers defeated Northeastern in the first round of the NIT, 90-65, and went on to knock off Vanderbilt in the quarterfinals, 81-68, to earn a trip to New York City.
- The Tigers fell in the semifinals to Saint Joseph's, 70-58, to end the season with a 22-16 record.

**PRESEASON NIT HISTORY**

- The Tigers have a long history with the Pre-season NIT/NIT Season Tip-Off.
- Memphis is playing in the showcase for the sixth time (1986, 1990, 1994, 1998, 2005, 2021) and holds a 7-7 record entering this year.
- Most recently, the Tigers participated in Nov. 2005, which, coincidentally, also came after playing in the postseason version this season before.
- In 2005, Memphis defeated Wisconsin-Milwaukee and Alabama on campus sites, before knocking off UCLA in the semifinals, 88-80.
- The Tigers fell in the championship game to Duke, 70-67.

**A NEW YORK STATE OF MIND**

- Memphis head coach **Penny Hardaway** and assistant coaches **Larry Brown** and **Rasheed Wallace** all have a history in New York City.
- Hardaway played 83 games for the New York Knicks from 2003-06, where he averaged 8.2 points and 3.5 rebounds per game.
- Brown was the head coach of the Knicks for the 2005-06 season, with Hardaway playing four games for Brown and New York before injuries limited his time ahead of being traded to Orlando in February.
- While coaching the Knicks, Brown earned his 1,000th NBA win on Jan. 13, 2006.
- At the time, he was only the fourth coach in NBA history to win 1,000 games (**Lenny Wilkens**, **Don Nelson**, **Pat Riley**).
- Wallace came out of retirement in 2012-13 and played 21 games for the Knicks, before a stress fracture in his foot limited his playing time and he ultimately retired for a second and final time.

**NO SHORTAGE OF SWATS**

- A season after ranking 11th in the nation in block percentage (.144), the Tigers are back at it at the rim in 2021-22.
- Memphis currently is second in the nation in block percentage, swatting 25.9 percent of its opponents' two-point attempts.
- The Tigers lead the nation in blocked shots per game at 11.0.
- In its first three games, Memphis had games of 14 and 13 blocked shots, which were the most

**TIGERS BY SITUATION**

Category	'21-22	'20-21
All Games	4-0	20-8
Conference Games	0-0	11-4
Non-Con/Postseason	4-0	9-4
Home	4-0	10-1
Away	0-0	4-3
Neutral Site	0-0	5-4
vs. Ranked/RV Opponents	0-0	0-4
vs. Unranked Opponents	4-0	20-4
Winning the Tip	3-0	14-6
Losing the Tip	1-0	6-2
Scoring First	3-0	8-4
Opponent Scores First	1-0	12-4
Leading at Halftime	3-0	18-4
Trailing at Halftime	0-0	2-4
Tied at Halftime	1-0	0-0
Leading with 5:00 to Play	4-0	16-2
Trailing with 5:00 to Play	0-0	1-5
Tied with 5:00 to Play	0-0	3-1
in Overtime	0-0	0-0
Games Decided by 1-3 Points	0-0	2-5
Games Decided by 4-10 Points	0-0	5-2
Games Decided by 11+ Points	4-0	13-1
Shooting 50% or Higher	3-0	5-0
Shooting 40-49%	1-0	11-5
Shooting Less Than 40%	0-0	3-3
Opp. Shooting 50% or Higher	0-0	1-0
Opp. Shooting 40-49%	0-0	8-6
Opp. Shooting Less Than 40%	4-0	11-2
Make More 3FG Than Opp.	3-0	12-3
Make Fewer 3FG Than Opp.	1-0	7-1
3FG Made Are Even	0-0	1-4
Attempt More FT Than Opp.	3-0	12-2
Attempt Fewer FT Than Opp.	1-0	7-6
FT Attempts Are Even	0-0	1-0
More Rebounds Than Opp.	4-0	17-3
Fewer Rebounds Than Opp.	0-0	2-4
Rebounds Are Even	0-0	1-1
More Assists Than Opp.	4-0	16-5
Fewer Assists Than Opp.	0-0	3-3
Assists Are Even	0-0	1-0
Commit More TOs Than Opp.	3-0	5-5
Commit Fewer TOs Than Opp.	1-0	12-2
Turnovers Are Even	0-0	3-1
More Bench Points Than Opp.	1-0	12-5
Fewer Bench Points Than Opp.	3-0	8-3
Bench Points Are Even	0-0	0-0
Scoring 100+ Points	0-0	0-0
Scoring 90-99 Points	2-0	3-0
Scoring 80-89 Points	1-0	5-0
Scoring 70-79 Points	1-0	8-2
Scoring 60-69 Points	0-0	2-3
Scoring Fewer Than 60 Points	0-0	2-3
Allowing 100+ Points	0-0	0-0
Allowing 90-99 Points	0-0	0-0
Allowing 80-89 Points	0-0	0-0
Allowing 70-79 Points	1-0	3-4
Allowing 60-69 Points	2-0	7-2
Allowing Fewer Than 60 Points	1-0	10-2
Following a Win	4-0	12-7
Following a Loss	0-0	8-1

MISCELLANEOUS STATS

10+ Point Games	2021-22	2020-21	Career
Duren	4	--	4
Bates	3	--	3
Nolley II	2	18	45
Harris	2	7	44
Quinones	2	13	30
Williams	2	16	29
Timberlake	1	5	1
Minott	1	--	1
Lomax	0	5	14
Timberlake	0	5	5
Dandridge	0	3	4
C. Lawson	0	1	2

20+ Point Games	2021-22	2020-21	Career
Duren	1	--	1
Nolley II	0	6	15
Williams	0	1	8
Harris	0	1	6
Quinones	0	1	3

30+ Point Games	2021-22	2020-21	Career
Nolley II	0	0	1
Williams	0	0	1

10+ Rebound Games	2021-22	2020-21	Career
Duren	2	--	2
Nolley II	1	2	7
Williams	0	3	8
Quinones	0	5	6
Dandridge	0	1	1

Double-Doubles	2021-22	2020-21	Career
Duren	2	--	2
Williams	0	3	8
Quinones	0	3	4
Nolley II	0	1	4
Dandridge	0	1	1
C. Lawson	0	0	1

Games Led UofM in Scoring	2021-22	2020-21	Career
Harris	1	0	15
Bates	1	--	1
Duren	1	--	1
Nolley II	0	12	12
Quinones	0	2	6
Lomax	0	1	2
Williams	0	1	1
Dandridge	0	0	1

Games Led UofM in Rebounding	2021-22	2020-21	Career
Duren	2	--	2
Quinones	1	5	8
Nolley II	1	1	2
Williams	0	7	7
Lomax	0	0	4
Dandridge	0	2	2

Games Led UofM in Assists*	2021-22	2020-21	Career
Lomax	2	9	42
Nolley II	2	3	5
Williams	1	8	9
Bates	1	--	1
Quinones	0	1	6

Games Led UofM in Steals*	2021-22	2020-21	Career
Williams	1	14	15
Quinones	1	3	8
Hardaway	1	1	3
Lomax	0	9	24
Nolley II	0	9	9
Dandridge	0	2	5

Games Led UofM in Blocked Shots*	2021-22	2020-21	Career
Duren	3	--	3
Dandridge	0	8	8
Lomax	0	0	4
Quinones	0	2	3
Williams	0	3	3
Nolley II	0	2	2

(\*) Harris' previous time at Memphis incomplete

and third-most in a game in the nation at the time.

- The Tigers' 14 blocked shots against Saint Louis on Nov. 16 were their most in a contest since 2014 and just behind of the single-game school record of 15.

50 A MAGIC NUMBER

- Shooting 50.0 percent or better in games seems to be a great indicator of success for the Tigers in recent years.
- Memphis has won 36-straight games when shooting 50.0 percent or better from the floor.
- That includes a 3-0 mark this season.
- The streak dates back to shooting 54.4 percent (31-57) in an 87-74 loss at Cincinnati on Feb. 23, 2017.

DUREN'S DOMINATION

- Freshman **Jalen Duren** threw himself one heck of an 18th birthday party.
- A day after turning 18, Duren recorded 22 points, 19 rebounds and five blocked shots in Memphis' 74-62 win over Western Kentucky on Nov. 19.
- He became the fourth freshman in the nation since 2010-11 to have a 20-point, 19-rebound, five-block game.
- The others are **Tony Mitchell** (North Texas, 2012), **Isaiah Stewart** (Washington, 2020) and **Precious Achiuwa** (Memphis, 2020).
- He earned AAC Freshman of the Week honors for his efforts on the week, which also included 13 points, eight rebounds and six blocked shots against Saint Louis Nov. 16.

NIT CHAMPIONSHIP A PRECURSOR?

- In the season following its five other NIT trips in the 2000s, Memphis averaged 25.8 wins.
- After playing in the 2005 NIT, the Tigers went 137-14 from 2006-09 with four Sweet 16 appearances, three Elite Eights and one national championship game appearance.
- Those other NIT years in the 2000s were 2001, 2002, 2005, 2010 and 2019.

A LOOK AT THE SCHEDULE

- Memphis' 2021-22 schedule features 12 games against teams ranked in the top-65 in KenPom's preseason rankings.
- Furthermore, the Tigers are slated to play five games against squads in KenPom's top-40 (Houston, 11, twice; Tennessee, 13; Alabama, 19; Virginia Tech, 39).
- Memphis is ranked 16th in KenPom's preseason rankings.
- If the Tigers face Xavier (26th) in the NIT Season Tip-Off, that would make it 13 games in KenPom's top-65 and six in the top-40.

AAC SHOWS RESPECT

- The Tigers were picked to finish second in the AAC preseason coaches poll, just behind 2021 Final Four participant Houston.
- In addition, 40 percent of the league's two preseason all-conference teams were Tigers.
- Memphis redshirt-junior **Landers Nolley II** and freshman **Jalen Duren** were voted to the Preseason All-Conference First Team.

CURRENT MEMPHIS STREAKS

All Games	W8
Last Loss:	3/13/21 vs. #7 Houston (76-74)
At FedExForum	W11
Last Loss:	12/21/20 vs. Tulsa (56-49)
On the Road	L1
Last Win:	3/2/21 at USF (73-52)
Neutral Sites	W4
Last Loss:	3/13/21 vs. #7 Houston (76-74)
vs. Ranked Opponents	L3
Last Win:	2/22/20 vs. #22 Houston (60-59)
Non-Conference (Home)	W7
Last Loss:	1/4/20 vs. Georgia (65-62)
Non-Conference (Road/Neutral)	L3
Last Win:	11/25/20 vs. Saint Mary's
American Athletic Conference	L1
Last Win:	3/2/21 at USF (73-52)
American Athletic Conference (Home)	W7
Last Loss:	12/21/20 vs. Tulsa (56-49)
American Athletic Conference (Road)	L1
Last Win:	3/2/21 at USF (73-52)
Games Allowing 75 or Fewer Points	8
Last Without:	3/13/21 vs. #7 Houston (L, 76-74)
Games with a 15-Point Scorer	6
Last Without:	3/25/21 vs. Boise State
Games with an Even/Pos Assist-to-TO Ratio	-3
Last:	11/9/21 vs. Tennessee Tech (21:17)
Games with Rebounding Advantage/Even	8
Last Without:	3/13/21 vs. #7 Houston (29-35)
Games with More Free Throw Attempts	3
Last Without:	11/9/21 vs. Tenn. Tech (11-14)
When Scoring 80+ Points	W11
Last Loss:	2/13/20 at Cincinnati (92-86)
When Scoring 90+ Points	W27
Last Loss:	2/10/16 at Houston (98-90)
When Scoring 100+ Points	W30
Last Loss:	1/30/91 vs. E. Tenn. St (105-102 OT)

- Duren was also selected as the Preseason Rookie of the Year.
- Senior **DeAndre Williams** and freshman **Emoni Bates** were voted to the Preseason All-Conference Second Team.

Coaches Poll (first-place votes in parenthesis)

1. Houston (8)	98
2. <b>Memphis (3)</b>	92
3. SMU	77
4. Wichita State	76
5. UCF	66
6. Cincinnati	52
7. Tulsa	43
8. Temple	37
9. South Florida	25
Tulane	25
11. East Carolina	14

WELCOME BACK

- The Tigers return seven letterwinners from last season's NIT championship team, including three starters.
- Those seven players account for 57.5 percent of the team's scoring from a season ago.
- Memphis brings back three starters in **Landers**



## TIGER TRACKER

### Tyler Harris

- 127 points from 1,000 in his collegiate career
- 308 points shy of becoming the 53rd Tiger to score 1,000 points in his Memphis career
- Climbing the all-time 3-pointers leaderboard:

1.	287	Rodney Carney	2002-06
2.	242	Anthony Rice	2001-05
3.	242	Chris Crawford	2010-14
4.	239	Doneal Mack	2006-10
5.	167	Jeremy Hunt	2002-07
6.	163	Marcus Moody	1997-01
7.	162	Willie Kemp	2006-10
8.	153	Mingo Johnson	1994-96
9.	147	Jeremiah Martin	2015-19
10.	145	<b>Tyler Harris</b>	<b>'18-20, '21-pres.</b>
11.	143	Elliot Perry	1987-91

### Alex Lomax

- 11 games away from 100 in his Memphis career

### Landers Nolley II

- 105 points from 1,000 in his collegiate career

### Lester Quinones

- 419 points shy of becoming the 53rd Tiger to score 1,000 points in his career

**Nolley II, DeAndre Williams and Lester Quinones.**

- Along with the starting trio, the Tigers bring back key contributors **Alex Lomax, Malcolm Dandridge and Jayden Hardaway.**

## NO. 1 RECRUITING CLASS, AGAIN

- For the second time in three seasons, the Tigers welcome the nation's top recruiting class into the fold.
- Along with five-star, top-five recruits **Emoni Bates** and **Jalen Duren**, the Tigers added four-star recruits **John Camden, Johnathan Lawson, Josh Minott** and **Sam Onu.**
- Only four schools, now including Memphis, have inked two top-five players in the same class, according to 247Sports' Composite rankings.
- The Tigers join Duke (2018, 2016), Kentucky (2013, 2011, 2009) and UCLA (2012) as schools to accomplish the feat.

## KEY DIVISION I TRANSFERS

- Along with the returners and the nation's top recruiting class, Memphis' 2021-22 roster is rounded out by three Division I transfers.
- Memphis welcomes back **Tyler Harris**, plus **Chandler Lawson** and **Earl Timberlake**, this season.
- Harris averaged 7.5 points per game in 24 games for Iowa State a season ago, after averaging 9.9 points per contest in 67 games for Memphis in 2018-19 and 2019-20 to start his collegiate career.
- Lawson played the 2019-20 and 2020-21 seasons at Oregon, where he averaged nearly 19 minutes per game and shot 51.5 percent from

the floor over 59 games.

- Timberlake, a former top-30 recruit, spent the 2020-21 campaign at Miami (Fla.) before his season ended early due to injury.

## PRESEASON AWARDS

- Four Tigers found themselves on national award watch lists heading into the 2021-22 campaign:

**Landers Nolley II:** Jerry West SG of the Year

**Emoni Bates:** Julius Erving SF of the Year

**DeAndre Williams:** Karl Malone PF of the Year

**Jalen Duren:** Kareem Abdul-Jabbar C of the Year

- In addition, Bates and Duren are candidates for the Naismith Trophy and the John R. Wooden Most Outstanding Player Award.

## HAVE YOU SEEN THIS COACHING STAFF?

- Between head coach **Penny Hardaway** and assistant coaches **Cody Toppert, Larry Brown** and **Rasheed Wallace**, the Tigers have arguably the most impressive coaching staff in college basketball.
- Toppert, in his third season on the Tiger bench, is regarded as one of the top analytic minds in basketball with experience in the NBA and the NBA G League.
- Brown, a Basketball Hall of Famer, brings 1,098 NBA victories in 26 seasons as an NBA head coach, plus the 1988 NCAA national championship while coaching Kansas.
- Brown and Wallace, a 16-year NBA veteran and four-time All-Star, won the 2004 NBA championship with the Detroit Pistons.
- Between Hardaway and Wallace, Memphis' bench has 30 combined seasons of NBA playing experience, eight NBA All-Star appearances and over 26,000 NBA points.

## MONTHS OF MEMPHIS

- After winning the 2021 NIT title in March, the Tigers continued to dominate the college basketball calendar throughout the offseason:

**July 8:** Larry Brown added to coaching staff

**August 10:** Jalen Duren signs

**August 26:** Rasheed Wallace added to staff

**August 27:** Emoni Bates signs, No. 1 class finalized

## CONSISTENTLY ADDING EXPERIENCE

- One word that describes the 2021-22 Tiger roster, which is different than years past, is "experienced."
- Nine players on the Memphis 2021-22 opening night roster have combined for 495 games of Division I experience entering the season.
- Seven of those have played 50-plus games.
- In 2020-21, the opening night roster had 310 games of Division I experience across 10 players.
- In 2019-20, which also featured the nation's top recruiting class, the Tigers' opening night roster featured seven new signees, two redshirt-freshmen, and one transfer who was eligible.
- That roster had 149 games of experience among four non-freshmen.
- According to KenPom.com, Memphis had the

## AWARDS & HONORS

### 2021-22 PRESEASON

#### Emoni Bates

- Preseason All-AAC Second Team
- Julius Erving SF of the Year Watch List
- Naismith Trophy Watch List
- John R. Wooden Most Outstanding Player Watch List

#### Jalen Duren

- Preseason AAC Rookie of the Year
- Preseason All-AAC First Team
- Kareem Abdul-Jabbar C of the Year Watch List
- Naismith Trophy Watch List
- John R. Wooden Most Outstanding Player Watch List

#### Landers Nolley II

- Preseason All-AAC First Team
- Jerry West SG of the Year Watch List

#### DeAndre Williams

- Preseason All-AAC Second Team
- Karl Malone PF of the Year Watch List

## IN-SEASON

#### Emoni Bates

- AAC Freshman of the Week (Nov. 15)

#### Jalen Duren

- AAC Freshman of the Week (Nov. 22)

### 2020-21 POSTSEASON

#### Landers Nolley II

- All-AAC First Team
- NIT Most Outstanding Player

#### Lester Quinones

- NIT All-Tournament Team

#### Moussa Cisse

- AAC Freshman of the Year
- AAC All-Freshman Team

#### Boogie Ellis

- Sixth Man of the Year
- AAC All-Tournament Team

youngest team in NCAA Division I basketball in 2019-20.

**TALL TALES**

- The average height of Memphis' roster this season is 78.8 inches, which is tied for seventh tallest in the nation and is tops in the AAC.
- The national average is 77.1 inches.

Team	Avg. Height (inches)
1. Stanford	79.5
2. Florida State	79.4
3. Arizona	79.2
USC	79.2
5. Boise State	79.1
6. Syracuse	79.0
7. <b>Memphis</b>	<b>78.8</b>
Gonzaga	78.8
Nevada	78.8
Saint Joseph's	78.8

**UMADE EQUALITY PATCH**

Designed by Memphis Athletics' UMADE leadership group, Tiger student-athletes will be wearing a UMADE Equality Patch during competition.

UMADE (University of Memphis Athletics for Diversity & Equality) was created to focus on issues and projects relating to the stewardship of diversity, inclusion and equality within department operations.

The patch is designed to be "uniquely Memphis." It features the words "Dignity" and "Respect," paying homage to the plea from the late Dr. Martin Luther King Jr. during his final speech delivered in Memphis prior to his assassination at the Lorraine Hotel.

The logo also includes eight stars representing the 'Memphis State 8,' the first African American students to take classes at the University in 1959.

The hands represent the athletic department's commitment to diversity, equality and inclusion for all its student-athletes, coaches and staff.



**DEFENSE! DEFENSE!**

- One of head coach **Penny Hardaway's** hallmarks has been tough defensive play.
- Here is an overview of where the Tigers have ranked nationally over the last two seasons in key defensive categories:

Stat	2020-21	2019-20
Scoring D	19th	52nd
FG% D	5th	1st
3FG% D	2nd	5th
D rebs/gm	30th	5th
Blocks/gm	18th	6th
Steals/gm	12th	47th

**ANALYZING ADVANCED METRICS**

- Advanced metrics have also shined the spotlight on the Tigers in recent seasons.
- The Tigers led the nation in adjusted defensive efficiency (an estimate of the points allowed per 100 possessions against the average D-I offense) last season after being fifth in 2019-20.
- In effective field goal percentage defense (which takes into account how 3-pointers are more valuable than two-pointers), the two rankings were flipped (5th, 2020-21; 1st, 2019-20).
- The Tigers were second in effective 3-point percentage defense a season ago and third in 2019-20.
- Memphis has been one of the nation's top shot-blocking teams over the last two seasons as well.
- Memphis was 11th in percentage of opponent shots it blocked in 2020-21 and sixth in 2019-20.

**A STITCH IN TIME**

- One of the most interesting juxtapositions in college basketball in 2021-22 has to involve Memphis.
- Two Memphis freshmen, **Emoni Bates** and **Jalen Duren**, began the season at 17 years old, and Tiger assistant coach **Larry Brown** is 81 years old.
- Duren was born on Nov. 18, 2003 and Bates on Jan. 28, 2004, meaning they were born during the 2003-04 basketball season.
- By the 2003-04 season, Brown's coaching accolades included:

**238 NCAA wins, 1988 National Championship  
1,108 wins in the ABA and NBA  
NBA Coach of the Year (2001)  
Basketball Hall of Fame (2002)**

- Months after Bates and Duren were born, Brown (and Memphis assistant coach **Rasheed Wallace**) won the 2004 NBA Championship with the Detroit Pistons.

**LOOK TO LOMAX**

- If there is one spot in the box score to look and see if Memphis likely won the game, it's the stat line of **Alex Lomax**.
- Over Lomax' 89 career games as a Tiger, Memphis is 22-4 when he has at least five assists in a game.
- Memphis is 38-25 when Lomax has fewer than five assists in the game.

**HELLO, HARRIS!**

- **Tyler Harris** returns to Memphis for his senior season after playing the 2020-21 campaign at Iowa State.
- That followed opening his college career at Memphis in 2018-19 and 2019-20.
- Harris is one of nine players playing 2021-22 at a school they had previously been.
- As a Tiger freshman, Harris earned a spot on the AAC All-Freshman Team after setting the school's freshman record with 79 3-pointers.
- He played in each of Memphis' 31 games in 2019-20 and hit 59 triples, which led the team and ranked fifth among sophomores in a season.
- As a junior at Iowa State a season ago, Harris was one of two Cyclones to play in all 24 games, and he scored a season-high 22 points against eventual national champion Baylor.
- Memphis is 20-8 when Harris has at least three 3-pointers in a game.

**LARRY FINCH PLAZA**

On Oct. 28, 2021, the University of Memphis dedicated **Larry Finch Plaza** outside the Laurie-Walton Family Basketball Center.

Finch coached **Penny Hardaway** while the latter was a standout on the court in the early 1990s, which followed Finch's own acclaimed playing career in the early 1970s.

Called "one of the 10 most influential Memphians of all time" by Mayor Jim Strickland, Finch was credited with helping to reunite the City when he played for then-Memphis State after graduating from Melrose High School in Orange Mound following the assassination of Dr. Martin Luther King Jr.





## NO QUIT IN QUINONES

- Although sometimes overshadowed, **Lester Quinones** is one of the most consistent Tigers in recent memory.
- Entering the season, Quinones has scored in double figures 28 times in his career and has never been held scoreless.
- Additionally, he averaged 9.5 rebounds per game in Memphis' final six games of 2020-21, including a career-high 16 in the NIT title game.
- He shot 40.0 percent from 3-point range in 2020-21 (44-110), tied for the fourth-best among sophomores in school history.
- That 3-point percentage improved 8.7 percent from his freshman campaign (.313).
- Also, his rebounding average of 5.8 in 2020-21 improved by two boards per game over his rookie campaign.

## A FEW MORE NOTES FROM 2020-21

- Memphis' average defeat in its eight losses in 2020-21 was by 4.4 points, including seven by single digits and its four losses from January through the end of the season each coming by one possession.
- The Tigers allowed 62.7 points per game in 2020-21, its fewest since 2008-09 (58.8) and ninth-fewest in a season since 1949-50.
- With its success, Memphis is one of four programs in the nation to have won at least 18 games in each of the last 21 seasons starting in 2000-01 (Kansas, Gonzaga, Syracuse).

## BEFORE AND AFTER

- The path of Memphis' 2020-21 season changed after the Jan. 17 game at Tulsa.
- The Tigers were 6-5 and 2-2 in AAC play after losing at Tulsa, but after that Memphis went 14-3, finished 11-4 in conference action and won the NIT championship.
- Memphis' three losses during that span were all by one possession, including two to Final Four participant Houston by a combined five points.
- Here is a before-and-after breakdown of key stats:

Stat	First 11 Games	Last 17 Games
PPG	70.7	73.5
PPG Allowed	63.5	62.2
FG%	.418	.462
3FG%	.302	.402
3FG/gm	6.4	8.7
APG	15.3	16.4

## WILLIAMS A DIFFERENCE-MAKER

- Along those lines, the course of the Tigers' season also changed course when **DeAndre Williams** became immediately eligible prior to the first conference game at Tulane on Dec. 16.
- In the 21 games since he started suiting up, the Tigers went 16-5.
- The five losses were by a combined 15 points (7, vs. Tulsa, Dec. 21; 1, at Tulsa, Jan. 17; 2, at SMU, Jan. 28; 3 at #9/7 Houston, March 7; 2 vs. #7 Houston, March 13).
- Williams was one of six players in the nation to average at least 11.5 points, 5.5 rebounds,

3.0 assists and 2.0 steals per game in 2020-21. (Jordan Goodwin, Saint Louis; Isaiah Miller, UNC Greensboro; Anthony Tarke, Coppin State; Davion Warren, Hampton; Mylik Wilson, Louisiana-Lafayette).

## ANOTHER 10-SPOT IN CONFERENCE

- With an 80-74 win at Cincinnati on Feb. 28, the Tigers secured their 10th AAC win of the 2020-21 season.
- The 10-win campaign in conference play was Memphis' fourth-straight overall.
- The Tigers have hit the 10-win mark in AAC games in all three seasons under head coach **Penny Hardaway**.
- The 10-win conference season was also the Tigers' 18th of the 2000s.
- The only three non-10-win seasons in conference play came in 2004-05 (9-7 C-USA/John Calipari), 2015-16 (8-10 AAC/Josh Pastner) and 2016-17 (9-9 AAC/Tubby Smith).
- The Tigers finished the 2020-21 season in third place in the AAC, their highest finish since also finishing third in 2013-14.

## HARDAWAY BY THE NUMBERS

- Hardaway's 63 wins in his first three seasons as Tiger head coach are third-most among 50 head coaches hired before the 2018-19 season.
- The only fourth-year head coaches with more wins in their first three seasons than Hardaway were Craig Smith (Utah State, 74) and Darian DeVries (Drake, 70).
- Five of the Tigers' 16 head coaches since World War II have won 20 games in each of their first three seasons, including Hardaway:

<i>Penny Hardaway</i>	<i>22-14/21-10/20-8</i>
Josh Pastner	24-10/25-10/26-9
John Calipari	21-15/27-9/23-7
Larry Finch	26-8/20-12/21-11
Wayne Yates	20-7/21-9/20-9

## MOST COACHING WINS IN FIRST THREE SEASONS AT MEMPHIS

- Of course, **Penny Hardaway** wants to accomplish more at his alma mater, but he stands in pretty good company with what he's done so far.
- Among head coaches in their first three seasons at Memphis in the modern era (since World War II), Hardaway is tied for fourth on the list for most wins:

1. Josh Pastner/2009-12	75
2. John Calipari/2000-03	71
3. Larry Finch/1986-89	67
4. Gene Bartow/1970-73	63
<b><i>Penny Hardaway/2018-21</i></b>	<b><i>63</i></b>

## HOME COURT ADVANTAGE

- The Tigers under head coach **Penny Hardaway** continue to draw impressive crowds to FedEx Forum.
- In Hardaway's second season in 2019-20, the last season with full capacities, the Tigers attracted 16,312 per game to rank ninth nationally in average attendance.
- Kansas (16,388) barely eclipsed Memphis for

eighth place, while the Tigers averaged slightly more per game than Indiana (16,300).

- Memphis ranked first among American Athletic Conference programs.
- Cincinnati was second at 11,100 per game, while Wichita State was third at 10,315 per game.
- The total represented a 2,247-per-game increase, which ranked second nationally.
- In Hardaway's first season of 2018-19, the Tigers were first nationally in increased attendance.

## LIKE FATHER, LIKE SON

- The Tigers have a unique relationship on their bench in 2021-22.
- **Penny Hardaway** is in his fourth year as Tiger head coach, and on the squad is his son, red-shirt-junior **Jayden**.
- The Hardaways are one of 21 father-son tandems in NCAA Division I basketball this season.
- The following shows the father-son tandems (coach-player) in NCAA Division I basketball in 2021-22:

- Boise State:** Leon Rice (Max)
- UConn:** Dan Hurley (Andrew)
- Detroit Mercy:** Mike Davis (Antoine)
- Illinois-Chicago:** Luke Yaklich (Griffin)
- Iowa:** Fran McCaffery (Connor & Patrick)
- Liberty:** Ritchie McCay (Gabriel)
- Memphis:** ***Penny Hardaway (Jayden)***
- Michigan:** Juwan Howard (Jace)
- Michigan State:** Tom Izzo (Steven)
- Miss. Valley St.:** Lindsey Hunter (Caleb)
- South Carolina:** Frank Martin (Brandon)
- South Carolina St.:** Tony Madlock (Antonio Jr.)
- USC Upstate:** Dave Dickerson (Dave III)
- Southern:** Sean Woods (DeSean)
- Syracuse:** Jim Boeheim (Buddy & Jimmy)
- Texas Southern:** Johnny Jones (John)
- Western Illinois:** Rob Jeter III (Rob IV)
- WKU:** Rick Stansbury (Noah)
- Wright State:** Scott Nagy (TJ)

## COACHES WITH NBA EXPERIENCE

- Memphis head coach **Penny Hardaway** is one of 28 current Division I head coaches who played in the NBA:

- Steve Alford:** Nevada
- Tony Bennett:** Virginia
- Speedy Claxton:** Hofstra
- Hubert Davis:** North Carolina
- Johnny Dawkins:** Central Florida
- Juan Dixon:** Coppin State
- Bryce Drew:** Grand Canyon
- Kim English:** George Mason
- Patrick Ewing:** Georgetown
- Penny Hardaway:** ***Memphis***
- Steve Henson:** UTSA
- Fred Hoiberg:** Nebraska
- Juwan Howard:** Michigan
- Lindsey Hunter:** Mississippi Valley State
- Bobby Hurley:** Arizona State
- Jim Les:** UC Davis
- Mark Madsen:** Utah Valley
- Cuonzo Martin:** Missouri
- Aaron McKie:** Temple
- John Pelphry:** Tennessee Tech

**Mark Pope:** BYU

**Lorenzo Romar:** Pepperdine

**Jerry Stackhouse:** Vanderbilt

**Damon Stoudemire:** Pacific

**Reggie Theus:** Bethune-Cookman

**Darrell Walker:** Arkansas-Little Rock

**Mo Williams:** Alabama State

**Mike Woodson:** Indiana

### 30TH ANNIVERSARY OF ELITE 8

- 30 seasons ago in 1991-92, the Memphis State Tigers reached the Elite 8 of the NCAA Tournament.
- Led by head coach **Larry Finch** and standout sophomore **Penny Hardaway**, the Tigers earned an at-large bid to the NCAA Tournament as the No. 6 seed in the Midwest Region.
- After defeating No. 11 seed Pepperdine, No. 3 seed Arkansas and No. 7 seed Georgia Tech, Memphis State fell to No. 4 seed Cincinnati for the fourth time that season in the Midwest Regional Final.
- Memphis State lost to Cincinnati and Nick Van Exel twice in the regular season, including the last game of the year at The Pyramid, in the championship game of the Great Midwest Conference Tournament and in the NCAA Tournament Elite Eight.
- Hardaway ended the year averaging 17.4 points, 7.0 rebounds and 5.5 assists per game.
- Hardaway and freshman **David Vaughn** formed a formidable one-two punch, with Vaughn adding 13.4 points and 8.3 rebounds per contest.
- The team ended the year with a 23–11 record.

### TIGERS ADD BATCHELOR FOR '22-23

- The Tigers signed Noah Batchelor (G, 6-6, Frederick, Md.) to a National Letter of Intent to suit up in the 2022-23 season,
- Batchelor, a four-star recruit according to Scout, currently plays for IMG Academy in Bradenton, Fla.
- He has participated in two USA Basketball camps and played with Team Thrill on the Under Armour circuit in spring and summer 2021.



**PENNY  
HARDAWAY  
HEAD COACH**

**OVERALL RECORD**  
67-32 (4th Season)  
**RECORD AT MEMPHIS**  
67-32 (4th Season)  
**2 POSTSEASON APPS.**




**HARDAWAY  
YEAR-BY-YEAR RECORD**

Season	W-L	Notes
2021-22 Memphis	4-0	
2020-21 Memphis	20-8	NIT Champions
2019-20 Memphis	21-10	COVID-19 season
2018-19 Memphis	22-14	NIT 2nd Rd.

**HARDAWAY:  
THE TIMELINE**

A former prep standout at Treadwell High, he averaged 36.6 points and 10.1 rebounds as a senior in 1990 and was named *Parade Magazine* National High School Player of the Year.



A two-time All-American and two-time Great Midwest Conference Player of the Year, Hardaway averaged 22.8 points, 8.5 rebounds, 6.4 assists and 2.4 steals in 1992-93.

Hardaway remains the only Memphis player to have two career triple-doubles and his 1,319 points (in only two seasons) rank 17th on the school's career scoring list. The 729 points he scored during

the 1992-93 season are the most by a junior in Tigers history.

In his two seasons, Hardaway led the team to a 43-23 record – including eight wins over nationally ranked schools -- and directed the Tigers to two NCAA Tournament appearances, including an Elite Eight trip in 1992.

After his junior year, Hardaway declared for the NBA Draft and began a 14-year pro career with the Orlando Magic (1993-99), the Phoenix Suns (1999-2004), the New York Knicks (2004-06) and the Miami Heat (2007).

The No. 3 pick in the 1993 NBA Draft, Hardaway quickly rose to stardom with the Magic. He averaged 16.6 points, 6.6 assists and 5.4 rebounds in his first season and was named to the NBA All-Rookie Team.




During the 1994-95 season, he averaged 20.9 points and 7.2 assists, started the NBA All-Star Game and was named to the All-NBA First Team, while leading Orlando to the NBA Finals against the Houston Rockets. Hardaway averaged 25.5 points and eight assists in the series.



After the 1995-96 season, he played on the U.S. Olympic basketball team that won a gold medal in Atlanta, Ga.


Hardaway had a successful run at East High School, which won state titles in 2016, 2017 and 2018. With Hardaway as head coach, the Mustangs defeated Whitehaven High for the 2018 Class AAA championship.



Hardaway returned to his alma mater and becomes the school's 19th head coach and the third former Tiger player to hold the position.

Hardaway was inked to a five-year, \$12.25 million extension on Dec. 21, 2020, which takes him through April 15, 2026.

**MEMPHIS &  
THE ASSOCIATION**



The Memphis Tigers have had significant success in the Draft in recent seasons, which continued with **James Wiseman** and **Precious Achiuwa** being selected in the first round of the 2020 NBA Draft:

- Wiseman and Achiuwa are the 14th and 15th Tigers selected in the first round of the draft and the 51st and 52nd Tigers selected overall.
- The last, and only other, time Memphis had two NBA first rounders was in 2006 (Rodney Carney, No. 16 to Chicago; Shawne Williams, No. 17 to Indiana).
- Memphis, Kentucky, and North Carolina are the only schools to have players selected each of Nos. 1-7 in NBA Draft history.
- After coaching Wiseman, Tigers head coach **Penny Hardaway** is the only NCAA head coach to have been picked in the top three of the NBA Draft and have been the college head coach of a player taken in the top three.

The Memphis Tigers coaching staff brings a wealth of NBA experience and connections to the bench:

**Penny Hardaway • 14 seasons**

- Orlando, Phoenix, N.Y. Knicks, Miami
- Four-time NBA All-Star
- Two-time All-NBA first team
- NBA All-Rookie Team (1994)
- Career scoring average of 15.2 points per game

**Larry Brown • 26 seasons**

- Denver, New Jersey, San Antonio, Los Angeles Clippers, Indiana, Philadelphia, Detroit, N.Y. Knicks, Charlotte,
- 1,098 NBA wins, 8th-most in NBA history
- 2004 NBA Championship (Detroit Pistons)
- 2002 Basketball Hall of Fame
- 2000-01 NBA Coach of the Year
- 2021 Chuck Daly Lifetime Achievement Award

**Rasheed Wallace • 16 seasons**

- Washington, Portland, Atlanta, Detroit, Boston, N.Y. Knicks
- Four-time NBA All-Star
- 2004 NBA Championship (Detroit Pistons)
- Over 1,100 NBA games with a career scoring average of 14.4 points per game
- 14 postseason trips

**Cody Toppert • 4 seasons**

- Phoenix Suns assistant coach and director of player development in 2018-19
- Mentored Devin Booker
- Coached in NBA G League from 2015-18

## FEDEXFORUM THE HOME OF THE TIGERS

The 2021-22 season marks the 18th for the Tigers in their home arena, FedExForum, which officially opened in September 2004. Located just a few feet off Beale Street on historic Highway 61, FedExForum rises to extend the heart of the Memphis entertainment district.

Memphis plays its home contests in the 18,400-seat arena, which served as host for 2019 American Athletic Conference Championship. It also will be the site for the 2024 NCAA Tournament First and Second Rounds. Since it opened in 2004, FedExForum has hosted six Conference USA Tournaments, three NCAA Men's South Regionals (2009, 2014, 2017), two American Athletic Conference Tournaments (2014, 2019) and one NCAA Women's South Regional (2010).

At 135 feet high, FedExForum provides a backdrop for historic Beale Street. The 805,850 square-foot arena, covering 13.8 acres, features five levels as well as state-of-the-art locker rooms and facilities for sports teams, as well as an exceptional dining and entertainment experiences for its patrons.

**Capacity:** 18,400

**Open House:** Sept. 6, 2004

**First Event:** Usher concert, Sept. 17, 2004

**First Memphis Tiger event:** Midnight Madness, Oct. 15, 2004

**First Memphis exhibition game:** vs. Christian Brothers, Nov. 6, 2004 (81-70, W)

**First Memphis regular season game:** vs. Savannah State, Coaches vs. Cancer, Nov. 11, 2004 (102-40, W)

**Memphis record at FedExForum:** 278-49 (.850 winning percentage)



## LAURIE-WALTON FAMILY BASKETBALL CENTER OPENED NOV. 17, 2017

Memphis men's basketball moved into its new practice facility, the Laurie-Walton Family Basketball Center, Nov. 17, 2017. It is a comprehensive, 62,000-square-foot training facility on the University's Park Avenue Campus.

This stand-alone facility encompasses offices, locker rooms, 3,250-square-foot weight room, training facilities, two NCAA regulation courts, as well as spaces for student-athletes to study, train, eat and develop.



In addition, the history of Memphis basketball is showcased via a large atrium in the grand lobby known as Traditions Hall, a 7,300-square-foot area that will double as a museum designed to be an interactive celebration of Tigers basketball for the general public.

The new practice facilities, part of the University's "Time to Shine" capital campaign, represent a major commitment from the University and Memphis community to compete at the highest level.



## TIGERS ON THE WEB

For game notes, rosters, statistics and other information on Memphis Tigers basketball, go to the University of Memphis athletics website at [www.GoTigersGo.com](http://www.GoTigersGo.com).

## TIGERS ON THE RADIO

All Memphis basketball games are broadcast on the Tigers' network flagship station, 98.9 THE ROAR OF MEMPHIS. Dave Woloshin calls the play-by-play, while Matt Dillon serves as the color analyst. Dillon and Jeff Brightwell host the pre- and postgame shows.

98.9 THE ROAR OF MEMPHIS also broadcasts **Penny Hardaway's** weekly radio show, which originates from Brookhaven Pub in Memphis and also airs on Facebook Live. Brightwell serves as host of the weekly call-in show. The Hardaway radio weekly call-in show begins in December and is scheduled for most Mondays throughout the season.

## PENNY HARDAWAY TELEVISION SHOW

Head coach **Penny Hardaway's** weekly television coach's show is televised every Sunday night at 10:30 p.m. CT during the season by ActionNews 5 in Memphis. The show begins in early December. Dave Woloshin and Cassie Carlson serve as the show's hosts.

## 2021-22 RESULTS

DATE	OPPONENT	SCORE	ATTENDANCE	MEM HIGH POINTS	MEM HIGH REBOUNDS	OPP. HIGH POINTS
11/9	TENNESSEE TECH	W, 89-65	12,928	Bates (17)	Quinones (7)	Mamoudou Diarra (11)
11/13	N. CAROLINA CENTRAL	W, 90-51	12,893	Bates (15)	Duren (10)	Eric Boone (13)
11/16	SAINT LOUIS	W, 90-74	13,302	Harris (18)	Nolley II (10)	Terrence Hargrove (20)
11/19	WESTERN KENTUCKY	W, 74-62	13,375	Duren (22)	Duren (19)	Camron Justice (18)
11/24	(1) vs. Virginia Tech					
11/26	(1) vs. Iowa State/Xavier					
12/1	at Georgia					
12/4	at Ole Miss					
12/10	MURRAY STATE					
12/14	ALABAMA					
12/18	(2) vs. Tennessee					
12/21	ALABAMA STATE					
12/29	at Tulane*					
1/1	at Wichita State*					
1/4	TULSA*					
1/9	CINCINNATI*					
1/12	at UCF*					
1/15	at East Carolina*					
1/20	SMU*					
1/23	at Tulsa*					
1/27	EAST CAROLINA*					
2/3	at Cincinnati*					
2/5	UCF*					
2/9	TULANE*					
2/12	at Houston*					
2/20	at SMU*					
2/24	TEMPLE*					
2/27	WICHITA STATE*					
3/3	at South Florida*					
3/6	HOUSTON*					
3/10-13	(3) vs. AAC Tournament					

\* American Athletic Conference game

(1) 2021 NIT Season Tip-Off (Barclays Center; Brooklyn, N.Y.)

(2) Bridgestone Arena (Nashville, Tenn.)

(3) 2022 AAC Men's Basketball Championship (Dickies Arena; Fort Worth, Texas)

**2021-22 GAME-BY-GAME COMPARISON**

DATE	OPPONENT	FGM-A/%	3FG-A/%	FTM-A/%	OR-DR-TOT	PF	AST	TO	STL	BK	PTS
11/9	#12/16 Memphis	35-59/.593	13-26/.500	6-11/.545	10-24-34	16	21	17	10	11	89
	TENNESSEE TECH	24-62/.387	6-22/.273	11-14/.786	13-15-28	13	14	15	10	2	65
11/13	Memphis	26-52/.500	7-19/.368	31-47/.660	12-32-44	25	13	19	12	13	90
	N. CAROLINA CENTRAL	17-65/.262	3-25/.120	14-23/.609	19-21-40	29	6	26	12	4	51
11/16	Memphis	31-57/.544	8-17/.471	20-33/.606	13-35-48	26	15	24	6	14	90
	SAINT LOUIS	24-77/.312	5-22/.227	21-32/.656	23-21-44	23	12	14	11	6	74
11/19	Memphis	28-60/.467	2-16/.125	16-22/.727	16-28-44	17	15	26	15	6	74
	WESTERN KENTUCKY	24-61/.393	9-26/.346	5-13/.385	14-16-30	20	13	25	19	7	62
11/24	Memphis										
	(1) vs. Virginia Tech										
11/26	Memphis										
	(1) vs. Iowa State/Xavier										
12/1	Memphis										
	at Georgia										
12/4	Memphis										
	at Ole Miss										
12/10	Memphis										
	MURRAY STATE										
12/14	Memphis										
	ALABAMA										
12/18	Memphis										
	(2) vs. Tennessee										
12/21	Memphis										
	ALABAMA STATE										
12/29	Memphis										
	at Tulane*										
1/1	Memphis										
	at Wichita State*										
1/4	Memphis										
	TULSA*										
1/9	Memphis										
	CINCINNATI*										
1/12	Memphis										
	at UCF*										
1/15	Memphis										
	at East Carolina*										
1/20	Memphis										
	SMU*										
1/23	Memphis										
	at Tulsa*										
1/27	Memphis										
	EAST CAROLINA*										
2/3	Memphis										
	at Cincinnati*										
2/5	Memphis										
	UCF*										
2/9	Memphis										
	TULANE*										
2/12	Memphis										
	at Houston*										
2/20	Memphis										
	at SMU*										
2/24	Memphis										
	TEMPLE*										
2/27	Memphis										
	WICHITA STATE*										
3/3	Memphis										
	at South Florida*										
3/6	Memphis										
	HOUSTON*										
3/10-13	Memphis										
	(3) vs. AAC Tournament										

\* American Athletic Conference game

(1) 2021 NIT Season Tip-Off (Barclays Center; Brooklyn, N.Y.)

(2) Bridgestone Arena (Nashville, Tenn.)

(3) 2022 AAC Men's Basketball Championship (Dickies Arena; Fort Worth, Texas)

**2021-22 SPECIALTY STATS**

DATE	OPPONENT	OFF TO	IN PAINT	SECOND CHANCE	FAST BREAK	BENCH	LARGEST LEAD	BEST RUN	GAME LEAD CHANGES	GAME TIES
11/9	#12/16 Memphis	19	40	13	13	30	24 (2nd 0:19)	13 (1st 16:23)	0	0
	TENNESSEE TECH	12	32	10	12	36	None	9 (1st 4:43)		
11/13	Memphis	36	34	9	25	51	49 (2nd 1:20)	14 (2nd 9:10)	0	0
	N. CAROLINA CENTRAL	13	24	8	16	30	None	6 (2nd 0:37)		
11/16	Memphis	19	42	10	28	42	24 (2nd 14:02)	10 (1st 4:26)	3	3
	SAINT LOUIS	27	36	12	16	15	3 (1st 18:41)	6 (1st 2:30)		
11/19	Memphis	27	48	20	12	23	12 (2nd 0:33)	12 (2nd 14:09)	6	5
	WESTERN KENTUCKY	25	24	7	15	24	10 (1st 8:00)	12 (1st 8:00)		
11/24	Memphis									
	(1) vs. Virginia Tech									
11/26	Memphis									
	(1) vs. Iowa State/Xavier									
12/1	Memphis									
	at Georgia									
12/4	Memphis									
	at Ole Miss									
12/10	Memphis									
	MURRAY STATE									
12/14	Memphis									
	ALABAMA									
12/18	Memphis									
	(2) vs. Tennessee									
12/21	Memphis									
	ALABAMA STATE									
12/29	Memphis									
	at Tulane*									
1/1	Memphis									
	at Wichita State*									
1/4	Memphis									
	TULSA*									
1/9	Memphis									
	CINCINNATI*									
1/12	Memphis									
	at UCF*									
1/15	Memphis									
	at East Carolina*									
1/20	Memphis									
	SMU*									
1/23	Memphis									
	at Tulsa*									
1/27	Memphis									
	EAST CAROLINA*									
2/3	Memphis									
	at Cincinnati*									
2/5	Memphis									
	UCF*									
2/9	Memphis									
	TULANE*									
2/12	Memphis									
	at Houston*									
2/20	Memphis									
	at SMU*									
2/24	Memphis									
	TEMPLE*									
2/27	Memphis									
	WICHITA STATE*									
3/3	Memphis									
	at South Florida*									
3/6	Memphis									
	HOUSTON*									
3/10-13	Memphis									
	(3) vs. AAC Tournament									

\* American Athletic Conference game

(1) 2021 NIT Season Tip-Off (Barclays Center; Brooklyn, N.Y.)

(2) Bridgestone Arena (Nashville, Tenn.)

(3) 2022 AAC Men's Basketball Championship (Dickies Arena; Fort Worth, Texas)

## 2021-22 GAME-BY-GAME STARTING LINEUPS

DATE	OPPONENT	G	G/F	G/F	F	C	RECORD <sup>^</sup>
11/9	TENNESSEE TECH	Lomax	Bates	Quinones	Williams	Duren	1-0
11/13	N. CAROLINA CENTRAL	Lomax	Bates	Hardaway	Williams	Duren	1-0
11/16	SAINT LOUIS	Lomax	Bates	Quinones	Williams	Duren	2-0
11/19	WESTERN KENTUCKY	Lomax	Bates	Quinones	Williams	Duren	3-0
11/24	(1) vs. Virginia Tech						
11/26	(1) vs. Iowa State/Xavier						
12/1	at Georgia						
12/4	at Ole Miss						
12/10	MURRAY STATE						
12/14	ALABAMA						
12/18	(2) vs. Tennessee						
12/21	ALABAMA STATE						
12/29	at Tulane*						
1/1	at Wichita State*						
1/4	TULSA*						
1/9	CINCINNATI*						
1/12	at UCF*						
1/15	at East Carolina*						
1/20	SMU*						
1/23	at Tulsa*						
1/27	EAST CAROLINA*						
2/3	at Cincinnati*						
2/5	UCF*						
2/9	TULANE*						
2/12	at Houston*						
2/20	at SMU*						
2/24	TEMPLE*						
2/27	WICHITA STATE*						
3/3	at South Florida*						
3/6	HOUSTON*						
3/10-13	(3) vs. AAC Tournament						

(^) running total of Memphis' record with listed starting lineup

\* American Athletic Conference game

(1) 2021 NIT Season Tip-Off (Barclays Center; Brooklyn, N.Y.)

(2) Bridgestone Arena (Nashville, Tenn.)

(3) 2022 AAC Men's Basketball Championship (Dickies Arena; Fort Worth, Texas)

**2021-22 GAME-BY-GAME HIGHLIGHTS****NOV. 9, 2021 | #12/16 MEMPHIS 89, TENNESSEE TECH 65 | MEMPHIS, TENN.**

- Memphis shot 59.3 percent from the floor as a team (35-59), its fourth-best shooting performance in a game since 2010-11.
- The Tigers also hit 13-of-26 3-point tries (.500).
- Freshmen Emoni Bates and Jalen Duren led the way with 17 and 15 points, respectively, going a combined 13-for-19 from the field.
- Memphis had 21 assists, 10 steals and 11 blocked shots for its second game of at least 20, 10 and 10 since 2010-11.

**NOV. 13, 2021 | #12/16 MEMPHIS 90, NORTH CAROLINA CENTRAL 51 | MEMPHIS, TENN.**

- The Tigers turned a 15-point halftime lead into an advantage as big as 49 late in the second half.
- Memphis was led by Emoni Bates' 15 points, and Jalen Duren added a double-double of 10 points and 10 rebounds.
- Duren was held scoreless and had three rebounds in the first half
- The Tigers went 31-of-47 from the free throw line, which was their third-most attempts from the charity stripe since 2010-11 and most in eight seasons.

**NOV. 16, 2021 | #11/16 MEMPHIS 90, SAINT LOUIS 74 | MEMPHIS, TENN.**

- Tyler Harris hit four 3-pointers and finished with a team-high 18 points in 19 minutes off the bench.
- Jalen Duren added 13 points, eight rebounds and six blocked shots.
- The Tigers led by as many as 24 points in the contest.
- Memphis limited the Billikens to 31.2 percent shooting and 22.7 percent from 3-point range.

**NOV. 19, 2021 | #11/16 MEMPHIS 74, WESTERN KENTUCKY 62 | MEMPHIS, TENN.**

- Western Kentucky led by 10 points with 8:00 to go in the first half.
- Jalen Duren scored 22 points, grabbed 19 rebounds and blocked five shots.
- Earl Timberlake had his first 10-point game as a Tiger in 13 minutes off the bench.
- Memphis overcame 26 turnovers and made just 2 of 16 3-point tries, partially by forcing 25 Hilltopper miscues.

**2021-22 HIGH-LOWS**

**Memphis - Game Highs**

<b>POINTS</b>	90	Saint Louis (11/16/2021)
	90	N.C. Central (11/13/2021)
	89	Tennessee Tech (11/09/2021)
	74	Western Ky. (11/19/2021)
<b>FIELD GOALS MADE</b>	35	Tennessee Tech (11/09/2021)
	31	Saint Louis (11/16/2021)
<b>FIELD GOAL ATTEMPTS</b>	60	Western Ky. (11/19/2021)
	59	Tennessee Tech (11/09/2021)
<b>FIELD GOAL PERCENTAGE</b>	.593 (35-59)	Tennessee Tech (11/09/2021)
	.544 (31-57)	Saint Louis (11/16/2021)
<b>3 PT FG MADE</b>	13	Tennessee Tech (11/09/2021)
	8	Saint Louis (11/16/2021)
<b>3 PT FG ATTEMPTS</b>	26	Tennessee Tech (11/09/2021)
	19	N.C. Central (11/13/2021)
<b>3 PT FG PERCENTAGE</b>	.500 (13-26)	Tennessee Tech (11/09/2021)
	.471 (8-17)	Saint Louis (11/16/2021)
<b>FREE THROWS MADE</b>	31	N.C. Central (11/13/2021)
	20	Saint Louis (11/16/2021)
<b>FREE THROW ATTEMPTS</b>	47	N.C. Central (11/13/2021)
	33	Saint Louis (11/16/2021)
<b>FREE THROW PERCENTAGE</b>	.727 (16-22)	Western Ky. (11/19/2021)
	.660 (31-47)	N.C. Central (11/13/2021)
<b>REBOUNDS</b>	48	Saint Louis (11/16/2021)
	44	Western Ky. (11/19/2021)
	44	N.C. Central (11/13/2021)
<b>ASSISTS</b>	21	Tennessee Tech (11/09/2021)
	15	Western Ky. (11/19/2021)
	15	Saint Louis (11/16/2021)
<b>STEALS</b>	15	Western Ky. (11/19/2021)
	12	N.C. Central (11/13/2021)
<b>BLOCKED SHOTS</b>	14	Saint Louis (11/16/2021)
	13	N.C. Central (11/13/2021)
<b>TURNOVERS</b>	26	Western Ky. (11/19/2021)
	24	Saint Louis (11/16/2021)
<b>FOULS</b>	26	Saint Louis (11/16/2021)
	25	N.C. Central (11/13/2021)



## 2021-22 HIGH-LOWS

## Opponent - Game Highs

<b>POINTS</b>	74		Saint Louis (11/16/2021)
	65		Tennessee Tech (11/09/2021)
	62		Western Ky. (11/19/2021)
	51		N.C. Central (11/13/2021)
<b>FIELD GOALS MADE</b>	24		Western Ky. (11/19/2021)
	24		Saint Louis (11/16/2021)
	24		Tennessee Tech (11/09/2021)
<b>FIELD GOAL ATTEMPTS</b>	77		Saint Louis (11/16/2021)
	65		N.C. Central (11/13/2021)
<b>FIELD GOAL PERCENTAGE</b>	.393	(24-61)	Western Ky. (11/19/2021)
	.387	(24-62)	Tennessee Tech (11/09/2021)
<b>3 PT FG MADE</b>	9		Western Ky. (11/19/2021)
	6		Tennessee Tech (11/09/2021)
<b>3 PT FG ATTEMPTS</b>	26		Western Ky. (11/19/2021)
	25		N.C. Central (11/13/2021)
<b>3 PT FG PERCENTAGE</b>	.346	(9-26)	Western Ky. (11/19/2021)
	.273	(6-22)	Tennessee Tech (11/09/2021)
<b>FREE THROWS MADE</b>	21		Saint Louis (11/16/2021)
	14		N.C. Central (11/13/2021)
<b>FREE THROW ATTEMPTS</b>	32		Saint Louis (11/16/2021)
	23		N.C. Central (11/13/2021)
<b>FREE THROW PERCENTAGE</b>	.786	(11-14)	Tennessee Tech (11/09/2021)
	.656	(21-32)	Saint Louis (11/16/2021)
<b>REBOUNDS</b>	44		Saint Louis (11/16/2021)
	40		N.C. Central (11/13/2021)
<b>ASSISTS</b>	14		Tennessee Tech (11/09/2021)
	13		Western Ky. (11/19/2021)
<b>STEALS</b>	19		Western Ky. (11/19/2021)
	12		N.C. Central (11/13/2021)
<b>BLOCKED SHOTS</b>	7		Western Ky. (11/19/2021)
	6		Saint Louis (11/16/2021)
<b>TURNOVERS</b>	26		N.C. Central (11/13/2021)
	25		Western Ky. (11/19/2021)
<b>FOULS</b>	29		N.C. Central (11/13/2021)
	23		Saint Louis (11/16/2021)

## 2021-22 HIGH-LOWS

## Memphis - Game Lows

<b>POINTS</b>	74		Western Ky. (11/19/2021)
	89		Tennessee Tech (11/09/2021)
	90		Saint Louis (11/16/2021)
	90		N.C. Central (11/13/2021)
<b>FIELD GOALS MADE</b>	26		N.C. Central (11/13/2021)
	28		Western Ky. (11/19/2021)
<b>FIELD GOAL ATTEMPTS</b>	52		N.C. Central (11/13/2021)
	57		Saint Louis (11/16/2021)
<b>FIELD GOAL PERCENTAGE</b>	.467	(28-60)	Western Ky. (11/19/2021)
	.500	(26-52)	N.C. Central (11/13/2021)
<b>3 PT FG MADE</b>	2		Western Ky. (11/19/2021)
	7		N.C. Central (11/13/2021)
<b>3 PT FG ATTEMPTS</b>	16		Western Ky. (11/19/2021)
	17		Saint Louis (11/16/2021)
<b>3 PT FG PERCENTAGE</b>	.125	(2-16)	Western Ky. (11/19/2021)
	.368	(7-19)	N.C. Central (11/13/2021)
<b>FREE THROWS MADE</b>	6		Tennessee Tech (11/09/2021)
	16		Western Ky. (11/19/2021)
<b>FREE THROW ATTEMPTS</b>	11		Tennessee Tech (11/09/2021)
	22		Western Ky. (11/19/2021)
<b>FREE THROW PERCENTAGE</b>	.545	(6-11)	Tennessee Tech (11/09/2021)
	.606	(20-33)	Saint Louis (11/16/2021)
<b>REBOUNDS</b>	34		Tennessee Tech (11/09/2021)
	44		Western Ky. (11/19/2021)
	44		N.C. Central (11/13/2021)
<b>ASSISTS</b>	13		N.C. Central (11/13/2021)
	15		Western Ky. (11/19/2021)
	15		Saint Louis (11/16/2021)
<b>STEALS</b>	6		Saint Louis (11/16/2021)
	10		Tennessee Tech (11/09/2021)
<b>BLOCKED SHOTS</b>	6		Western Ky. (11/19/2021)
	11		Tennessee Tech (11/09/2021)
<b>TURNOVERS</b>	17		Tennessee Tech (11/09/2021)
	19		N.C. Central (11/13/2021)
<b>FOULS</b>	16		Tennessee Tech (11/09/2021)
	17		Western Ky. (11/19/2021)

## 2021-22 HIGH-LOWS

## Opponent - Game Lows

<b>POINTS</b>	51		N.C. Central (11/13/2021)
	62		Western Ky. (11/19/2021)
	65		Tennessee Tech (11/09/2021)
	74		Saint Louis (11/16/2021)
<b>FIELD GOALS MADE</b>	17		N.C. Central (11/13/2021)
	24		Western Ky. (11/19/2021)
	24		Saint Louis (11/16/2021)
	24		Tennessee Tech (11/09/2021)
<b>FIELD GOAL ATTEMPTS</b>	61		Western Ky. (11/19/2021)
	62		Tennessee Tech (11/09/2021)
<b>FIELD GOAL PERCENTAGE</b>	.262	(17-65)	N.C. Central (11/13/2021)
	.312	(24-77)	Saint Louis (11/16/2021)
<b>3 PT FG MADE</b>	3		N.C. Central (11/13/2021)
	5		Saint Louis (11/16/2021)
<b>3 PT FG ATTEMPTS</b>	22		Saint Louis (11/16/2021)
	22		Tennessee Tech (11/09/2021)
<b>3 PT FG PERCENTAGE</b>	.120	(3-25)	N.C. Central (11/13/2021)
	.227	(5-22)	Saint Louis (11/16/2021)
<b>FREE THROWS MADE</b>	5		Western Ky. (11/19/2021)
	11		Tennessee Tech (11/09/2021)
<b>FREE THROW ATTEMPTS</b>	13		Western Ky. (11/19/2021)
	14		Tennessee Tech (11/09/2021)
<b>FREE THROW PERCENTAGE</b>	.385	(5-13)	Western Ky. (11/19/2021)
	.609	(14-23)	N.C. Central (11/13/2021)
<b>REBOUNDS</b>	28		Tennessee Tech (11/09/2021)
	30		Western Ky. (11/19/2021)
<b>ASSISTS</b>	6		N.C. Central (11/13/2021)
	12		Saint Louis (11/16/2021)
<b>STEALS</b>	10		Tennessee Tech (11/09/2021)
	11		Saint Louis (11/16/2021)
<b>BLOCKED SHOTS</b>	2		Tennessee Tech (11/09/2021)
	4		N.C. Central (11/13/2021)
<b>TURNOVERS</b>	14		Saint Louis (11/16/2021)
	15		Tennessee Tech (11/09/2021)
<b>FOULS</b>	13		Tennessee Tech (11/09/2021)
	20		Western Ky. (11/19/2021)

## 2021-22 HIGH-LOWS

## Memphis - Individual Game Highs

<b>POINTS</b>	22		Jalen Duren vs Western Ky. (11/19/2021)
	18		Tyler Harris vs Saint Louis (11/16/2021)
	17		Emoni Bates vs Tennessee Tech (11/09/2021)
	16		Emoni Bates vs Saint Louis (11/16/2021)
	15		Emoni Bates vs N.C. Central (11/13/2021)
	15		Jalen Duren vs Tennessee Tech (11/09/2021)
	15		Lester Quinones vs Tennessee Tech (11/09/2021)
<b>FIELD GOALS MADE</b>	8		Jalen Duren vs Western Ky. (11/19/2021)
	7		Tyler Harris vs Saint Louis (11/16/2021)
	7		Jalen Duren vs Tennessee Tech (11/09/2021)
<b>FIELD GOAL ATTEMPTS</b>	12		Jalen Duren vs Western Ky. (11/19/2021)
	11		DeAndre Williams vs Western Ky. (11/19/2021)
<b>FIELD GOAL PERCENTAGE (min 5 made)</b>	1.000	(5-5)	Josh Minott vs Saint Louis (11/16/2021)
	.857	(6-7)	DeAndre Williams vs Tennessee Tech (11/09/2021)
<b>3 PT FG MADE</b>	4		Tyler Harris vs Saint Louis (11/16/2021)
	4		Emoni Bates vs Tennessee Tech (11/09/2021)
<b>3 PT FG ATTEMPTS</b>	7		Emoni Bates vs Tennessee Tech (11/09/2021)
	6		Emoni Bates vs Western Ky. (11/19/2021)
	6		Emoni Bates vs Saint Louis (11/16/2021)
	6		Lester Quinones vs Tennessee Tech (11/09/2021)
<b>3 PT FG PERCENTAGE (min 2 made)</b>	.800	(4-5)	Tyler Harris vs Saint Louis (11/16/2021)
	.667	(2-3)	Tyler Harris vs N.C. Central (11/13/2021)
	.667	(2-3)	Jayden Hardaway vs Tennessee Tech (11/09/2021)
<b>FREE THROWS MADE</b>	7		Jalen Duren vs Saint Louis (11/16/2021)
	7		Emoni Bates vs N.C. Central (11/13/2021)
<b>FREE THROW ATTEMPTS</b>	11		Jalen Duren vs Saint Louis (11/16/2021)
	9		Jalen Duren vs Western Ky. (11/19/2021)
	9		Emoni Bates vs N.C. Central (11/13/2021)
<b>FREE THROW PERCENTAGE (min 3 made)</b>	1.000	(3-3)	Landers Nolley II vs N.C. Central (11/13/2021)
	.800	(4-5)	Jalen Duren vs N.C. Central (11/13/2021)
<b>REBOUNDS</b>	19		Jalen Duren vs Western Ky. (11/19/2021)
	10		Landers Nolley II vs Saint Louis (11/16/2021)
	10		Jalen Duren vs N.C. Central (11/13/2021)
<b>ASSISTS</b>	6		Earl Timberlake vs N.C. Central (11/13/2021)
	4		Alex Lomax vs Western Ky. (11/19/2021)
	4		Landers Nolley II vs Saint Louis (11/16/2021)
	4		Alex Lomax vs Saint Louis (11/16/2021)
	4		Emoni Bates vs Tennessee Tech (11/09/2021)
	4		DeAndre Williams vs Tennessee Tech (11/09/2021)
	4		Landers Nolley II vs Tennessee Tech (11/09/2021)
<b>STEALS</b>	4		Alex Lomax vs Western Ky. (11/19/2021)
	3		DeAndre Williams vs Western Ky. (11/19/2021)
	3		Lester Quinones vs Western Ky. (11/19/2021)
	3		Alex Lomax vs N.C. Central (11/13/2021)
	3		Jayden Hardaway vs Tennessee Tech (11/09/2021)
<b>BLOCKED SHOTS</b>	6		Jalen Duren vs Saint Louis (11/16/2021)
	5		Jalen Duren vs Western Ky. (11/19/2021)
	5		Jalen Duren vs Tennessee Tech (11/09/2021)
<b>TURNOVERS</b>	6		Alex Lomax vs Western Ky. (11/19/2021)
	5		Jalen Duren vs Western Ky. (11/19/2021)
<b>FOULS</b>	5		Josh Minott vs Saint Louis (11/16/2021)
	5		Josh Minott vs N.C. Central (11/13/2021)
	5		DeAndre Williams vs N.C. Central (11/13/2021)

2021-22 HIGH-LOWS

Opponent - Individual Game Highs

<b>POINTS</b>	20		Terrence Hargrove Jr. vs Saint Louis (11/16/2021)
	18		Camron Justice vs Western Ky. (11/19/2021)
	14		Jairus Hamilton vs Western Ky. (11/19/2021)
	13		Jordan Nesbitt vs Saint Louis (11/16/2021)
	13		Eric Boone vs N.C. Central (11/13/2021)
<b>FIELD GOALS MADE</b>	9		Terrence Hargrove Jr. vs Saint Louis (11/16/2021)
	7		Camron Justice vs Western Ky. (11/19/2021)
<b>FIELD GOAL ATTEMPTS</b>	23		Terrence Hargrove Jr. vs Saint Louis (11/16/2021)
	16		Jairus Hamilton vs Western Ky. (11/19/2021)
<b>FIELD GOAL PERCENTAGE (min 5 made)</b>	.538	(7-13)	Camron Justice vs Western Ky. (11/19/2021)
	.391	(9-23)	Terrence Hargrove Jr. vs Saint Louis (11/16/2021)
<b>3 PT FG MADE</b>	4		Camron Justice vs Western Ky. (11/19/2021)
	2		Luke Frampton vs Western Ky. (11/19/2021)
	2		Jairus Hamilton vs Western Ky. (11/19/2021)
	2		Jordan Nesbitt vs Saint Louis (11/16/2021)
	2		Mamoudou Diarra vs Tennessee Tech (11/09/2021)
	2		Keishawn Davidson vs Tennessee Tech (11/09/2021)
	2		Keishawn Davidson vs Tennessee Tech (11/09/2021)
<b>3 PT FG ATTEMPTS</b>	8		Jairus Hamilton vs Western Ky. (11/19/2021)
	8		Camron Justice vs Western Ky. (11/19/2021)
<b>3 PT FG PERCENTAGE (min 2 made)</b>	.667	(2-3)	Mamoudou Diarra vs Tennessee Tech (11/09/2021)
	.500	(4-8)	Camron Justice vs Western Ky. (11/19/2021)
<b>FREE THROWS MADE</b>	5		Jordan Nesbitt vs Saint Louis (11/16/2021)
	5		Francis Okoro vs Saint Louis (11/16/2021)
<b>FREE THROW ATTEMPTS</b>	8		Jordan Nesbitt vs Saint Louis (11/16/2021)
	7		Dayvion McKnight vs Western Ky. (11/19/2021)
<b>FREE THROW PERCENTAGE (min 3 made)</b>	1.000	(4-4)	Eric Boone vs N.C. Central (11/13/2021)
	1.000	(4-4)	Justin Wright vs N.C. Central (11/13/2021)
	1.000	(3-3)	Yuri Collins vs Saint Louis (11/16/2021)
	1.000	(3-3)	Mamoudou Diarra vs Tennessee Tech (11/09/2021)
<b>REBOUNDS</b>	13		Francis Okoro vs Saint Louis (11/16/2021)
	11		Terrence Hargrove Jr. vs Saint Louis (11/16/2021)
<b>ASSISTS</b>	8		Jr. Clay vs Tennessee Tech (11/09/2021)
	7		Yuri Collins vs Saint Louis (11/16/2021)
<b>STEALS</b>	6		Josh Anderson vs Western Ky. (11/19/2021)
	5		Dayvion McKnight vs Western Ky. (11/19/2021)
	5		Yuri Collins vs Saint Louis (11/16/2021)
<b>BLOCKED SHOTS</b>	5		Jamarion Sharp vs Western Ky. (11/19/2021)
	3		Francis Okoro vs Saint Louis (11/16/2021)
<b>TURNOVERS</b>	10		Dayvion McKnight vs Western Ky. (11/19/2021)
	8		Eric Boone vs N.C. Central (11/13/2021)
<b>FOULS</b>	5		Marten Linssen vs Saint Louis (11/16/2021)
	5		Dontavius King vs N.C. Central (11/13/2021)

2021-22 BOX SCORES

GM 1: NOV. 9, 2021 | #12/16 MEMPHIS 89, TN TECH 65

GM 2: NOV. 13, 2021 | #12/16 MEMPHIS 90, NCCU 51

Official Basketball Box Score - Final  
**Tennessee Tech at Memphis**  
 11/09/21 FedExForum, Memphis, TN  
 2021-22 Men's Basketball  
 Game Time: 7:00 PM  
 Game Duration: 1:54  
 Attendance: 12,908  
 Officials: Brian Shey, Lucas Santos, Shane Land

**Tennessee Tech - 65** Record: 1-1

NO. Name	Min	FG	3P	FT	Rebounds	Fouls	TP	AS	TO	ST	Blocks	+/-	
		M-A	M-A	M-A	OR DR TOT	PF					BS BA		
2 Daniel Ramsey	F 14:45	2-5	0-0	0-0	1 0 1	1	2	4	0	0	0	0	-12
33 Shandon Goldman	F 20:22	2-7	1-6	1-1	1 4 5	0	1	6	1	0	1	0	-12
3 Keishawn Davidson	G 24:56	2-7	2-5	0-0	0 0 0	3	0	6	0	1	1	0	-28
4 Jr. Clay	G 28:07	3-10	1-6	2-3	0 0 0	1	3	9	8	2	2	0	-19
50 John Pettway	G 14:47	2-5	0-1	0-0	1 0 1	3	0	4	1	1	1	0	-22
1 Diante Wood	19:35	3-6	0-0	2-2	2 2 4	0	1	8	1	2	0	0	-7
11 Dane Quest	16:49	2-4	0-0	1-2	0 1 1	1	0	5	0	2	2	0	-2
12 Amadou Diarra	11:54	1-2	0-0	2-2	0 1 1	1	3	4	1	1	2	1	-11
13 Kenny White Jr.	19:45	4-10	0-1	0-1	1 3 4	1	5	8	1	2	1	1	-2
14 Mamoudou Diarra	16:49	3-4	2-3	3-3	1 0 1	0	2	11	1	1	0	0	0
5 Marcus Hopkins	07:23	0-0	0-0	0-0	0 4 4	1	0	0	0	0	0	0	-1
10 CJ Gettelfinger	02:24	0-1	0-0	0-0	0 0 0	0	0	0	0	0	0	0	-2
31 Caleb Christopher	02:24	0-1	0-0	0-0	0 0 0	0	0	0	0	0	0	0	-2
Team					6 0 6								
Totals		24-62	6-22	11-14	13 15 28	13 16	65	14 15	10 2 11	24			

Technical Fouls: NONE

Shooting By Period  
 1st FG% 14.29 48.3%  
 3PT% 4.12 33.3%  
 FT% 9.11 81.8%  
 2nd FG% 10.33 30.3%  
 3PT% 2.10 20.0%  
 FT% 2.3 66.7%  
 GM FG% 24.62 38.7%  
 3PT% 6.22 27.9%  
 FT% 11.14 78.6%  
 Dead Ball Rebounds: 1, 2

Biggest lead 0 (1st 20:00) 24 (2nd 0:19)  
 Best Scoring Run 9 (1st 4:43) 13 (1st 16:23)  
 Lead Changes 0  
 Times Tied 0  
 Time with Lead 00:00 39:37

Points from Turnovers 12 19  
 Paint 32 40  
 Second Chance 10 13  
 Fast Breaks 12 13  
 Bench 36 30

Period by Period Scoring  
 1st 2nd TOT  
 MEM 52 37 89

Official Basketball Box Score - Final  
**N.C. Central at Memphis**  
 11/13/21 FedExForum, Memphis  
 2021-22 Men's Basketball  
 Game Time: 6:00 PM  
 Game Duration: 2:09  
 Attendance: 12,893  
 Officials: Doug Shown, Jason Baker, Josue Nieves

**N.C. Central - 51** Record: 0-2

NO. Name	Min	FG	3P	FT	Rebounds	Fouls	TP	AS	TO	ST	Blocks	+/-	
		M-A	M-A	M-A	OR DR TOT	PF					BS BA		
2 Kris Monroe	F 18:51	1-7	0-4	0-0	1 3 4	2	0	2	0	2	0	0	-19
23 Cameron Butler	C 20:49	1-4	0-0	0-0	2 4 6	4	0	2	0	1	0	1	-33
0 Alex Caldwell	G 21:22	2-9	1-6	1-3	0 1 1	2	6	6	1	3	2	1	-28
11 Marque Maultsby	G 23:33	2-7	0-4	3-4	0 5 5	3	2	7	2	2	3	0	-20
44 Randy Miller Jr.	G 19:05	1-7	0-1	2-2	4 1 5	2	3	4	0	1	0	0	-32
4 Dontavious King	15:21	1-4	0-1	0-1	1 1 2	5	2	2	0	1	3	2	-6
3 Asanti Price	16:39	1-6	0-2	0-0	1 1 2	0	0	2	1	3	0	0	-2
21 Eric Boone	19:04	4-7	1-2	4-4	3 2 5	4	3	13	1	8	1	0	-11
1 Ja'Darius Harris	15:11	1-3	0-1	0-1	2 0 1	1	0	2	1	1	2	0	-14
24 Nicolas Fennell	18:36	0-5	0-2	0-4	1 2 3	3	4	0	0	1	0	0	-16
10 Samuel Keta	06:23	1-1	0-0	0-1	0 1 1	0	2	0	0	0	0	0	-4
5 Justin Wright	05:06	2-5	1-2	4-4	0 0 0	2	2	9	0	0	1	0	-2
Team					5 0 5								
Totals		17-65	3-25	14-23	19 21 40	29	24	51	6 26	12 4 13	39		

Technical Fouls: Coach 2nd 17:17

Shooting By Period  
 1st FG% 8.28 26.6%  
 3PT% 2-10 20.0%  
 FT% 5-10 50.0%  
 2nd FG% 9-37 24.3%  
 3PT% 1-15 6.7%  
 FT% 9-13 69.2%  
 GM FG% 17-65 26.2%  
 3PT% 3-25 12.0%  
 FT% 14-23 60.9%  
 Dead Ball Rebounds: 6, 1

Biggest lead 0 (1st 20:00) 49 (2nd 1:20)  
 Best Scoring Run 6 (2nd 0:37) 14 (2nd 9:10)  
 Lead Changes 0  
 Times Tied 0  
 Time with Lead 00:00 39:44

Points from Turnovers 13 36  
 Paint 24 34  
 Second Chance 8 9  
 Fast Breaks 16 25  
 Bench 30 51

Period by Period Scoring  
 1st 2nd TOT  
 NCC 28 28 51

GM 3: NOV. 16, 2021 | #11/16 MEMPHIS 90, SAINT LOUIS 74

GM 4: NOV. 19, 2021 | #11/16 MEMPHIS 74, WKU 62

Official Basketball Box Score - Final  
**Saint Louis at Memphis**  
 11/16/21 FedExForum, Memphis, TN  
 2021-22 Men's Basketball  
 Game Time: 7:00 PM  
 Game Duration: 2:11  
 Attendance: 13,302  
 Officials: Anthony Jordan, Terry Wynn, Bert Smith

**Saint Louis - 74** Record: 3-1

NO. Name	Min	FG	3P	FT	Rebounds	Fouls	TP	AS	TO	ST	Blocks	+/-	
		M-A	M-A	M-A	OR DR TOT	PF					BS BA		
12 Marlen Linssen	F 15:49	4-8	0-0	3-4	2 2 4	5	3	11	0	1	1	1	-3
22 Terrence Hargrove Jr.	F 36:42	9-23	1-4	3 5 6	11 2 4	20	1	0	1	1	3	-12	
1 Yuri Collins	G 29:12	3-13	0-3	0 1 1	2 4 9	7	6	5	0	3	-11		
15 Jordan Nesbitt	G 28:39	3-4	2-6	5-8	1 3 4	4	3	13	3	2	1	-4	
24 Gibson Jamison	G 22:18	1-3	1-2	3-4	0 0 1	3	6	0	1	0	0	-16	
5 Francis Okoro	22:22	1-6	0-0	5-6	9 4 13	3	7	0	1	2	3	-17	
20 Fred Thatch Jr.	14:50	0-1	0-0	1-4	1 3 4	2	3	1	0	3	1	-16	
55 Deandre Jones	17:38	2-7	1-6	0-0	1 0 1	1	2	5	1	2	0	0	-6
11 Rashad Williams	06:37	0-1	0-0	0-0	0 0 0	0	0	0	0	0	0	0	2
2 Markhi Strickland	03:21	1-1	0-0	0-0	1 0 1	2	0	2	0	0	0	0	2
23 Lassina Traore	01:49	0-0	0-0	0-0	0 1 1	1	0	0	0	0	0	0	4
13 Andre Lorentsson	01:43	0-0	0-0	0-0	0 0 0	0	0	0	0	0	0	0	5
Team					1 1 2								
Totals		24-77	5-22	21-32	23 21 44	23 26	74	12 14 11	6 14	-16			

Technical Fouls: NONE

Shooting By Period  
 1st FG% 8-31 25.8%  
 3PT% 1-6 16.7%  
 FT% 10-18 55.6%  
 2nd FG% 16-46 34.8%  
 3PT% 4-16 25.0%  
 FT% 11-14 78.6%  
 GM FG% 24-77 31.2%  
 3PT% 5-22 22.7%  
 FT% 21-32 65.6%  
 Dead Ball Rebounds: 5, 0

Biggest lead 3 (1st 18:41) 24 (2nd 14:02)  
 Best Scoring Run 6 (1st 2:30) 10 (1st 4:26)  
 Lead Changes 3  
 Times Tied 3  
 Time with Lead 04:16 32:25

Points from Turnovers 27 19  
 Paint 36 42  
 Second Chance 12 10  
 Fast Breaks 16 28  
 Bench 15 42

Period by Period Scoring  
 1st 2nd TOT  
 SLU 27 47 74

Official Basketball Box Score - Final  
**Western Ky. at Memphis**  
 11/19/21 FedExForum, Memphis, TN  
 2021-22 Men's Basketball  
 Game Time: 7:00 PM  
 Game Duration: 1:59  
 Attendance: 13,375  
 Officials: Doug Shown, K.B. Burdett Jr., Vladimir Voyard-Tadai

**Western Ky. - 62** Record: 1-3

NO. Name	Min	FG	3P	FT	Rebounds	Fouls	TP	AS	TO	ST	Blocks	+/-		
		M-A	M-A	M-A	OR DR TOT	PF					BS BA			
1 Jaylen Butz	F 10:36	0-2	0-0	0-0	1 0 1	3	1	0	0	1	0	0	-13	
3 Jairus Hamilton	F 32:18	5-16	2-8	2-2	1 2 4	4	14	1	6	1	1	3	-12	
4 Josh Anderson	G 26:23	3-6	1-2	0-0	0 1 1	3	1	7	1	3	6	0	-14	
14 Luke Frampton	G 33:11	2-9	2-7	0-0	0 5 5	2	5	6	4	1	0	0	-14	
20 Dayton McKnight	G 37:33	4-8	0-0	3-7	5 3 8	1	5	11	4	10	5	0	-17	
33 Jamarion Sharp	28:09	3-6	0-0	2-2	5 2 7	4	2	6	0	1	4	5	0	-17
55 Camron Justice	29:23	7-13	4-8	0-0	1 2 3	1	1	18	3	3	2	1	-3	
13 Sherman Brashear	02:27	0-1	0-0	0-0	0 0 0	1	0	0	0	0	0	0	5	
Team					1 2 3									
Totals		24-61	9-26	5-13	14 16 30	20 16	62	13 25	19 7 6	-12				

Technical Fouls: Coach 2nd 7:49, Justice 2nd 7:23

Shooting By Period  
 1st FG% 15-27 55.6%  
 3PT% 5-12 41.7%  
 FT% 3-7 42.9%  
 2nd FG% 9-34 26.5%  
 3PT% 4-14 28.6%  
 FT% 2-6 33.3%  
 GM FG% 24-61 39.3%  
 3PT% 9-26 34.6%  
 FT% 5-13 38.5%  
 Dead Ball Rebounds: 3, 1

Biggest lead 10 (1st 8:00) 12 (2nd 0:33)  
 Best Scoring Run 12 (1st 8:00) 12 (2nd 14:09)  
 Lead Changes 6  
 Times Tied 5  
 Time with Lead 13:30 23:16

Points from Turnovers 25 27  
 Paint 24 48  
 Second Chance 7 20  
 Fast Breaks 15 12  
 Bench 24 23

Period by Period Scoring  
 1st 2nd TOT  
 WKU 38 24 62

## 2021-22 OVERALL STATISTICS

### Game Records

Record	Overall	Home	Away	Neutral
ALL GAMES	4-0	4-0	0-0	0-0
CONFERENCE	0-0	0-0	0-0	0-0
NON-CONFERENCE	4-0	4-0	0-0	0-0

### Score by Periods

Team	1st	2nd	OT	TOT
Memphis	170	173	0	343
Opponents	129	123	0	252

### Team Box Score

No.	Player				Total		3-Point		F-Throw		Rebounds											
		GP-GS	MIN	AVG	FG-FGA	FG%	3FG-3FGA	3FG%	FT-FTA	FT%	OFF	DEF	TOT	AVG	PF	DQ	A	TO	BLK	STL	PTS	AVG
2	DUREN, Jalen	4-4	101:01	25.3	21-28	.750	0-0	.000	18-27	.667	13	30	43	10.8	9	0	4	12	19	3	60	15.0
1	BATES, Emoni	4-4	113:40	28.4	17-36	.472	10-24	.417	9-14	.643	3	11	14	3.5	4	0	9	13	2	1	53	13.3
12	WILLIAMS, DeAndre	4-4	68:45	17.2	17-29	.586	0-7	.000	3-6	.500	2	13	15	3.8	13	1	4	9	3	5	37	9.3
11	QUINONES, Lester	4-3	91:59	23.0	11-20	.550	5-13	.385	9-12	.750	5	13	18	4.5	7	0	3	6	1	9	36	9.0
14	HARRIS, Tyler	4-0	38:05	9.5	11-16	.688	7-10	.700	3-6	.500	2	1	3	0.8	2	0	1	3	0	1	32	8.0
3	NOLLEY II, Landers	4-0	81:31	20.4	10-25	.400	3-12	.250	9-12	.750	3	13	16	4.0	8	0	8	8	3	3	32	8.0
25	MINOTT, Josh	4-0	48:47	12.2	11-13	.846	1-1	1.000	5-7	.714	5	7	12	3.0	11	2	3	5	4	2	28	7.0
20	HARDAWAY, Jayden	4-1	61:18	15.3	8-17	.471	4-6	.667	2-3	.667	1	5	6	1.5	2	0	6	3	2	5	22	5.5
0	TIMBERLAKE, Earl	4-0	59:12	14.8	7-16	.438	0-0	.000	4-8	.500	3	7	10	2.5	9	0	9	6	3	3	18	4.5
10	LOMAX, Alex	4-4	79:54	20.0	4-13	.308	0-3	.000	8-10	.800	2	8	10	2.5	8	0	12	12	1	10	16	4.0
23	DANDRIDGE, Malcolm	4-0	29:41	7.4	2-10	.200	0-0	.000	3-4	.750	5	0	5	1.3	9	0	2	4	4	0	7	1.8
4	LAWSON, Chandler	3-0	16:21	5.4	1-3	.333	0-1	.000	0-4	.000	1	4	5	1.7	1	0	3	2	2	0	2	0.7
30	GLENNON, Conor	2-0	04:07	2.1	0-1	.000	0-0	.000	0-0	.000	0	0	0	0.0	0	0	0	0	0	0	0	0.0
15	CAMDEN, John	1-0	01:42	1.7	0-0	.000	0-0	.000	0-0	.000	0	1	1	1.0	0	0	0	0	0	0	0	0.0
31	JACOBS, Tadarius	2-0	03:57	2.0	0-1	.000	0-1	.000	0-0	.000	0	0	0	0.0	1	0	0	0	0	1	0	0.0
Team											6	6	12				3					
<b>Total</b>		<b>4</b>	<b>800</b>		<b>120-228</b>	<b>.526</b>	<b>30-78</b>	<b>.385</b>	<b>73-113</b>	<b>.646</b>	<b>51</b>	<b>119</b>	<b>170</b>	<b>42.5</b>	<b>84</b>	<b>3</b>	<b>64</b>	<b>86</b>	<b>44</b>	<b>43</b>	<b>343</b>	<b>85.8</b>
<b>Opponents</b>		<b>4</b>	<b>800</b>		<b>89-265</b>	<b>.336</b>	<b>23-95</b>	<b>.242</b>	<b>51-82</b>	<b>.622</b>	<b>69</b>	<b>73</b>	<b>142</b>	<b>35.5</b>	<b>83</b>	<b>2</b>	<b>45</b>	<b>80</b>	<b>19</b>	<b>52</b>	<b>252</b>	<b>63.0</b>

### Team Statistics

	MEM	OPP
<b>Scoring</b>	<b>343</b>	<b>252</b>
Points per game	85.8	63.0
Scoring margin	+22.8	-
<b>Field goals-att</b>	<b>120-228</b>	<b>89-265</b>
Field goal pct	.526	.336
<b>3 point fg-att</b>	<b>30-78</b>	<b>23-95</b>
3-point FG pct	.385	.242
3-pt FG made per game	7.5	5.8
<b>Free throws-att</b>	<b>73-113</b>	<b>51-82</b>
Free throw pct	.646	.622
F-Throws made per game	18.3	12.8
<b>Rebounds</b>	<b>170</b>	<b>142</b>
Rebounds per game	42.5	35.5
Rebounding margin	+7.0	-
<b>Assists</b>	<b>64</b>	<b>45</b>
Assists per game	16.0	11.3
<b>Turnovers</b>	<b>86</b>	<b>80</b>
Turnovers per game	21.5	20.0
Turnover margin	-1.5	-
Assist/turnover ratio	0.7	0.6
<b>Steals</b>	<b>43</b>	<b>52</b>
Steals per game	10.8	13.0
<b>Blocks</b>	<b>44</b>	<b>19</b>
Blocks per game	11.0	4.8
<b>Winning streak</b>	<b>4</b>	<b>-</b>
Home win streak	4	-
<b>Attendance</b>	<b>52498</b>	<b>0</b>
Home games-Avg/Game	4-13125	0-0
Neutral site-Avg/Game	-	0-0

### Team Results

Date	Opponent		Score	Att.
11/09/2021	Tennessee Tech	W	89-65	12928
11/13/2021	N.C. Central	W	90-51	12893
11/16/2021	Saint Louis	W	90-74	13302
11/19/2021	Western Ky.	W	74-62	13375



**EARL TIMBERLAKE**  
**G | 6-6 | 220 | SO. | TR**  
**WASHINGTON, D.C.**  
**DEMATHA CATHOLIC (MD.) / MIAMI (FLA.)**

**2021-22 (SOPHOMORE)**

- Dished out six assists and had six points, five rebounds, two steals and a block against North Carolina Central on Nov. 13
- Debuted with 12 minutes in the season opener against Tennessee Tech

**2020-21 (FRESHMAN AT MIAMI)**

- Played in seven games as a freshman at Miami (Fla.), battling injuries along the way
- Averaged 9.3 points, 5.0 rebounds and 2.5 assists per contest
- Scored in double figures in five-of-seven games
- Also grabbed eight rebounds in two of those contests

**PRIOR TO MEMPHIS/PERSONAL**

- Was a consensus 4-star, top-40 recruit at DeMatha Catholic (Md.)
- Averaged 16.5 points, 10.0 rebounds and 4.0 assists per game as a senior, helping DeMatha to a 30-3 record
- Was a McDonald's All-American Game nominee
- Earned both All-WCAC First Team and The Washington Post All-Met First Team honors
- Also earned MaxPreps All-America Honorable Mention and Jersey Mike's Naismith All-America Honorable Mention
- Attended Rock Christian Academy (Md.) as a freshman
- Honor roll student
- On the Nike EYBL circuit, averaged 18.3 points on 46.4 percent shooting across 18 outings for Team Durant in 2019
- Added 9.6 rebounds and 2.4 assists per game
- Former DeMatha basketball standouts include Adrian Dantley, Danny Ferry, Markelle Fultz, Victor Oladipo and several other NBA players

**TIMBERLAKE'S GAME-BY-GAME**

Date	Opponent	GS	Min	FG/A	PCT.	3FG/A	PCT	FT/A	PCT	OFF	DEF	TOTAL	AVG	PF	AST	TO	BLK	STL	PTS	AVG	
Nov. 9	Tennessee Tech	12	1-6	.167	0-0	.000	0-0	.000	1	0	1	1.0	0	1	0	2	0	2	2	2.0	
Nov. 13	NC Central	19	2-3	.667	0-0	.000	2-4	.500	1	4	5	3.0	2	6	2	1	2	1	6	4.0	
Nov. 16	Saint Louis	16	0-1	.000	0-0	.000	0-2	.000	0	2	2	2.7	4	0	2	0	0	0	0	2.7	
Nov. 19	Western Ky.	13	4-6	.667	0-0	.000	2-2	1.000	1	1	2	2.5	3	2	2	0	1	10	4.5		
Nov. 24	vs. Virginia Tech																				
Nov. 26	vs. NIT																				
Dec. 1	at Georgia																				
Dec. 4	at Ole Miss																				
Dec. 10	Murray State																				
Dec. 14	Alabama																				
Dec. 18	vs. Tennessee																				
Dec. 21	Alabama State																				
Dec. 29	at Tulane																				
Jan. 1	at Wichita State																				
Jan. 4	Tulsa																				
Jan. 9	Cincinnati																				
Jan. 12	at UCF																				
Jan. 15	at East Carolina																				
Jan. 20	SMU																				
Jan. 23	at Tulsa																				
Jan. 27	East Carolina																				
Feb. 3	at Cincinnati																				
Feb. 5	UCF																				
Feb. 9	Tulane																				
Feb. 12	at Houston																				
Feb. 20	at SMU																				
Feb. 24	Temple																				
Feb. 27	Wichita State																				
March 3	at South Florida																				
March 6	Houston																				
March 10	vs. AAC Tourn.																				
March 11	vs. AAC Tourn.																				
March 12	vs. AAC Tourn.																				
March 13	vs. AAC Tourn.																				
TBA	vs. NCAA Tourn.																				

**TIMBERLAKE'S SEASON/CAREER HIGHS (AT MEMPHIS)**

	SEASON			CAREER			AMERICAN ATHLETIC CONFERENCE		
POINTS	10	vs. Western Kentucky (11/19/21)	10	vs. Western Kentucky (11/19/21)	0				
FG	4	vs. Western Kentucky (11/19/21)	4	vs. Western Kentucky (11/19/21)	0				
FGA	6	2x, last vs. WKU (11/19/21)	6	2x, last vs. WKU (11/19/21)	0				
3FG	0		0		0				
3FGA	0		0		0				
FT	2	2x, last vs. WKU (11/19/21)	2	2x, last vs. WKU (11/19/21)	0				
FTA	4	vs. NC Central (11/13/21)	4	vs. NC Central (11/13/21)	0				
REBS	5	vs. NC Central (11/13/21)	5	vs. NC Central (11/13/21)	0				
AST	6	vs. NC Central (11/13/21)	6	vs. NC Central (11/13/21)	0				
BLK	2	vs. Tennessee Tech (11/9/21)	2	vs. Tennessee Tech (11/9/21)	0				
STL	2	vs. NC Central (11/13/21)	2	vs. NC Central (11/13/21)	0				
MINS	19	vs. NC Central (11/13/21)	19	vs. NC Central (11/13/21)	0				

**TIMBERLAKE'S CAREER STATISTICS**

YEAR	GP	GS	MIN	AVG	TOTAL FG			3-PT FG			FREE THROWS			REBOUNDS				PF	FO	AST	AST/G	TO	BLK	STL	PTS	AVG
					FG	FGA	PCT	3FG	FGA	PCT	FT	FTA	PCT	OFF	DEF	TOT	AVG									
2020-21	7	3	192	27.3	22	49	.449	2	7	.286	19	27	.704	11	24	35	5.0	21	0	17	2.4	23	4	12	65	9.3
2021-22	4	0	60	15.0	7	16	.438	0	0	.000	4	8	.500	3	7	10	2.5	9	0	9	2.3	6	3	3	18	4.5
MEM	4	0	60	15.0	7	16	.438	0	0	.000	4	8	.500	3	7	10	2.5	9	0	9	2.3	6	3	3	18	4.5
TOTAL	11	3	252	22.9	29	65	.446	2	7	.286	23	35	.657	14	31	45	4.1	30	0	26	2.4	29	7	15	83	7.5





1

**EMONI BATES**  
**F | 6-9 | 190 | FR. | HS**  
**YPSILANTI, MICH.**  
**YPSI PREP ACADEMY (MICH.)**

**HONORS**

- 2021-22 Preseason All-AAC Second Team

**2021-22 (FRESHMAN)**

- Was named the AAC Freshman of the Week after first two games of collegiate career
- Scored 17 points on 6-of-9 shooting in Tiger debut on Nov. 9 against Tennessee Tech

**PRIOR TO MEMPHIS/PERSONAL**

- Born on Jan. 28, 2004, making him 18 the calendar year of the 2022 NBA Draft and therefore not eligible due to the 19-year-old requirement
- Played junior season at Ypsi Prep Academy in Ypsilanti, Mich.
- Reclassified to the Class of 2021
- Was a consensus top-five, five-star recruit by every major recruiting service
- Averaged 24.6 points, 6.6 rebounds and 2.4 assists per game as a junior in 2020-21
- Started high school career at Lincoln High School in Ypsilanti and helped the team to its first state championship as a freshman
- Was named the MaxPreps Freshman of the Year
- Followed up with 2020 Gatorade National Player of the Year honors a year later, after averaging 32.4 points, 9.0 rebounds, 3.0 assists and 2.2 steals per game that included a 63-point, 21-rebound outing
- Before coming to Memphis, suited up with fellow Tiger teammate Jalen Duren on Team Final during the summer 2021 EYBL circuit
- Two summers before, played on father's Bates Fundamentals 16U team at the 2019 Peach Jam and was named to the All-Peach Jam First Team alongside Cade Cunningham, Jalen Green and Jonathan Kuminga
- Cunningham and Green went 1-2 in the 2021 NBA Draft, and Kuminga was picked No. 7
- Chose Memphis over Oregon, Michigan State and the NBA's G League

**2021-22 GAME-BY-GAME**

Date	Opponent	GS	Min	FG/A	PCT.	3FG/A	PCT	FT/A	PCT	OFF	DEF	TOTAL	AVG	PF	AST	TO	BLK	STL	PTS	AVG
Nov. 9	Tennessee Tech	*	30	6-9	.667	4-7	.571	1-3	.333	1	3	4	4.0	0	4	2	0	1	17	17.0
Nov. 13	NC Central	*	27	3-7	.429	2-5	.400	7-9	.778	0	4	4	4.0	1	1	3	0	0	15	16.0
Nov. 16	Saint Louis	*	26	6-10	.600	3-6	.500	1-2	.500	0	2	2	3.3	3	2	4	2	0	16	16.0
Nov. 19	Western Ky.	*	31	2-10	.200	1-6	.167	0-0	.000	2	2	4	3.5	0	2	4	0	0	5	13.3
Nov. 24	vs. Virginia Tech																			
Nov. 26	vs. NIT																			
Dec. 1	at Georgia																			
Dec. 4	at Ole Miss																			
Dec. 10	Murray State																			
Dec. 14	Alabama																			
Dec. 18	vs. Tennessee																			
Dec. 21	Alabama State																			
Dec. 29	at Tulane																			
Jan. 1	at Wichita State																			
Jan. 4	Tulsa																			
Jan. 9	Cincinnati																			
Jan. 12	at UCF																			
Jan. 15	at East Carolina																			
Jan. 20	SMU																			
Jan. 23	at Tulsa																			
Jan. 27	East Carolina																			
Feb. 3	at Cincinnati																			
Feb. 5	UCF																			
Feb. 9	Tulane																			
Feb. 12	at Houston																			
Feb. 20	at SMU																			
Feb. 24	Temple																			
Feb. 27	Wichita State																			
March 3	at South Florida																			
March 6	Houston																			
March 10	vs. AAC Tourn.																			
March 11	vs. AAC Tourn.																			
March 12	vs. AAC Tourn.																			
March 13	vs. AAC Tourn.																			
TBA	vs. NCAA Tourn.																			

**BATES' SEASON/CAREER HIGHS**

	SEASON			CAREER			AMERICAN ATHLETIC CONFERENCE		
POINTS	17	vs. Tennessee Tech (11/9/21)	17	vs. Tennessee Tech (11/9/21)	0				
FG	6	vs. Tennessee Tech (11/9/21)	6	vs. Tennessee Tech (11/9/21)	0				
FGA	10	2x, last vs. WKU (11/19/21)	10	2x, last vs. WKU (11/19/21)	0				
3FG	4	vs. Tennessee Tech (11/9/21)	4	vs. Tennessee Tech (11/9/21)	0				
3FGA	7	vs. Tennessee Tech (11/9/21)	7	vs. Tennessee Tech (11/9/21)	0				
FT	7	vs. NC Central (11/13/21)	7	vs. NC Central (11/13/21)	0				
FTA	9	2x, last vs. NC Central (11/13/21)	9	2x, last vs. NC Central (11/13/21)	0				
REBS	4	3x, last vs. WKU (11/19/21)	4	3x, last vs. WKU (11/19/21)	0				
AST	4	vs. Tennessee Tech (11/9/21)	4	vs. Tennessee Tech (11/9/21)	0				
BLK	2	vs. Saint Louis (11/16/21)	2	vs. Saint Louis (11/16/21)	0				
STL	1	vs. Tennessee Tech (11/9/21)	1	vs. Tennessee Tech (11/9/21)	0				
MINS	31	vs. Western Kentucky (11/19/21)	31	vs. Western Kentucky (11/19/21)	0				

**BATES' CAREER STATISTICS**

YEAR	GP	GS	MIN	AVG	TOTAL FG			3-PT FG			FREE THROWS			REBOUNDS				PF	FO	AST	AST/G	TO	BLK	STL	PTS	AVG
					FG	FGA	PCT	3FG	FGA	PCT	FT	FTA	PCT	OFF	DEF	TOT	AVG									
2021-22	4	4	114	28.5	17	36	.472	10	24	.417	9	14	.643	3	11	14	3.5	4	0	9	2.3	13	2	1	53	13.3
TOTAL	4	4	114	28.5	17	36	.472	10	24	.417	9	14	.643	3	11	14	3.5	4	0	9	2.3	13	2	1	53	13.3



2

**JALEN DUREN**  
**C | 6-11 | 250 | FR. | HS**  
**SHARON HILL, PA.**  
**MONTVERDE ACADEMY (FLA.)**

**HONORS**

- 2021-22 Preseason AAC Rookie of the Year
- 2021-22 Preseason All-AAC First Team

**2021-22 (FRESHMAN)**

- Named AAC Freshman of the Week Nov. 22 after averaging 17.5 points, 13.5 rebounds and 5.5 blocks per game in wins over Saint Louis and Western Kentucky and shooting 73.3 percent from the floor (11-15)
- Was the fourth freshman in the nation since 2010-11 to have a 20-point, 19-rebound, five-block game, when he did so against Western Kentucky on Nov. 19
- Swatted six shots against Saint Louis on Nov. 16
- Had first double-double of 10 points and 10 rebounds against North Carolina Central Nov. 13, after being scoreless with three rebounds in the first half
- Made Memphis debut on Nov. 9 against Tennessee Tech and had 15 points, six rebounds and five blocked shots

**PRIOR TO MEMPHIS/PERSONAL**

- Born on Nov. 18, 2003, making him 19 the calendar year of the 2022 NBA Draft and therefore eligible due to the 19-year-old requirement
- Has a wingspan of 7-5 1/4
- Played junior season at Montverde Academy in Montverde, Fla.
- Former Tiger and current Toronto Raptors forward Precious Achiuwa also suited up for Montverde
- Reclassified to the Class of 2021
- Was the No. 1 prospect in the nation according to Rivals and a consensus 5-star recruit
- Helped Montverde to the 2021 High School Nationals championship and averaged 14.5 points and 9.3 rebounds per game while shooting 62.9 percent from the floor
- Averaged 12.7 points, 9.0 rebounds and 2.0 blocks in three games at Nationals and had nine points and nine rebounds in the title game
- Excelled on the summer circuit in 2021, helping Team Final to the Nike Peach Jam Championship
- Had 17 points, 10 rebounds and three blocked shots in the championship game over Brad Beal Elite
- Played 15 games with Team Final in July and contributed 13.7 points, 8.7 rebounds and 2.3 blocks per game
- In 2019, captured a gold medal in the FIBA Americas U16 Championship representing USA Basketball
- In six games in Brazil, averaged over 10 points, eight rebounds and two blocks per outing
- Chose the Tigers over Kentucky, Miami, the NBA's G League and the NBL in Australia

**2021-22 GAME-BY-GAME**

Date	Opponent	GS	Min	FG/A	PCT.	3FG/A	PCT	FT/A	PCT	OFF	DEF	TOTAL	AVG	PF	AST	TO	BLK	STL	PTS	AVG	
Nov. 9	Tennessee Tech	*	31	7-10	.700	0-0	.000	1-2	.500	3	3	6	6.0	1	2	3	5	0	15	15.0	
Nov. 13	NC Central	*	18	3-3	1.000	0-0	.000	4-5	.800	1	9	10	8.0	3	0	2	3	0	10	12.5	
Nov. 16	Saint Louis	*	21	3-3	1.000	0-0	.000	7-11	.636	3	5	8	8.0	2	0	2	6	1	13	12.7	
Nov. 19	Western Ky.	*	31	8-12	.667	0-0	.000	6-9	.667	6	13	19	10.8	3	2	5	5	2	22	15.0	
Nov. 24	vs. Virginia Tech																				
Nov. 26	vs. NIT																				
Dec. 1	at Georgia																				
Dec. 4	at Ole Miss																				
Dec. 10	Murray State																				
Dec. 14	Alabama																				
Dec. 18	vs. Tennessee																				
Dec. 21	Alabama State																				
Dec. 29	at Tulane																				
Jan. 1	at Wichita State																				
Jan. 4	Tulsa																				
Jan. 9	Cincinnati																				
Jan. 12	at UCF																				
Jan. 15	at East Carolina																				
Jan. 20	SMU																				
Jan. 23	at Tulsa																				
Jan. 27	East Carolina																				
Feb. 3	at Cincinnati																				
Feb. 5	UCF																				
Feb. 9	Tulane																				
Feb. 12	at Houston																				
Feb. 20	at SMU																				
Feb. 24	Temple																				
Feb. 27	Wichita State																				
March 3	at South Florida																				
March 6	Houston																				
March 10	vs. AAC Tourn.																				
March 11	vs. AAC Tourn.																				
March 12	vs. AAC Tourn.																				
March 13	vs. AAC Tourn.																				
TBA	vs. NCAA Tourn.																				

**DUREN'S SEASON/CAREER HIGHS**

	SEASON		CAREER		AMERICAN ATHLETIC CONFERENCE
POINTS	22	vs. Western Kentucky (11/19/21)	22	vs. Western Kentucky (11/19/21)	0
FG	8	vs. Western Kentucky (11/19/21)	8	vs. Western Kentucky (11/19/21)	0
FGA	12	vs. Western Kentucky (11/19/21)	12	vs. Western Kentucky (11/19/21)	0
3FG	0		0		0
3FGA	0		0		0
FT	7	vs. Saint Louis (11/16/21)	7	vs. Saint Louis (11/16/21)	0
FTA	11	vs. Saint Louis (11/16/21)	11	vs. Saint Louis (11/16/21)	0
REBS	19	vs. Western Kentucky (11/19/21)	19	vs. Western Kentucky (11/19/21)	0
AST	2	2x, last vs. WKU (11/19/21)	2	2x, last vs. WKU (11/19/21)	0
BLK	6	vs. Saint Louis (11/16/21)	6	vs. Saint Louis (11/16/21)	0
STL	2	vs. Western Kentucky (11/19/21)	2	vs. Western Kentucky (11/19/21)	0
MINS	31	2x, last vs. WKU (11/19/21)	31	2x, last vs. WKU (11/19/21)	0

**DUREN'S CAREER STATISTICS**

YEAR	GP	GS	MIN	AVG	TOTAL FG			3-PT FG			FREE THROWS			REBOUNDS				PF	FO	AST	AST/G	TO	BLK	STL	PTS	AVG
					FG	FGA	PCT	3FG	FGA	PCT	FT	FTA	PCT	OFF	DEF	TOT	AVG									
2021-22	4	4	101	25.3	21	28	.750	0	0	.000	18	27	.667	13	30	43	10.8	9	0	4	1.0	12	19	3	60	15.0
<b>TOTAL</b>	<b>4</b>	<b>4</b>	<b>101</b>	<b>25.3</b>	<b>21</b>	<b>28</b>	<b>.750</b>	<b>0</b>	<b>0</b>	<b>.000</b>	<b>18</b>	<b>27</b>	<b>.667</b>	<b>13</b>	<b>30</b>	<b>43</b>	<b>10.8</b>	<b>9</b>	<b>0</b>	<b>4</b>	<b>1.0</b>	<b>12</b>	<b>19</b>	<b>3</b>	<b>60</b>	<b>15.0</b>



3

**LANDERS NOLLEY II**  
**G | 6-7 | 208 | R-JR. | 1L**  
**FAIRBURN, GA.**  
**LANGSTON HUGHES HS / VIRGINIA TECH**

**HONORS**

- 2021-22 Preseason All-AAC First Team
- 2021 NIT Most Outstanding Player
- 2021 All-AAC First Team
- 2020 ACC All-Freshman Team (Virginia Tech)
- 2020 All-ACC Honorable Mention (Virginia Tech)
- 2019-20 ACC Men's Basketball All-Academic Team (Virginia Tech)

**2021-22 (REDSHIRT-JUNIOR)**

- Grabbed 10 rebounds with three blocked shots Nov. 16 against Saint Louis on Nov. 16

**2020-21 (REDSHIRT-SOPHOMORE)**

- Led the Tigers in points per game (13.1), minutes per game (27.5), 3-point shooting (.387, 65-168) and free throw shooting (.803, 49-61)
- 3-point field goal percentage was fifth-best among sophomores in Memphis history, and 65 3-pointers were third-most
- Had 18 games with 10-plus points and six with 20-or-more, both of which led the team
- Led Memphis in scoring in a team-high 12 games
- Was named to the All-American Athletic Conference First Team
- Was the Most Outstanding Player of the 2021 NIT
- Averaged 16.5 points per game in Memphis' four NIT contests
- Finished 11th in the AAC in scoring
- Was eighth in 3-point percentage and fifth in 3-pointers per game (2.3)

**2019-20 (REDSHIRT-FRESHMAN AT VT)**

- Averaged 15.5 points, 5.8 rebounds and 2.4 assists as a freshman with the Hokies and was named to the Atlantic Coast Conference All-Freshman Team
- In addition to earning a spot on the all-freshman team, made All-ACC Honorable Mention and was a member of the 2019-20 ACC Men's Basketball All-Academic Team
- Scoring average ranked ninth in the ACC and 12th nationally among freshman
- Became the first freshman to lead the team in scoring since Virginia Tech joined the ACC during the 2004-05 season

**PRIOR TO MEMPHIS/PERSONAL**

- Led teams to three-straight state championships, one in Chicago and two in Fairburn, Ga., with Langston Hughes High School
- At Langston Hughes, set the school record for career points in just two seasons and was named the Atlanta Journal-Constitution Player of the Year – and all-state – as a senior
- Averaged 31 points, eight rebounds and three assists as a senior
- Scored 26 points with six rebounds and four blocks in the 2017 6A title game
- As a junior, averaged 25 points and seven rebounds
- While playing for Curie High in Chicago as a sophomore, averaged 17 points per game en route to leading the team to the 4A state title

**2021-22 GAME-BY-GAME**

Date	Opponent	GS	Min	FG/A	PCT.	3FG/A	PCT	FT/A	PCT	OFF	DEF	TOTAL	AVG	PF	AST	TO	BLK	STL	PTS	AVG
Nov. 9	Tennessee Tech	21	3-6	.500	2-4	.500	2-3	.667	1	2	3	3.0	1	4	3	0	1	10	10.0	
Nov. 13	NC Central	19	4-6	.667	1-3	.333	3-3	1.000	0	2	2	2.5	0	0	0	0	0	12	11.0	
Nov. 16	Saint Louis	22	2-8	.250	0-3	.000	3-4	.750	2	8	10	5.0	3	4	3	3	1	7	9.7	
Nov. 19	Western Ky.	20	1-5	.200	0-2	.000	1-2	.500	0	1	1	4.0	4	0	2	0	1	3	8.0	
Nov. 24	vs. Virginia Tech																			
Nov. 26	vs. NIT																			
Dec. 1	at Georgia																			
Dec. 4	at Ole Miss																			
Dec. 10	Murray State																			
Dec. 14	Alabama																			
Dec. 18	vs. Tennessee																			
Dec. 21	Alabama State																			
Dec. 29	at Tulane																			
Jan. 1	at Wichita State																			
Jan. 4	Tulsa																			
Jan. 9	Cincinnati																			
Jan. 12	at UCF																			
Jan. 15	at East Carolina																			
Jan. 20	SMU																			
Jan. 23	at Tulsa																			
Jan. 27	East Carolina																			
Feb. 3	at Cincinnati																			
Feb. 5	UCF																			
Feb. 9	Tulane																			
Feb. 12	at Houston																			
Feb. 20	at SMU																			
Feb. 24	Temple																			
Feb. 27	Wichita State																			
March 3	at South Florida																			
March 6	Houston																			
March 10	vs. AAC Tourn.																			
March 11	vs. AAC Tourn.																			
March 12	vs. AAC Tourn.																			
March 13	vs. AAC Tourn.																			
TBA	vs. NCAA Tourn.																			

**NOLLEY'S SEASON/CAREER HIGHS (AT MEMPHIS)**

	SEASON	CAREER	AMERICAN ATHLETIC CONFERENCE
POINTS	12 vs. NC Central (11/13/21)	27 vs. Colorado State (3/27/21)	20 vs. UCF (2/1/21)
FG	4 vs. NC Central (11/13/21)	9 2x, last vs. Colorado St. (3/27/21)	8 vs. UCF (2/1/21)
FGA	8 vs. Saint Louis (11/16/21)	20 vs. Dayton (3/20/21)	16 vs. UCF (2/1/21)
3FG	2 vs. Tennessee Tech (11/9/21)	7 vs. Colorado State (3/27/21)	5 at SMU (1/28/21)
3FGA	4 vs. Tennessee Tech (11/9/21)	11 2x, last vs. Colorado St. (3/27/21)	9 2x, last at SMU (1/28/21)
FT	3 2x, last vs. Saint Louis (11/16/21)	7 vs. Central Arkansas (12/4/20)	6 2x, last vs. UCF (2/1/21)
FTA	4 vs. Saint Louis (11/16/21)	8 at Tulane (12/16/20)	8 at Tulane (12/16/20)
REBS	10 vs. Saint Louis (11/16/21)	12 vs. UCF (3/12/21)	10 vs. UCF (2/3/21)
AST	4 2x, last vs. Saint Louis (11/16/21)	5 2x, last vs. Dayton (3/20/21)	3 6x, last vs. Tulane (2/24/21)
BLK	3 vs. Saint Louis (11/16/21)	3 vs. Saint Louis (11/16/21)	2 2x, last vs. Tulane (2/24/21)
STL	1 3x, last vs. WKU (11/19/21)	4 vs. Central Arkansas (12/4/20)	2 7x, last at Houston (3/7/21)
MINS	22 vs. Saint Louis (11/16/21)	36 vs. Dayton (3/20/21)	35 at Houston (3/7/21)

**NOLLEY'S CAREER STATISTICS**

YEAR	GP	GS	MIN	AVG	TOTAL FG			3-PT FG			FREE THROWS			REBOUNDS				PF	FO	AST	AST/G	TO	BLK	STL	PTS	AVG
					FG	FGA	PCT	3FG	FGA	PCT	FT	FTA	PCT	OFF	DEF	TOT	AVG									
2019-20	32	29	967	30.3	171	462	.370	68	215	.316	85	109	.780	25	161	186	5.8	63	1	77	2.4	87	10	24	495	15.5
2020-21	28	25	766	27.4	127	306	.415	65	168	.387	49	61	.803	25	89	114	4.1	57	1	50	1.8	63	5	31	368	13.1
2021-22	4	0	82	20.5	10	25	.400	3	12	.250	9	12	.750	3	13	16	4.0	8	0	8	2.0	8	3	3	32	8.0
MEM	32	25	848	26.5	137	331	.414	68	180	.378	58	73	.795	28	102	130	4.1	65	1	58	1.8	71	8	34	400	12.5
TOTAL	64	54	1815	28.4	308	793	.388	136	395	.344	143	182	.786	53	263	316	4.9	128	2	135	2.1	158	18	58	895	14.0



4

**CHANDLER LAWSON**  
 F | 6-7 | 215 | JR. | TR  
 MEMPHIS, TENN.  
 WOODDALE HS / OREGON

**2021-22 (JUNIOR)**

- Made Memphis debut on Nov. 9 against Tennessee Tech

**2019-20 & 2020-21 (FR. & SO. AT OREGON)**

- Played two seasons at Oregon after arriving as a 4-star recruit and ESPN's 58th-ranked player
- Appeared in all 59 games for the Ducks and made 20 starts
- Averaged nearly 19 minutes per game
- Was the only Oregon freshman to appear in all 31 games in 2019-20
- Oregon went 24-7 and was ranked 13th in the nation that season before the year ended early due to the COVID-19 pandemic
- In Oregon career, shot 51.5 percent from the field (106-206) and averaged 4.4 points and 3.5 rebounds per game

**PRIOR TO MEMPHIS/PERSONAL**

- Has a wingspan of 7-7
- While prepping in Memphis, helped East High School win three-straight state championships (2016-18)
- The 2018 state championship team was coached by Penny Hardaway
- Brother, Johnathan, was a freshman on 2018 team
- Hardaway was an assistant coach on 2016 and 2017 squads in freshman and sophomore seasons
- Won a fourth-straight at Wooddale High School as a senior in 2018-19
- Scored 16 points and grabbed 11 rebounds in Wooddale's win in the 2019 Class AA state championship game
- Scored 11 points, grabbed 16 rebounds and recorded two assists in the 2018 state championship game en route to the victory for East
- Along with Johnathan, are the third and fourth Lawson brothers to play at the University of Memphis, joining Dedric and K.J. (2015-17)

**2021-22 GAME-BY-GAME**

Date	Opponent	GS	Min	FG/A	PCT.	3FG/A	PCT	FT/A	PCT	OFF	DEF	TOTAL	AVG	PF	AST	TO	BLK	STL	PTS	AVG
Nov. 9	Tennessee Tech	5	0-0	.000	0-0	.000	0-0	.000	0	1	1	1.0	0	0	1	0	0	0	0	0.0
Nov. 13	NC Central	7	0-2	.000	0-1	.000	0-4	.000	1	2	3	2.0	1	2	1	1	0	0	0	0.0
Nov. 16	Saint Louis	4	1-1	1.000	0-0	.000	0-0	.000	0	1	1	1.7	0	1	0	1	0	0	2	0.7
Nov. 19	Western Ky.	DNP																		
Nov. 24	vs. Virginia Tech																			
Nov. 26	vs. NIT																			
Dec. 1	at Georgia																			
Dec. 4	at Ole Miss																			
Dec. 10	Murray State																			
Dec. 14	Alabama																			
Dec. 18	vs. Tennessee																			
Dec. 21	Alabama State																			
Dec. 29	at Tulane																			
Jan. 1	at Wichita State																			
Jan. 4	Tulsa																			
Jan. 9	Cincinnati																			
Jan. 12	at UCF																			
Jan. 15	at East Carolina																			
Jan. 20	SMU																			
Jan. 23	at Tulsa																			
Jan. 27	East Carolina																			
Feb. 3	at Cincinnati																			
Feb. 5	UCF																			
Feb. 9	Tulane																			
Feb. 12	at Houston																			
Feb. 20	at SMU																			
Feb. 24	Temple																			
Feb. 27	Wichita State																			
March 3	at South Florida																			
March 6	Houston																			
March 10	vs. AAC Tourn.																			
March 11	vs. AAC Tourn.																			
March 12	vs. AAC Tourn.																			
March 13	vs. AAC Tourn.																			
TBA	vs. NCAA Tourn.																			

**C. LAWSON'S SEASON/CAREER HIGHS (AT MEMPHIS)**

	SEASON	CAREER	AMERICAN ATHLETIC CONFERENCE
POINTS	2 vs. Saint Louis (11/16/21)	2 vs. Saint Louis (11/16/21)	0
FG	1 vs. Saint Louis (11/16/21)	1 vs. Saint Louis (11/16/21)	0
FGA	2 vs. NC Central (11/13/21)	2 vs. NC Central (11/13/21)	0
3FG	0	0	0
3FGA	1 vs. NC Central (11/13/21)	1 vs. NC Central (11/13/21)	0
FT	0	0	0
FTA	4 vs. NC Central (11/13/21)	4 vs. NC Central (11/13/21)	0
REBS	3 vs. NC Central (11/13/21)	3 vs. NC Central (11/13/21)	0
AST	2 vs. NC Central (11/13/21)	2 vs. NC Central (11/13/21)	0
BLK	1 2x, last vs. Saint Louis (11/16/21)	1 2x, last vs. Saint Louis (11/16/21)	0
STL	0	0	0
MINS	7 vs. NC Central (11/13/21)	7 vs. NC Central (11/13/21)	0

**C. LAWSON'S CAREER STATISTICS**

YEAR	GP	GS	MIN	AVG	TOTAL FG			3-PT FG			FREE THROWS			REBOUNDS				PF	FO	AST	AST/G	TO	BLK	STL	PTS	AVG
					FG	FGA	PCT	3FG	FGA	PCT	FT	FTA	PCT	OFF	DEF	TOT	AVG									
2019-20	31	12	604	19.5	56	108	.519	1	1	1.000	26	40	.650	40	81	121	3.9	56	0	41	1.3	25	14	21	139	4.5
2020-21	28	8	506	18.1	50	98	.510	4	11	.364	18	36	.500	25	58	83	3.0	45	1	22	0.8	22	12	14	122	4.4
2021-22	3	0	16	5.3	1	3	.333	0	1	.000	0	4	.000	1	4	5	1.7	1	0	3	1.0	2	2	0	2	0.7
MEM	3	0	16	5.3	1	3	.333	0	1	.000	0	4	.000	1	4	5	1.7	1	0	3	1.0	2	2	0	2	0.7
TOTAL	62	20	1126	18.2	107	209	.512	5	13	.385	44	80	.550	66	143	209	3.4	102	1	66	1.1	49	28	35	263	4.2





10

**ALEX LOMAX**  
**G | 6-0 | 188 | SR. | 3L**  
**MEMPHIS, TENN.**  
**EAST HS**

**2021-22 (SENIOR)**

- Missed the final nine games of the season, save for one minute on the court at the end of the NIT championship game, due to an ankle injury
- Played in 21.7 minutes per game over 19 contests
- Dished out 4.2 assists per game
- Had a career-high 11 assists against Mississippi Valley State (Dec. 8), the most by a Tiger in a game since Jeremiah Martin had 11 on Jan. 19, 2019
- Was one assist shy of Memphis' first points-assists double-double since Jeremiah Martin at Cincinnati on Feb. 23, 2017 (Feb. 6)

**2019-20 (SOPHOMORE)**

- Averaged 6.7 points and 4.3 assists in 31 games and started four games
- Led the team with 132 assists, 44 more than freshman season
- Ranked third in the American Athletic Conference in assists
- Had five or more assists in 13 games, including a season-high seven assists in a Feb. 29 win at Tulane
- Grabbed a clutch rebound off a missed Tennessee free throw with 20 seconds to play and made two free throws with seven seconds to go to secure a 51-47 victory over No. 19 Tennessee

**2018-19 (FRESHMAN)**

- Averaged 5.1 points and 2.9 rebounds during the season
- Started the first 10 games of career and posted double figures during that stretch in victories over Yale (13 points) and South Dakota State (12 points)
- Grabbed eight rebounds in a game on three occasions (Nov. 23 vs. Canisius, Dec. 1 vs. Texas Tech and Jan. 3 vs. Wichita State)
- Finished the season by connecting on five-of-nine 3-pointers in the team's final five games (three games in the AAC Tournament and two in the NIT)

**PRIOR TO MEMPHIS/PERSONAL**

- Played for Penny Hardaway during four seasons at East High School and has been coached by him since the sixth grade
- Listed as a 4-star recruit by ESPN and ranked among the top-150 players in the country by every national recruiting outlet
- Was named TSSAA Class AAA Mr. Basketball as a sophomore and junior at East High
- Helped East High to three-straight Class AAA state championships and was twice named tournament MVP
- Was named MVP of the 2018 state tournament and scored 14 points in the 72-50 title-game victory over Whitehaven High School
- Signed a National Letter of Intent with Wichita State in November, but was released from the NLI when Hardaway became the Memphis head coach
- In four seasons at East High, the Mustangs went 122-18

**2021-22 GAME-BY-GAME**

Date	Opponent	GS	Min	FG/A	PCT.	3FG/A	PCT	FT/A	PCT	OFF	DEF	TOTAL	AVG	PF	AST	TO	BLK	STL	PTS	AVG
Nov. 9	Tennessee Tech	*	18	0-2	.000	0-2	.000	0-0	.000	0	1	1	1.0	2	3	2	0	2	0	0.0
Nov. 13	NC Central	*	19	1-4	.250	0-0	.000	3-4	.750	0	2	2	1.5	3	1	2	0	3	5	2.5
Nov. 16	Saint Louis	*	19	2-4	.500	0-0	.000	2-2	1.000	1	3	4	2.3	0	4	2	0	1	6	3.7
Nov. 19	Western Ky.	*	25	1-3	.333	0-1	.000	3-4	.750	1	2	3	2.5	3	4	6	1	4	5	4.0
Nov. 24	vs. Virginia Tech																			
Nov. 26	vs. NIT																			
Dec. 1	at Georgia																			
Dec. 4	at Ole Miss																			
Dec. 10	Murray State																			
Dec. 14	Alabama																			
Dec. 18	vs. Tennessee																			
Dec. 21	Alabama State																			
Dec. 29	at Tulane																			
Jan. 1	at Wichita State																			
Jan. 4	Tulsa																			
Jan. 9	Cincinnati																			
Jan. 12	at UCF																			
Jan. 15	at East Carolina																			
Jan. 20	SMU																			
Jan. 23	at Tulsa																			
Jan. 27	East Carolina																			
Feb. 3	at Cincinnati																			
Feb. 5	UCF																			
Feb. 9	Tulane																			
Feb. 12	at Houston																			
Feb. 20	at SMU																			
Feb. 24	Temple																			
Feb. 27	Wichita State																			
March 3	at South Florida																			
March 6	Houston																			
March 10	vs. AAC Tourn.																			
March 11	vs. AAC Tourn.																			
March 12	vs. AAC Tourn.																			
March 13	vs. AAC Tourn.																			
TBA	vs. NCAA Tourn.																			

**LOMAX' SEASON/CAREER HIGHS**

	SEASON			CAREER			AMERICAN ATHLETIC CONFERENCE		
POINTS	6	vs. Saint Louis (11/16/21)	17	vs. Bradley (12/3/19)	14	3x, last vs. UCF (2/1/21)			
FG	2	vs. Saint Louis (11/16/21)	5	2x, last vs. UCF (2/1/21)	5	vs. UCF (2/1/21)			
FGA	4	2x, last vs. Saint Louis (11/16/21)	12	vs. South Dakota State (12/4/18)	9	2x, last vs. Wichita State (3/5/20)			
3FG	0		4	vs. UCF (2/1/21)	4	vs. UCF (2/1/21)			
3FGA	2	vs. Tennessee Tech (11/9/21)	5	vs. UCF (2/1/21)	5	vs. UCF (2/1/21)			
FT	3	2x, last vs. WKU (11/19/21)	9	vs. Bradley (12/3/19)	6	2x, last vs. East Carolina (2/6/21)			
FTA	4	2x, last vs. WKU (11/19/21)	12	vs. Bradley (12/3/19)	11	vs. SMU (1/26/21)			
REBS	4	vs. Saint Louis (11/16/21)	9	at Wichita State (1/9/20)	9	at Wichita State (1/9/20)			
AST	4	2x, last vs. WKU (11/19/21)	11	vs. Miss. Valley State (12/8/20)	9	vs. East Carolina (2/6/21)			
BLK	1	vs. Western Kentucky (11/19/21)	2	2x, last vs. Wichita State (3/5/20)	2	2x, last vs. Wichita State (3/5/20)			
STL	4	vs. Western Kentucky (11/19/21)	5	3x, last vs. East Carolina (2/6/21)	5	2x, last vs. East Carolina (2/6/21)			
MINS	25	vs. Western Kentucky (11/19/21)	35	vs. Yale (11/17/18)	34	vs. Wichita State (3/5/20)			

**LOMAX' CAREER STATISTICS**

YEAR	GP	GS	MIN	AVG	TOTAL FG			3-PT FG			FREE THROWS			REBOUNDS				PF	FO	AST	AST/G	TO	BLK	STL	PTS	AVG
					FG	FGA	PCT	3FG	FGA	PCT	FT	FTA	PCT	OFF	DEF	TOT	AVG									
2018-19	35	11	700	20.0	60	164	.366	7	34	.206	52	71	.732	31	69	100	2.9	60	1	88	2.5	60	4	35	179	5.1
2019-20	31	4	751	24.2	69	153	.451	8	22	.364	63	84	.750	24	83	107	3.5	67	3	132	4.3	78	13	46	209	6.7
2020-21	19	4	410	21.6	38	83	.458	6	17	.353	32	45	.711	14	42	56	2.9	35	1	79	4.2	36	6	34	114	6.0
2021-22	4	4	81	20.3	4	13	.308	0	3	.000	8	10	.800	2	8	10	2.5	8	0	12	3.0	12	1	10	16	4.0
<b>TOTAL</b>	<b>89</b>	<b>23</b>	<b>1942</b>	<b>21.8</b>	<b>171</b>	<b>413</b>	<b>.414</b>	<b>21</b>	<b>76</b>	<b>.276</b>	<b>155</b>	<b>210</b>	<b>.738</b>	<b>71</b>	<b>202</b>	<b>273</b>	<b>3.1</b>	<b>170</b>	<b>5</b>	<b>311</b>	<b>3.5</b>	<b>186</b>	<b>24</b>	<b>125</b>	<b>518</b>	<b>5.8</b>



11

**LESTER QUINONES**  
 G | 6-5 | 208 | JR. | 2L  
 BRENTWOOD, N.Y.  
 IMG ACADEMY

**HONORS**

- 2021 NIT All-Tournament Team
- 2020 AAC All-Freshman Team

**2021-22 (JUNIOR)**

- 

**2020-21 (SOPHOMORE)**

- Started all 28 games for the Tigers
- Averaged 9.5 points and 5.8 rebounds per game while playing 26.4 minutes per outing
- Shot 40.0 percent from 3-point range (44-110)
- 3-point percentage was tied for third-best among sophomores in Tiger history
- Scored in double figures 13 times
- Had five games with 10-plus rebounds
- Was named to the NIT All-Tournament Team after averaging 12.8 points and 9.5 rebounds per game in Memphis' four outings
- Had 15 points and 10 rebounds in the first round game against Dayton (March 20)
- Ended the tournament with a 16-rebound game against Mississippi State (March 28)
- Was named to the AAC Weekly Honor Roll on Dec. 21

**2019-20 (FRESHMAN)**

- Averaged 10.7 points and 3.8 rebounds in 26 games
- Started the final 16 games of the season and 23-of-26 overall
- Started the first six games of the season before being sidelined by a hand injury against Ole Miss
- Missed five games rehabilitating before returning Dec. 28 against New Orleans
- In the 20 games following return from injury, averaged 10.8 points and 3.9 rebounds and shot 39 percent from beyond arc
- Was named the American Athletic Conference Freshman of the Week Nov. 18 following a 16-point game against Oregon and the double-double against Alcorn State
- Had 14 points, eight rebounds and hit a clutch 3-pointer late in a Feb. 1 win over UConn at FedExForum
- In a Feb. 22 win over No. 22 Houston at FedExForum, made 8-of-8 free throws, including 4-of-4 in the closing five minutes

**PRIOR TO MEMPHIS/PERSONAL**

- Attended IMG Academy in Bradenton, Fla., as a senior and was rated as a 4-star prospect
- At IMG Academy, averaged 24 points, nine rebounds and six assists and shot 38 percent from 3-point range
- Ranked as the No. 64 prospect in the nation by 247Sports and the No. 12 shooting guard
- Before enrolling at IMG Academy, played for St. Benedict's Prep in New Jersey
- Was a teammate of fellow Memphis freshman Precious Achiuwa at St. Benedict's Prep

**2021-22 GAME-BY-GAME**

Date	Opponent	GS	Min	FG/A	PCT.	3FG/A	PCT	FT/A	PCT	OFF	DEF	TOTAL	AVG	PF	AST	TO	BLK	STL	PTS	AVG
Nov. 9	Tennessee Tech	*	26	5-8	.625	3-6	.500	2-2	1.000	2	5	7	7.0	2	1	3	1	2	15	15.0
Nov. 13	NC Central		21	3-5	.600	2-4	.500	2-4	.500	1	3	4	5.5	2	0	0	0	2	10	12.5
Nov. 16	Saint Louis	*	18	1-3	.333	0-1	.000	3-4	.750	2	4	6	5.7	3	0	2	0	2	5	10.0
Nov. 19	Western Ky.	*	27	2-4	.500	0-2	.000	2-2	1.000	0	1	1	4.5	0	2	1	0	3	6	9.0
Nov. 24	vs. Virginia Tech																			
Nov. 26	vs. NIT																			
Dec. 1	at Georgia																			
Dec. 4	at Ole Miss																			
Dec. 10	Murray State																			
Dec. 14	Alabama																			
Dec. 18	vs. Tennessee																			
Dec. 21	Alabama State																			
Dec. 29	at Tulane																			
Jan. 1	at Wichita State																			
Jan. 4	Tulsa																			
Jan. 9	Cincinnati																			
Jan. 12	at UCF																			
Jan. 15	at East Carolina																			
Jan. 20	SMU																			
Jan. 23	at Tulsa																			
Jan. 27	East Carolina																			
Feb. 3	at Cincinnati																			
Feb. 5	UCF																			
Feb. 9	Tulane																			
Feb. 12	at Houston																			
Feb. 20	at SMU																			
Feb. 24	Temple																			
Feb. 27	Wichita State																			
March 3	at South Florida																			
March 6	Houston																			
March 10	vs. AAC Tourn.																			
March 11	vs. AAC Tourn.																			
March 12	vs. AAC Tourn.																			
March 13	vs. AAC Tourn.																			
TBA	vs. NCAA Tourn.																			

**QUINONES' SEASON/CAREER HIGHS**

	SEASON	CAREER	AMERICAN ATHLETIC CONFERENCE
<b>POINTS</b>	15 vs. Tennessee Tech (11/9/21)	21 2x, last vs. Temple (2/5/20)	21 vs. Temple (2/5/20)
<b>FG</b>	5 vs. Tennessee Tech (11/9/21)	8 at Tulane (12/16/20)	8 at Tulane (12/16/20)
<b>FGA</b>	8 vs. Tennessee Tech (11/9/21)	15 vs. Oregon (11/12/19)	13 at Tulane (12/16/20)
<b>3FG</b>	3 vs. Tennessee Tech (11/9/21)	4 5x, last vs. Colorado St. (3/27/21)	4 4x, last at Tulane (12/16/20)
<b>3FGA</b>	6 vs. Tennessee Tech (11/9/21)	9 2x, last vs. Temple (2/5/20)	9 vs. Temple (2/5/20)
<b>FT</b>	3 vs. Saint Louis (11/16/21)	8 vs. Houston (2/22/20)	8 vs. Houston (2/22/20)
<b>FTA</b>	4 2x, last vs. Saint Louis (11/16/21)	11 at Wichita State (1/9/20)	11 at Wichita State (1/9/20)
<b>REBS</b>	7 vs. Tennessee Tech (11/9/21)	16 vs. Mississippi State (3/28/20)	8 2x, last vs. SMU (1/26/21)
<b>AST</b>	2 vs. Western Kentucky (11/19/21)	7 vs. Miss. Valley State (12/8/20)	6 vs. UCF (2/1/21)
<b>BLK</b>	1 vs. Tennessee Tech (11/9/21)	1 9x, last vs. vs. TTU (11/9/21)	1 2x, last at South Florida (3/2/21)
<b>STL</b>	3 vs. Western Kentucky (11/19/21)	4 at Houston (3/8/20)	4 at Houston (3/8/20)
<b>MINS</b>	27 vs. Western Kentucky (11/19/21)	43 at Cincinnati (2/13/20)	43 at Cincinnati (2/13/20)

**QUINONES' CAREER STATISTICS**

YEAR	GP	GS	MIN	AVG	TOTAL FG			3-PT FG			FREE THROWS			REBOUNDS				PF	FO	AST	AST/G	TO	BLK	STL	PTS	AVG
					FG	FGA	PCT	3FG	FGA	PCT	FT	FTA	PCT	OFF	DEF	TOT	AVG									
2019-20	26	23	764	29.4	78	194	.402	36	115	.313	86	107	.804	22	77	99	3.8	63	0	57	2.2	56	3	20	278	10.7
2020-21	28	28	736	26.3	89	206	.432	44	110	.400	45	67	.672	45	118	163	5.8	66	1	53	1.9	38	5	24	267	9.5
2021-22	4	3	92	23.0	11	20	.550	5	13	.385	9	12	.750	5	13	18	4.5	7	0	3	0.8	6	1	9	36	9.0
<b>TOTAL</b>	<b>58</b>	<b>54</b>	<b>1592</b>	<b>27.4</b>	<b>178</b>	<b>420</b>	<b>.424</b>	<b>85</b>	<b>238</b>	<b>.357</b>	<b>140</b>	<b>186</b>	<b>.753</b>	<b>72</b>	<b>208</b>	<b>280</b>	<b>4.8</b>	<b>136</b>	<b>1</b>	<b>113</b>	<b>1.9</b>	<b>100</b>	<b>9</b>	<b>53</b>	<b>581</b>	<b>10.0</b>



12

**DEANDRE WILLIAMS**  
 F | 6-9 | 205 | SR. | 1L  
 HOUSTON, TEXAS  
 NATION WIDE ACADEMY (OKLA.) / EVANSVILLE

**HONORS**

- 2021-22 Preseason All-AAC Second Team

**2021-22 (SENIOR)**

- 

**2020-21 (JUNIOR)**

- Became eligible prior to the Dec. 16 game at Tulane, and Tigers went 16-5 from there
- The five losses were by a combined 15 points (7 vs. Tulsa, Dec. 21; 1, at Tulsa, Jan. 17; 2, at SMU, Jan. 28; 3 at #9/7 Houston, March 7; 2 vs. #7 Houston, March 13)
- One of six players in the nation to average at least 11.5 points, 5.5 rebounds, 3.0 assists and 2.0 steals per game
- Finished second on the team with an average of 11.7 points per game
- Finished 16th in the American Athletic Conference in scoring, 10th in rebounding and sixth in field goal percentage
- Led the conference in steals per game and was 10th in assists per game
- Had 16 games in double figures
- Had a career-high 10 assists Feb. 28 at Cincinnati to go along with 10 points and seven rebounds
- Notched first double-double as a Tiger at SMU with 17 points and 11 rebounds (Jan. 28)

**2019-20 (SOPHOMORE AT EVANSVILLE)**

- Averaged 15.2 points and 6.9 rebounds for Evansville, whose season included an upset of a No.1-ranked Kentucky team
- Shot 64.8 percent from the field in 18 games as a sophomore before being sidelined by a back injury
- Among best outings were 26 points and nine rebounds in debut against Ball State and 37 points (on 17-of-18 shooting) in a game against Miami (Ohio)
- Scored 20 or more points in seven games

**PRIOR TO MEMPHIS/PERSONAL**

- Played for Nation Wide Academy in Oklahoma City in 2017-18 and averaged 24 points and 11 rebounds
- A 2016 graduate of Klein Forest High School in Houston, was chosen to play in the NBA Top 100 Camp in the summer of 2015 before senior year of high school
- ESPN and Scout.com rated him a 3-star recruit
- Also was homeschooled before college

**2021-22 GAME-BY-GAME**

Date	Opponent	GS	Min	FG/A	PCT.	3FG/A	PCT	FT/A	PCT	OFF	DEF	TOTAL	AVG	PF	AST	TO	BLK	STL	PTS	AVG
Nov. 9	Tennessee Tech	*	21	6-7	.857	0-1	.000	0-1	.000	0	2	2	2.0	3	4	1	1	0	12	12.0
Nov. 13	NC Central	*	12	2-5	.400	0-1	.000	0-0	.000	1	0	1	1.5	5	0	3	1	2	4	8.0
Nov. 16	Saint Louis	*	15	3-6	.500	0-1	.000	2-3	.667	0	4	4	2.3	2	0	2	1	0	8	8.0
Nov. 19	Western Ky.	*	20	6-11	.545	0-4	.000	1-2	.500	1	7	8	3.8	3	0	3	0	3	13	9.3
Nov. 24	vs. Virginia Tech																			
Nov. 26	vs. NIT																			
Dec. 1	at Georgia																			
Dec. 4	at Ole Miss																			
Dec. 10	Murray State																			
Dec. 14	Alabama																			
Dec. 18	vs. Tennessee																			
Dec. 21	Alabama State																			
Dec. 29	at Tulane																			
Jan. 1	at Wichita State																			
Jan. 4	Tulsa																			
Jan. 9	Cincinnati																			
Jan. 12	at UCF																			
Jan. 15	at East Carolina																			
Jan. 20	SMU																			
Jan. 23	at Tulsa																			
Jan. 27	East Carolina																			
Feb. 3	at Cincinnati																			
Feb. 5	UCF																			
Feb. 9	Tulane																			
Feb. 12	at Houston																			
Feb. 20	at SMU																			
Feb. 24	Temple																			
Feb. 27	Wichita State																			
March 3	at South Florida																			
March 6	Houston																			
March 10	vs. AAC Tourn.																			
March 11	vs. AAC Tourn.																			
March 12	vs. AAC Tourn.																			
March 13	vs. AAC Tourn.																			
TBA	vs. NCAA Tourn.																			

**WILLIAMS' SEASON/CAREER HIGHS (AT MEMPHIS)**

	SEASON			CAREER			AMERICAN ATHLETIC CONFERENCE		
POINTS	13	vs. Western Kentucky (11/19/21)	21	vs. Colorado State (3/27/21)	17	at SMU (1/28/21)			
FG	6	2x, last vs. WKU (11/19/21)	9	vs. Colorado State (3/27/21)	7	at SMU (1/28/21)			
FGA	11	vs. Western Kentucky (11/19/21)	12	4x, last vs. Colorado St. (3/27/21)	12	2x, last vs. Tulane (2/24/21)			
3FG	0		2	5x, last vs. Colorado St. (3/27/21)	2	3x, last at South Florida (3/2/21)			
3FGA	4	vs. Western Kentucky (11/19/21)	4	2x, last vs. WKU (11/19/21)	4	vs. East Carolina (2/6/21)			
FT	2	vs. Saint Louis (11/16/21)	6	2x, last vs. Houston (3/13/21)	5	2x, last at South Florida (3/2/21)			
FTA	3	vs. Saint Louis (11/16/21)	9	at Tulane (12/16/20)	9	at Tulane (12/16/20)			
REBS	8	vs. Western Kentucky (11/19/21)	11	2x, last vs. Tulane (2/24/21)	11	2x, last vs. Tulane (2/24/21)			
AST	4	vs. Tennessee Tech (11/9/21)	10	at Cincinnati (2/28/21)	10	at Cincinnati (2/28/21)			
BLK	1	3x, last vs. Saint Louis (11/16/21)	2	vs. South Florida (12/29/20)	2	vs. South Florida (12/29/20)			
STL	3	vs. Western Kentucky (11/19/21)	5	2x, last vs. UCF (2/1/21)	5	2x, last vs. UCF (2/1/21)			
MINS	21	vs. Tennessee Tech (11/9/21)	38	vs. Tulsa (12/21/20)	38	vs. Tulsa (12/21/20)			

**WILLIAMS' CAREER STATISTICS**

YEAR	GP	GS	MIN	AVG	TOTAL FG			3-PT FG			FREE THROWS			REBOUNDS				PF	FO	AST	AST/G	TO	BLK	STL	PTS	AVG
					FG	FGA	PCT	3FG	FGA	PCT	FT	FTA	PCT	OFF	DEF	TOT	AVG									
2019-20	18	15	480	26.7	103	159	.648	15	33	.455	52	65	.800	32	92	124	6.9	61	5	49	2.7	38	18	16	273	15.2
2020-21	21	20	549	26.1	88	177	.497	15	33	.455	54	78	.692	48	74	122	5.8	69	2	72	3.4	62	11	46	245	11.7
2021-22	4	4	68	17.0	17	29	.586	0	7	.000	3	6	.500	2	13	15	3.8	13	1	4	1.0	9	3	5	37	9.3
MEM	25	24	617	24.7	105	206	.510	15	40	.375	57	84	.679	50	87	137	5.5	82	3	76	3.0	71	14	51	282	11.3
TOTAL	43	39	1097	25.5	208	365	.570	30	73	.411	109	149	.732	82	179	261	6.1	143	8	125	2.9	109	32	67	555	12.9





14

**TYLER HARRIS**  
**G | 5-9 | 148 | SR. | TR / 2L**  
**MEMPHIS, TENN.**  
**CORDOVA HS / IOWA STATE**

**HONORS**

- 2019 AAC All-Freshman Team

**2021-22 (SENIOR)**

- Buried four 3-pointers against Saint Louis on Nov. 16
- Made Memphis return Nov. 9 against Tennessee Tech

**2020-21 (JUNIOR AT IOWA STATE)**

- One of two Cyclones to play in all 24 games, making 11 starts
- Averaged 7.5 points per game and was second on the team with 39 three-pointers made
- Reached double figures seven times while playing 22.9 minutes per game
- Season-high 22 points against Baylor, connecting on 5-of-8 3s and 8-of-12 field goals
- Had three games with four or more 3-pointers
- Tallied 18 points against Oklahoma State and hit 5-of-8 3s to finish with 15 points against West Virginia

**2019-20 (SOPHOMORE)**

- Appeared in each of Memphis' 31 games and averaged 8.7 points per game
- 59 3-pointers led the team and ranked fifth for treys made by a sophomore in school history
- Scored in double figures in six of final nine games of the season and made 21 3-pointers
- Scored in double figures in 16 games

**2018-19 (FRESHMAN)**

- Earned a spot on the American Athletic Conference's All-Freshman Team after a solid debut season
- Scored in double figures 19 times and lead the team in 3-pointers made
- Established a school record for 3-pointers made by a freshman with 79
- The total ranks fifth-most in a single season in school history
- Seven made 3-pointers in a Nov. 25 game against Charleston in the AdvoCare Invitational in Orlando tied a freshman record
- Finished the season as the team's third-leading scorer (10.8 points per game)
- Had five 20-point games in the first nine games of career

**PRIOR TO MEMPHIS/PERSONAL**

- Was named the recipient of the 2018 Class AAA Mr. Basketball Award
- Led the city in scoring with a 30.3 points-per-game average
- The leading scorer in Cordova High history
- Is one of only 12 players in Memphis high school basketball history to score more than 2,500 career points
- Was the Tennessee Gatorade Player of the Year in 2017 and an all-state selection in 2016, 2017 and 2018
- Also was a 2018 McDonald's All-American nominee

**2021-22 GAME-BY-GAME**

Date	Opponent	GS	Min	FG/A	PCT.	3FG/A	PCT	FT/A	PCT	OFF	DEF	TOTAL	AVG	PF	AST	TO	BLK	STL	PTS	AVG
Nov. 9	Tennessee Tech	6	1-2	.500	1-2	.500	0-0	.000	0	1	1	1.0	1	0	1	0	0	0	3	3.0
Nov. 13	NC Central	8	3-5	.600	2-3	.667	3-4	.750	1	0	1	1.0	0	0	0	0	0	0	11	7.0
Nov. 16	Saint Louis	19	7-9	.778	4-5	.800	0-2	.000	1	0	1	1.0	1	1	2	0	1	18	10.7	
Nov. 19	Western Ky.	5	0-0	.000	0-0	.000	0-0	.000	0	0	0	0.8	0	0	0	0	0	0	0	8.0
Nov. 24	vs. Virginia Tech																			
Nov. 26	vs. NIT																			
Dec. 1	at Georgia																			
Dec. 4	at Ole Miss																			
Dec. 10	Murray State																			
Dec. 14	Alabama																			
Dec. 18	vs. Tennessee																			
Dec. 21	Alabama State																			
Dec. 29	at Tulane																			
Jan. 1	at Wichita State																			
Jan. 4	Tulsa																			
Jan. 9	Cincinnati																			
Jan. 12	at UCF																			
Jan. 15	at East Carolina																			
Jan. 20	SMU																			
Jan. 23	at Tulsa																			
Jan. 27	East Carolina																			
Feb. 3	at Cincinnati																			
Feb. 5	UCF																			
Feb. 9	Tulane																			
Feb. 12	at Houston																			
Feb. 20	at SMU																			
Feb. 24	Temple																			
Feb. 27	Wichita State																			
March 3	at South Florida																			
March 6	Houston																			
March 10	vs. AAC Tourn.																			
March 11	vs. AAC Tourn.																			
March 12	vs. AAC Tourn.																			
March 13	vs. AAC Tourn.																			
TBA	vs. NCAA Tourn.																			

**HARRIS' SEASON/CAREER HIGHS (AT MEMPHIS)**

	SEASON	CAREER	AMERICAN ATHLETIC CONFERENCE
POINTS	18 vs. Saint Louis (11/16/21)	25 vs. Coll. of Charleston (11/25/18)	19 vs. Wichita State (3/5/20)
FG	7 vs. Saint Louis (11/16/21)	8 2x, last vs. S. Dakota St. (12/4/18)	6 4x, last vs. Wichita State (3/5/20)
FGA	9 vs. Saint Louis (11/16/21)	16 2x, last vs. Tulsa (3/9/19)	16 vs. Tulsa (3/9/19)
3FG	4 vs. Saint Louis (11/16/21)	7 vs. Coll. of Charleston (11/25/18)	5 vs. Wichita State (3/5/20)
3FGA	5 vs. Saint Louis (11/16/21)	13 at LSU (11/13/18)	11 3x, last vs. Tulsa (3/9/19)
FT	3 vs. NC Central (11/13/21)	10 vs. UAB (12/8/18)	5 at South Florida (1/12/20)
FTA	4 vs. NC Central (11/13/21)	11 vs. UAB (12/8/18)	6 at South Florida (1/12/20)
REBS	1 3x, last vs. Saint Louis (11/16/21)	6 at Tulane (2/29/20)	6 at Tulane (2/29/20)
AST	1 vs. Saint Louis (11/16/21)	5 vs. UAB (12/8/18)	4 5x, last vs. Wichita State (3/5/20)
BLK	0	1 at Connecticut (2/16/20)	1 at Connecticut (2/16/20)
STL	1 vs. Saint Louis (11/16/21)	5 at Temple (1/24/19)	5 at Temple (1/24/19)
MINS	19 vs. Saint Louis (11/16/21)	40 vs. Yale (11/17/18)	29 at Connecticut (2/16/20)

**HARRIS' CAREER STATISTICS**

YEAR	GP	GS	MIN	AVG	TOTAL FG			3-PT FG			FREE THROWS			REBOUNDS				PF	FO	AST	AST/G	TO	BLK	STL	PTS	AVG
					FG	FGA	PCT	3FG	FGA	PCT	FT	FTA	PCT	OFF	DEF	TOT	AVG									
2018-19	36	15	919	25.5	129	350	.369	79	251	.315	52	62	.839	13	52	65	1.8	72	1	68	1.9	62	0	23	389	10.8
2019-20	31	0	640	20.6	86	233	.369	59	162	.364	40	47	.851	7	49	56	1.8	45	2	25	0.8	45	1	14	271	8.7
2020-21	24	21	552	23	63	172	.366	39	123	.366	16	19	.842	7	32	39	1.6	48	2	23	1.0	37	1	23	181	7.5
2021-22	4	0	38	9.5	11	16	.688	7	10	.700	3	6	.500	2	1	3	0.8	2	0	1	0.3	3	0	1	32	8.0
MEM	71	15	1597	22.5	226	599	.377	145	423	.343	95	115	.826	22	102	124	1.7	119	3	94	1.3	110	1	38	692	9.7
TOTAL	95	36	2149	22.6	289	771	.375	184	546	.337	111	134	.828	29	134	163	1.7	167	5	117	1.2	147	2	61	873	9.2



15

**JOHN CAMDEN**  
 F | 6-8 | 208 | FR. | HS  
 DOWNINGTOWN, PA.  
 BREWSTER ACADEMY (N.H.)

**2021-22 (FRESHMAN)**

- Made Tiger debut on Nov. 9 against Tennessee Tech

**PRIOR TO MEMPHIS/PERSONAL**

- Played senior season at Brewster Academy in Wolfeboro, N.H.
- Was rated as a 4-star recruit and the 90th-ranked player in the nation by Rivals
- Averaged 15.8 points per game as a junior at Archbishop Carroll (Pa.) in 2019-20
- Chose Memphis over offers from Florida, Miami (Fla.), Syracuse and Virginia Tech, among others
- Sisters, Meg and Heather, played lacrosse at Ohio State and Drexel, respectively
- Other older sister, Anna, is a member of the Penn State women's basketball team
- The Camdens welcomed Sam Onu into their home in the summer of 2019

**2021-22 GAME-BY-GAME**

Date	Opponent	GS	Min	FG/A	PCT.	3FG/A	PCT	FT/A	PCT	OFF	DEF	TOTAL	AVG	PF	AST	TO	BLK	STL	PTS	AVG
Nov. 9	Tennessee Tech		2	0-0	.000	0-0	.000	0-0	.000	0	1	1	1.0	0	0	0	0	0	0	0.0
Nov. 13	NC Central																			
Nov. 16	Saint Louis																			
Nov. 19	Western Ky.																			
Nov. 24	vs. Virginia Tech																			
Nov. 26	vs. NIT																			
Dec. 1	at Georgia																			
Dec. 4	at Ole Miss																			
Dec. 10	Murray State																			
Dec. 14	Alabama																			
Dec. 18	vs. Tennessee																			
Dec. 21	Alabama State																			
Dec. 29	at Tulane																			
Jan. 1	at Wichita State																			
Jan. 4	Tulsa																			
Jan. 9	Cincinnati																			
Jan. 12	at UCF																			
Jan. 15	at East Carolina																			
Jan. 20	SMU																			
Jan. 23	at Tulsa																			
Jan. 27	East Carolina																			
Feb. 3	at Cincinnati																			
Feb. 5	UCF																			
Feb. 9	Tulane																			
Feb. 12	at Houston																			
Feb. 20	at SMU																			
Feb. 24	Temple																			
Feb. 27	Wichita State																			
March 3	at South Florida																			
March 6	Houston																			
March 10	vs. AAC Tourn.																			
March 11	vs. AAC Tourn.																			
March 12	vs. AAC Tourn.																			
March 13	vs. AAC Tourn.																			
TBA	vs. NCAA Tourn.																			

**CAMDEN'S SEASON/CAREER HIGHS**

	SEASON			CAREER			AMERICAN ATHLETIC CONFERENCE		
POINTS	0			0			0		
FG	0			0			0		
FGA	0			0			0		
3FG	0			0			0		
3FGA	0			0			0		
FT	0			0			0		
FTA	0			0			0		
REBS	1	vs. Tennessee Tech (11/9/21)		1	vs. Tennessee Tech (11/9/21)		0		
AST	0			0			0		
BLK	0			0			0		
STL	0			0			0		
MINS	2	vs. Tennessee Tech (11/9/21)		2	vs. Tennessee Tech (11/9/21)		0		

**CAMDEN'S CAREER STATISTICS**

YEAR	GP	GS	MIN	AVG	TOTAL FG			3-PT FG			FREE THROWS			REBOUNDS				PF	FO	AST	AST/G	TO	BLK	STL	PTS	AVG
					FG	FGA	PCT	3FG	FGA	PCT	FT	FTA	PCT	OFF	DEF	TOT	AVG									
2021-22	1	0	2	2.0	0	0	.000	0	0	.000	0	0	.000	0	1	1	1.0	0	0	0	0.0	0	0	0	0.0	
TOTAL	1	0	2	2.0	0	0	.000	0	0	.000	0	0	.000	0	1	1	1.0	0	0	0	0.0	0	0	0	0.0	



20

**JOSH MINOTT**  
**F | 6-8 | 205 | FR. | HS**  
**BOCA RATON, FLA.**  
**ST. ANDREW'S SCHOOL (FLA.)**

**2021-22 (FRESHMAN)**

- With debut performance Nov. 9, became the only Tiger in at least 12 seasons to have seven or more points, a block, a steal, a rebound and no turnovers in 12 or fewer minutes played in a game

**PRIOR TO MEMPHIS/PERSONAL**

- Prepped at St. Andrew's School in Boca Raton, Fla.
- Tabbed by 247Sports as a 4-star recruit and the 29th-best prospect in the nation
- Averaged 23.1 points and 8.3 rebounds per game as a senior
- Helped lead St. Andrew's to its first state basketball championship as a junior in 2019-20
- Was named the Palm Beach 5A-1A Player of the Year by the South Florida Sun Sentinel after senior season
- Was a Sports Illustrated All-American candidate
- Excelled at the 2021 Iverson Classic in Bartlett, Tenn.
- Chose Memphis over offers from Baylor, Florida State, Oklahoma and Texas, among others

**2021-22 GAME-BY-GAME**

Date	Opponent	GS	Min	FG/A	PCT.	3FG/A	PCT	FT/A	PCT	OFF	DEF	TOTAL	AVG	PF	AST	TO	BLK	STL	PTS	AVG	
Nov. 9	Tennessee Tech	12	3-4	.750	1-1	1.000	0-0	.000	1	0	1	1.0	1	0	0	1	1	1	7	7.0	
Nov. 13	NC Central	18	3-4	.750	0-0	.000	3-4	.750	4	5	9	5.0	5	1	4	2	1	1	9	8.0	
Nov. 16	Saint Louis	14	5-5	1.000	0-0	.000	2-3	.667	0	2	2	4.0	5	2	0	1	0	0	12	9.3	
Nov. 19	Western Ky.	4	0-0	.000	0-0	.000	0-0	.000	0	0	0	3.0	0	0	1	0	0	0	0	7.0	
Nov. 24	vs. Virginia Tech																				
Nov. 26	vs. NIT																				
Dec. 1	at Georgia																				
Dec. 4	at Ole Miss																				
Dec. 10	Murray State																				
Dec. 14	Alabama																				
Dec. 18	vs. Tennessee																				
Dec. 21	Alabama State																				
Dec. 29	at Tulane																				
Jan. 1	at Wichita State																				
Jan. 4	Tulsa																				
Jan. 9	Cincinnati																				
Jan. 12	at UCF																				
Jan. 15	at East Carolina																				
Jan. 20	SMU																				
Jan. 23	at Tulsa																				
Jan. 27	East Carolina																				
Feb. 3	at Cincinnati																				
Feb. 5	UCF																				
Feb. 9	Tulane																				
Feb. 12	at Houston																				
Feb. 20	at SMU																				
Feb. 24	Temple																				
Feb. 27	Wichita State																				
March 3	at South Florida																				
March 6	Houston																				
March 10	vs. AAC Tourn.																				
March 11	vs. AAC Tourn.																				
March 12	vs. AAC Tourn.																				
March 13	vs. AAC Tourn.																				
TBA	vs. NCAA Tourn.																				

**MINOTT'S SEASON/CAREER HIGHS**

	SEASON	CAREER	AMERICAN ATHLETIC CONFERENCE
POINTS	12 vs. Saint Louis (11/16/21)	12 vs. Saint Louis (11/16/21)	0
FG	5 vs. Saint Louis (11/16/21)	5 vs. Saint Louis (11/16/21)	0
FGA	5 vs. Saint Louis (11/16/21)	5 vs. Saint Louis (11/16/21)	0
3FG	1 vs. Tennessee Tech (11/9/21)	1 vs. Tennessee Tech (11/9/21)	0
3FGA	1 vs. Tennessee Tech (11/9/21)	1 vs. Tennessee Tech (11/9/21)	0
FT	3 vs. NC Central (11/13/21)	3 vs. NC Central (11/13/21)	0
FTA	4 vs. NC Central (11/13/21)	4 vs. NC Central (11/13/21)	0
REBS	9 vs. NC Central (11/13/21)	9 vs. NC Central (11/13/21)	0
AST	2 vs. Saint Louis (11/16/21)	2 vs. Saint Louis (11/16/21)	0
BLK	2 vs. NC Central (11/13/21)	2 vs. NC Central (11/13/21)	0
STL	1 2x, last vs. NC Central (11/13/21)	1 2x, last vs. NC Central (11/13/21)	0
MINS	18 vs. NC Central (11/13/21)	18 vs. NC Central (11/13/21)	0

**MINOTT'S CAREER STATISTICS**

YEAR	GP	GS	MIN	AVG	TOTAL FG			3-PT FG			FREE THROWS			REBOUNDS				PF	FO	AST	AST/G	TO	BLK	STL	PTS	AVG
					FG	FGA	PCT	3FG	FGA	PCT	FT	FTA	PCT	OFF	DEF	TOT	AVG									
2021-22	4	0	48	12.0	11	13	.846	1	1	1.000	5	7	.714	5	7	12	3.0	11	2	3	0.8	5	4	2	28	7.0
<b>TOTAL</b>	<b>4</b>	<b>0</b>	<b>48</b>	<b>12.0</b>	<b>11</b>	<b>13</b>	<b>.846</b>	<b>1</b>	<b>1</b>	<b>1.000</b>	<b>5</b>	<b>7</b>	<b>.714</b>	<b>5</b>	<b>7</b>	<b>12</b>	<b>3.0</b>	<b>11</b>	<b>2</b>	<b>3</b>	<b>0.8</b>	<b>5</b>	<b>4</b>	<b>2</b>	<b>28</b>	<b>7.0</b>



23

**MALCOLM DANDRIDGE**  
 C | 6-9 | 250 | JR. | 2L  
 MEMPHIS, TENN.  
 EAST HS

2021-22 GAME-BY-GAME

Date	Opponent	GS	Min	FG/A	PCT.	3FG/A	PCT	FT/A	PCT	OFF	DEF	TOTAL	AVG	PF	AST	TO	BLK	STL	PTS	AVG
Nov. 9	Tennessee Tech		3	0-0	.000	0-0	.000	0-0	.000	1	0	1	1.0	4	1	1	1	0	0	0.0
Nov. 13	NC Central		9	0-2	.000	0-0	.000	3-4	.750	1	0	1	1.0	2	0	1	3	0	3	1.5
Nov. 16	Saint Louis		5	0-2	.000	0-0	.000	0-0	.000	1	0	1	1.0	2	0	1	0	0	0	1.0
Nov. 19	Western Ky.		12	2-6	.333	0-0	.000	0-0	.000	2	0	2	1.3	1	1	1	0	0	4	1.8
Nov. 24	vs. Virginia Tech																			
Nov. 26	vs. NIT																			
Dec. 1	at Georgia																			
Dec. 4	at Ole Miss																			
Dec. 10	Murray State																			
Dec. 14	Alabama																			
Dec. 18	vs. Tennessee																			
Dec. 21	Alabama State																			
Dec. 29	at Tulane																			
Jan. 1	at Wichita State																			
Jan. 4	Tulsa																			
Jan. 9	Cincinnati																			
Jan. 12	at UCF																			
Jan. 15	at East Carolina																			
Jan. 20	SMU																			
Jan. 23	at Tulsa																			
Jan. 27	East Carolina																			
Feb. 3	at Cincinnati																			
Feb. 5	UCF																			
Feb. 9	Tulane																			
Feb. 12	at Houston																			
Feb. 20	at SMU																			
Feb. 24	Temple																			
Feb. 27	Wichita State																			
March 3	at South Florida																			
March 6	Houston																			
March 10	vs. AAC Tourn.																			
March 11	vs. AAC Tourn.																			
March 12	vs. AAC Tourn.																			
March 13	vs. AAC Tourn.																			
TBA	vs. NCAA Tourn.																			

2021-22 (JUNIOR)

2020-21 (SOPHOMORE)

- Played in 26 games and averaged 12.1 minutes per outing
- Shot 54.9 percent from the floor (45-82)
- Scored a career-best 14 points on 6-of-8 shooting at Cincinnati (Feb. 28)
- Had a career-high 10 rebounds in a 10-point, 10-rebound game at Tulsa (Jan. 21)
- Earned American Athletic Conference Weekly Honor Roll recognition for efforts against the Hurricane
- Had four offensive rebounds and six total against Dayton in the NIT opener (March 20)

2019-20 (FRESHMAN)

- Averaged 3.4 points and 3.0 rebounds after missing first six games of the season recovering from an injury suffered during final year of high school
- Made four-consecutive starts during the season, beginning Jan. 12 at UCF
- Appeared in 24 games, playing a season-high 27 minutes in a mid-January win over Cincinnati at FedExForum
- Grabbed a career-high seven rebounds against the Bearcats, in addition to four assists, four steals and three blocked shots
- Scored a season-high 12 points in a Feb. 22 victory over No. 22 Houston
- In the final five games of the regular season, did not miss a field goal
- Went 10-for-10, including 5-for-5 against Houston
- In last seven games of the season, shot 81.3 percent from the field and averaged 4.4 points and 2.6 rebounds

PRIOR TO MEMPHIS/PERSONAL

- Rated as a 4-star prospect by ESPN and 247Sports
- Started on East High School's championship teams in 2017 and 2018 and the Mustangs' runner-up squad in 2019
- Averaged 7.1 points, 6.6 rebounds, 1.3 blocks and shot 57.9 percent during the 2017-18 season
- Shooting percentage ranked sixth-best in the city
- Was the first commitment for Penny Hardaway shortly after he was named Tigers head coach in March 2018
- Joined former East High teammates Alex Lomax, Ryan Boyce, James Wiseman and Jayden Hardaway at Memphis
- Also played with Tiger D.J. Jeffries on the Bluff City Legends, a highly-regarded summer circuit team

DANDRIDGE'S SEASON/CAREER HIGHS

	SEASON			CAREER			AMERICAN ATHLETIC CONFERENCE		
POINTS	4	vs. Western Kentucky (11/19/21)	14	at Cincinnati (2/28/21)	14	at Cincinnati (2/28/21)			
FG	2	vs. Western Kentucky (11/19/21)	6	at Cincinnati (2/28/21)	6	at Cincinnati (2/28/21)			
FGA	6	vs. Western Kentucky (11/19/21)	10	vs. Miss. Valley State (12/8/20)	8	at Cincinnati (2/28/21)			
3FG	0		0		0				
3FGA	0		1	at Tulsa (1/22/20)	1	at Tulsa (1/22/20)			
FT	3	vs. NC Central (11/13/21)	3	vs. NC Central (11/13/21)	2	5x, last at Cincinnati (2/28/21)			
FTA	4	vs. NC Central (11/13/21)	4	7x, last vs. NC Central (11/13/21)	4	5x, last at Houston (3/7/21)			
REBS	2	vs. Western Kentucky (11/19/21)	10	at Tulsa (1/17/21)	10	at Tulsa (1/17/21)			
AST	1	2x, last vs. WKU (11/19/21)	4	vs. Cincinnati (1/16/20)	4	vs. Cincinnati (1/16/20)			
BLK	3	vs. NC Central (11/13/21)	3	5x, last vs. NC Central (11/13/21)	3	4x, last at Houston (3/7/21)			
STL	0		4	2x, last vs. Cincinnati (1/16/20)	4	vs. Cincinnati (1/16/20)			
MINS	12	vs. Western Kentucky (11/19/21)	27	vs. Cincinnati (1/16/20)	27	vs. Cincinnati (1/16/20)			

DANDRIDGE'S CAREER STATISTICS

YEAR	GP	GS	MIN	AVG	TOTAL FG			3-PT FG			FREE THROWS			REBOUNDS				PF	FO	AST	AST/G	TO	BLK	STL	PTS	AVG
					FG	FGA	PCT	3FG	FGA	PCT	FT	FTA	PCT	OFF	DEF	TOT	AVG									
2019-20	24	4	313	13.0	34	48	.708	0	1	.000	13	31	.419	18	53	71	3.0	48	1	16	0.7	35	17	19	81	3.4
2020-21	26	0	315	12.1	45	82	.549	0	0	.000	8	22	.364	31	45	76	2.9	48	1	13	0.5	33	17	13	98	3.8
2021-22	4	0	29	7.3	2	10	.200	0	0	.000	3	4	.750	5	0	5	1.3	9	0	2	0.5	4	4	0	7	1.8
<b>TOTAL</b>	<b>54</b>	<b>4</b>	<b>657</b>	<b>12.2</b>	<b>81</b>	<b>140</b>	<b>.579</b>	<b>0</b>	<b>1</b>	<b>.000</b>	<b>24</b>	<b>57</b>	<b>.421</b>	<b>54</b>	<b>98</b>	<b>152</b>	<b>2.8</b>	<b>105</b>	<b>2</b>	<b>31</b>	<b>0.6</b>	<b>72</b>	<b>38</b>	<b>32</b>	<b>186</b>	<b>3.4</b>



25

**JAYDEN HARDAWAY**  
 G | 6-5 | 209 | R-JR. | 2L  
 MEMPHIS, TENN.  
 IMG ACADEMY

2021-22 GAME-BY-GAME

Date	Opponent	GS	Min	FG/A	PCT.	3FG/A	PCT	FT/A	PCT	OFF	DEF	TOTAL	AVG	PF	AST	TO	BLK	STL	PTS	AVG
Nov. 9	Tennessee Tech		13	3-5	.600	2-3	.667	0-0	.000	0	1	1	1.0	1	1	0	0	3	8	8.0
Nov. 13	NC Central	*	18	2-4	.500	0-1	.000	1-2	.500	0	0	0	0.5	0	2	0	2	1	5	6.5
Nov. 16	Saint Louis		18	1-5	.200	1-1	1.000	0-0	.000	1	3	4	1.7	1	1	2	0	0	3	5.3
Nov. 19	Western Ky.		12	2-3	.667	1-1	1.000	1-1	1.000	0	1	1	1.5	0	2	1	0	1	6	5.5
Nov. 24	vs. Virginia Tech																			
Nov. 26	vs. NIT																			
Dec. 1	at Georgia																			
Dec. 4	at Ole Miss																			
Dec. 10	Murray State																			
Dec. 14	Alabama																			
Dec. 18	vs. Tennessee																			
Dec. 21	Alabama State																			
Dec. 29	at Tulane																			
Jan. 1	at Wichita State																			
Jan. 4	Tulsa																			
Jan. 9	Cincinnati																			
Jan. 12	at UCF																			
Jan. 15	at East Carolina																			
Jan. 20	SMU																			
Jan. 23	at Tulsa																			
Jan. 27	East Carolina																			
Feb. 3	at Cincinnati																			
Feb. 5	UCF																			
Feb. 9	Tulane																			
Feb. 12	at Houston																			
Feb. 20	at SMU																			
Feb. 24	Temple																			
Feb. 27	Wichita State																			
March 3	at South Florida																			
March 6	Houston																			
March 10	vs. AAC Tourn.																			
March 11	vs. AAC Tourn.																			
March 12	vs. AAC Tourn.																			
March 13	vs. AAC Tourn.																			
TBA	vs. NCAA Tourn.																			

2021-22 (REDSHIRT-JUNIOR)

- Began the season with eight points on 3-of-5 shooting in the season opener against Tennessee Tech on Nov. 9, plus a career-high three steals

2020-21 (REDSHIRT-SOPHOMORE)

- Played in all 28 games and made five starts
- Averaged 10.0 minutes per game
- Started four-straight conference games from Jan. 21-28
- Scored a season-high eight points twice
- Was 4-for-6 from the field against Central Arkansas (Dec. 4)
- Season high was 20 minutes, set twice in early December
- Had baskets in both the NIT semifinal and championship games

2019-20 (REDSHIRT-FRESHMAN)

- Appeared in 22 games and made one start (Feb. 1 vs. UConn)
- Scored a career-high nine points in the season-opener against South Carolina State
- Made 3-of-4 field goals, both free throw tries and grabbed three rebounds
- Grabbed a career-high four rebounds in a Dec. 28 win over New Orleans
- Played a season-high 14 minutes on two occasions (vs. New Orleans, vs. Alcorn State)
- Made a clutch 3-pointer late in the second half of a come-from-behind road win at UAB
- The 3-pointer trimmed the UAB lead to 53-49 and was part of a 19-4 Tigers' run in an eventual 65-57 Memphis victory

PRIOR TO MEMPHIS/PERSONAL

- Has a wingspan of 6-11
- Is the son of Memphis head coach Penny Hardaway
- During the 2016-17 season, played at East High School in Memphis and contributed to the team's 2017 TSSAA Class AAA state championship
- Played 2017-18 season for IMG Academy's post-graduate team in Bradenton, Florida
- Scored 25 points in a 126-123 win over Miami Dade Community College in November 2017
- Before attending East High during the 2016-17 season, spent junior season at Miami Palmetto, averaging 12.1 points per game
- At Palmetto, wore jersey No. 1, the same number his father wore played for the NBA's Orlando Magic in the 1990s

HARDAWAY'S SEASON/CAREER HIGHS

	SEASON			CAREER			AMERICAN ATHLETIC CONFERENCE		
POINTS	8	vs. Tennessee Tech (11/9/21)	9	vs. South Carolina State (11/5/19)	6	vs. UCF (2/1/21)			
FG	3	vs. Tennessee Tech (11/9/21)	4	vs. Central Arkansas (12/4/20)	2	3x, last vs. Tulane (2/24/21)			
FGA	5	2x, last vs. Saint Louis (11/16/21)	7	vs. Miss. Valley State (12/8/20)	5	3x, last vs. UCF (2/1/21)			
3FG	2	vs. Tennessee Tech (11/9/21)	2	vs. Tennessee Tech (11/9/21)	1	5x, last vs. Tulane (2/24/21)			
3FGA	3	vs. Tennessee Tech (11/9/21)	4	2x, last vs. Miss. Val. St. (12/8/20)	3	vs. South Florida (12/29/20)			
FT	1	2x, last vs. WKU (11/19/21)	4	2x, last vs. UCF (2/1/21)	4	2x, last vs. UCF (2/1/21)			
FTA	2	vs. NC Central (11/13/21)	4	4x, last at South Florida (3/2/21)	4	4x, last at South Florida (3/2/21)			
REBS	4	vs. Saint Louis (11/16/21)	4	3x, last vs. Saint Louis (11/16/21)	4	vs. Tulsa (12/21/20)			
AST	2	2x, last vs. WKU (11/19/21)	3	vs. Arkansas State (12/2/20)	2	2x, last at Cincinnati (2/28/21)			
BLK	2	vs. NC Central (11/13/21)	2	vs. NC Central (11/13/21)	1	3x, last vs. SMU (1/26/21)			
STL	3	vs. Tennessee Tech (11/9/21)	3	vs. Tennessee Tech (11/9/21)	2	vs. UCF (2/3/21)			
MINS	18	2x, last vs. Saint Louis (11/16/21)	20	2x, last vs. Miss. Val. St. (12/8/20)	18	vs. Tulsa (12/21/20)			

HARDAWAY'S CAREER STATISTICS

YEAR	GP	GS	MIN	AVG	TOTAL FG			3-PT FG			FREE THROWS			REBOUNDS				PF	FO	AST	AST/G	TO	BLK	STL	PTS	AVG
					FG	FGA	PCT	3FG	FGA	PCT	FT	FTA	PCT	OFF	DEF	TOT	AVG									
2019-20	22	1	170	7.7	17	41	.415	6	22	.273	6	8	.750	7	10	17	0.8	16	0	4	0.2	12	1	5	46	2.1
2020-21	28	5	276	9.9	26	73	.356	6	34	.176	16	26	.615	9	10	19	0.7	10	0	16	0.6	10	4	9	74	2.6
2021-22	4	1	61	15.3	8	17	.471	4	6	.667	2	3	.667	1	5	6	1.5	2	0	6	1.5	3	2	5	22	5.5
TOTAL	54	7	507	9.4	51	131	.389	16	62	.258	24	37	.649	17	25	42	0.8	28	0	26	0.5	25	7	19	142	2.6



30

**CONOR GLENNON**  
 G | 5-10 | 172 | FR. | 1L  
 CHICAGO, ILL.  
 BROTHER RICE HS

**2021-22 (SOPHOMORE)**

**2020-21 (FRESHMAN)**

- Played in eight games
- Grabbed a rebound in Tigers debut against Arkansas State (Dec. 2)
- Had a steal against Dayton in the NIT opener (March 20)
- Saw action in three of Memphis' NIT contests

**PRIOR TO MEMPHIS/PERSONAL**

- A three-year varsity player and a pass-first point guard
- Finished career with 334 assists, fourth on the school's career list
- Father, Mike, is a longtime basketball trainer and older sister, Maggie, played at Lake Forest College in Illinois
- Considers T.J. McConnell of the Indiana Pacers favorite NBA player because of McConnell's pass-first mentality
- Sent more than 200 hand-written letters to Division 1 schools seeking to achieve dream of playing at college basketball's highest level
- Helped lead Brother Rice (Chicago) to a 20-10 record as a senior

**2021-22 GAME-BY-GAME**

Date	Opponent	GS	Min	FG/A	PCT.	3FG/A	PCT	FT/A	PCT	OFF	DEF	TOTAL	AVG	PF	AST	TO	BLK	STL	PTS	AVG	
Nov. 9	Tennessee Tech																				
Nov. 13	NC Central	2	0-1	.000	0-0	.000	0-0	.000	0	0	0	0.0	0	0	0	0	0	0	0	0.0	
Nov. 16	Saint Louis	2	0-0	.000	0-0	.000	0-0	.000	0	0	0	0.0	0	0	0	0	0	0	0	0.0	
Nov. 19	Western Ky.																				
Nov. 24	vs. Virginia Tech																				
Nov. 26	vs. NIT																				
Dec. 1	at Georgia																				
Dec. 4	at Ole Miss																				
Dec. 10	Murray State																				
Dec. 14	Alabama																				
Dec. 18	vs. Tennessee																				
Dec. 21	Alabama State																				
Dec. 29	at Tulane																				
Jan. 1	at Wichita State																				
Jan. 4	Tulsa																				
Jan. 9	Cincinnati																				
Jan. 12	at UCF																				
Jan. 15	at East Carolina																				
Jan. 20	SMU																				
Jan. 23	at Tulsa																				
Jan. 27	East Carolina																				
Feb. 3	at Cincinnati																				
Feb. 5	UCF																				
Feb. 9	Tulane																				
Feb. 12	at Houston																				
Feb. 20	at SMU																				
Feb. 24	Temple																				
Feb. 27	Wichita State																				
March 3	at South Florida																				
March 6	Houston																				
March 10	vs. AAC Tourn.																				
March 11	vs. AAC Tourn.																				
March 12	vs. AAC Tourn.																				
March 13	vs. AAC Tourn.																				
TBA	vs. NCAA Tourn.																				

**GLENNON'S SEASON/CAREER HIGHS**

	SEASON	CAREER	AMERICAN ATHLETIC CONFERENCE
POINTS	0	0	0
FG	0	0	0
FGA	1 vs. NC Central (11/13/21)	2 vs. Miss. Valley St. (12/8/21)	1 vs. Tulane (2/24/21)
3FG	0	0	0
3FGA	0	1 2x, last vs. Tulane (2/24/21)	1 vs. Tulane (2/24/21)
FT	0	0	0
FTA	0	0	0
REBS	0	1 vs. Arkansas State (12/2/21)	0
AST	0	0	0
BLK	0	0	0
STL	0	1 vs. Dayton (3/20/21)	0
MINS	2 2x, last vs. Saint Louis (11/16/21)	4 vs. Miss. Valley St. (12/8/21)	0

**GLENNON'S CAREER STATISTICS**

YEAR	GP	GS	MIN	AVG	TOTAL FG			3-PT FG			FREE THROWS			REBOUNDS				PF	FO	AST	AST/G	TO	BLK	STL	PTS	AVG
					FG	FGA	PCT	3FG	FGA	PCT	FT	FTA	PCT	OFF	DEF	TOT	AVG									
2020-21	8	0	15	1.9	0	3	.000	0	2	.000	0	0	.000	0	1	1	0.1	2	0	0	0.0	0	0	1	0	0.0
2021-22	1	0	2	2.0	0	1	.000	0	0	.000	0	0	.000	0	0	0	0.0	0	0	0	0.0	0	0	0	0	0.0
<b>TOTAL</b>	<b>9</b>	<b>0</b>	<b>17</b>	<b>1.9</b>	<b>0</b>	<b>4</b>	<b>.000</b>	<b>0</b>	<b>2</b>	<b>.000</b>	<b>0</b>	<b>0</b>	<b>.000</b>	<b>0</b>	<b>1</b>	<b>1</b>	<b>0.1</b>	<b>2</b>	<b>0</b>	<b>0</b>	<b>0.0</b>	<b>0</b>	<b>0</b>	<b>1</b>	<b>0</b>	<b>0.0</b>



31

**TADARIUS JACOBS**  
 G | 6-1 | 170 | FR. | HS  
 MEMPHIS, TENN.  
 BARTLETT HS

**2021-22 (FRESHMAN)**

**PRIOR TO MEMPHIS/PERSONAL**

- Finished prep career at Bartlett High School
- Was a freshman on an East High School team, the final squad coached by Penny Hardaway, that won the state title in 2018 and finished 29-3
- Played alongside James Wiseman, Chandler Lawson, Johnathan Lawson and Alex Lomax on that team

**2021-22 GAME-BY-GAME**

Date	Opponent	GS	Min	FG/A	PCT.	3FG/A	PCT	FT/A	PCT	OFF	DEF	TOTAL	AVG	PF	AST	TO	BLK	STL	PTS	AVG	
Nov. 9	Tennessee Tech																				
Nov. 13	NC Central		3	0-1	.000	0-1	.000	0-0	.000	0	0	0	0.0	1	0	0	0	1	0	0.0	
Nov. 16	Saint Louis		1	0-0	.000	0-0	.000	0-0	.000	0	0	0	0.0	0	0	0	0	0	0	0.0	
Nov. 19	Western Ky.																				
Nov. 24	vs. Virginia Tech																				
Nov. 26	vs. NIT																				
Dec. 1	at Georgia																				
Dec. 4	at Ole Miss																				
Dec. 10	Murray State																				
Dec. 14	Alabama																				
Dec. 18	vs. Tennessee																				
Dec. 21	Alabama State																				
Dec. 29	at Tulane																				
Jan. 1	at Wichita State																				
Jan. 4	Tulsa																				
Jan. 9	Cincinnati																				
Jan. 12	at UCF																				
Jan. 15	at East Carolina																				
Jan. 20	SMU																				
Jan. 23	at Tulsa																				
Jan. 27	East Carolina																				
Feb. 3	at Cincinnati																				
Feb. 5	UCF																				
Feb. 9	Tulane																				
Feb. 12	at Houston																				
Feb. 20	at SMU																				
Feb. 24	Temple																				
Feb. 27	Wichita State																				
March 3	at South Florida																				
March 6	Houston																				
March 10	vs. AAC Tourn.																				
March 11	vs. AAC Tourn.																				
March 12	vs. AAC Tourn.																				
March 13	vs. AAC Tourn.																				
TBA	vs. NCAA Tourn.																				

**JACOBS' SEASON/CAREER HIGHS**

	SEASON			CAREER			AMERICAN ATHLETIC CONFERENCE		
POINTS	0		0	0		0			
FG	0		0	0		0			
FGA	1	vs. NC Central (11/13/21)	1	vs. NC Central (11/13/21)	0				
3FG	0		0	0		0			
3FGA	1	vs. NC Central (11/13/21)	1	vs. NC Central (11/13/21)	0				
FT	0		0	0		0			
FTA	0		0	0		0			
REBS	0		0	0		0			
AST	0		0	0		0			
BLK	0		0	0		0			
STL	1	vs. NC Central (11/13/21)	1	vs. NC Central (11/13/21)	0				
MINS	3	vs. NC Central (11/13/21)	3	vs. NC Central (11/13/21)	0				

**JACOBS' CAREER STATISTICS**


YEAR	GP	GS	MIN	AVG	TOTAL FG			3-PT FG			FREE THROWS			REBOUNDS				PF	FO	AST	AST/G	TO	BLK	STL	PTS	AVG
					FG	FGA	PCT	3FG	FGA	PCT	FT	FTA	PCT	OFF	DEF	TOT	AVG									
2021-22	1	0	3	3.0	0	1	.000	0	1	.000	0	0	.000	0	0	0	0.0	1	0	0	0.0	0	0	1	0	0.0
TOTAL	1	0	3	3.0	0	1	.000	0	1	.000	0	0	.000	0	0	0	0.0	1	0	0	0.0	0	0	1	0	0.0







# 2021-22 MEMPHIS BASKETBALL RADIO/TV GUIDE




0

**EARL TIMBERLAKE**  
G | 6-6 | 220 | SO.



1

**EMONI BATES**  
F | 6-9 | 190 | FR.




2

**JALEN DUREN**  
C | 6-11 | 250 | FR.



3

**LANDERS NOLLEY II**  
G | 6-7 | 208 | R-JR.



4

**CHANDLER LAWSON**  
F | 6-7 | 215 | JR.



5

**JOHNATHAN LAWSON**  
G | 6-6 | 185 | FR.



10

**ALEX LOMAX**  
G | 6-0 | 188 | SR.



11

**LESTER QUINONES**  
G | 6-5 | 208 | JR.



12

**DEANDRE WILLIAMS**  
F | 6-9 | 205 | SR.



14

**TYLER HARRIS**  
G | 5-9 | 148 | SR.



15

**JOHN CAMDEN**  
F | 6-8 | 208 | FR.




20

**JOSH MINOTT**  
F | 6-8 | 205 | FR.



23

**MALCOLM DANDRIDGE**  
C | 6-9 | 250 | JR.



25

**JAYDEN HARDAWAY**  
G | 6-5 | 209 | R-JR.



30

**CONOR GLENNON**  
G | 5-10 | 172 | SO.



31

**TADARIUS JACOBS**  
G | 6-1 | 170 | FR.



32

**NIKC MERRIWEATHER**  
G | 5-8 | 130 | JR.



55

**SAM ONU**  
C | 6-11 | 270 | FR.



HC

**PENNY HARDAWAY**  
4TH SEASON



AC

**CODY TOPPERT**  
3RD SEASON



AC

**LARRY BROWN**  
1ST SEASON



AC

**RASHEED WALLACE**  
1ST SEASON