



VIRGINIA TECH

2021-22 MEN'S BASKETBALL



12 NCAA APPEARANCES / 13 NIT APPEARANCES (2 CHAMPIONSHIPS) /
17 ALL-ACC SELECTIONS / 10 ALL-AMERICANS / 20 NBA DRAFT PICKS

GAME 6

THE MATCHUP

[RV/RV] VIRGINIA TECH HOKIES

5-0, 0-0 ACC

Head Coach: Mike Young (Emory & Henry, 1986)
Record at Virginia Tech: 36-23 (3rd Season)
Career Record: 335-267 (20th Season)
vs. Memphis: First Meeting

VS

#9/10 MEMPHIS TIGERS

4-0, 0-0 AAC

Head Coach: Penny Hardaway (Memphis)
Record at Memphis: 66-32 (4th Season)
Career Record: Same
vs. Virginia Tech: First Meeting

GAME 6 | VIRGINIA TECH vs. MEMPHIS - NOV. 24, 2021 | 9:30PM | ESPN2 | BROOKLYN, N.Y. | BARCLAYS CENTER (17,732)



@HokiesMBB

BROADCAST INFORMATION

TV | ESPN2

Rich Hollenberg, PxP
Fran Fraschilla, Analyst

VIDEO STREAM

ESPN.com and ESPN app

RADIO | VT Sports Network

Jon Laaser, PxP
Mike Burnop, Analyst

LIVE STATS

stats.hokiesports.com



@MemphisMBB

PROJECTED STARTERS

Virginia Tech	Ht.	Wt.	Yr.	Hometown	PPG	RPG	Other
G 5 Storm Murphy	6-0	185	Gr.	Middleton, Wis.	10.8	2.2	2020-21 First Team All-SoCon
G 0 Hunter Cattoor	6-3	200	Jr.	Orlando, Fla.	8.2	4.8	Career-high 19 points at Navy
G 4 Nahiem Alleyne	6-4	195	Jr.	Buford, Ga.	10.6	3.6	Team-high 42 3FG last season
F 25 Justyn Mutts	6-7	230	Gr.	Millville, N.J.	10.0	6.8	Young man brings the energy!
F 22 Keve Aluma	6-9	235	r-Sr.	Berlin, Md.	12.4	4.4	2020-21 Second Team All-ACC

Memphis	Ht.	Wt.	Yr.	Hometown	PPG	RPG	Other
G 10 Alex Lomax	6-0	188	Sr.	Memphis, Tenn.	4.0	2.5	Team-leading 12 assists and 10 steals
G 11 Lester Quinones	6-5	208	Jr.	Brentwood, N.Y.	9.0	4.5	2021 NIT All-Tournament Team
F 12 DeAndre Williams	6-9	205	Sr.	Houston, Texas	9.3	3.8	Season-high 13 points last time out
F 1 Emoni Bates	6-9	190	Fr.	Ypsilanti, Mich.	13.3	3.5	Consensus Top-5, 5-star recruit
C 2 Jalen Duren	6-11	250	Fr.	Sharon Hill, Pa.	15.0	10.8	Preseason AAC Rookie of the Year

KEY STORYLINES

THE SERIES

- Virginia Tech is 12-18 all-time against Memphis.
- The two sides go all the way back to their Metro Conference days; the first game in the series was Jan. 10, 1976 - a 72-71 win by the Hokies in Memphis, Tenn.
- Memphis has been ranked by the AP Poll 12 times in the 31 series meetings, including Wednesday's game where the Tigers check in at No. 9. Conversely, Tech has only been ranked three times when the two sides have met; twice when both have been ranked (1986).
- The Hokies upset No. 1 Memphis, 69-56, on Jan. 10, 1983 for their first win over

an AP top-ranked team in program history.

A WIN WOULD...

- Be the Hokies' ninth straight nonconference win in regular-season action.
- Move the Hokies to 6-0 for the first time since 2019-20 when Tech also opened the season 6-0.
- Mark the third straight season where the Hokies recorded a Top-10 win in November.
- Improve Tech to 2-5 all-time at Barclays Center; other win came in the second round of the 2017 ACC Tournament - a 99-90 win over Wake Forest.

MR. 600

- Mike Young, who is in his 20th season as a college head coach, appeared in his 600th career game - a 65-39 Tech win over Radford on Nov. 15.
- He has compiled a 335-267 (.556) career ledger as a head coach.



2021-22 SCHEDULE

RECORD	5-0
ACC	0-0
NON-CONFERENCE	5-0
HOME	4-0
AWAY	1-0
NEUTRAL	0-0

Date	Opponent	TV	Time/Result
11/9	Maine	ACCNX	W, 82-47
11/12	at Navy ¹	CBSSN	W, 77-57
11/15	Radford	ACCNX	W, 65-39
11/18	St. Francis (Pa.)	ACCN	W, 85-55
11/21	Merrimack	RSN	W, 72-43
11/24	#9/10 Memphis ²	ESPN2	9:30 PM
11/26	Xavier/Iowa State ²	-	

12/1	at Maryland ³	ESPN2	7:15 PM
12/4	Wake Forest [*]	ACCN	2 PM
12/8	Cornell	ACCN	9 PM
12/12	at Dayton	ESPN2	2 PM
12/17	St. Bonaventure ⁴	ESPN2	4 PM
12/22	at Duke [*]	ESPN2	9 PM
12/29	at North Carolina [*]	ESPN2	7 PM

1/1	Pittsburgh [*]	ESPNU	4 PM
1/4	NC State [*]	ACCN	7 PM
1/12	at Virginia [*]	ESPN2	9 PM
1/15	Notre Dame [*]	ACCN	6 PM
1/19	at NC State [*]	ACCN	7 PM
1/22	at Boston College [*]	RSN	12 PM
1/26	Miami [*]	ACCN	7 PM
1/29	at Florida State [*]	ABC	3 PM

2/2	Georgia Tech [*]	ACCN	9 PM
2/5	at Pittsburgh [*]	ACCN	7 PM
2/12	Syracuse [*]	-	6 PM
2/14	Virginia [*]	ESPN	7 PM
2/19	North Carolina [*]	ESPN2	4 PM
2/23	at Georgia Tech [*]	ESPN2	9 PM
2/26	at Miami [*]	RSN	3 PM

3/1	Louisville [*]	ESPN2	9 PM
3/5	at Clemson [*]	RSN	2 PM
3/8-12	ACC Tournament ⁵	-	

All Times Eastern

* - ACC Game

1 - Veterans Classic (Annapolis, Md.)

2 - NIT Season Tip-Off (Brooklyn, N.Y.)

3 - Big Ten/ACC Challenge (College Park, Md.)

4 - Basketball Hall of Fame Shootout (Charlotte, N.C.)

5 - New York Life ACC Tournament (Brooklyn, N.Y.)

CONTACT INFO

Brian Cox | Phone: (540) 250-0624

Email: bcox90@vt.edu

Associate AD, Creative Communications

Will Copeland | Phone: (757) 814-0930

Email: cwil199@vt.edu

Creative Communications Coordinator

QUICK FACTS

THE BASICS

University Name: Virginia Tech
 Location: Blacksburg, Va.
 Founded: 1872
 Enrollment: 37,000
 President: Dr. Timothy Sands
 Director of Athletics: Whit Babcock
 Nickname: Hokies
 Mascot: HokieBird
 Colors: Chicago Maroon and Burnt Orange
 Affiliation: NCAA Division I
 Conference: Atlantic Coast (18th Season)

COURT FACTS

Carilion Clinic Court at Cassell Coliseum
 Normal Capacity: 8,925
 Record in Arena: 628-204
 Largest Crowd: 11,500 (vs. Purdue, Dec. 3, 1966)

INFORMATION

2020-21 Record: 15-7
 Home/Away/Neutral: 10-2/3-3/2-2
 Conference Record: 9-4
 Home/Away: 6-1/3-3
 Conference Finish: 3rd
 Conference Tournament: Lost in quarterfinals
 Starters Returning/Lost: 3/2
 Letterwinners Returning/Lost: 7/5
 Newcomers: 6

Total seasons: 114
 First season: 1908-09
 All-Time Record: 1,500-1,243
 All-Time ACC Record: 127-160
 All-Time ACC Tournament Record: 10-17
 ACC Championship Game Appearances: 0
 NCAA Tournament Appearances (Last): 12 (2021)
 All-Time NCAA Record: 8-12



MEDIA INFORMATION

CREDENTIALS

Outlets interested in obtaining credentials to cover Virginia Tech basketball home games must apply for credentials via: media.hokiesports.com/credentials.

You may also email: bcox90@vt.edu.

All credentials for Virginia Tech home games this season will be issued on a single-game basis, and media seating is extremely limited.

INTERVIEW POLICY

During ACC play, Mike Young conducts weekly media press conferences, via Zoom. To request the Zoom link for a particular week, please email Brian Cox (bcox90@vt.edu).

Gamedays: Coach Mike Young and requested players will be available to the media following a 10-minute cooling off period after the game. For home games, interviews of Coach Young and players will be conducted in-person in the Cassell Coliseum media center.

Non-Gamedays: All coach and player interview requests need to be arranged through the Virginia Tech Creative Communications Office - contact Brian Cox (c. 540-250-0624; e. bcox90@vt.edu). Players and coaches should not be contacted directly under any circumstances.



2021-22 VIRGINIA TECH NUMERICAL ROSTER

No.	Name	Cl.	Pos.	Ht.	Wt.	Hometown	Previous School
0	Hunter Cattoor	Jr.	G	6-3	200	Orlando, Fla.	Bishop Moore
1	David N'Guessan	So.	F	6-9	205	De Lier, The Netherlands	Mt. Zion Prep
3	Sean Pedulla	Fr.	G	6-1	190	Edmond, Okla.	Edmond Memorial
4	Nahiem Alleyne	Jr.	G	6-4	195	Buford, Ga.	Mountain View
5	Storm Murphy	Gr.	G	6-0	185	Middleton, Wis.	Wofford
10	Camden Johnson	Fr.	G	6-1	175	Waxhaw, N.C.	Metrolina Christian Academy
11	Jalen Haynes	Fr.	F	6-8	250	Ft. Lauderdale, Fla.	Montverde Academy
13	Darius Maddox	So.	G	6-5	185	Bowie, Md.	Oak Hill Academy
14	Ben Varga	Fr.	G	5-10	170	Louisville, Ky.	St. Xavier
15	Lynn Kidd	So.	C	6-10	240	Gainesville, Fla.	Clemson
21	John Ojiako	Jr.	C	6-10	245	Lagos, Nigeria	Admiral Farragut (Fla.)
22	Keve Aluma	r-Sr.	F	6-9	235	Berlin, Md.	Wofford
25	Justyn Mutts	Gr.	F	6-7	230	Millville, N.J.	Delaware

COACHING & SUPPORT STAFF

Head Coach: Mike Young (Emory & Henry, 1986)
Record at VT: 36-23 (3rd Year)
Overall Record: 335-267 (20th Year)
Associate Head Coach: Mike Jones (1st Year)
Assistant Coach: Christian Webster (6th Year)
Assistant Coach: Kevin Giltner (3rd Year)
Chief of Staff: Stephanie Ballein (3rd Year)
Special Assistant for Recruiting: Matt Olinger (3rd Year)
Director of Player Personnel: Ryan Nadeu (4th Year)
Special Assistant to the Head Coach: Ace Custis (3rd Year)
Strength & Conditioning: David Jackson (14th Year)
Athletic Trainer: Hisham Ziyout (3rd Year)

PRONUNCIATION GUIDE

Hunter Cattoor	cuh-TOUR
David N'Guessan	GUH-sahn
Sean Pedulla	puh-DOOL-uh
Nahiem Alleyne	nah-HEEM ah-LEAN
Jalen Haynes	JAY-lin HAY-nes
Ben Varga	VAR-guh
John Ojiako	oh-GEE-ah-koh
Keve Aluma	kev-AYE ah-LOU-muh
Justyn Mutts	JUST-in

ROSTER BY CLASS

Freshmen (4)	Sophomores (3)	Juniors (3)	Seniors (3)
Jalen Haynes	Lynn Kidd	Nahiem Alleyne	Keve Aluma*
Camden Johnson	Darius Maddox	Hunter Cattoor	Storm Murphy^
Sean Pedulla	David N'Guessan	John Ojiako	Justyn Mutts^

Ben Varga

* = Redshirt

^ = Graduate Student

SOCIAL



BY THE NUMBERS

20

The 2021-22 season is the **20th** of Mike Young's head coaching career. He has logged a 335-267 (.556) career record as the head whistle.

4

The Hokies have advanced to the NCAA Tournament a program-record **four** straight times. Tech has now earned 12 NCAA bids in school history.

1

Virginia Tech ranks **No. 1** in the country in scoring defense, holding opponents to 48.2 points per game.

NOTEWORTHY

TECH RIDING EIGHT-GAME WIN STREAK IN NONCONFERENCE GAMES

- The Hokies are riding an eight-game win streak in regular-season nonconference action.
- Tech was 7-1 in regular-season nonconference play last season, highlighted by wins over Villanova and USF in the Air Force Reserve Basketball Hall of Fame Tip-Off Tournament in Uncasville, Conn.

THANKSGIVING IN BROOKLYN ON THE HORIZON

- Following a three-game homestand, the Hokies embark on their second MTE (multi-team event) of the season.
- The NIT Season Tip-Off will feature Iowa State and Xavier in the first game Wednesday at Barclays Center, followed by Virginia Tech and Memphis at 9:30 p.m. ET on ESPN2. The winners of each contest will meet in the championship game Friday, Nov. 26, following the losers playing a consolation game.
- Tech is making its second appearance in the NIT Season Tip-Off. The Hokies played in the 2011 edition of the tournament at Madison Square Garden, going 1-1 (L, 58-69, Syracuse; W, 59-57, Oklahoma State).

WHAT A START

- Tech has won each of its first five games by an average of 28 points per game.
- Each game has been decided by at least 20 points. The smallest margin of victory was at Navy (77-57). The largest margin of victory was vs. Maine in the season opener (82-47).
- The last time the Hokies won five games in a row, all by 20-or-more points, was in 1943-44. Between Jan. 26 and Feb. 12, 1944, Tech rattled off six-consecutive wins by 20-plus points against VMI (twice), Blackstone Army Airfield, Woodrow Wilson Hospital, William & Mary and Emory & Henry.

ALL-TIME BEST STARTS IN PROGRAM HISTORY

- The Hokies are off to their best start to a season since the 2019-20 season.
- Tech is now 5-0 for the second time in three years under head coach Mike Young. This is also the second time the Hokies have started 4-0 at home under Young, with a four-win start in Cassell also coming in 2019-20.

- Here's a look at the all-time best starts in program history:

Season	Start
1909-10	11-0
1916-17	11-0
1978-79	9-0
1981-82	9-0
1910-11	8-0
1915-16	8-0
1920-21	8-0
1977-78	8-0
1918-19	7-0
1982-83	7-0
2012-13	7-0
1979-80	6-0
2019-20	6-0

CAUSE CHAOS

- Virginia Tech caused 15 turnovers vs. Merrimack, a total that it's hit three times this season.
- In four of their five games, the Hokies have forced 10-plus turnovers.

CONTRASTING STYLES

- Speaking of turnovers, Wednesday's game vs. Memphis will feature two contrasting styles.
- Memphis averages 21.5 turnovers per game, which rank 350th in Division I. On the other hand, the Hokies average 10.4 turnovers per game - good for 37th in the country.
- Despite their turnover woes, the Tigers' high-octane offense manufactures 85.8 points per game (38th in the country).
- Memphis will be aiming to make this game a high-scoring affair in the 80s/90s, whereas Tech will try to keep it in the 60s/70s.

MOMENTUM ON OUR SIDE

- With its third-place finish in the regular-season standings in 2020-21, Tech has finished in the top five of the ACC two of the last three seasons.
- Placing third tied for the highest ACC finish in school history as the Hokies tied for third in 2006-07 and 2009-10.
- If Tech can post a top-five ACC finish this season, it would mark the third time in four years accomplishing that feat.

Season	Head Coach	Record (Conf.)	Finish
2018-19	Buzz Williams	26-9 (12-6)	5th
2019-20	Mike Young	16-16 (7-13)	T10th
2020-21	Mike Young	15-7 (9-4)	3rd
2021-22	Mike Young	5-0 (0-0)	-

- The Hokies charted five top-five ACC finishes in seven years from 2004-05 to 2011-12.

YOU GET A BUCKET, YOU GET A BUCKET, EVERYBODY GETS A BUCKET


- Eight players scored a 3-point field goal vs. Merrimack. The last time that occurred was against Coppin State on Dec. 19, 2020.
- With late threes from walk-ons Camden Johnson and Ben Varga, each member of the Hokies' squad has scored a point this season. Keve Aluma leads the way for Tech with 62 points.

BOOST FROM THE BENCH

- A big question mark entering the 2021-22 season was the impact Tech's bench would have.
- Through five games, the Hokies' reserves are averaging 24.2 points per game.
- Tech has twice gone over the 30-point threshold, with a season-high 36 points coming against Maine in the season opener.

TECH SEEKS SIXTH RANKED WIN UNDER YOUNG

- Under Mike Young, the Hokies have registered five victories over AP ranked opponents, which includes four last season.



DEGREES ON DEGREES

- Storm Murphy and Justyn Mutts are both in grad school at Virginia Tech.
- Murphy graduated from Wofford with a finance degree in May 2021 and is currently pursuing a graduate degree in leadership studies within the Agricultural and Life Sciences program at Virginia Tech.
- Mutts graduated with a psychology degree from Delaware and completed his master's degree at Tech in agricultural and life sciences with a concentration in education in May 2021. He's currently pursuing his second master's degree in educational psychology.
- Keve Aluma earned his first undergraduate degree in human development from Virginia Tech in May 2021 and is currently working on his second undergraduate degree in sociology.

NOVEMBER SUCCESS

- Tech has won 23 of its last 26 games in the month of November for an 88.4 percent win clip.
- The Hokies are 35-7 (.833) since 2015 and 55-14 (.797) since 2011.
- Since 2011, Tech has only lost back-to-back games in November three times.
- In the past three seasons alone, the Hokies have registered two top-three wins in November (vs. No. 3 Villanova in 2020 and vs. No. 3 Michigan State in 2019).
- Tech is 14-2 under Coach Young in November.

PUT THE CLAMPS ON 'EM

- Through five games, the Hokies have held each of their opponents below 60 points. Their 48.2 scoring defense average ranks first in the ACC and second nationally.

Rank	School	Games Played	Points Allowed	Average
1	Virginia Tech	5	241	48.2
2	Notre Dame	2	113	56.5
3	Duke	5	290	58.0
4	Virginia	4	237	59.3
5	Florida State	4	240	60.0

- The last time Tech opened the season holding its first five opponents below 60 points was the 1946-47 season. That season, the Hokies held their first 18 opponents below the 60-point threshold.
- In addition to their scoring defense, the Hokies rank first in the ACC in field-goal percentage defense (.343). They've held each of their first five opponents below 40 percent shooting.

OWNING THE ARC

- The 3-point line has been under new management three games into the 2021-22 season. Tech has owned both sides of the arc, ranking first in 3FG% defense (.175) and fourth in 3FG% (.425) among ACC programs. The Hokies are also fourth in 3-pointers made per game (9.0).

TECH SIGNS NO. 26 CLASS IN THE COUNTRY

- Coach Young announced the signing of three standout recruits during the early signing period, which began on Nov. 10. The Hokies are set to welcome MJ Collins (Rock Hill, S.C.), Patrick Wessler (Matthews, N.C.) and Rodney Rice (Clinton, Md.) to Blacksburg next summer as part of Tech's 26th-ranked recruiting class according to 247Sports.



STANDINGS

TEAM	OVERALL	ACC	PCT
1. No. 5/6 Duke	5-0	0-0	1.000
[RV/RV] Virginia Tech	5-0	0-0	1.000
3. Wake Forest	4-0	0-0	1.000
4. [RV] Notre Dame	2-0	0-0	1.000
5. NC State	4-1	0-0	.800
6. [RV/RV] Florida State	3-1	0-0	.750
Georgia Tech	3-1	0-0	.750
Louisville	3-1	0-0	.750
Miami	3-1	0-0	.750
10. Clemson	4-2	0-0	.667
11. Syracuse	2-1	0-0	.667
12. [RV/RV] North Carolina	3-2	0-0	.600
13. Boston College	3-3	0-0	.500
14. Pitt	2-2	0-0	.500
Virginia	2-2	0-0	.500

PREDICTED ORDER OF FINISH

TEAM (FIRST-PLACE VOTES)	POINTS
1. Duke (47)	1132
2. Florida State (14)	1034
3. North Carolina (5)	1001
4. Virginia (9)	949
5. Virginia Tech (5)	857
6. Louisville (1)	791
7. Syracuse	781
8. Notre Dame	599
9. NC State	555
10. Georgia Tech	524
11. Clemson	430
12. Miami	428
13. Wake Forest	274
14. Pitt	253
15. Boston College	112

PRESEASON ALL-ACC TEAM

First Team

Buddy Boenheim, Syracuse
Keve Aluma, Virginia Tech
 Paolo Banchemo, Duke
 Armando Bacot, North Carolina
 Isaiah Wong, Miami (Fla.)

Second Team

Michael Devoe, Georgia Tech
 Kihei Clark, Virginia
 Prentiss Hubb, Notre Dame
 Mark Williams, Duke
 Wendell Moore Jr., Duke
 Malik Williams, Louisville
 Caleb Love, North Carolina

PRESEASON ACC PLAYER OF THE YEAR

Paolo Banchemo, Duke

PRESEASON ACC FRESHMAN OF THE YEAR

Paolo Banchemo, Duke



REUNITED IN BLACKSBURG

- Keve Aluma, Storm Murphy and Coach Young spent two seasons (2017-19) together at Wofford, highlighted by their 2018-19 season that included a first-round win (84-68) over Seton Hall in the 2019 NCAA Tournament.
- Upon Aluma's and Young's departure from Wofford, Murphy stuck around in Spartanburg, South Carolina, guiding the Terriers to a 34-25 record.
- While together at Wofford, the trio combined for a 51-18 (.739) mark.

WHO IS THIS GUY?

- Keve Aluma only attempted one 3-pointer in his two seasons at Wofford. In Coach Young's words, "it wasn't even close."
- Fast forward two seasons and Aluma has become a post player with range from beyond the arc. He attempted 57 threes in his Hokie debut in 2020-21, knocking down 20 of them for a 35.1 percent clip.
- However, he's gotten off to a cold start from beyond the arc in 2021-22. He is 0-8 through five games.

JUSTYN TIME

- Coach Young has gone on record saying, "Justyn Mutts was probably the key to our year last year."
- The Delaware transfer was the Hokies' fourth-leading scorer from last season (9.5) and second-leading rebounder (6.4).
- From Dec. 29, 2020 through the end of the season, Mutts scored at least nine points in 11 of Tech's 14 games. The Millville, New Jersey native twice broke the 20-point plateau - at Miami (Fla.) (22) and vs. North Carolina (24) - during that stretch.

LOGGING THE MINUTES

- Storm Murphy logged 3,723 minutes in his career entering this season, which is the 16th-most of anyone in the country returning for 2021-22.
- He ranked ninth in that category among point guards.

Rk	Name	School	Minutes
1	Jacob Gilyard	Richmond	4,372
2	Jordan Bohannon	Iowa	4,304
3	Jahlil Jenkins	Stony Brook	4,287
4	Marreon Jackson	Arizona State	4,158
5	Jarrold West	Louisville	4,096
6	Holland Woods	Grand Canyon	3,973
7	Pinky Wiley	Hampton	3,917
8	Kevin Johnson	UIC	3,793
9	Storm Murphy	Virginia Tech	3,723
10	Geo Baker	Rutgers	3,686

GOOD THINGS COME IN THREES

- Tech has three fifth-year seniors on its roster in Keve Aluma, Storm Murphy and Justyn Mutts.
- They have combined for 8,408 minutes

played, 314 games played and 2,918 points scored.

DIALED FROM DEEP

- The Hokies were 11-2 when they shot at least 31 percent from three last season.
- There were seven games where Tech shot above 40 percent from downtown, including a season-high 54.2 percent vs. Wake Forest (2/27/21).

ALUMA-NATING

- After sitting out the 2019-20 season due to NCAA transfer policy, Keve Aluma bursted onto the scene in Blacksburg.
- He has steadily expanded his game to the point where he led the Hokies in multiple categories last season.

Stat	Total	Team Rank
Games Started	22	T1st
Field Goals Made	118	1st
Free Throws Made	78	1st
Points	334	1st
Rebounds	174	1st
Blocks	29	1st
Minutes	674	1st

IT'S IN THE NAME

- Storm Murphy's first name comes from his Mom's maiden name - Storm, in addition to being born in January during a snowstorm in Wisconsin.

TRACKING THE TREY

- Coach Young's last four teams at Wofford all finished inside the top 10, nationally, in 3-point field-goal percentage.
- With the addition of Storm Murphy, Tech will look to make a big jump in this category in 2021-22.

Season	School	3FG%	Rank
2021-22	Virginia Tech	42.5	18th
2020-21	Virginia Tech	35.4	95th
2019-20	Virginia Tech	35.2	81st
2018-19	Wofford	41.4	2nd
2017-18	Wofford	41.3	5th
2016-17	Wofford	40.3	7th
2015-16	Wofford	40.8	8th

BOLD PREDICTION

- During the Oct. 26 airing of "Nothing But Net," basketball analyst Luke Hancock picked Virginia Tech as his bold prediction to win the ACC regular season championship.
- Hancock cited bringing back a ton of veterans, including Keve Aluma, who he believes will make a run at ACC Player of the Year.



The 2021-22 season marks the 20th for Mike Young as a head coach.

SPECIALTY STAT TRACKER

Opponent	Off TOs	Paint	2nd Chance	FB	Bench
Maine	22	42	8	2	36
at Navy	19	36	9	6	10
Radford	12	26	6	1	18
St. Francis (Pa.)	10	40	17	7	34
Merrimack	16	24	10	4	23
vs. Memphis					
vs. Xavier/Iowa St.					
at Maryland					
Wake Forest					
Cornell					
at Dayton					
vs. St. Bonaventure					
at Duke					
at North Carolina					
Pittsburgh					
NC State					
at Virginia					
Notre Dame					
at NC State					
at Boston College					
Miami					
at Florida State					
Georgia Tech					
at Pittsburgh					
Syracuse					
Virginia					
North Carolina					
at Georgia Tech					
at Miami					
Louisville					
at Clemson					
ACC Tournament					

Total +/-	+40	+54	+19	+1	+25
Season Highs	22	42	17	7	36

FAST BREAK

Tech has registered **two** wins over Top-5 programs under head coach Mike Young - most recently an 81-73 win over No. 3 Villanova on Nov. 28, 2020.

THE OPPONENT

SCOUTING THE TIGERS



STAT LEADERS

Scoring	G-GS	Pts.	PPG
Jalen Duren	4-4	60	15.0
Emoni Bates	4-4	53	13.3

Rebounding	G-GS	Rebs.	RPG
Jalen Duren	4-4	43	10.8
Lester Quinones	4-3	18	4.5

Assists	G-GS	Asts.	APG
Alex Lomax	4-4	12	3.0
Emoni Bates	4-4	9	2.3

Blocks	G-GS	Blks.	BPG
Jalen Duren	4-4	19	4.8
Malcolm Dandridge	4-0	4	1.0

Steals	G-GS	Stls.	SPG
Alex Lomax	4-4	10	2.5
Lester Quinones	4-3	9	2.3

ABOUT MEMPHIS

- The Tigers enter Wednesday's game at 4-0 after starting their season with four home games. In its most recent outing, Memphis defeated Western Kentucky, 74-62.
- In his third season at the helm, former Olympic gold medalist Penny Hardaway leads the Tigers. Hardaway has led Memphis to two 20-plus win seasons in his first two years and the 2021 NIT Championship.
- Jalen Duren, Memphis' 6-foot-11 freshman center, has had a dominant start to the season - averaging a double-double with 15.0 points and 10.8 boards. The Tigers rank first nationally in blocked shots per game (11.0), with Duren contributing 4.75 per game (third nationally) through four games.
- Memphis has the leading scoring offense in the American Athletic Conference, averaging 85.8 points per game.
- Complementing the Tigers' talented youth, starting senior guard Alex Lomax leads the AAC in steals per game with 2.5.
- Landers Nolley II will be a familiar face for Virginia Tech fans. The redshirt-junior guard competed at Tech in 2019-20 before transferring to Memphis ahead of the 2020-21 season.

TEAM COMPARISON

VT	Stat	UM
76.2	Points Per Game	85.8
48.2	Opponents Points Per Game	63.0
+28.0	Scoring Margin	+22.8
37.0	Rebounds Per Game	42.5
+7.0	Rebounding Margin	+7.0
.505	FG Percentage	.526
.343	FG Percentage Defense	.336
.425	3FG Percentage	.385
.175	3FG Percentage Defense	.242
9.0	3FG Made Per Game	7.5
.742	FT Percentage	.646
14.2	Assists Per Game	16.0
10.4	Turnovers Per Game	21.5

LAST MEETING WITH MEMPHIS

- Tech fell 83-62 in the first round of the 2005 NIT at Memphis.
- Jamon Gordon, who was inducted into the Virginia Tech Sports Hall of Fame on Nov. 12, led the Hokies with 16 points.
- The only other Tech player to join Gordon in double digits that day was Carlos Dixon, who tallied 13 points.
- Memphis shot 45.5 percent for the game, including a 10-22 clip from 3-point range.
- Five Tigers reached at least 10 points, led by 2006 C-USA Player of the Year Rodney Carney (17).
- The Tigers, who were coached by John Calipari at the time, advanced to the NIT semifinals before dropping a 70-58 decision to Saint Joseph's.

LAST GAME'S BOX SCORE

Merrimack (3-3,0-0 NEC) -vs- Virginia Tech (5-0,0-0 ACC)														
11/21/21 at Cassell Coliseum, Blacksburg, VA														
Date:	11/21/21	Time:	4:00 PM	Attendance:	730	Score By Period:	1	2	3	Total				
Site:	Cassell Coliseum, Blacksburg, VA	Referee:	Ryan Siskario, Mark Schwarz, Bill Covington, Jr.	Merrimack		34	25	41	41	Virginia Tech				
Merrimack 43														
#	Player	GP	MIN	FG	3PT	FT	ORB-DRB	REB	PF	A	TO	BLK	STL	PTS
22	Ward, Jordan	25	12.2	0/1	0/0	0/0	2	2	0	1	1	0	1	0
14	Jacobsen, Devin	* 29	3-8	2-6	0-0	0-0	0-0	0-0	0-0	2	0	2	0	8
05	Ward, Riley	* 29	1-6	1-2	0-0	2-0	2	1	3	1	0	1	1	7
23	Reid, Ziggy	* 30	1-5	1-3	0-0	0-2	2	3	0	2	2	0	2	3
03	Dunning, Mykel	* 28	0-4	0-4	0-0	0-1	1	0	1	2	1	0	1	0
00	Edmond, Blake	28	4-10	1-3	0-0	0-1	1	0	2	1	2	0	2	9
24	Mokry, Jordan	20	1-3	0-1	0-0	1-1	2	1	0	0	0	0	0	2
31	Conroy, Justin	13	0-0	0-0	0-0	1-2	3	2	0	0	0	0	0	0
13	Berry II, James	3	0-0	0-0	0-0	0-0	0-0	0-0	0-0	1	0	0	0	0
16	Hall, Ryan	1	0-0	0-0	0-0	0-0	0-0	0-0	0-0	0-0	0-0	0-0	0-0	0
12	Hall, Thomas	1	0-0	0-0	0-0	0-0	0-0	0-0	0-0	0-0	0-0	0-0	0-0	0
15	Jacobsen, Ryan	1	0-1	0-0	0-0	0-0	0-0	0-0	0-0	0-0	0-0	0-0	0-0	0
17	Tracy	0	0-0	0-0	0-0	1-3	4	0	0	0	0	0	0	0
Total		200	39-49	5-20	0-0	5-17	22	11	8	15	3	4	43	
Team Summary		FG		3PT		FT								
First half		8-23 34.8%		2-10 20.0%		0-0 0.00%								0-0
Second half		11-26 42.3%		3-10 30.0%		0-0 0.00%								0-0
Total		19-49 38.6%		5-20 25.0%		0-0								0-0
Technical Fouls:		(1) TEAM		Second Chance Points: 4		Score Tied: 0 times(4)		Points in the Paint: 24		Fast Break Points: 2				
Lead Changes: 0 times(4)		Points off Turnovers: 10		Bench Points: 11		Largest Lead: 1-0								
Virginia Tech 72														
#	Player	GP	MIN	FG	3PT	FT	ORB-DRB	REB	PF	A	TO	BLK	STL	PTS
05	Richie, Storm	* 21	6-8	2-4	0-0	0-0	0-0	0-0	2	1	1	0	1	14
04	Alleyne, Nathani	* 31	4-9	2-4	2-2	0-3	3	1	1	2	0	0	0	12
25	Matta, Justin	* 22	4-5	1-1	0-0	2-5	2	3	5	2	0	1	9	
00	Cartier, Hunter	* 30	2-7	2-7	2-2	0-3	3	0	1	0	0	2	8	
22	Atlanta, Jevon	* 24	3-3	0-0	2-4	2-3	5	1	2	1	3	0	6	
21	Ojako, John	14	3-4	0-0	0-0	1-4	5	0	0	0	0	0	6	
01	N'Guesso, David	16	2-4	0-0	0-2	1-1	2	0	1	2	1	0	4	
13	Medina, Denzel	16	1-4	1-2	1-2	3	0	0	0	0	0	0	4	
03	Pedulla, Sean	14	1-2	1-2	0-0	0-1	1	2	4	1	0	0	3	
10	Johnson, Cameron	2	1-1	1-1	0-0	0-1	1	0	0	0	0	0	3	
14	Varga, Ben	2	1-2	1-2	0-0	0-0	0-0	0-0	0-0	0-0	0-0	0-0	3	
15	Kidd, Lynn	2	0-0	0-0	0-0	0-2	2	0	0	0	0	0	0	
11	Haynes, John	2	0-0	0-0	0-0	0-0	0-0	0-0	1	0	0	0	0	
17	TECH	0	0-0	0-0	0-0	0-0	0-0	0-0	0-0	0-0	0-0	0-0	0	
Total		200	27-49	11-23	7-12	7-20	32	9	12	8	6	6	72	
Team Summary		FG		3PT		FT								
First half		13-21 61.90%		5-9 55.56%		3-6 50.00%								3-6
Second half		14-28 50.00%		6-14 42.86%		4-6 66.67%								4-6
Total		27-49 54.9%		11-23 47.6%		7-12 58.3%								7-12
Technical Fouls:		none		Second Chance Points: 10		Score Tied: 0 times(4)		Points in the Paint: 24		Fast Break Points: 4				
Lead Changes: 0 times(4)		Points off Turnovers: 16		Bench Points: 23		Largest Lead: 0-0								

PROGRAM WIN NO. 1,500

- Virginia Tech earned its 1,500th program win Sunday vs. Merrimack, becoming the 90th men's basketball program in Division I history to achieve the mark.
- Tech joined ACC counterparts North Carolina, Duke, Syracuse, Notre Dame, NC State, Louisville, Virginia, Pitt and Wake Forest as the 10 conference programs that have reached the milestone.

2021-22 HONORS WATCH



Keve Aluma
Naismith Memorial Basketball Hall of Fame
 • Karl Malone Award Watch List

ACC Preseason Voting
 • First-Team All-ACC

The Athletic
 • College Basketball's Top-20 Bigs - No. 18

ESPN
 • MBB Top-25 Players for 2021-22 - No. 19

Lute Olson Award
 • Lute Olson Award Preseason Watch List

Wooden Award
 • Wooden Award Preseason Watch List



Nathani Alleyne led Tech with 42 3FG made last season.

THIS IS HOME

- Shout-out to David Cunningham of Tech Sideline for the below excerpt from an interview he had with Justyn Mutts.



CHALLENGING NONCON

- Coach Young's nonconference scheduling philosophy is quite different from his predecessor - one in which should provide plenty of Quadrant 1 and Quadrant 2 opportunities for the NCAA Tournament resume.
- The Hokies have the potential to play up to six Quadrant 1 or 2 games in their nonconference slate, highlighted by games vs. Memphis, at Maryland and vs. St. Bonaventure.
- It's important to note, Tech secured two Quadrant 1 wins all of last season (vs. Villanova and vs. Virginia).
- Six of the Hokies' 11 nonconference games will be played either on the road or at neutral sites.
- Three of Tech's nonconference opponents appeared in the AP preseason poll: No. 12 Memphis, No. 21 Maryland and No. 23 St. Bonaventure.

HOKIES IN PRIMETIME

- If you're a night owl, then the Hokies' 2021-22 schedule will be right up your ally.
- Tech is set to appear in at least 10 games this season with an official start time of 8 p.m. or later. Seven of those games will tip at 9 p.m. or later.

DONE WITH THE CLOSING ACT (FOR NOW)

- The Nov. 15 game between Tech and Radford was the first time this season the Hokies did not play as part of a doubleheader.
- On Nov. 9, Tech played the second game of a doubleheader with the women's basketball team.
- On Nov. 12 at Navy, the Hokies were the second game of the Veterans Classic.
- Tech is set to play in at least one more scenario where its the second game of a doubleheader. The Hokies will take on Memphis at 9:30 PM ET following Xavier/Iowa State on Nov. 24 in the NIT Season Tip-Off in Brooklyn, N.Y.

NATIONAL POLLS

ASSOCIATED PRESS POLL

Updated: Nov. 22

Rank	School	Record	Points
1	Gonzaga (55)	4-0	1515
2	UCLA (5)	4-0	1443
3	Purdue (1)	5-0	1391
4	Kansas	3-0	1354
5	Duke	5-0	1225
6	Baylor	4-0	1154
7	Villanova	3-2	1090
8	Texas	3-1	1083
9	Memphis	4-0	1002
10	Alabama	4-0	880
	Kentucky	3-1	880
12	Houston	3-0	861
13	Arkansas	3-0	754
14	Illinois	2-1	624
15	Tennessee	3-1	558
16	St. Bonaventure	5-0	517
17	Arizona	5-0	474
18	BYU	4-0	449
19	Auburn	3-0	374
20	Michigan	3-2	367
21	Seton Hall	3-0	363
22	UConn	4-0	342
23	Florida	3-0	294
24	USC	3-0	138
25	Xavier	4-0	102

Receiving Votes: Oregon 96, **Virginia Tech 91**, Ohio State 89, North Carolina 75, Indiana 45, Michigan State 44, Marquette 41, Colorado State 30, Maryland 28, Texas Tech 26, Iowa 6, LSU 6, Mississippi State 4, Florida State 4, Drake 2, San Francisco 1, Loyola Chicago 1, George Mason 1, Ohio 1

Dropped from Rankings: Oregon 12, North Carolina 18, Ohio State 19, Maryland 20

USA TODAY COACHES' POLL

Updated: Nov. 22

Rank	School	Record	Points
1	Gonzaga (30)	4-0	797
2	UCLA (2)	4-0	751
3	Kansas	3-0	725
4	Purdue	5-0	691
5	Baylor	4-0	635
6	Duke	5-0	624
7	Villanova	3-2	546
8	Texas	3-1	479
9	Alabama	4-0	472
10	Memphis	4-0	441
11	Houston	3-0	431
12	Arkansas	3-0	357
13	Michigan	3-2	356
	Kentucky	3-1	356
15	Illinois	2-1	321
16	St. Bonaventure	5-0	261
17	Tennessee	3-1	226
18	BYU	4-0	205
19	Arizona	5-0	204
20	Seton Hall	3-0	187
21	UConn	4-0	183
22	Auburn	3-0	174
23	Oregon	2-1	168
24	Florida	3-0	162
25	USC	3-0	92

Receiving Votes: Ohio State 78, Texas Tech 68, **Virginia Tech 68**, Michigan State 50, North Carolina 45, Xavier 38, Indiana 37, Maryland 33, Florida State 33, Iowa 27, Marquette 13, Loyola Chicago 12, LSU 11, Colorado State 11, Utah State 10, West Virginia 7, Drake 3, Notre Dame 3, San Francisco 2, UCF 1

Dropped from Rankings: Ohio State 17, Florida State 19, North Carolina 20, Maryland 21

TRACKING TECH

	AP	Coaches
Preseason	RV	RV
11/15	RV	-
11/22	RV	RV
11/29	-	-
12/6	-	-
12/13	-	-
12/20	-	-
12/27	-	-
1/3	-	-
1/10	-	-
1/17	-	-
1/24	-	-
1/31	-	-
2/7	-	-
2/14	-	-
2/21	-	-
2/28	-	-
3/7	-	-
3/14	-	-
Final	-	-

Ratings Tracker (through Nov. 21)

ESPN.com BPI	19
KenPom.com	24
NCAA NET Rankings	-
Sagarin	33

Virginia Tech's "Best" NET Wins:

The first NET rankings will be released Dec. 6.



NOTEWORTHY

STORM WARNING

- Grad student Storm Murphy takes over the reins at point guard following the graduation of Wabissa Bede.
- The Wofford transfer averaged 17.8 points, 3.3 rebounds and 4.3 assists last season. He was one of only 11 players to average that stat line or better nationally.
- Murphy tallied double figures in 21 of 24 contests, including 10 20-point performances, and dished over five assists on eight occasions.
- He concluded his Wofford career with 1,315 points to finish 24th on the program's all-time scoring list.
- The First-Team All-SoCon selection will provide a scoring threat from outside, as he shot 40 percent from three last season.
- Murphy knocked down 70 3-pointers a year ago. In comparison, Bede connected on 12 with a 24.5 percent clip.

DANCIN' IN YEAR TWO

- In previous seasons in Virginia Tech history, the fastest head coach to make the NCAA Tournament was in Year Three. Those Hokies were Howie Shannon, Charlie Moir and Buzz Williams.
- Therefore, with Mike Young doing so in Year Two, he became the fastest Tech coach to make The Dance.

HOKIE CENSUS

- Tech has 13 players on the squad who represent eight states and two international countries (Netherlands, Nigeria).
- Florida leads the way with three players – Hunter Cattoor, Lynn Kidd and Jalen Haynes – while Maryland has two players – Keve Aluma and Darius Maddox.

BOUNCEBACK MENTALITY

- Young and the Hokies were 5-1 last season after a loss with their lone back-to-back losing skid coming at the end of the season to North Carolina in the ACC Tournament and Florida in the NCAA Tournament.
- In 2019-20, Young had five wins following a loss.

50 SPOT

- Tech shot over 50 percent in a game five times during the 2020-21 season - going 5-0.
- Since Young got to Blacksburg, the Hokies are 13-1 in contests shooting 50 percent or greater, with the lone loss coming to BYU on Nov. 27, 2019 in the fifth-place game of the Maui Jim Maui Invitational.
- Over the last decade (2010-11 season to present), Tech is 84-12 when shooting 50 percent or better.

LEADING AT THE BREAK

- Over the last two seasons, Tech is 17-2 when leading at halftime, with the two losses coming against North Carolina and Florida to end the 2020-21 season.
- The Hokies are 30-6 in the Mike Young era when up at half.

GREEN-LIGHTED FROM THREE

- With the potential lineup of Storm Murphy, Hunter Cattoor, Nahiem Alleyne, Justyn Mutts and Keve Aluma, all five of those players have the green light from distance.
- The last team Coach Young had with this type of threat from deep was his 2018-19 Wofford squad, which ranked second nationally in 3-point accuracy (41.4). The Terriers finished 30-5 that season, including an unbeaten mark in SoCon action, and reached the second round of the 2019 NCAA

Tournament.

RANKED WINS BECOMIN' COMMON

- Tech had four ranked wins last season, tying the most-ever in school history (set 2017-18).


REACH OUR POTENTIAL

- When asked how he'd define success for this season, Coach Young expressed he wanted the Hokies to reach their potential.
- "That will be a real success for me," he said, "And I'll get back to the mountains of North Carolina this spring and fish with a big smile on my face."

ACC POY CONVERSATION

- Keve Aluma is undoubtedly in the conversation for ACC Player of the Year heading into the 2021-22 season.
- The 6-foot-9 forward was a Second-Team All-ACC pick last season, four points behind Virginia's Sam Hauser for the final spot on the first team.
- With the entire All-ACC first team gone, Aluma is the leading returning point getter from the all-conference voting a year ago.

Finish	Player	School
6th	Keve Aluma	Virginia Tech
12th	Isaiah Wong	Miami
14th	Prentiss Hubb	Notre Dame
15th	Armando Bacot	North Carolina



CASSELL COLISEUM - RENDERING OF PROPOSED \$75 MILLION-PLUS RENOVATION OF VIRGINIA TECH'S HOME VENUE

REACH FOR EXCELLENCE


- Virginia Tech announced on April 20, 2021 a \$400 million fundraising campaign to propel Hokie sports to the forefront of the Atlantic Coast Conference, prepare generations of student-athletes for success in life, and raise the university's profile nationwide.
- The campaign will leverage the momentum of recent successes on the field and in fundraising, such as adding about 10,000 more Hokie Club members in the past five years and opening the Student-Athlete Performance Center, thanks to a record gift. Still, leaders acknowledged that the athletics enterprise needs an infusion of revenue in order to compete at the top of the ACC.
- The budget increase will support athletics in three primary areas: facilities, coaching, and the student-athlete experience.



- The Reach for Excellence campaign has five main pillars, which are:
 - A football enhancement fund to build a program that consistently competes at the top of the ACC, by allotting \$30 million over time for recruiting, assistant coaches' salaries, quality-control coaches, player development, and capital needs.
 - Renovations to improve Cassell Coliseum, with at least \$50 million to be raised privately.
 - The Drive for 25 initiative to increase Hokie Club membership to 25,000 and raise \$20 million annually for student-

athlete scholarships.

- Striving for comprehensive excellence for all sports by providing operating expenses, facility improvements, nutritional and strength and conditioning programs, and more.
- Increasing the number of student-athlete scholarship endowments to expand capacity to support students and broaden reach in recruiting.
- When it's filled with nearly 10,000 fans cheering the Hokies to victory in the last seconds of a basketball game, Cassell Coliseum is an amazing sight. But when it's empty, the home of Virginia Tech basketball, volleyball, and wrestling shows its age. Built in the early 1960s, the Coliseum is due for an extensive renovation.
- Plans call for a completely redesigned experience, including:
 - A new glass entrance along Washington Street
 - Extended concourse areas along both sides to allow fans easier access to different sections of the coliseum
 - The addition of high-end premium seating areas, including club seating and luxury suites on both sides
- This much-needed \$75 million-plus project, helped by at least \$50 million in private support, would create one of the best home venues in the ACC.



“HOKIE TRACKS” ↓ ↓

COMMENTS THAT LEFT AN IMPRESSION

“This team isn't getting the same amount of attention as other teams in the ACC, but it's likely going to start three fifth-year seniors and two juniors. That type of experience can't be understated.”

- Jon Rothstein, College Hoops Today

“Keep an eye baby on the Hokies.”

- Dick Vitale, ESPN

“Just so good to have him here. He affects a lot of things. He affects the energy of practice, he affects the winning culture and he's been a part of a lot of winning. I've so thoroughly enjoyed coaching him for his first two years. He's a star. You'll see him coming here in a second and he'll look like your paper boy [...].”

- Mike Young on Storm Murphy

“He has as high a basketball IQ as I've been around in 36 years. He's a dynamic athlete. He came to us as a good basketball player, but he's grown by leaps and bounds through his game, his ability to shoot, his ability to make plays off the bounce. [...] Justyn Mutts was probably the key to our year last year. As good as Keve was, as good as Wabissa Bede was. Justyn Mutts is a difference maker.”

- Mike Young on Justyn Mutts

2021-22 RANKING SUMMARY

Statistic	National Conference Rank		Value	National Leader	Value	Conference Leader	
	Rank	Rank				Value	Value
3-pt Field Goal Attempts (349 ranked)	115	4	106	Coppin St.	198	Clemson Duke	116 116
Assist Turnover Ratio (350 ranked)	56	3	1.37	Villanova	2.62	Syracuse	1.87
Assists Per Game (350 ranked)	147	7	14.2	Baylor	24.0	Syracuse	18.7
Blocked Shots Per Game (350 ranked)	174	11	3.4	Memphis	11.0	Florida St.	6.2
Defensive Rebounds per Game (350 ranked)	81	6	28.80	Charleston So.	36.50	Georgia Tech Louisville	30.00 30.00
Fewest Fouls (350 ranked)	132	7	65	Stony Brook	24	Notre Dame	32
Fewest Turnovers (350 ranked)	133	6	52	Coastal Carolina New Hampshire	19 19	Notre Dame	21
Field-Goal Percentage (350 ranked)	29	4	50.5	Ga. Southern	58.0	Wake Forest	52.5
Field-Goal Percentage Defense (350 ranked)	22	1	34.3	Indiana	30.3	Virginia Tech	34.3
Free Throw Attempts (350 ranked)	247	12	62	Marquette	146	Boston College	130
Free Throws Made (350 ranked)	216	12	46	Marquette	104	NC State	92
Free-Throw Percentage (350 ranked)	80	2	74.2	Kent St.	89.7	Syracuse	81.2
Offensive Rebounds Per Game (350 ranked)	304	14	8.20	Illinois	20.00	Florida St.	14.25
Personal Fouls Per Game (350 ranked)	19	2	13.0	TCU	10.7	Duke	12.2
Rebound Margin (350 ranked)	76	5	7.0	Illinois	21.3	Notre Dame	11.0
Scoring Defense (350 ranked)	1	1	48.2	Virginia Tech	48.2	Virginia Tech	48.2
Scoring Margin (350 ranked)	12	1	28.0	UConn	40.8	Virginia Tech	28.0
Scoring Offense (350 ranked)	125	7	76.2	Iowa	97.2	Wake Forest	86.5
Steals Per Game (350 ranked)	295	13	5.4	UAB	15.0	Wake Forest	11.5
Three Pt FG Defense (350 ranked)	2	1	17.5	Seton Hall	13.3	Virginia Tech	17.5
Three-Point Field Goals Per Game (350 ranked)	79	4	9.0	VMI	15.5	Wake Forest	9.8
Three-Point Field-Goal Percentage (350 ranked)	18	4	42.5	San Diego	48.1	Clemson	44.8
Total 3-point FGM (350 ranked)	41	3	45	Massachusetts	70	Clemson	52
Total Assists (350 ranked)	79	5	71	Arizona	110	Duke	88
Total Blocks (350 ranked)	117	6	17	Rhode Island	46	Florida St.	25
Total Rebounds (350 ranked)	76	6	185	UNC Greensboro	270	Boston College	212
Total Rebounds Per Game (350 ranked)	180	10	37.00	Charleston So.	51.75	Notre Dame	42.00
Total Steals (349 ranked)	197	11	27	UAB	75	Duke	48
Turnover Margin (341 ranked)	73	4	3.8	UAB	10.8	Wake Forest	6.2
Turnovers Forced (350 ranked)	165	5	14.20	Morgan St.	26.75	Wake Forest	19.75
Turnovers Per Game (350 ranked)	37	4	10.4	New Hampshire	6.3	Syracuse Duke	10.0 10.0

GAMES STARTED

	Streak	21-22	Career	ACC
Hunter Cattoor	5	5	10	3
David N'Guessan	-	-	-	-
Sean Pedulla	-	-	-	-
Nahiem Alleyne	25	5	53	28
Storm Murphy	88*	5	125	-
Camden Johnson	-	-	-	-
Jalen Haynes	-	-	-	-
Darius Maddox	-	-	-	-
Ben Varga	-	-	-	-
Lynn Kidd	-	-	-	-
John Ojiako	-	-	2	2
Keve Aluma	35^	5	63	13
Justyn Mutts	26	5	76	13

* 83 games at Wofford
^ 8 games at Wofford



NON-CONFERENCE BREAKDOWN

Team	NET	Result
Maine	-	W, 82-47
at Navy	-	W, 77-57
Radford	-	W, 65-39
St. Francis (Pa.)	-	W, 85-55
Merrimack	-	W, 72-43
vs. #9/10 Memphis		
vs. Xavier/Iowa St.		
at Maryland		
Cornell		
at Dayton		
vs. St. Bonaventure		

Tech will play at least three times at Barclays Center this season.



Keve Aluma notched a team-best six double-doubles last season.

SEASON BREAKDOWN

TECH'S RECORD WHEN...

	2021-22
Overall	5-0
ACC	0-0
At home	4-0
On the road	1-0
At neutral sites	0-0
After a win	4-0
After a loss	0-0
In overtime	0-0
vs. ranked opponents	0-0
Winning the opening tip	5-0
Losing the opening tip	0-0
Decided by 1-4 points or OT	0-0
Decided by 5-10 points	0-0
Decided by 11-20 points	1-0
Decided by 21+ points	4-0
Leading at half	5-0
Tied at half	0-0
Trailing at half	0-0
VT shoots 50% or better	4-0
VT shoots 40-49.9%	1-0
VT shoots less than 40%	0-0
VT out-shoots opponent	5-0
Opp. out-shoots VT	0-0
Opp. shoots 40% or better	0-0
Opp. shoots less than 40%	5-0
VT out-rebounds opponent	4-0
Opp. out-rebounds VT	1-0
Rebounds are tied	0-0
VT has more FT attempts	3-0
Opp. has more FT attempts	1-0
VT makes more 3-pointers	5-0
Opp. makes more 3-pointers	0-0
VT wins turnover battle	5-0
Opp. wins turnover battle	0-0
Turnovers are tied	0-0
VT scores 100+	0-0
VT scores 90-99 points	0-0
VT scores 80-89 points	2-0
VT scores 70-79 points	2-0
VT scores 60-69 points	1-0
VT scores 50-59 points	0-0
VT scores < 50 points	0-0
Opp. scores > 99 points	0-0
Opp. scores 90-99 points	0-0
Opp. scores 80-89 points	0-0
Opp. scores 70-79 points	0-0
Opp. scores 60-69 points	0-0
Opp. scores 50-59 points	2-0
Opp. scores < 50 points	3-0
Playing on Monday	1-0
Playing on Tuesday	1-0
Playing on Wednesday	0-0
Playing on Thursday	1-0
Playing on Friday	1-0
Playing on Saturday	0-0
Playing on Sunday	1-0
In November	5-0
In December	0-0
In January	0-0
In February	0-0
In March	0-0
Playing during the day	1-0
Playing at night	4-0
Wearing White	2-0
Wearing Maroon	1-0
Wearing Orange	1-0
Wearing Gray	1-0

STARTING LINEUPS

W/L

5-0 Murphy, Cattoor, Alleyne, Mutts, Aluma

Margin of Victory/Defeat

	1	2	3	4	5	6	7	8	9	10	11-19	20+
Wins	-	-	-	-	-	-	-	-	-	-	-	5
Losses	-	-	-	-	-	-	-	-	-	-	-	-

Most First Half Points

Virginia Tech	46	vs. Maine (11/9/21)
Opponents	27	at Navy (11/12/21)

Most Second Half Points

Virginia Tech	51	vs. St. Francis (11/18/21)
Opponents	33	vs. St. Francis (11/18/21)

Fewest First Half Points

Virginia Tech	25	vs. Radford (11/15/21)
Opponents	18 (2x)	vs. Merrimack (11/21/21)

Fewest Second Half Points

Virginia Tech	32	at Navy (11/12/21)
Opponents	21	vs. Radford (11/15/21)

Largest Halftime Lead

Virginia Tech	24	vs. Maine (11/9/21)
Opponents	-	-

Largest Margin of Victory

Virginia Tech	35	vs. Maine (11/9/21)
Opponents	-	-

MISCELLANEOUS

How 1st Points Were Scored

Layup	2
3FG	2
Jumper	1
Dunk	-
Free-Throw	-
Tip-in	-

Rebounds Leader

Nahiem Alleyne	1
Hunter Cattoor	1
Justyn Mutts	3
David N'Guessan	1

Blocks Leader

Keve Aluma	4
Justyn Mutts	1
David N'Guessan	2
John Ojiako	1

15+ Rebounds

-	-
-	-
-	-

Scored VT's 1st Points

Nahiem Alleyne	2
Keve Aluma	1
Hunter Cattoor	1
Justyn Mutts	1

Assists Leader

Nahiem Alleyne	1
Hunter Cattoor	1
Storm Murphy	2
Justyn Mutts	2
Hunter Cattoor	3
Justyn Mutts	2
David N'Guessan	1

10+ Points

Nahiem Alleyne	3
Keve Aluma	3
Hunter Cattoor	1
Darius Maddox	1
Storm Murphy	3
Justyn Mutts	2
David N'Guessan	1

5+ Assists

Hunter Cattoor	1
Justyn Mutts	2
-	-
-	-

First Off VT Bench

Darius Maddox	3
David N'Guessan	3
John Ojiako	5
Sean Pedulla	2

Steals Leader

Hunter Cattoor	3
Justyn Mutts	2
David N'Guessan	1

20+ Points

Keve Aluma	1
------------	---

5+ Steals

-	-
-	-

Points Leader

Nahiem Alleyne	1
Keve Aluma	2
Storm Murphy	2
Justyn Mutts	1
David N'Guessan	1

30+ Points

-	-
---	---

Double-Doubles

-	-
---	---

10+ Rebounds

-	-
---	---


THE LAST TIME

LAST TIME VIRGINIA TECH...

Scored 100+ points and won	100-64, vs. Delaware State, 11/20/19
Scored 100+ points and lost	100-104 (2OT), vs. Maryland, 2/27/10
Played in OT	70-75 (OT), vs. Florida, 3/19/21
Played in consecutive OTs	82-77 (OT), vs. UAB, 11/28/15; 79-81 (OT), vs. Northwestern, 12/1/15
Played in 2OT	79-77 (2OT), vs. North Carolina, 1/22/20
Played in 3OT	95-102 (3OT), vs. Miami (Fla.), 1/19/20
Scored 100+ points	100-64, vs. Delaware State, 11/20/19
Scored 90-99 points	97-57, vs. Coppin State, 12/29/20
Scored 80-89 points	85-55, vs. Saint Francis (Pa.), 11/18/21
Scored 70-79 points	72-43, vs. Merrimack, 11/21/21
Scored 60-69 points	65-39, vs. Radford, 11/15/21
Scored 50-59 points	53-69, vs. Georgia Tech, 2/23/21
Scored 40-49 points	47-24, at No. 23/22 NC State, 2/2/19
Scored 30-39 points	39-65, at No. 19/19 Virginia, 1/4/20
Scored 20-29 points	27-40, at McGuire Hospital, 2/2/46
Scored 10-19 points	16-45, at Virginia, 1/30/39
Scored less than 10 points	9-29, vs. North Carolina, 1/12/35
Allowed 100+ points	95-102 (3OT), vs. Miami (Fla.), 1/19/20
Allowed 90-99 points	77-90, vs. BYU, 11/27/19
Allowed 80-89 points	73-81, vs. North Carolina, 3/11/21
Allowed 70-79 points	70-75 (OT), vs. Florida, 3/19/21
Allowed 60-69 points	53-69, vs. Georgia Tech, 2/23/21
Allowed 50-59 points	85-55, vs. Saint Francis (Pa.), 11/18/21
Allowed 40-49 points	72-43, vs. Merrimack, 11/21/21
Allowed 30-39 points	65-39, vs. Radford, 11/15/21
Allowed 20-29 points	47-24, at No. 23/22 NC State, 2/2/19
Allowed 10-19 points	60-19, vs. Lynchburg, 1/9/46
Allowed less than 10 points	28-9, vs. Hampden-Sydney, 1/17/23
Scored at least 60 points in a half	66, 2nd Half, vs. The Citadel, 11/12/17
Largest margin of victory	83 points, vs. Randolph-Macon (87-4), 1/10/1911
Largest margin of victory in ACC	38 points, vs. Wake Forest (84-46), 2/27/21
Defeated a ranked opponent on the road	47-24, at No. 23/22 NC State, 2/2/19
Defeated a ranked opponent at home	65-51, vs. No. 8/8 Virginia, 1/30/21
Defeated a ranked opponent on a neutral court	81-73 (OT), vs. No. 3/3 Villanova, 11/28/20
Defeated a defending national champion	65-51, vs. No. 8/8 Virginia, 1/30/21
Held opponent without a double-figure scorer	65-39, vs. Radford, 11/15/21
Failed to have a double-figure scorer	41-57, vs. Temple, 2/25/96
Had six players score in double figures	at Boston College, 2/25/17
Had seven players score in double figures	vs. The Citadel, 12/17/16
Did not make a 3FG	at Providence, 2/1/03
Opponent did not make a 3FG	at NC State, 2/10/10
Did not shoot a FT in the first half	vs. No. 3/3 Villanova, 11/28/20
Did not shoot a FT in the second half	vs. Virginia, 12/5/10
Opponent did not shoot a FT	vs. Merrimack, 11/21/21
Held an opponent under 10 points in a half	9 points, vs. Eastern Michigan, 12/22/11
Held an opponent under 20 points in a half	18 points, vs. Merrimack, 11/21/21
Had double-figure blocked shots	10, 84-46, vs. Wake Forest, 2/27/21
Came back from a double-figure deficit to win	10 points, vs. No. 8/8 Virginia, 1/30/21
Lost a double-digit lead	10 points, vs. Florida, 3/19/21
Led by 20 or more points at halftime	24 points, vs. Maine, 11/9/21
Had 20-29 assists in a game	21, vs. Pitt, 2/15/20
Had 30 or more assists	36, vs. The Citadel, 11/12/17
Held a team under 20 percent from the floor	16.7%, at No. 23/22 NC State, 2/2/19
Held a team under three made FGs in a half	2 FG, vs. Notre Dame, 1/10/21
Won an NCAA Tournament game	67-58, vs. Liberty, 3/24/19

WHAT'S A HOKIE?

The answer leads all the way back to 1896 when Virginia Agricultural and Mechanical College changed its name to Virginia Polytechnic Institute. With the change came the necessity for writing a new cheer and a contest for such a purpose was held by the student body.



Senior O.M. Stull won first prize for his "Hokie" yell which is still used today. Later, when asked if "Hokie" had any special meaning, Stull explained the word was solely the product of his imagination and was used only as an attention-getter for his yell. It soon became a nickname for all Tech teams and for those people loyal to Tech athletics.

The official university school colors - Chicago Maroon and Burnt Orange - also were introduced in 1896. The colors were chosen by a committee because they made a 'unique combination' not worn elsewhere at the time. The official definition of "Hokie" is "a loyal Virginia Tech Fan."



OUR NAME

When referring to our name, we ask that you use Virginia Tech, Hokies or Tech - and not 'Vah Tech.' Thank you!

THE LAST TIME

LAST TIME A VIRGINIA TECH PLAYER...

Recorded a double-double	Keve Aluma (12 pts./14 rebs), vs. Georgia Tech, 2/23/21
Recorded a triple-double	Chris Clarke (13 pts./12 rebs./10 ast.), vs. The Citadel, 2/27/10
Two Tech players recorded double-doubles in same game	Keve Aluma (14 pts./12 rebs.) & Justyn Mutts (14 pts./11 rebs.), at Notre Dame, 1/27/21
Two Tech players recorded double-doubles in consecutive games	vs. North Carolina (ACC Tournament), 3/13/09; vs. Duquesne (NIT), 3/18/09
Had five or more steals	Nickeil Alexander-Walker (6), vs. Miami (Fla.), 1/30/19
Had 10 or more assists in a game	Wabissa Bede (10), vs. Delaware State, 11/20/19
Had 20 or more rebounds in a game	Jeff Allen (21), vs. Longwood, 12/14/08
Two Tech players with double-figure rebounds	Keve Aluma (12) & Justyn Mutts (11), at Notre Dame, 1/27/21
Two Tech players had five or more assists	Justyn Mutts (6) & Hunter Cattoor (5), vs. Maine, 11/9/21
Three Tech players had five or more assists	Chris Clarke (10), Justin Robinson (6) & Seth Allen (6), vs. The Citadel, 12/17/16
Four Tech players had five or more assists	Kerry Blackshear Jr. (8), Devin Wilson (7), Justin Robinson (7) & Chris Clarke (5), vs. The Citadel, 1/30/21
Three Tech players made five or more 3FG	Nahiem Alleyne (5), Jalen Cone (5) & Isaiah Wilkins (5), vs. Delaware State, 11/20/19
Eight or more Tech players made a 3FG	8 players, vs. Merrimack, 11/21/21
Two Tech players scored 20 or more points	Keve Aluma (23) & Nahiem Alleyne (20), vs. No. 3/3 Villanova, 11/28/20
Three Tech players scored 20 or more points	Nickeil Alexander-Walker (25), Ahmed Hill (23) & Justin Robinson (23), vs. No. 23/22 Purdue, 11/18/18
Two Tech players scored 20 or more points in consecutive games	Nickeil Alexander-Walker & Kerry Blackshear Jr., 11/10/17 & 11/12/17
Tech freshman scored 20 or more points in a game	Tyrece Radford (26) & Jalen Cone (20), vs. Miami (Fla.), 2/19/20
Three Tech freshmen scored in double figures in a game	Hunter Cattoor (14), Jalen Cone (11) & Lander Nolley II (10), vs. North Carolina, 3/10/20
Four Tech freshmen scored in double figures in a game	Landers Nolley II (21), Tyrece Radford (21), Jalen Cone (15) & Nahiem Alleyne (10), at Wake Forest, 1/14/20
Tech player scored 30-39 points in a game	Keve Aluma (30), at Pittsburgh, 2/3/21
Tech player scored 40-49 points in a game	Dorenzo Hudson (41), vs. Seton Hall, 1/2/10
Tech player scored 50+ points in a game	Bimbo Coles (51), vs. Southern Miss, 2/6/88
Tech player had consecutive double-doubles	Keve Aluma, 1/27/21, 1/30/21, 2/3/21
Tech player had three consecutive double-doubles	Keve Aluma, 1/27/21, 1/30/21, 2/3/21
Tech freshman had consecutive double-doubles	Kerry Blackshear Jr., 12/13/15, 12/19/15
Tech allowed a triple-double	Dennis Smith Jr. (27 pts./11 rebs./11 ast.), at NC State, 1/4/17
Tech had a walk-on score double figures	Christian Beyer (13), vs. Alabama A&M, 12/14/14




NAW IN YEAR 3

- Nickeil Alexander-Walker left his mark on Virginia Tech and is working on making a name for himself at the next level with the New Orleans Pelicans.
- A first-round draft pick in 2019, the Toronto native played in 46 games last season, averaging 21.9 minutes per game and 11 points per game.
- Recorded a season-high 37 points in a 111-106 loss to the Clippers on Jan. 13, 2021.

J-ROB HOOPIN' WITH THE BUCKS

- Justin Robinson played nine games for the Oklahoma City Thunder (all in April 2021) before playing Summer League for the Lakers.
- The Manassas, Virginia native is currently on a two-way contract with the defending NBA champion Milwaukee Bucks.





MIKE YOUNG

Head Coach | Third Season at Virginia Tech

2020-21 ACC Coach of the Year

CAREER RECORDS

Overall Record	335-267
Conference Games	191-141
Non-Conference Games	144-126
Conference Tournament	20-14
NCAA Tournament	1-6
Overtime Games	19-16
One-Point Games	10-13
vs. AP Top 25	5-21

VS. CURRENT ACC HEAD COACHES

Coach	All	VT	Wofford
Earl Grant	-	-	-
Brad Brownell	3-2	3-0	0-2
Mike Krzyzewski	1-3	1-2	0-1
Leonard Hamilton	0-1	0-1	-
Josh Pastner	1-3	0-2	1-1
Chris Mack	1-3	0-2	1-1
Jim Larrañaga	3-3	2-2	1-1
Kevin Keatts	1-0	1-0	-
Hubert Davis	-	-	-
Mike Brey	2-2	2-1	0-1
Jeff Capel III	1-1	1-1	-
Jim Boeheim	1-2	1-2	-
Tony Bennett	1-3	1-2	0-1
Steve Forbes	8-3	2-0	6-3
Total	23-26	14-15	9-11

vs. Coach Young

Earl Grant	-
Brad Brownell	2-3 at Clemson
Mike Krzyzewski	3-1 at Duke
Leonard Hamilton	1-0 at Florida State
Josh Pastner	3-1 at Georgia Tech
Chris Mack	1-1 at Xavier; 2-0 at UofL
Jim Larrañaga	0-1 at GMU; 3-2 at Miami
Kevin Keatts	0-1 at NC State
Hubert Davis	-
Mike Brey	2-2 at Notre Dame
Jeff Capel III	1-1 at Pitt
Jim Boeheim	2-1 at Syracuse
Tony Bennett	3-1 at UVA
Steve Forbes	3-6 at ETSU; 0-2 at Wake

▶ COACH YOUNG: CAREER BREAKDOWN

Season	School	Overall	Conference	Finish	Postseason	Ranking	RPI/NET
2002-03	Wofford	14-15 .483	8-8 .500	T6th	-	-/-	219
2003-04	Wofford	9-20 .310	4-12 .250	T10th	-	-/-	273
2004-05	Wofford	14-14 .500	7-9 .438	8th	-	-/-	225
2005-06	Wofford	11-18 .379	6-9 .400	9th	-	-/-	287
2006-07	Wofford	10-20 .333	5-13 .278	T9th	-	-/-	295
2007-08	Wofford	16-16 .500	8-12 .400	8th	-	-/-	191
2008-09	Wofford	16-14 .533	12-8 .600	4th	-	-/-	177
2009-10	Wofford	26-9 .743	15-3 .833	1st	NCAA First Round	-/-	73
2010-11	Wofford	21-13 .618	14-4 .778	T1st	NCAA First Round	-/-	105
2011-12	Wofford	19-14 .576	12-6 .667	T2nd	CBI	-/-	178
2012-13	Wofford	13-19 .406	7-11 .389	T8th	-	-/-	253
2013-14	Wofford	20-13 .606	11-5 .688	T3rd	NCAA First Round	-/-	152
2014-15	Wofford	28-7 .800	16-2 .889	1st	NCAA First Round	RV/-	49
2015-16	Wofford	15-17 .469	11-7 .611	T3rd	-	-/-	202
2016-17	Wofford	16-17 .485	10-8 .556	T4th	-	-/-	189
2017-18	Wofford	21-13 .618	11-7 .611	T4th	CIT	-/-	141
2018-19	Wofford	30-5 .857	18-0 1.000	1st	NCAA Second Round	19/18	14
Totals	17 Seasons	299-244 .551	175-124 .585				
2019-20	Virginia Tech	16-16 .500	7-13 .350	T10th	-	-/-	92
2020-21	Virginia Tech	15-7 .682	9-4 .692	3rd	NCAA First Round	25/RV	51
2021-22	Virginia Tech	2-0 1.000	0-0 .000	-	-	-/-	-
Totals	3 Seasons	36-23 .610	16-17 .485				
Overall	20 Seasons	335-267 .556	191-141 .575				

▶ THE YOUNG FILE

Born	5/1/1963
Hometown	Radford, Virginia
Wife	Margaret
Children	Cooper, Davis
Education	Emory & Henry, 1986
Joined Tech Staff	4/7/2019
Years as College Head Coach	20
Years as College Coach	35

Coaching Career

1986-88	Assistant Coach, Emory & Henry
1988-89	Assistant Coach, Radford
1989-02	Assistant Coach, Wofford
2002-19	Head Coach, Wofford
2019-pr.	Head Coach, Virginia Tech

▶ ACCOMPLISHMENTS

Six NCAA Tournaments

2021, 2019, 2015, 2014, 2011, 2010

Five SoCon Tournament Championships

2019, 2015, 2014, 2011, 2010

Four SoCon Regular-Season Titles

2019, 2015, 2011, 2010

Two-time National Coach of the Year

2019 (Sporting News), 2010 (Hugh Durham)

Three AP All-America Selections

Fletcher Magee (2018-19), Karl Cochran (2014-15), Noah Dahlman (2009-10)

O HUNTER CATTOOR

JUNIOR Guard | 6-3 | 200 | Human Development
Orlando, Florida | Bishop Moore



SEASON/CAREER BESTS

POINTS

Season 19 at Navy (11/12/21)
Career 19 at Navy (11/12/21)

REBOUNDS

Season 9 vs. Radford (11/15/21)
Career 9 vs. Radford (11/15/21)

ASSISTS

Season 5 vs. Maine (11/9/21)
Career 5 (2x), last vs. Maine (11/9/21)

BLOCKS

Season -
Career 3 vs. Wake Forest (2/27/21)

STEALS

Season 2 (3x), last vs. Merrimack (11/21/21)
Career 3 (3x), last at Notre Dame (1/27/21)

MINUTES

Season 33 at Navy (11/12/21)
Career 35 at Miami (2/6/21)

FIELD GOALS MADE

Season 7 at Navy (11/12/21)
Career 7 at Navy (11/12/21)

FIELD GOALS ATTEMPTED

Season 10 at Navy (11/12/21)
Career 11 (2x), last at Miami (2/6/21)

3-PT. FIELD GOALS MADE

Season 5 at Navy (11/12/21)
Career 5 (2x), last at Navy (11/12/21)

3-PT. FIELD GOALS ATTEMPTED

Season 7 (2x), last vs. Merrimack (11/21/21)
Career 10 vs. North Carolina (3/10/20)

FREE THROWS MADE

Season 2 (2x), last vs. Merrimack (11/21/21)
Career 6 vs. South Florida (11/29/20)

FREE THROWS ATTEMPTED

Season 2 (2x), last vs. Merrimack (11/21/21)
Career 8 vs. South Florida (11/29/20)

CAREER STATS

	GP-GS	MIN	AVG	FG-FGA	FG%	3FG-FGA	3FG%	FT-FTA	FT%	OFF-DEF-TOT	AVG	PF-FO	AST	TO	BLK	STL	PTS	AVG
2019-20	31-3	629	20.3	69-165	.418	51-127	.402	14-22	.636	4-73-77	2.5	44-0	35	16	4	31	203	6.5
2020-21	22-2	489	22.2	57-125	.456	39-90	.433	34-43	.791	2-39-41	1.9	34-1	30	26	11	20	187	8.5
2021-22	5-5	155	31.0	14-35	.400	9-25	.360	4-4	1.000	2-22-24	4.8	5-0	12	4	0	6	41	8.2
TOTAL	58-10	1273	21.9	140-325	.431	99-242	.409	52-69	.754	8-134-142	2.4	83-1	77	46	15	57	431	7.4

- One of Tech's top threats from three. *Last name pronounced: kuh-TOUR*
- Had 12 games of hitting three or more 3FGs during the 2020-21 season.
- Reached double-figure scoring 11 times as a sophomore.
- Made the game-tying 3-pointer to send the Miami (Fla.) (2/6) game into overtime, and then hit two clutch free throws in the final four seconds of OT to make it a two-possession game and preserve the win - finishing with 14 points and three rebounds.
- Played in 31 games, drawing three starts in 2019-20.
- Originally committed to Wofford, but signed with the Hokies after Virginia Tech's hiring of Mike Young.
- Four-year letterwinner at Bishop Moore High School.
- FHSAA 6A first-team All-State and District Player of the Year.
- Scored 1,420 points in high school. Was a 3-star (247 Sports).
- Also played quarterback on Bishop Moore's football team.

2021-22 GAME-BY-GAME STATS

OPPONENT	DATE	ST	MIN	FG-FGA	PCT	3FG-FGA	PCT	FT-FTA	PCT	OFF	DEF	TOT	PF	A	T/O	BLK	STL	PTS
Maine	11/9/21	*	31	2-4	.500	1-3	.333	0-0	.000	0	4	4	0	5	0	0	0	5
at Navy	11/12/21	*	33	7-10	.700	5-7	.714	0-0	.000	1	2	3	2	4	0	0	2	19
Radford	11/15/21	*	32	2-9	.222	1-6	.167	2-2	1.000	0	9	9	0	1	2	0	2	7
St. Francis (Pa.)	11/18/21	*	29	1-5	.200	0-2	.000	0-0	.000	1	4	5	3	1	2	0	0	2
Merrimack	11/21/21	*	30	2-7	.286	2-7	.286	2-2	1.000	0	3	3	0	1	0	0	2	8
vs. Memphis	11/24/21																	
TBD	11/26/21																	
at Maryland	12/1/21																	
Wake Forest	12/4/21																	
Cornell	12/8/21																	
at Dayton	12/12/21																	
vs. St. Bonaventure	12/17/21																	
at Duke	12/22/21																	
at North Carolina	12/29/21																	
Pittsburgh	1/1/22																	
NC State	1/4/22																	
at Virginia	1/12/22																	
Notre Dame	1/15/22																	
at NC State	1/19/22																	
at Boston College	1/22/22																	
Miami	1/26/22																	
at Florida State	1/29/22																	
Georgia Tech	2/2/22																	
at Pittsburgh	2/5/22																	
Syracuse	2/12/22																	
Virginia	2/14/22																	
North Carolina	2/19/22																	
at Georgia Tech	2/23/22																	
at Miami	2/26/22																	
Louisville	3/1/22																	
at Clemson	3/5/22																	

PRODUCTION TRACKER

	This Season	Career
Scored 10+ Points	1	22
Scored 20+ Points	-	-
Led Tech in Scoring	1	3
Made 3+ 3FGs	1	13
Led Tech in 3FGM	2	11
Shot over 40% from 3	1	32
Had a Double-Double	-	-
Had Multiple Assists	2	20
Had Multiple Steals	3	17



1 DAVID N'GUESSAN

SOPHOMORE Forward | 6-9 | 205 | Sociology
De Lier, The Netherlands | Mt. Zion Prep



SEASON/CAREER BESTS

POINTS

Season 19 vs. Saint Francis (11/18/21)
Career 19 vs. Saint Francis (11/18/21)

REBOUNDS

Season 8 vs. Saint Francis (11/18/21)
Career 8 vs. Saint Francis (11/18/21)

ASSISTS

Season 2 vs. Saint Francis (11/18/21)
Career 2 (3x), last vs. Saint Francis (11/18/21)

BLOCKS

Season 3 vs. Saint Francis (11/18/21)
Career 3 vs. Saint Francis (11/18/21)

STEALS

Season 2 vs. Radford (11/15/21)
Career 2 (3x), last vs. Radford (11/15/21)

MINUTES

Season 18 (2x), last vs. Radford (11/15/21)
Career 20 vs. Wake Forest (2/27/21)

FIELD GOALS MADE

Season 7 vs. Maine (11/9/21)
Career 7 vs. Maine (11/9/21)

FIELD GOALS ATTEMPTED

Season 7 vs. Maine (11/9/21)
Career 7 vs. Maine (11/9/21)

3-PT. FIELD GOALS MADE

Season 1 (2x), last vs. Radford (11/15/21)
Career 1 (2x), last vs. Radford (11/15/21)

3-PT. FIELD GOALS ATTEMPTED

Season 1 (3x), last vs. Saint Francis (11/18/21)
Career 1 (5x), last vs. Saint Francis (11/18/21)

FREE THROWS MADE

Season 3 vs. Saint Francis (11/18/21)
Career 3 (2x), last vs. Saint Francis (11/18/21)

FREE THROWS ATTEMPTED

Season 4 vs. Saint Francis (11/18/21)
Career 5 (2x), last vs. Wake Forest (2/27/21)

CAREER STATS

	GP-GS	MIN	AVG	FG-FGA	FG%	3FG-FGA	3FG%	FT-FTA	FT%	OFF-DEF-TOT	AVG	PF-FO	AST	TO	BLK	STL	PTS	AVG
2020-21	21-0	202	9.6	21-36	.583	0-2	.000	13-31	.419	15-33-48	2.3	33-1	8	9	2	6	55	2.6
2021-22	5-0	85	17.0	14-23	.609	2-3	.667	3-9	.333	4-13-17	3.4	7-0	4	4	5	3	33	6.6
TOTAL	26-0	287	11.0	35-59	.593	2-5	.400	16-40	.400	19-46-65	2.5	40-1	12	13	7	9	88	3.4

Last name pronounced: GUH-sahn

- Look for a huge jump in production; he's had one of the more impressive offseasons for the Hokies
- Worked on extending his range to the 3-point line.
- Appeared in 21 of 22 games as a freshman.
- Reached double-figure scoring in back-to-back games at Wake Forest (1/17/21) and at Syracuse (1/23/21).
- Totaled a career-high 13 points in 14 minutes in the 64-60 win at Wake Forest (1/17/21).
- A consensus three-star recruit by Rivals and 247 Sports.
- Averaged 15 points, seven rebounds and three assists per game at Mt. Zion Prep during the 2019-20 season.
- Chose the Hokies over St. Joseph's, VCU and Washington State.

2021-22 GAME-BY-GAME STATS

OPPONENT	DATE	ST	MIN	FG-FGA	PCT	3FG-FGA	PCT	FT-FTA	PCT	OFF	DEF	TOT	PF	A	T/O	BLK	STL	PTS
Maine	11/9/21		18	7-7	1.000	1-1	1.000	0-1	.000	0	0	0	1	0	0	0	0	15
at Navy	11/12/21		14	0-4	.000	0-0	.000	0-2	.000	0	4	4	2	1	0	0	1	0
Radford	11/15/21		18	3-5	.600	1-1	1.000	0-0	.000	1	2	3	3	0	2	0	2	7
St. Francis (Pa.)	11/18/21		19	2-3	.667	0-1	.000	3-4	.750	2	6	8	1	2	0	3	0	7
Merrimack	11/21/21		16	2-4	.500	0-0	.000	0-2	.000	1	1	2	0	1	2	1	0	4
vs. Memphis	11/24/21																	
TBD	11/26/21																	
at Maryland	12/1/21																	
Wake Forest	12/4/21																	
Cornell	12/8/21																	
at Dayton	12/12/21																	
vs. St. Bonaventure	12/17/21																	
at Duke	12/22/21																	
at North Carolina	12/29/21																	
Pittsburgh	1/1/22																	
NC State	1/4/22																	
at Virginia	1/12/22																	
Notre Dame	1/15/22																	
at NC State	1/19/22																	
at Boston College	1/22/22																	
Miami	1/26/22																	
at Florida State	1/29/22																	
Georgia Tech	2/2/22																	
at Pittsburgh	2/5/22																	
Syracuse	2/12/22																	
Virginia	2/14/22																	
North Carolina	2/19/22																	
at Georgia Tech	2/23/22																	
at Miami	2/26/22																	
Louisville	3/1/22																	
at Clemson	3/5/22																	

PRODUCTION TRACKER

	This Season	Career
Scored 10+ Points	1	3
Scored 20+ Points	-	-
Led Tech in Scoring	1	1
Made multiple 3FGs	-	-
Had 5+ Rebounds	1	5
Had a Double-Double	-	-
Had Multiple Assists	1	3
Had Multiple Steals	1	3
Had Multiple Blocks	1	1



3 SEAN PEDULLA

FRESHMAN Guard | 6-1 | 190 | Sports Media and Analytics
Edmond, Oklahoma | Edmond Memorial



SEASON/CAREER BESTS

POINTS

Season 5 vs. Radford (11/15/21)
Career 5 vs. Radford (11/15/21)

REBOUNDS

Season 2 (2x), last vs. Saint Francis (11/18/21)
Career 2 (2x), last vs. Saint Francis (11/18/21)

ASSISTS

Season 4 vs. Merrimack (11/21/21)
Career 4 vs. Merrimack (11/21/21)

BLOCKS

Season -
Career -

STEALS

Season 2 vs. Saint Francis (11/18/21)
Career 2 vs. Saint Francis (11/18/21)

MINUTES

Season 14 vs. Merrimack (11/21/21)
Career 14 vs. Merrimack (11/21/21)

FIELD GOALS MADE

Season 2 vs. Radford (11/15/21)
Career 2 vs. Radford (11/15/21)

FIELD GOALS ATTEMPTED

Season 4 vs. Maine (11/9/21)
Career 4 vs. Maine (11/9/21)

3-PT. FIELD GOALS MADE

Season 1 (4x), last vs. Merrimack (11/21/21)
Career 1 (4x), last vs. Merrimack (11/21/21)

3-PT. FIELD GOALS ATTEMPTED

Season 2 (2x), last vs. Merrimack (11/21/21)
Career 2 (2x), last vs. Merrimack (11/21/21)

FREE THROWS MADE

Season -
Career -

FREE THROWS ATTEMPTED

Season -
Career -

CAREER STATS

	GP-GS	MIN	AVG	FG-FGA	FG%	3FG-FGA	3FG%	FT-FTA	FT%	OFF-DEF-TOT	AVG	PF-FO	AST	TO	BLK	STL	PTS	AVG
2021-22	5-0	51	10.2	5-10	.500	4-6	.667	0-0	.000	1-6-7	1.4	3-0	8	2	0	3	14	2.8
TOTAL	5-0	51	10.2	5-10	.500	4-6	.667	0-0	.000	1-6-7	1.4	3-0	8	2	0	3	14	2.8

- Will contribute minutes at point guard
- Solid sharpshooter from downtown
- Guided Edmond Memorial to three state tournaments.
- Two-time all-state selection and COAC Offensive Player of the Year that averaged 17.6 points a game as a senior
- Rated the 165th-best prospect in the 2021 class on 247Sports.
- Tabbed the second-best player in the state of Oklahoma and the 25th-best point guard nationally, according to 247Sports.
- Chose the Hokies over Minnesota and Oklahoma State.

Last name pronounced: puh-DOOL-uh

2021-22 GAME-BY-GAME STATS

OPPONENT	DATE	ST	MIN	FG-FGA	PCT	3FG-FGA	PCT	FT-FTA	PCT	OFF	DEF	TOT	PF	A	T/O	BLK	STL	PTS
Maine	11/9/21		11	1-4	.250	1-2	.500	0-0	.000	1	1	2	1	1	1	0	0	3
at Navy	11/12/21		7	0-0	.000	0-0	.000	0-0	.000	0	1	1	0	1	0	0	0	0
Radford	11/15/21		8	2-2	1.000	1-1	1.000	0-0	.000	0	1	1	0	0	0	0	1	5
St. Francis (Pa.)	11/18/21		11	1-2	.500	1-1	1.000	0-0	.000	0	2	2	0	2	0	0	2	3
Merrimack	11/21/21		14	1-2	.500	1-2	.500	0-0	.000	0	1	1	2	4	1	0	0	3
vs. Memphis	11/24/21																	
TBD	11/26/21																	
at Maryland	12/1/21																	
Wake Forest	12/4/21																	
Cornell	12/8/21																	
at Dayton	12/12/21																	
vs. St. Bonaventure	12/17/21																	
at Duke	12/22/21																	
at North Carolina	12/29/21																	
Pittsburgh	1/1/22																	
NC State	1/4/22																	
at Virginia	1/12/22																	
Notre Dame	1/15/22																	
at NC State	1/19/22																	
at Boston College	1/22/22																	
Miami	1/26/22																	
at Florida State	1/29/22																	
Georgia Tech	2/2/22																	
at Pittsburgh	2/5/22																	
Syracuse	2/12/22																	
Virginia	2/14/22																	
North Carolina	2/19/22																	
at Georgia Tech	2/23/22																	
at Miami	2/26/22																	
Louisville	3/1/22																	
at Clemson	3/5/22																	

PRODUCTION TRACKER

	This Season
Scored 10+ Points	-
Scored 20+ Points	-
Led Tech in Scoring	-
Made 3+ 3FGs	-
Led Tech in 3FGM	-
Shot over 40% from 3	4
Had a Double-Double	-
Had Multiple Assists	2
Had Multiple Steals	1



4 NAHIEM ALLEYNE

JUNIOR Guard | 6-4 | 195 | Human Development
Buford, Georgia | Mountain View



SEASON/CAREER BESTS

POINTS	
Season	18 vs. Saint Francis (11/18/21)
Career	28 vs. Florida (3/19/21)
REBOUNDS	
Season	7 vs. Maine (11/9/21)
Career	9 at Notre Dame (1/27/21)
ASSISTS	
Season	4 vs. Maine (11/9/21)
Career	5 (2x), last vs. Wake Forest (2/27/21)
BLOCKS	
Season	-
Career	2 vs. Delaware State (11/20/19)
STEALS	
Season	1 (3x), last vs. Saint Francis (11/18/21)
Career	3 at Louisville (1/6/21)
MINUTES	
Season	32 vs. Radford (11/15/21)
Career	38 vs. Florida (3/19/21)
FIELD GOALS MADE	
Season	7 vs. Saint Francis (11/18/21)
Career	8 vs. Florida (3/19/21)
FIELD GOALS ATTEMPTED	
Season	10 (2x), last vs. Saint Francis (11/18/21)
Career	18 vs. Florida (3/19/21)
3-PT. FIELD GOALS MADE	
Season	3 vs. Maine (11/9/21)
Career	5 (4x), last at Syracuse (1/23/21)
3-PT. FIELD GOALS ATTEMPTED	
Season	6 vs. Maine (11/9/21)
Career	10 (3x), last vs. Florida (3/19/21)
FREE THROWS MADE	
Season	3 (2x), last vs. Saint Francis (11/18/21)
Career	8 vs. Florida (3/19/21)
FREE THROWS ATTEMPTED	
Season	3 (2x), last vs. Saint Francis (11/18/21)
Career	11 vs. Florida (3/19/21)

CAREER STATS

	GP-GS	MIN	AVG	FG-FGA	FG%	3FG-FGA	3FG%	FT-FTA	FT%	OFF-DEF-TOT	AVG	PF-FO	AST	TO	BLK	STL	PTS	AVG
2019-20	32-27	832	26.0	92-237	.388	49-126	.389	48-63	.762	6-69-75	2.3	51-1	46	27	6	12	281	8.8
2020-21	22-21	623	28.3	78-199	.392	42-103	.408	46-57	.807	4-54-58	2.6	47-0	37	33	2	15	244	11.1
2021-22	5-5	153	30.6	18-44	.409	7-18	.389	10-10	1.000	0-18-18	3.6	5-0	13	11	0	3	53	10.6
TOTAL	59-53	1610	27.3	188-480	.392	98-247	.397	104-130	.800	10-141-151	2.6	103-1	96	71	8	30	578	9.8

Name pronounced: nah-HEEM ah-LEAN

- One of Tech's top threats from three.
- Had seven games of hitting three or more 3FGs during the 2020-21 season.
- Reached double-figure scoring 13 times as a sophomore.
- Made the game-tying 3-pointer to send the Florida (3/19) game into overtime in the first round of the 2021 NCAA Tournament.
- Started 21 of 22 games in 2020-21.
- Shot 40.8 percent from three last season, which was second on the team.
- Two-time ACC Men's Basketball All-Academic Team honoree.
- Averaged 17.2 points per game and made 63 three-pointers in the 2018-19 season at Mountain View.
- A three-star recruit by 247 Sports that was ranked as the 21st-best player in the state of Georgia.
- Born in Long Island, New York; family moved to Georgia when he was in middle school.
- Into anime, and in his opinion, J. Cole is the best rapper of all-time - it's not up for debate.

2021-22 GAME-BY-GAME STATS

OPPONENT	DATE	ST	MIN	FG-FGA	PCT	3FG-FGA	PCT	FT-FTA	PCT	OFF	DEF	TOT	PF	A	T/O	BLK	STL	PTS
Maine	11/9/21	*	29	5-10	.500	3-6	.500	0-0	.000	0	7	7	0	4	2	0	1	13
at Navy	11/12/21	*	31	2-9	.222	1-4	.250	3-3	1.000	0	0	0	2	3	3	0	0	8
Radford	11/15/21	*	32	0-6	.000	0-2	.000	2-2	1.000	0	4	4	2	3	4	0	1	2
St. Francis (Pa.)	11/18/21	*	30	7-10	.700	1-2	.500	3-3	1.000	0	4	4	0	2	0	0	1	18
Merrimack	11/21/21	*	31	4-9	.444	2-4	.500	2-2	1.000	0	3	3	1	1	2	0	0	12
vs. Memphis	11/24/21																	
TBD	11/26/21																	
at Maryland	12/1/21																	
Wake Forest	12/4/21																	
Cornell	12/8/21																	
at Dayton	12/12/21																	
vs. St. Bonaventure	12/17/21																	
at Duke	12/22/21																	
at North Carolina	12/29/21																	
Pittsburgh	1/1/22																	
NC State	1/4/22																	
at Virginia	1/12/22																	
Notre Dame	1/15/22																	
at NC State	1/19/22																	
at Boston College	1/22/22																	
Miami	1/26/22																	
at Florida State	1/29/22																	
Georgia Tech	2/2/22																	
at Pittsburgh	2/5/22																	
Syracuse	2/12/22																	
Virginia	2/14/22																	
North Carolina	2/19/22																	
at Georgia Tech	2/23/22																	
at Miami	2/26/22																	
Louisville	3/1/22																	
at Clemson	3/5/22																	

PRODUCTION TRACKER

	This Season	Career
Scored 10+ Points	3	28
Scored 20+ Points	-	5
Led Tech in Scoring	1	10
Made 3+ 3FGs	1	16
Led Tech in 3FGM	2	15
Shot over 40% from 3	3	29
Had a Double-Double	-	-
Had Multiple Assists	4	26
Had Multiple Steals	-	4



5 STORM MURPHY

GRADUATE STUDENT Guard | 6-0 | 185 | Leadership Studies
Middleton, Wisconsin | Wofford



SEASON/CAREER BESTS

POINTS

Season 17 vs. Radford (11/15/21)
Career 28 vs. Western Carolina (1/23/21)

REBOUNDS

Season 6 at Navy (11/12/21)
Career 8 vs. South Florida (12/12/20)

ASSISTS

Season 3 (2x), last vs. Saint Francis (11/18/21)
Career 11 vs. Samford (1/2/21)

BLOCKS

Season -
Career 1 (3x), last at Samford (3/2/19)

STEALS

Season 1 (3x), last vs. Merrimack (11/21/21)
Career 4 vs. Mercer (3/3/18)

MINUTES

Season 32 at Navy (11/12/21)
Career 40 at UNC Greensboro (2/19/20)

FIELD GOALS MADE

Season 6 (2x), last vs. Merrimack (11/21/21)
Career 10 vs. Western Carolina (1/23/21)

FIELD GOALS ATTEMPTED

Season 9 at Navy (11/12/21)
Career 19 at Chattanooga (1/16/21)

3-PT. FIELD GOALS MADE

Season 4 vs. Radford (11/15/21)
Career 5 (6x), last at VMI (1/13/21)

3-PT. FIELD GOALS ATTEMPTED

Season 5 (2x), last vs. Radford (11/15/21)
Career 10 (6x), last vs. VMI (2/3/21)

FREE THROWS MADE

Season 2 at Navy (11/12/21)
Career 8 (3x), last vs. The Citadel (2/17/21)

FREE THROWS ATTEMPTED

Season 3 at Navy (11/12/21)
Career 10 vs. The Citadel (2/17/21)

- Consummate point guard with four years of college experience.
- First-Team All-SoCon and named to SoCon All-Tournament Team last season.
- Averaged 17.8 points, 3.3 rebounds and 4.3 assists as a senior at Wofford - one of only 11 players to average that stat line or better nationally.
- NABC All-District 21 First Team selection who was featured on the Lou Henson Award Mid-Season Watch List.
- Started all 24 games in 2020-21.
- Tallied double figures in 21 of 24 contests, including 10 20-point performances, and dished over five assists on eight occasions.
- Graduated from Wofford with 1,315 career points, which rank 24th all-time in program history.

2021-22 GAME-BY-GAME STATS

OPPONENT	DATE	ST	MIN	FG-FGA	PCT	3FG-FGA	PCT	FT-FTA	PCT	OFF	DEF	TOT	PF	A	T/O	BLK	STL	PTS
Maine	11/9/21	*	26	2-7	.286	1-4	.250	0-0	.000	0	3	3	1	2	0	0	1	5
at Navy	11/12/21	*	32	4-9	.444	1-5	.200	2-3	.667	0	6	6	2	1	2	0	0	11
Radford	11/15/21	*	29	6-7	.857	4-5	.800	1-2	.500	0	1	1	0	3	3	0	1	17
St. Francis (Pa.)	11/18/21	*	29	2-6	.333	2-4	.500	1-2	.500	0	1	1	2	3	0	0	0	7
Merrimack	11/21/21	*	24	6-8	.750	2-4	.500	0-0	.000	0	0	0	2	1	3	0	1	14
vs. Memphis	11/24/21																	
TBD	11/26/21																	
at Maryland	12/1/21																	
Wake Forest	12/4/21																	
Cornell	12/8/21																	
at Dayton	12/12/21																	
vs. St. Bonaventure	12/17/21																	
at Duke	12/22/21																	
at North Carolina	12/29/21																	
Pittsburgh	1/1/22																	
NC State	1/4/22																	
at Virginia	1/12/22																	
Notre Dame	1/15/22																	
at NC State	1/19/22																	
at Boston College	1/22/22																	
Miami	1/26/22																	
at Florida State	1/29/22																	
Georgia Tech	2/2/22																	
at Pittsburgh	2/5/22																	
Syracuse	2/12/22																	
Virginia	2/14/22																	
North Carolina	2/19/22																	
at Georgia Tech	2/23/22																	
at Miami	2/26/22																	
Louisville	3/1/22																	
at Clemson	3/5/22																	

PRODUCTION TRACKER

	This Season	Career
Scored 10+ Points	3	62
Scored 20+ Points	-	12
Led Tech in Scoring	2	2
Made 3+ 3FGs	1	34
Led Tech in 3FGM	2	2
Shot over 40% from 3	3	74
Had a Double-Double	-	1
Had 5+ Assists	-	35
Had Multiple Steals	-	23



CAREER STATS

	GP-GS	MIN	AVG	FG-FGA	FG%	3FG-FGA	3FG%	FT-FTA	FT%	OFF-DEF-TOT	AVG	PF-FO	AST	TO	BLK	STL	PTS	AVG
2017-18	34-29	932	27.4	70-160	.438	41-107	.383	32-38	.842	7-68-75	2.2	44-0	135	56	1	30	213	6.3
2018-19	34-33	890	26.2	98-196	.500	50-106	.472	27-32	.844	4-58-62	1.8	59-0	112	41	1	24	273	8.0
2019-20	34-34	1071	31.5	147-318	.462	64-152	.421	45-52	.865	10-80-90	2.6	56-1	121	75	1	25	403	11.9
2020-21	24-24	830	34.6	143-304	.470	70-175	.400	70-83	.843	14-64-78	3.3	29-0	104	65	-	23	426	17.8
2021-22	5-5	140	28.0	20-37	.541	10-22	.455	4-7	.571	0-11-11	2.2	7-0	10	8	0	3	54	10.8
TOTAL	131-125	3861	29.5	478-1010	.473	240-565	.425	178-212	.840	35-281-320	2.4	189-1	477	244	5	111	1369	10.5

10 CAMDEN JOHNSON

FRESHMAN Guard | 6-1 | 175 | Business, Undecided
Waxhaw, North Carolina | Metrolina Christian Academy



SEASON/CAREER BESTS

POINTS

Season 3 vs. Merrimack (11/21/21)
Career 3 vs. Merrimack (11/21/21)

REBOUNDS

Season 1 vs. Merrimack (11/21/21)
Career 1 vs. Merrimack (11/21/21)

ASSISTS

Season 1 vs. Saint Francis (11/18/21)
Career 1 vs. Saint Francis (11/18/21)

BLOCKS

Season -
Career -

STEALS

Season 1 vs. Merrimack (11/21/21)
Career 1 vs. Merrimack (11/21/21)

MINUTES

Season 3 vs. Saint Francis (11/18/21)
Career 3 vs. Saint Francis (11/18/21)

FIELD GOALS MADE

Season 1 vs. Merrimack (11/21/21)
Career 1 vs. Merrimack (11/21/21)

FIELD GOALS ATTEMPTED

Season 1 vs. Merrimack (11/21/21)
Career 1 vs. Merrimack (11/21/21)

3-PT. FIELD GOALS MADE

Season 1 vs. Merrimack (11/21/21)
Career 1 vs. Merrimack (11/21/21)

3-PT. FIELD GOALS ATTEMPTED

Season 1 vs. Merrimack (11/21/21)
Career 1 vs. Merrimack (11/21/21)

FREE THROWS MADE

Season -
Career -

FREE THROWS ATTEMPTED

Season -
Career -

CAREER STATS

	GP-GS	MIN	AVG	FG-FGA	FG%	3FG-FGA	3FG%	FT-FTA	FT%	OFF-DEF-TOT	AVG	PF-FO	AST	TO	BLK	STL	PTS	AVG
2021-22	4-0	8	2.0	1-1	1.000	1-1	1.000	0-0	.000	0-1-1	0.3	0-0	1	0	0	1	3	0.8
TOTAL	4-0	8	2.0	1-1	1.000	1-1	1.000	0-0	.000	0-1-1	0.3	0-0	1	0	0	1	3	0.8

- Recruited as a preferred walk-on.
- Averaged 14 points, 6.6 rebounds, 3.2 assists and 2.3 steals per game his senior season at Metrolina.
- Parents, Joey and Cindy Johnson, both attended Virginia Tech.

2021-22 GAME-BY-GAME STATS

OPPONENT	DATE	ST	MIN	FG-FGA	PCT	3FG-FGA	PCT	FT-FTA	PCT	OFF	DEF	TOT	PF	A	T/O	BLK	STL	PTS
Maine	11/9/21		2	0-0	.000	0-0	.000	0-0	.000	0	0	0	0	0	0	0	0	0
at Navy	11/12/21									DNP								
Radford	11/15/21		1	0-0	.000	0-0	.000	0-0	.000	0	0	0	0	0	0	0	0	0
St. Francis (Pa.)	11/18/21		3	0-0	.000	0-0	.000	0-0	.000	0	0	0	0	1	0	0	0	0
Merrimack	11/21/21		2	1-1	1.000	1-1	1.000	0-0	.000	0	1	1	0	0	0	0	1	3
vs. Memphis	11/24/21																	
TBD	11/26/21																	
at Maryland	12/1/21																	
Wake Forest	12/4/21																	
Cornell	12/8/21																	
at Dayton	12/12/21																	
vs. St. Bonaventure	12/17/21																	
at Duke	12/22/21																	
at North Carolina	12/29/21																	
Pittsburgh	1/1/22																	
NC State	1/4/22																	
at Virginia	1/12/22																	
Notre Dame	1/15/22																	
at NC State	1/19/22																	
at Boston College	1/22/22																	
Miami	1/26/22																	
at Florida State	1/29/22																	
Georgia Tech	2/2/22																	
at Pittsburgh	2/5/22																	
Syracuse	2/12/22																	
Virginia	2/14/22																	
North Carolina	2/19/22																	
at Georgia Tech	2/23/22																	
at Miami	2/26/22																	
Louisville	3/1/22																	
at Clemson	3/5/22																	

PRODUCTION TRACKER

	This Season
Scored 5+ Points	-
Scored 10+ Points	-
Made Multiple 3FGs	-
Made 3+ 3FGs	-
Led Tech in 3FGM	-
Shot over 40% from 3	1
Played 5+ Minutes	-
Had Multiple Assists	-
Had Multiple Steals	-



11 JALEN HAYNES

FRESHMAN Forward | 6-8 | 250 | Human Development
Ft. Lauderdale, Florida | Montverde Academy



SEASON/CAREER BESTS

POINTS

Season 4 vs. Saint Francis (11/18/21)
Career 4 vs. Saint Francis (11/18/21)

REBOUNDS

Season 2 vs. Radford (11/15/21)
Career 2 vs. Radford (11/15/21)

ASSISTS

Season -
Career -

BLOCKS

Season -
Career -

STEALS

Season -
Career -

MINUTES

Season 5 vs. Maine (11/9/21)
Career 5 vs. Maine (11/9/21)

FIELD GOALS MADE

Season 2 vs. Saint Francis (11/18/21)
Career 2 vs. Saint Francis (11/18/21)

FIELD GOALS ATTEMPTED

Season 3 vs. Radford (11/15/21)
Career 3 vs. Radford (11/15/21)

3-PT. FIELD GOALS MADE

Season -
Career -

3-PT. FIELD GOALS ATTEMPTED

Season -
Career -

FREE THROWS MADE

Season -
Career -

FREE THROWS ATTEMPTED

Season 1 vs. Maine (11/9/21)
Career 1 vs. Maine (11/9/21)

CAREER STATS

	GP-GS	MIN	AVG	FG-FGA	FG%	3FG-FGA	3FG%	FT-FTA	FT%	OFF-DEF-TOT	AVG	PF-FO	AST	TO	BLK	STL	PTS	AVG
2021-22	5-0	15	3.0	2-5	.400	0-0	.000	0-1	.000	2-1-3	0.6	1-0	0	1	0	0	4	0.8
TOTAL	5-0	15	3.0	2-5	.400	0-0	.000	0-1	.000	2-1-3	0.6	1-0	0	1	0	0	4	0.8

- Played a postgraduate season at Montverde Academy during the 2020-21 season for head coach Ben Wisniewski; averaged 20.2 points and 10.6 rebounds. *First name pronounced: JAY-lin*
- Before Montverde, played at Dillard High School for legendary head coach Darryl Burrows.
- At Dillard in 2019-20, averaged 18 points, 10 rebounds and two blocks, while leading the Panthers to a 24-8 record and to the state title game.
- Three-star recruit by 247Sports.
- Chose the Hokies over Mississippi State, Boston College and UCF.

2021-22 GAME-BY-GAME STATS

OPPONENT	DATE	ST	MIN	FG-FGA	PCT	3FG-FGA	PCT	FT-FTA	PCT	OFF	DEF	TOT	PF	A	T/O	BLK	STL	PTS
Maine	11/9/21		5	0-0	.000	0-0	.000	0-1	.000	0	0	0	1	0	0	0	0	0
at Navy	11/12/21		1	0-0	.000	0-0	.000	0-0	.000	0	0	0	0	0	0	0	0	0
Radford	11/15/21		4	0-3	.000	0-0	.000	0-0	.000	1	1	2	0	0	0	0	0	0
St. Francis (Pa.)	11/18/21		3	2-2	1.000	0-0	.000	0-0	.000	1	0	1	0	0	0	0	0	4
Merrimack	11/21/21		2	0-0	.000	0-0	.000	0-0	.000	0	0	0	0	0	1	0	0	0
vs. Memphis	11/24/21																	
TBD	11/26/21																	
at Maryland	12/1/21																	
Wake Forest	12/4/21																	
Cornell	12/8/21																	
at Dayton	12/12/21																	
vs. St. Bonaventure	12/17/21																	
at Duke	12/22/21																	
at North Carolina	12/29/21																	
Pittsburgh	1/1/22																	
NC State	1/4/22																	
at Virginia	1/12/22																	
Notre Dame	1/15/22																	
at NC State	1/19/22																	
at Boston College	1/22/22																	
Miami	1/26/22																	
at Florida State	1/29/22																	
Georgia Tech	2/2/22																	
at Pittsburgh	2/5/22																	
Syracuse	2/12/22																	
Virginia	2/14/22																	
North Carolina	2/19/22																	
at Georgia Tech	2/23/22																	
at Miami	2/26/22																	
Louisville	3/1/22																	
at Clemson	3/5/22																	

PRODUCTION TRACKER

	This Season
Scored 10+ Points	-
Had 5+ Rebounds	-
Had Multiple Blocks	-
Led Tech in Blocks	-
Had Multiple Steals	-
Shot over 50% from the floor	1
Played 10+ Minutes	-
Shot 5+ Free Throws	-
Had Multiple Dunks	-



13 DARIUS MADDOX

SOPHOMORE Guard | 6-5 | 185 | Sports Media and Analytics
Bowie, Maryland | Oak Hill Academy



SEASON/CAREER BESTS

POINTS

Season 11 vs. Saint Francis (11/18/21)
Career 11 vs. Saint Francis (11/18/21)

REBOUNDS

Season 3 (3x), last vs. Merrimack (11/21/21)
Career 3 (3x), last vs. Merrimack (11/21/21)

ASSISTS

Season 1 (2x), last vs. Radford (11/15/21)
Career 1 (5x), last vs. Radford (11/15/21)

BLOCKS

Season -
Career 1 vs. Miami (12/29/20)

STEALS

Season -
Career -

MINUTES

Season 19 vs. Maine (11/9/21)
Career 19 vs. Maine (11/9/21)

FIELD GOALS MADE

Season 4 (2x), last vs. Saint Francis (11/18/21)
Career 4 (2x), last vs. Saint Francis (11/18/21)

FIELD GOALS ATTEMPTED

Season 7 vs. Maine (11/9/21)
Career 7 vs. Maine (11/9/21)

3-PT. FIELD GOALS MADE

Season 3 vs. Saint Francis (11/18/21)
Career 3 (2x), last vs. Saint Francis (11/18/21)

3-PT. FIELD GOALS ATTEMPTED

Season 3 (2x), last vs. Saint Francis (11/18/21)
Career 3 (3x), last vs. Saint Francis (11/18/21)

FREE THROWS MADE

Season 1 vs. Merrimack (11/21/21)
Career 1 vs. Merrimack (11/21/21)

FREE THROWS ATTEMPTED

Season 2 vs. Merrimack (11/21/21)
Career 2 vs. Merrimack (11/21/21)

CAREER STATS

	GP-GS	MIN	AVG	FG-FGA	FG%	3FG-FGA	3FG%	FT-FTA	FT%	OFF-DEF-TOT	AVG	PF-FO	AST	TO	BLK	STL	PTS	AVG
2020-21	11-0	35	3.2	3-11	.273	3-7	.429	0-0	.000	2-0-2	0.2	3-0	3	1	1	0	9	0.8
2021-22	5-0	84	16.8	13-23	.565	7-11	.636	1-3	.333	3-9-12	2.4	4-0	2	5	0	0	34	6.8
TOTAL	16-0	119	7.4	16-34	.471	10-18	.556	1-3	.333	5-9-14	0.9	7-0	5	6	1	0	43	2.7

- Appeared in 11 games in 2020-21, recording a season-high nine points vs. Coppin State (12/19/20).
- Rated 84th overall and the 14th-best shooting guard on 247 Sports.
- Chose the Hokies over Cincinnati, Creighton, Georgetown and Seton Hall.

2021-22 GAME-BY-GAME STATS

OPPONENT	DATE	ST	MIN	FG-FGA	PCT	3FG-FGA	PCT	FT-FTA	PCT	OFF	DEF	TOT	PF	A	T/O	BLK	STL	PTS
Maine	11/9/21		19	4-7	.571	1-1	1.000	0-0	.000	0	2	2	1	0	2	0	0	9
at Navy	11/12/21		15	2-5	.400	0-2	.000	0-1	.000	1	2	3	2	1	0	0	0	4
Radford	11/15/21		16	2-3	.667	2-3	.667	0-0	.000	0	1	1	0	1	1	0	0	6
St. Francis (Pa.)	11/18/21		18	4-4	1.000	3-3	1.000	0-0	.000	1	2	3	1	0	2	0	0	11
Merrimack	11/21/21		16	1-4	.250	1-2	.500	1-2	.500	1	2	3	0	0	0	0	0	4
vs. Memphis	11/24/21																	
TBD	11/26/21																	
at Maryland	12/1/21																	
Wake Forest	12/4/21																	
Cornell	12/8/21																	
at Dayton	12/12/21																	
vs. St. Bonaventure	12/17/21																	
at Duke	12/22/21																	
at North Carolina	12/29/21																	
Pittsburgh	1/1/22																	
NC State	1/4/22																	
at Virginia	1/12/22																	
Notre Dame	1/15/22																	
at NC State	1/19/22																	
at Boston College	1/22/22																	
Miami	1/26/22																	
at Florida State	1/29/22																	
Georgia Tech	2/2/22																	
at Pittsburgh	2/5/22																	
Syracuse	2/12/22																	
Virginia	2/14/22																	
North Carolina	2/19/22																	
at Georgia Tech	2/23/22																	
at Miami	2/26/22																	
Louisville	3/1/22																	
at Clemson	3/5/22																	

PRODUCTION TRACKER

	This Season	Career
Scored 10+ Points	1	1
Scored 20+ Points	-	-
Led Tech in Scoring	-	-
Made 3+ 3FGs	1	2
Led Tech in 3FGM	1	1
Shot over 40% from 3	4	5
Had a Double-Double	-	-
Had Multiple Assists	-	-
Had Multiple Steals	-	-



14 BEN VARGA

FRESHMAN Guard | 5-10 | 170 | Business, Undecided
Louisville, Kentucky | St. Xavier



SEASON/CAREER BESTS

POINTS

Season 3 vs. Merrimack (11/21/21)
Career 3 vs. Merrimack (11/21/21)

REBOUNDS

Season -
Career -

ASSISTS

Season -
Career -

BLOCKS

Season -
Career -

STEALS

Season -
Career -

MINUTES

Season 2 (2x), last vs. Merrimack (11/21/21)
Career 2 (2x), last vs. Merrimack (11/21/21)

FIELD GOALS MADE

Season 1 vs. Merrimack (11/21/21)
Career 1 vs. Merrimack (11/21/21)

FIELD GOALS ATTEMPTED

Season 2 vs. Merrimack (11/21/21)
Career 2 vs. Merrimack (11/21/21)

3-PT. FIELD GOALS MADE

Season 1 vs. Merrimack (11/21/21)
Career 1 vs. Merrimack (11/21/21)

3-PT. FIELD GOALS ATTEMPTED

Season 2 vs. Merrimack (11/21/21)
Career 2 vs. Merrimack (11/21/21)

FREE THROWS MADE

Season -
Career -

FREE THROWS ATTEMPTED

Season -
Career -

CAREER STATS

	GP-GS	MIN	AVG	FG-FGA	FG%	3FG-FGA	3FG%	FT-FTA	FT%	OFF-DEF-TOT	AVG	PF-FO	AST	TO	BLK	STL	PTS	AVG
2021-22	3-0	5	1.7	1-2	.500	1-2	.500	0-0	.000	0-0-0	0.0	0-0	0	0	0	0	3	1.0
TOTAL	3-0	5	1.7	1-2	.500	1-2	.500	0-0	.000	0-0-0	0.0	0-0	0	0	0	0	3	1.0

- Recruited as a preferred walk-on.
- Played four years at St. Xavier High School for head coach Kevin Klein.
- Holds school record for career 3-pointers made, school record for 3-pointers made in a game and school record for 3-pointers made in a season.
- Led Kentucky in 3-pointers his senior year - averaged 18 ppg and four 3-pointers per game.
- Dad played tennis at the University of Kentucky.

Last name pronounced: VAR-guh

2021-22 GAME-BY-GAME STATS

OPPONENT	DATE	ST	MIN	FG-FGA	PCT	3FG-FGA	PCT	FT-FTA	PCT	OFF	DEF	TOT	PF	A	T/O	BLK	STL	PTS
Maine	11/9/21		2	0-0	.000	0-0	.000	0-0	.000	0	0	0	0	0	0	0	0	0
at Navy	11/12/21							DNP										
Radford	11/15/21		1	0-0	.000	0-0	.000	0-0	.000	0	0	0	0	0	0	0	0	0
St. Francis (Pa.)	11/18/21							DNP										
Merrimack	11/21/21		2	1-2	.500	1-2	.500	0-0	.000	0	0	0	0	0	0	0	0	3
vs. Memphis	11/24/21																	
TBD	11/26/21																	
at Maryland	12/1/21																	
Wake Forest	12/4/21																	
Cornell	12/8/21																	
at Dayton	12/12/21																	
vs. St. Bonaventure	12/17/21																	
at Duke	12/22/21																	
at North Carolina	12/29/21																	
Pittsburgh	1/1/22																	
NC State	1/4/22																	
at Virginia	1/12/22																	
Notre Dame	1/15/22																	
at NC State	1/19/22																	
at Boston College	1/22/22																	
Miami	1/26/22																	
at Florida State	1/29/22																	
Georgia Tech	2/2/22																	
at Pittsburgh	2/5/22																	
Syracuse	2/12/22																	
Virginia	2/14/22																	
North Carolina	2/19/22																	
at Georgia Tech	2/23/22																	
at Miami	2/26/22																	
Louisville	3/1/22																	
at Clemson	3/5/22																	

PRODUCTION TRACKER

	This Season
Scored 5+ Points	-
Scored 10+ Points	-
Made Multiple 3FGs	-
Made 3+ 3FGs	-
Led Tech in 3FGM	-
Shot over 40% from 3	1
Played 5+ Minutes	-
Had Multiple Assists	-
Had Multiple Steals	-



15 LYNN KIDD

SOPHOMORE Center | 6-10 | 240 | Public Health
Gainesville, Florida | Clemson



SEASON/CAREER BESTS

POINTS

Season 3 vs. Saint Francis (11/18/21)
Career 4 vs. Florida State (1/23/21)

REBOUNDS

Season 3 vs. Maine (11/9/21)
Career 4 vs. South Carolina State (12/2/20)

ASSISTS

Season -
Career 1 vs. Mississippi State (11/25/20)

BLOCKS

Season 1 vs. Merrimack (11/21/21)
Career 2 vs. South Carolina State (12/2/20)

STEALS

Season -
Career -

MINUTES

Season 4 (2x), last vs. Saint Francis (11/18/21)
Career 12 vs. South Carolina State (12/2/20)

FIELD GOALS MADE

Season 1 vs. Saint Francis (11/18/21)
Career 1 (3x), last vs. Saint Francis (11/18/21)

FIELD GOALS ATTEMPTED

Season 3 vs. Saint Francis (11/18/21)
Career 5 vs. South Carolina State (12/2/20)

3-PT. FIELD GOALS MADE

Season -
Career -

3-PT. FIELD GOALS ATTEMPTED

Season -
Career -

FREE THROWS MADE

Season 1 vs. Saint Francis (11/18/21)
Career 2 (2x), last vs. Florida State (1/23/21)

FREE THROWS ATTEMPTED

Season 1 vs. Saint Francis (11/18/21)
Career 2 (2x), last vs. Florida State (1/23/21)

CAREER STATS

	GP-GS	MIN	AVG	FG-FGA	FG%	3FG-FGA	3FG%	FT-FTA	FT%	OFF-DEF-TOT	AVG	PF-FO	AST	TO	BLK	STL	PTS	AVG
2020-21	7-0	33	4.7	2-6	.333	0-0	.000	4-4	1.000	4-3-7	1.0	6-0	1	2	2	0	8	1.1
2021-22	4-0	12	3.0	1-5	.200	0-0	.000	1-1	1.000	3-3-6	1.5	0-0	0	2	1	0	3	0.8
TOTAL	11-0	45	4.1	3-11	.273	0-0	.000	5-5	1.000	7-6-13	1.2	6-0	1	4	3	0	11	1.0

- Played in seven games, totaling eight points in 33 minutes of action as a freshman at Clemson.
- Reclassified from the 2021 recruiting class to 2020.
- No. 77 overall prospect on ESPN's Top-100 list of high school juniors; four-star recruit.
- Chose Clemson over Virginia Tech, Miami, Wake Forest, Auburn and Florida during his initial recruitment.

2021-22 GAME-BY-GAME STATS

OPPONENT	DATE	ST	MIN	FG-FGA	PCT	3FG-FGA	PCT	FT-FTA	PCT	OFF	DEF	TOT	PF	A	T/O	BLK	STL	PTS
Maine	11/9/21		4	0-1	.000	0-0	.000	0-0	.000	2	1	3	0	0	2	0	0	0
at Navy	11/12/21									DNP								
Radford	11/15/21		1	0-1	.000	0-0	.000	0-0	.000	0	0	0	0	0	0	0	0	0
St. Francis (Pa.)	11/18/21		4	1-3	.333	0-0	.000	1-1	1.000	1	0	1	0	0	0	0	0	3
Merrimack	11/21/21		3	0-0	.000	0-0	.000	0-0	.000	0	2	2	0	0	0	1	0	0
vs. Memphis	11/24/21																	
TBD	11/26/21																	
at Maryland	12/1/21																	
Wake Forest	12/4/21																	
Cornell	12/8/21																	
at Dayton	12/12/21																	
vs. St. Bonaventure	12/17/21																	
at Duke	12/22/21																	
at North Carolina	12/29/21																	
Pittsburgh	1/1/22																	
NC State	1/4/22																	
at Virginia	1/12/22																	
Notre Dame	1/15/22																	
at NC State	1/19/22																	
at Boston College	1/22/22																	
Miami	1/26/22																	
at Florida State	1/29/22																	
Georgia Tech	2/2/22																	
at Pittsburgh	2/5/22																	
Syracuse	2/12/22																	
Virginia	2/14/22																	
North Carolina	2/19/22																	
at Georgia Tech	2/23/22																	
at Miami	2/26/22																	
Louisville	3/1/22																	
at Clemson	3/5/22																	

PRODUCTION TRACKER

	This Season	Career
Scored 10+ Points	-	-
Had 5+ Rebounds	-	-
Had Multiple Blocks	-	1
Led Tech in Blocks	-	-
Had Multiple Steals	-	-
Shot over 50% from the floor	-	1
Played 10+ Minutes	-	1
Shot 5+ Free Throws	-	-
Had Multiple Dunks	-	-



21 JOHN OJIAKO

JUNIOR Center | 6-10 | 245 | Public Health
Lagos, Nigeria | Admiral Farragut (Fla.)



SEASON/CAREER BESTS

POINTS

Season 9 vs. Maine (11/9/21)
Career 15 vs. UMES (12/29/19)

REBOUNDS

Season 5 (2x), last vs. Merrimack (11/21/21)
Career 9 (2x), last vs. Pittsburgh (2/15/20)

ASSISTS

Season -
Career 1 (2x), last at Louisville (3/1/20)

BLOCKS

Season 1 (2x), last vs. Saint Francis (11/18/21)
Career 5 vs. Miami (2/19/20)

STEALS

Season -
Career 2 vs. USC Upstate (11/13/19)

MINUTES

Season 14 vs. Merrimack (11/21/21)
Career 23 vs. Miami (2/19/20)

FIELD GOALS MADE

Season 4 vs. Maine (11/9/21)
Career 5 vs. UMES (12/29/19)

FIELD GOALS ATTEMPTED

Season 8 vs. Maine (11/9/21)
Career 10 vs. UMES (12/29/19)

3-PT. FIELD GOALS MADE

Season -
Career -

3-PT. FIELD GOALS ATTEMPTED

Season -
Career -

FREE THROWS MADE

Season 2 vs. Saint Francis (11/18/21)
Career 5 vs. UMES (12/29/19)

FREE THROWS ATTEMPTED

Season 2 vs. Saint Francis (11/18/21)
Career 6 vs. UMES (12/29/19)

CAREER STATS

	GP-GS	MIN	AVG	FG-FGA	FG%	3FG-FGA	3FG%	FT-FTA	FT%	OFF-DEF-TOT	AVG	PF-FO	AST	TO	BLK	STL	PTS	AVG
2019-20	31-2	325	10.5	33-61	.541	0-0	.000	19-28	.679	35-50-85	2.7	47-2	2	17	23	6	85	2.7
2020-21	6-0	16	2.7	1-4	.250	0-0	.000	0-2	.000	0-1-1	0.2	4-0	0	1	2	0	2	0.3
2021-22	5-0	54	10.8	12-20	.600	0-0	.000	3-3	1.000	8-12-20	4.0	7-0	0	3	2	0	27	5.4
TOTAL	42-2	394	9.4	46-85	.541	0-0	.000	22-33	.667	43-63-106	2.5	57-1	2	21	27	6	114	2.7

- Battled through injuries most of 2020-21.
- Played in six games last season, throwing down a dunk for his lone bucket of the year.
- Played at Admiral Farragut High School in Florida during 2018-19.
- Originally from Nigeria, played his high school basketball first in Kentucky and then in St. Petersburg, Florida.
- Rated as the No. 25 center in the nation and No. 10 player in Florida by ESPN.
- Three-star prospect on 247 Sports and Rivals.com.
- Hopes to become a medical doctor.

Last name pronounced: oh-GEE-ah-koh

2021-22 GAME-BY-GAME STATS

OPPONENT	DATE	ST	MIN	FG-FGA	PCT	3FG-FGA	PCT	FT-FTA	PCT	OFF	DEF	TOT	PF	A	T/O	BLK	STL	PTS
Maine	11/9/21		12	4-8	.500	0-0	.000	1-1	1.000	2	2	4	2	0	0	0	0	9
at Navy	11/12/21		9	3-3	1.000	0-0	.000	0-0	.000	1	1	2	1	0	1	1	0	6
Radford	11/15/21		10	0-1	.000	0-0	.000	0-0	.000	1	4	5	3	0	0	0	0	0
St. Francis (Pa.)	11/18/21		9	2-4	.500	0-0	.000	2-2	1.000	2	1	3	1	0	2	1	0	6
Merrimack	11/21/21		14	3-4	.750	0-0	.000	0-0	.000	1	4	5	0	0	0	0	0	6
vs. Memphis	11/24/21																	
TBD	11/26/21																	
at Maryland	12/1/21																	
Wake Forest	12/4/21																	
Cornell	12/8/21																	
at Dayton	12/12/21																	
vs. St. Bonaventure	12/17/21																	
at Duke	12/22/21																	
at North Carolina	12/29/21																	
Pittsburgh	1/1/22																	
NC State	1/4/22																	
at Virginia	1/12/22																	
Notre Dame	1/15/22																	
at NC State	1/19/22																	
at Boston College	1/22/22																	
Miami	1/26/22																	
at Florida State	1/29/22																	
Georgia Tech	2/2/22																	
at Pittsburgh	2/5/22																	
Syracuse	2/12/22																	
Virginia	2/14/22																	
North Carolina	2/19/22																	
at Georgia Tech	2/23/22																	
at Miami	2/26/22																	
Louisville	3/1/22																	
at Clemson	3/5/22																	

PRODUCTION TRACKER

	This Season	Career
Scored 10+ Points	-	1
Had 5+ Rebounds	2	8
Had Multiple Blocks	-	7
Led Tech in Blocks	1	9
Had Multiple Steals	-	1
Shot over 50% from the floor	4	24
Played 10+ Minutes	3	18
Shot 5+ Free Throws	-	2
Had Multiple Dunks	-	-



22 KEVE ALUMA

R-SENIOR Forward | 6-9 | 235 | Sociology (2nd undergraduate degree)
Berlin, Maryland | Wofford



SEASON/CAREER BESTS

POINTS

Season 20 at Navy (11/12/21)
Career 30 at Pittsburgh (2/3/21)

REBOUNDS

Season 7 vs. Saint Francis (11/18/21)
Career 14 vs. Georgia Tech (2/23/21)

ASSISTS

Season 2 vs. Merrimack (11/21/21)
Career 5 (3x), last vs. Georgia Tech (2/23/21)

BLOCKS

Season 3 vs. Merrimack (11/21/21)
Career 4 at Wake Forest (1/17/21)

STEALS

Season 1 at Navy (11/12/21)
Career 3 vs. Samford (1/24/19)

MINUTES

Season 24 (3x), last vs. Merrimack (11/21/21)
Career 43 at Miami (2/6/21)

FIELD GOALS MADE

Season 6 vs. Saint Francis (11/18/21)
Career 10 (2x), last at Pittsburgh (2/3/21)

FIELD GOALS ATTEMPTED

Season 13 vs. Saint Francis (11/18/21)
Career 16 (2x), last at Pittsburgh (2/3/21)

3-PT. FIELD GOALS MADE

Season -
Career 5 vs. Wake Forest (2/27/21)

3-PT. FIELD GOALS ATTEMPTED

Season 5 vs. Saint Francis (11/18/21)
Career 7 at Pittsburgh (2/3/21)

FREE THROWS MADE

Season 10 at Navy (11/12/21)
Career 10 at Navy (11/12/21)

FREE THROWS ATTEMPTED

Season 10 at Navy (11/12/21)
Career 13 vs. VMI (12/3/20)

CAREER STATS

	GP-GS	MIN	AVG	FG-FGA	FG%	3FG-FGA	3FG%	FT-FTA	FT%	OFF-DEF-TOT	AVG	PF-FO	AST	TO	BLK	STL	PTS	AVG
2017-18	33-2	439	13.3	30-53	.566	0-0	.000	24-42	.571	45-68-113	3.4	63-2	18	20	13	6	84	2.5
2018-19	35-34	930	26.6	94-141	.667	0-1	.000	54-94	.574	92-147-239	6.8	81-3	34	36	31	23	242	6.9
2019-20											DNP							
2020-21	22-22	674	30.6	118-241	.490	20-57	.351	78-108	.722	56-118-174	7.9	52-1	48	41	29	15	334	15.2
2021-22	5-5	113	22.6	21-38	.553	0-8	.000	20-24	.833	6-16-22	4.4	14-0	5	5	7	1	62	12.4
TOTAL	95-63	2157	22.7	263-473	.556	20-66	.303	176-268	.657	199-349-548	5.8	210-6	105	102	80	45	722	7.6

- Returns after exploring his 2021 NBA Draft options. *Name pronounced: kev-AYE ah-LOU-muh*
- Second-Team All-ACC pick in 2020-21.
- Only Hokie to start all 22 games Tech played.
- Averaged a team-high 15.2 points per game, which ranked ninth in the ACC.
- Posted a team-best six double-doubles last season.
- Two-time ACC Player of the Week (11/30/20, 2/1/21).
- Earned his first undergraduate degree in human development from Virginia Tech in May 2021.
- Currently working on his second undergraduate degree in sociology.

2021-22 GAME-BY-GAME STATS

OPPONENT	DATE	ST	MIN	FG-FGA	PCT	3FG-FGA	PCT	FT-FTA	PCT	OFF	DEF	TOT	PF	A	T/O	BLK	STL	PTS
Maine	11/9/21	*	18	3-5	.600	0-1	.000	2-2	1.000	0	0	0	3	0	0	1	0	8
at Navy	11/12/21	*	24	5-9	.556	0-0	.000	10-10	1.000	2	4	6	4	1	1	1	1	20
Radford	11/15/21	*	23	5-8	.625	0-2	.000	0-0	.000	0	4	4	3	1	2	2	0	10
St. Francis (Pa.)	11/18/21	*	24	6-13	.462	0-5	.000	6-8	.750	2	5	7	3	1	1	0	0	18
Merrimack	11/21/21	*	24	2-3	.667	0-0	.000	2-4	.500	2	3	5	1	2	1	3	0	6
vs. Memphis	11/24/21																	
TBD	11/26/21																	
at Maryland	12/1/21																	
Wake Forest	12/4/21																	
Cornell	12/8/21																	
at Dayton	12/12/21																	
vs. St. Bonaventure	12/17/21																	
at Duke	12/22/21																	
at North Carolina	12/29/21																	
Pittsburgh	1/1/22																	
NC State	1/4/22																	
at Virginia	1/12/22																	
Notre Dame	1/15/22																	
at NC State	1/19/22																	
at Boston College	1/22/22																	
Miami	1/26/22																	
at Florida State	1/29/22																	
Georgia Tech	2/2/22																	
at Pittsburgh	2/5/22																	
Syracuse	2/12/22																	
Virginia	2/14/22																	
North Carolina	2/19/22																	
at Georgia Tech	2/23/22																	
at Miami	2/26/22																	
Louisville	3/1/22																	
at Clemson	3/5/22																	

PRODUCTION TRACKER

	This Season	Career
Scored 10+ Points	3	28
Scored 20+ Points	1	6
Led Tech in Scoring	2	10
Had 10+ Rebounds	-	15
Led Tech in Rebounding	-	12
Had a Double-Double	-	8
Shot over 50% from the floor	4	63
Made 3+ 3FGs	-	3
Shot 5+ Free Throws	2	20



25 JUSTYN MUTTS

GRADUATE STUDENT Forward | 6-7 | 230 | Educational Psychology (2nd master's degree)
Millville, New Jersey | Delaware



SEASON/CAREER BESTS

POINTS

Season 15 vs. Maine (11/9/21)
Career 30 at Hofstra (1/23/20)

REBOUNDS

Season 8 vs. Radford (11/15/21)
Career 16 vs. UMES (11/29/19)

ASSISTS

Season 6 vs. Maine (11/9/21)
Career 7 at Miami (2/6/21)

BLOCKS

Season 1 (2x), last vs. Radford (11/15/21)
Career 4 (3x), last vs. Hofstra (3/9/20)

STEALS

Season 3 vs. Saint Francis (11/18/21)
Career 5 at Pittsburgh (11/28/17)

MINUTES

Season 34 at Navy (11/12/21)
Career 39 (2x), last at Miami (2/6/21)

FIELD GOALS MADE

Season 7 vs. Maine (11/9/21)
Career 14 at Hofstra (1/23/20)

FIELD GOALS ATTEMPTED

Season 13 (2x), last vs. Radford (11/15/21)
Career 17 at Hofstra (1/23/20)

3-PT. FIELD GOALS MADE

Season 1 (4x), last vs. Merrimack (11/21/21)
Career 3 (2x), last vs. North Carolina (3/11/21)

3-PT. FIELD GOALS ATTEMPTED

Season 3 (2x), last vs. Radford (11/15/21)
Career 5 (3x), last vs. North Carolina (3/11/21)

FREE THROWS MADE

Season -
Career 8 vs. UMES (11/29/19)

FREE THROWS ATTEMPTED

Season -
Career 8 (3x), last vs. Columbia (12/2/19)

CAREER STATS

	GP-GS	MIN	AVG	FG-FGA	FG%	3FG-FGA	3FG%	FT-FTA	FT%	OFF-DEF-TOT	AVG	PF-FO	AST	TO	BLK	STL	PTS	AVG	
2017-18	28-18	568	20.3	71-132	.538	0-1	.000	26-47	.553	38-74-112	4.0	86-2	39	42	32	30	168	6.0	
2018-19																			
2019-20	33-32	1047	31.7	162-301	.538	2-18	.111	75-102	.735	66-210-276	8.4	110-7	72	82	34	44	401	12.2	
2020-21	22-21	650	29.5	83-162	.512	15-45	.333	27-53	.509	37-104-141	6.4	62-2	49	51	17	13	208	9.5	
2021-22	5-5	125	25.0	23-44	.523	4-10	.400	0-0	.000	6-27-33	6.6	12-0	16	7	2	7	50	10.0	
TOTAL	88-76	2390	27.2	339-639	.531	21-74	.284	128-202	.634	147-415-562	6.4	270-11	176	182	85	94	827	9.4	

- Focused on improving his shooting form in the offseason. *First name pronounced: JUST-in*
- Has been impressive in offseason workouts and is due for a breakout season.
- Started 21 of 22 games he played in last season.
- Reached double-figure scoring nine times in his first season as a Hokie.
- ACC All-Academic Team member in 2020-21.
- At Delaware, led the Blue Hens in rebounding and was fifth in the CAA in rebounds per game with 8.4 in 2019-20.
- Second on the team in points per game (12.2) and turned in 11 double-doubles - the third most in the CAA.
- Had 19 double-digit scoring outings and 13 double-figure rebounding efforts in 2019-20.
- Sat out the 2018-19 season due to NCAA transfer policy.
- As a freshman at High Point, Big South All-Freshman Team honoree.
- Chose the Hokies over Mississippi State and Houston.
- Earned his master's degree from Virginia Tech's OMALS program in May 2021.
- Currently working on his second graduate degree in educational psychology.

2021-22 GAME-BY-GAME STATS

OPPONENT	DATE	ST	MIN	FG-FGA	PCT	3FG-FGA	PCT	FT-FTA	PCT	OFF	DEF	TOT	PF	A	T/O	BLK	STL	PTS
Maine	11/9/21	*	23	7-13	.538	1-3	.333	0-0	.000	2	5	7	1	6	1	1	2	15
at Navy	11/12/21	*	34	4-5	.800	1-1	1.000	0-0	.000	1	6	7	2	2	2	0	1	9
Radford	11/15/21	*	25	5-13	.385	1-3	.333	0-0	.000	2	6	8	3	1	1	1	0	11
St. Francis (Pa.)	11/18/21	*	21	3-8	.375	0-2	.000	0-0	.000	0	5	5	3	2	1	0	3	6
Merrimack	11/21/21	*	22	4-5	.800	1-1	1.000	0-0	.000	2	5	7	3	5	2	0	1	9
vs. Memphis	11/24/21																	
TBD	11/26/21																	
at Maryland	12/1/21																	
Wake Forest	12/4/21																	
Cornell	12/8/21																	
at Dayton	12/12/21																	
vs. St. Bonaventure	12/17/21																	
at Duke	12/22/21																	
at North Carolina	12/29/21																	
Pittsburgh	1/1/22																	
NC State	1/4/22																	
at Virginia	1/12/22																	
Notre Dame	1/15/22																	
at NC State	1/19/22																	
at Boston College	1/22/22																	
Miami	1/26/22																	
at Florida State	1/29/22																	
Georgia Tech	2/2/22																	
at Pittsburgh	2/5/22																	
Syracuse	2/12/22																	
Virginia	2/14/22																	
North Carolina	2/19/22																	
at Georgia Tech	2/23/22																	
at Miami	2/26/22																	
Louisville	3/1/22																	
at Clemson	3/5/22																	

PRODUCTION TRACKER

	This Season	Career
Scored 10+ Points	2	35
Scored 20+ Points	-	7
Led Tech in Scoring	1	3
Had 10+ Rebounds	-	15
Led Tech in Rebounding	3	9
Had a Double-Double	-	12
Shot over 50% from the floor	3	50
Made 3+ 3FGs	-	2
Shot 5+ Free Throws	-	14



VIRGINIA TECH MEN'S BASKETBALL

COMBINED TEAM STATS

Game Records

Record	Overall	Home	Away	Neutral
ALL GAMES	5-0	4-0	1-0	0-0
CONFERENCE	0-0	0-0	0-0	0-0
NON-CONFERENCE	5-0	4-0	1-0	0-0

Score by Periods

Team	1st	2nd	OT	TOT
Virginia Tech	184	197	0	381
Opponents	107	134	0	241

Team Box Score

No.	Player	Total			3-Point		F-Throw		Rebounds				PF DQ A TO BLK STL PTS				AVG					
		GP-GS	MIN	AVG	FG-FGA	FG%	3FG-3FGA	3FG%	FT-FTA	FT%	OFF	DEF	TOT	AVG	PF	DQ		A	TO	BLK	STL	PTS
22	ALUMA, Keve	5-5	111:59	22.4	21-38	.553	0-8	.000	20-24	.833	6	16	22	4.4	14	0	5	5	7	1	62	12.4
5	MURPHY, Storm	5-5	139:13	27.8	20-37	.541	10-22	.455	4-7	.571	0	11	11	2.2	7	0	10	8	0	3	54	10.8
4	ALLEYNE, Nahiem	5-5	152:47	30.6	18-44	.409	7-18	.389	10-10	1.000	0	18	18	3.6	5	0	13	11	0	3	53	10.6
25	MUTTS, Justyn	5-5	124:55	25.0	23-44	.523	4-10	.400	0-0	.000	7	27	34	6.8	12	0	16	7	2	7	50	10.0
0	CATTOOR, Hunter	5-5	156:16	31.3	14-35	.400	9-25	.360	4-4	1.000	2	22	24	4.8	5	0	12	4	0	6	41	8.2
13	MADDOX, Darius	5-0	84:11	16.8	13-23	.565	7-11	.636	1-3	.333	3	9	12	2.4	4	0	2	5	0	0	34	6.8
1	N'GUESSAN, David	5-0	84:25	16.9	14-23	.609	2-3	.667	3-9	.333	4	13	17	3.4	7	0	4	4	5	3	33	6.6
21	OJIAKO, John	5-0	54:51	11.0	12-20	.600	0-0	.000	3-3	1.000	7	12	19	3.8	7	0	0	3	2	0	27	5.4
3	PEDULLA, Sean	5-0	51:12	10.2	5-10	.500	4-6	.667	0-0	.000	1	6	7	1.4	3	0	8	2	0	3	14	2.8
14	VARGA, Ben	3-0	05:42	1.9	1-2	.500	1-2	.500	0-0	.000	0	0	0	0.0	0	0	0	0	0	0	3	1.0
11	HAYNES, Jalen	5-0	14:18	2.9	2-5	.400	0-0	.000	0-1	.000	2	1	3	0.6	1	0	0	1	0	0	4	0.8
15	KIDD, Lynn	4-0	11:31	2.9	1-5	.200	0-0	.000	1-1	1.000	3	3	6	1.5	0	0	0	2	1	0	3	0.8
10	JOHNSON, Camden	4-0	08:40	2.2	1-1	1.000	1-1	1.000	0-0	.000	0	1	1	0.3	0	0	1	0	0	1	3	0.8
Team											6	5	11									
Total		5	1000		145-287	.505	45-106	.425	46-62	.742	41	144	185	37.0	65	0	71	52	17	27	381	76.2
Opponents		5	1000		94-274	.343	20-114	.175	33-48	.688	42	108	150	30.0	73	0	44	71	14	27	241	48.2

Team Statistics

	HOKIES	OPP
Scoring	381	241
Points per game	76.2	48.2
Scoring margin	+28.0	-
Field goals-att	145-287	94-274
Field goal pct	.505	.343
3 point fg-att	45-106	20-114
3-point FG pct	.425	.175
3-pt FG made per game	9.0	4.0
Free throws-att	46-62	33-48
Free throw pct	.742	.688
F-Throws made per game	9.2	6.6
Rebounds	185	150
Rebounds per game	37.0	30.0
Rebounding margin	+7.0	-
Assists	71	44
Assists per game	14.2	8.8
Turnovers	52	71
Turnovers per game	10.4	14.2
Turnover margin	+3.8	-
Assist/turnover ratio	1.4	0.6
Steals	27	27
Steals per game	5.4	5.4
Blocks	17	14
Blocks per game	3.4	2.8
Winning streak	5	-
Home win streak	4	-
Attendance	24475	4784
Home games-Avg/Game	4-6119	1-4784
Neutral site-Avg/Game	-	0-0

Team Results

Date	Opponent		Score	Att.
11/09/2021	Maine	W	82-47	6473
11/12/2021	at Navy	W	77-57	4784
11/15/2021	Radford	W	65-39	6835
11/18/2021	Saint Francis (PA)	W	85-55	6437
11/21/2021	Merrimack	W	72-43	4730

VIRGINIA TECH MEN'S BASKETBALL

TEAM GAME-BY-GAME

Opponent	Date	Score	W	Total		3-Pointers		Free throws		Rebounds										
				FG-FGA	PCT	3FG-3FGA	PCT	FT-FTA	PCT	OFF	DEF	TOT	AVG	PF	A	TO	BLK	STL	PTS	AVG
Maine	11/09/2021	82-47	W	35-66	.530	9-21	.429	3-5	.600	9	26	35	35.0	11	18	8	3	4	82	82.0
at Navy	11/12/2021	77-57	W	27-54	.500	8-19	.421	15-19	.789	8	27	35	35.0	17	14	9	2	5	77	79.5
Radford	11/15/2021	65-39	W	25-58	.431	10-23	.435	5-6	.833	7	34	41	37.0	14	10	15	3	7	65	74.7
Saint Francis (PA)	11/18/2021	85-55	W	31-60	.517	7-20	.350	16-20	.800	10	32	42	38.3	14	14	8	4	6	85	77.3
Merrimack	11/21/2021	72-43	W	27-49	.551	11-23	.478	7-12	.583	7	25	32	37.0	9	15	12	5	5	72	76.2
Total		381		145-287	.505	45-106	.425	46-62	.742	41	144	185	37.0	65	71	52	17	27	381	76.2
Opponents		241		94-274	.343	20-114	.175	33-48	.688	42	108	150	30.0	73	44	71	14	27	241	48.2

Virginia Tech Averages

Games Played	Points/game	FG Pct	3FG Pct	FT Pct	Rebounds/game	Assists/game	Turnovers/game	Assist/Turnover ratio	Steals/game	Blocks/game
5	76.2	50.5	42.5	74.2	37.0	14.2	10.4	1.4	5.4	3.4

OPONENTS GAME-BY-GAME

Opponent	Date	Score	W	Total		3-Pointers		Free throws		Rebounds										
				FG-FGA	PCT	3FG-3FGA	PCT	FT-FTA	PCT	OFF	DEF	TOT	AVG	PF	A	TO	BLK	STL	PTS	AVG
Maine	11/09/2021	82-47	W	20-61	.328	4-22	.182	3-3	1.000	13	24	37	37.0	11	9	19	3	3	47	47.0
at Navy	11/12/2021	77-57	W	20-51	.392	3-25	.120	14-19	.737	7	22	29	33.0	18	9	10	3	6	57	52.0
Radford	11/15/2021	65-39	W	14-50	.280	2-24	.083	9-15	.600	7	25	32	32.7	13	8	18	2	11	39	47.7
Saint Francis (PA)	11/18/2021	85-55	W	21-63	.333	6-23	.261	7-11	.636	10	20	30	32.0	20	10	9	3	3	55	49.5
Merrimack	11/21/2021	72-43	W	19-49	.388	5-20	.250	0-0	.000	5	17	22	30.0	11	8	15	3	4	43	48.2
Total		241		94-274	.343	20-114	.175	33-48	.688	42	108	150	30.0	73	44	71	14	27	241	48.2
Virginia Tech		381		145-287	.505	45-106	.425	46-62	.742	41	144	185	37.0	65	71	52	17	27	381	76.2

Opponents Averages

Games Played	Points/game	FG Pct	3FG Pct	FT Pct	Rebounds/game	Assists/game	Turnovers/game	Assist/Turnover ratio	Steals/game	Blocks/game
5	48.2	34.3	17.5	68.8	30.0	8.8	14.2	0.6	5.4	2.8

TEAM CATEGORY LEADERS

Points

##	Player	G	Pts	Pts/G
22	Aluma, Keve	5	62	12.4
5	Murphy, Storm	5	54	10.8
4	Alleyne, Nahiem	5	53	10.6
25	Mutts, Justyn	5	50	10.0
0	Cattoor, Hunter	5	41	8.2
13	Maddox, Darius	5	34	6.8
1	N'Guessan, David	5	33	6.6
21	Ojiako, John	5	27	5.4
3	Pedulla, Sean	5	14	2.8
11	Haynes, Jalen	5	4	0.8
14	Varga, Ben	3	3	1.0
15	Kidd, Lynn	4	3	0.8
10	Johnson, Camden	4	3	0.8

Scoring Average

##	Player	G	Pts	Pts/G
22	Aluma, Keve	5	62	12.4
5	Murphy, Storm	5	54	10.8
4	Alleyne, Nahiem	5	53	10.6
25	Mutts, Justyn	5	50	10.0
0	Cattoor, Hunter	5	41	8.2
13	Maddox, Darius	5	34	6.8
1	N'Guessan, David	5	33	6.6
21	Ojiako, John	5	27	5.4
3	Pedulla, Sean	5	14	2.8
14	Varga, Ben	3	3	1.0
11	Haynes, Jalen	5	4	0.8
15	Kidd, Lynn	4	3	0.8
10	Johnson, Camden	4	3	0.8

Field Goal Percentage

##	Player	FG	Att	Pct
10	Johnson, Camden	1	1	1.000
1	N'Guessan, David	14	23	.609
21	Ojiako, John	12	20	.600
13	Maddox, Darius	13	23	.565
22	Aluma, Keve	21	38	.553
5	Murphy, Storm	20	37	.541
25	Mutts, Justyn	23	44	.523
3	Pedulla, Sean	5	10	.500
14	Varga, Ben	1	2	.500
4	Alleyne, Nahiem	18	44	.409
0	Cattoor, Hunter	14	35	.400
11	Haynes, Jalen	2	5	.400
15	Kidd, Lynn	1	5	.200

Field Goal Attempts

##	Player	G	Att	Att/G
4	Alleyne, Nahiem	5	44	8.8
25	Mutts, Justyn	5	44	8.8
22	Aluma, Keve	5	38	7.6
5	Murphy, Storm	5	37	7.4
0	Cattoor, Hunter	5	35	7.0

Field Goals Made

##	Player	G	Made	Made/G
25	Mutts, Justyn	5	23	4.6
22	Aluma, Keve	5	21	4.2
5	Murphy, Storm	5	20	4.0
4	Alleyne, Nahiem	5	18	3.6
0	Cattoor, Hunter	5	14	2.8

TEAM CATEGORY LEADERS

3-Point FG Percentage

##	Player	3FG	Att	Pct
10	Johnson, Camden	1	1	1.000
3	Pedulla, Sean	4	6	.667
1	N'Guessan, David	2	3	.667
13	Maddox, Darius	7	11	.636
14	Varga, Ben	1	2	.500
5	Murphy, Storm	10	22	.455
25	Mutts, Justyn	4	10	.400
4	Alleyne, Nahiem	7	18	.389
0	Cattoor, Hunter	9	25	.360

3-Point FG Attempts

##	Player	G	Att	Att/G
0	Cattoor, Hunter	5	25	5.0
5	Murphy, Storm	5	22	4.4
4	Alleyne, Nahiem	5	18	3.6
13	Maddox, Darius	5	11	2.2
25	Mutts, Justyn	5	10	2.0

3-Point FG Made

##	Player	G	Made	Made/G
5	Murphy, Storm	5	10	2.0
0	Cattoor, Hunter	5	9	1.8
4	Alleyne, Nahiem	5	7	1.4
13	Maddox, Darius	5	7	1.4
25	Mutts, Justyn	5	4	0.8

Free Throw Percentage

##	Player	Made	Att	Pct
4	Alleyne, Nahiem	10	10	1.000
0	Cattoor, Hunter	4	4	1.000
21	Ojiako, John	3	3	1.000
15	Kidd, Lynn	1	1	1.000
22	Aluma, Keve	20	24	.833
5	Murphy, Storm	4	7	.571
13	Maddox, Darius	1	3	.333
1	N'Guessan, David	3	9	.333

Free Throw Attempts

##	Player	G	Att	Att/G
22	Aluma, Keve	5	24	4.8
4	Alleyne, Nahiem	5	10	2.0
1	N'Guessan, David	5	9	1.8
5	Murphy, Storm	5	7	1.4
0	Cattoor, Hunter	5	4	0.8

Free Throws Made

##	Player	G	Made	Made/G
22	Aluma, Keve	5	20	4.0
4	Alleyne, Nahiem	5	10	2.0
5	Murphy, Storm	5	4	0.8
0	Cattoor, Hunter	5	4	0.8
1	N'Guessan, David	5	3	0.6

Rebounds

##	Player	G	Reb	Reb/G
25	Mutts, Justyn	5	34	6.8
0	Cattoor, Hunter	5	24	4.8
22	Aluma, Keve	5	22	4.4
21	Ojiako, John	5	19	3.8
4	Alleyne, Nahiem	5	18	3.6

Assists

##	Player	G	Ast	Ast/G
25	Mutts, Justyn	5	16	3.2
4	Alleyne, Nahiem	5	13	2.6
0	Cattoor, Hunter	5	12	2.4
5	Murphy, Storm	5	10	2.0
3	Pedulla, Sean	5	8	1.6

Rebounds Average

##	Player	G	Reb	Reb/G
25	Mutts, Justyn	5	34	6.8
0	Cattoor, Hunter	5	24	4.8
22	Aluma, Keve	5	22	4.4
21	Ojiako, John	5	19	3.8
4	Alleyne, Nahiem	5	18	3.6

Steals

##	Player	G	Stl	Stl/G
25	Mutts, Justyn	5	7	1.4
0	Cattoor, Hunter	5	6	1.2
5	Murphy, Storm	5	3	0.6
4	Alleyne, Nahiem	5	3	0.6
1	N'Guessan, David	5	3	0.6

TEAM CATEGORY LEADERS

Offensive Rebounds

##	Player	G	OReb	OReb/G
25	Mutts, Justyn	5	7	1.4
21	Ojiako, John	5	7	1.4
22	Aluma, Keve	5	6	1.2
1	N'Guessan, David	5	4	0.8
13	Maddox, Darius	5	3	0.6

Blocked Shots

##	Player	G	Blk	Blk/G
22	Aluma, Keve	5	7	1.4
1	N'Guessan, David	5	5	1.0
25	Mutts, Justyn	5	2	0.4
21	Ojiako, John	5	2	0.4
15	Kidd, Lynn	4	1	0.3

Defensive Rebounds

##	Player	G	DReb	DReb/G
25	Mutts, Justyn	5	27	5.4
0	Cattoor, Hunter	5	22	4.4
4	Alleyne, Nahiem	5	18	3.6
22	Aluma, Keve	5	16	3.2
1	N'Guessan, David	5	13	2.6

Minutes

##	Player	G	Min	Min/G
0	Cattoor, Hunter	5	156	31:15
4	Alleyne, Nahiem	5	153	30:33
5	Murphy, Storm	5	139	27:51
25	Mutts, Justyn	5	125	24:59
22	Aluma, Keve	5	112	22:24

Fouls

##	Player	G	PF	PF/G
22	Aluma, Keve	5	14	2.8
25	Mutts, Justyn	5	12	2.4
5	Murphy, Storm	5	7	1.4
1	N'Guessan, David	5	7	1.4
21	Ojiako, John	5	7	1.4

Turnovers

##	Player	G	TO	TO/G
4	Alleyne, Nahiem	5	11	2.2
5	Murphy, Storm	5	8	1.6
25	Mutts, Justyn	5	7	1.4
22	Aluma, Keve	5	5	1.0
13	Maddox, Darius	5	5	1.0

Foul Outs

##	Player	G	FO
----	--------	---	----

TEAM GAME HIGHS

Virginia Tech - Game Highs

POINTS	85		Saint Francis (PA) (11/18/2021)
	82		Maine (11/09/2021)
	77		at Navy (11/12/2021)
	72		Merrimack (11/21/2021)
	65		Radford (11/15/2021)
FIELD GOALS MADE	35		Maine (11/09/2021)
	31		Saint Francis (PA) (11/18/2021)
FIELD GOAL ATTEMPTS	66		Maine (11/09/2021)
	60		Saint Francis (PA) (11/18/2021)
FIELD GOAL PERCENTAGE	.551	(27-49)	Merrimack (11/21/2021)
	.530	(35-66)	Maine (11/09/2021)
3 PT FG MADE	11		Merrimack (11/21/2021)
	10		Radford (11/15/2021)
3 PT FG ATTEMPTS	23		Merrimack (11/21/2021)
	23		Radford (11/15/2021)
3 PT FG PERCENTAGE	.478	(11-23)	Merrimack (11/21/2021)
	.435	(10-23)	Radford (11/15/2021)
FREE THROWS MADE	16		Saint Francis (PA) (11/18/2021)
	15		at Navy (11/12/2021)
FREE THROW ATTEMPTS	20		Saint Francis (PA) (11/18/2021)
	19		at Navy (11/12/2021)
FREE THROW PERCENTAGE	.833	(5-6)	Radford (11/15/2021)
	.800	(16-20)	Saint Francis (PA) (11/18/2021)
REBOUNDS	42		Saint Francis (PA) (11/18/2021)
	41		Radford (11/15/2021)
ASSISTS	18		Maine (11/09/2021)
	15		Merrimack (11/21/2021)
STEALS	7		Radford (11/15/2021)
	6		Saint Francis (PA) (11/18/2021)
BLOCKED SHOTS	5		Merrimack (11/21/2021)
	4		Saint Francis (PA) (11/18/2021)
TURNOVERS	15		Radford (11/15/2021)
	12		Merrimack (11/21/2021)
FOULS	17		at Navy (11/12/2021)
	14		Saint Francis (PA) (11/18/2021)
	14		Radford (11/15/2021)

OPPONENT GAME HIGHS

Opponent - Game Highs

POINTS	57		at Navy (11/12/2021)
	55		Saint Francis (PA) (11/18/2021)
	47		Maine (11/09/2021)
	43		Merrimack (11/21/2021)
	39		Radford (11/15/2021)
FIELD GOALS MADE	21		Saint Francis (PA) (11/18/2021)
	20		at Navy (11/12/2021)
	20		Maine (11/09/2021)
FIELD GOAL ATTEMPTS	63		Saint Francis (PA) (11/18/2021)
	61		Maine (11/09/2021)
FIELD GOAL PERCENTAGE	.392	(20-51)	at Navy (11/12/2021)
	.388	(19-49)	Merrimack (11/21/2021)
3 PT FG MADE	6		Saint Francis (PA) (11/18/2021)
	5		Merrimack (11/21/2021)
3 PT FG ATTEMPTS	25		at Navy (11/12/2021)
	24		Radford (11/15/2021)
3 PT FG PERCENTAGE	.261	(6-23)	Saint Francis (PA) (11/18/2021)
	.250	(5-20)	Merrimack (11/21/2021)
FREE THROWS MADE	14		at Navy (11/12/2021)
	9		Radford (11/15/2021)
FREE THROW ATTEMPTS	19		at Navy (11/12/2021)
	15		Radford (11/15/2021)
FREE THROW PERCENTAGE	1.000	(3-3)	Maine (11/09/2021)
	.737	(14-19)	at Navy (11/12/2021)
REBOUNDS	37		Maine (11/09/2021)
	32		Radford (11/15/2021)
ASSISTS	10		Saint Francis (PA) (11/18/2021)
	9		at Navy (11/12/2021)
	9		Maine (11/09/2021)
STEALS	11		Radford (11/15/2021)
	6		at Navy (11/12/2021)
BLOCKED SHOTS	3		Merrimack (11/21/2021)
	3		Saint Francis (PA) (11/18/2021)
	3		at Navy (11/12/2021)
	3		Maine (11/09/2021)
TURNOVERS	19		Maine (11/09/2021)
	18		Radford (11/15/2021)
FOULS	20		Saint Francis (PA) (11/18/2021)
	18		at Navy (11/12/2021)

TEAM GAME LOWS

Virginia Tech - Game Lows

POINTS	65		Radford (11/15/2021)
	72		Merrimack (11/21/2021)
	77		at Navy (11/12/2021)
	82		Maine (11/09/2021)
	85		Saint Francis (PA) (11/18/2021)
FIELD GOALS MADE	25		Radford (11/15/2021)
	27		Merrimack (11/21/2021)
	27		at Navy (11/12/2021)
FIELD GOAL ATTEMPTS	49		Merrimack (11/21/2021)
	54		at Navy (11/12/2021)
FIELD GOAL PERCENTAGE	.431	(25-58)	Radford (11/15/2021)
	.500	(27-54)	at Navy (11/12/2021)
3 PT FG MADE	7		Saint Francis (PA) (11/18/2021)
	8		at Navy (11/12/2021)
3 PT FG ATTEMPTS	19		at Navy (11/12/2021)
	20		Saint Francis (PA) (11/18/2021)
3 PT FG PERCENTAGE	.350	(7-20)	Saint Francis (PA) (11/18/2021)
	.421	(8-19)	at Navy (11/12/2021)
FREE THROWS MADE	3		Maine (11/09/2021)
	5		Radford (11/15/2021)
FREE THROW ATTEMPTS	5		Maine (11/09/2021)
	6		Radford (11/15/2021)
FREE THROW PERCENTAGE	.583	(7-12)	Merrimack (11/21/2021)
	.600	(3-5)	Maine (11/09/2021)
REBOUNDS	32		Merrimack (11/21/2021)
	35		at Navy (11/12/2021)
	35		Maine (11/09/2021)
ASSISTS	10		Radford (11/15/2021)
	14		Saint Francis (PA) (11/18/2021)
	14		at Navy (11/12/2021)
STEALS	4		Maine (11/09/2021)
	5		Merrimack (11/21/2021)
	5		at Navy (11/12/2021)
BLOCKED SHOTS	2		at Navy (11/12/2021)
	3		Radford (11/15/2021)
	3		Maine (11/09/2021)
TURNOVERS	8		Saint Francis (PA) (11/18/2021)
	8		Maine (11/09/2021)
FOULS	9		Merrimack (11/21/2021)
	11		Maine (11/09/2021)

OPPONENT GAME LOWS

Opponent - Game Lows

POINTS	39		Radford (11/15/2021)
	43		Merrimack (11/21/2021)
	47		Maine (11/09/2021)
	55		Saint Francis (PA) (11/18/2021)
	57		at Navy (11/12/2021)
FIELD GOALS MADE	14		Radford (11/15/2021)
	19		Merrimack (11/21/2021)
FIELD GOAL ATTEMPTS	49		Merrimack (11/21/2021)
	50		Radford (11/15/2021)
FIELD GOAL PERCENTAGE	.280	(14-50)	Radford (11/15/2021)
	.328	(20-61)	Maine (11/09/2021)
3 PT FG MADE	2		Radford (11/15/2021)
	3		at Navy (11/12/2021)
3 PT FG ATTEMPTS	20		Merrimack (11/21/2021)
	22		Maine (11/09/2021)
3 PT FG PERCENTAGE	.083	(2-24)	Radford (11/15/2021)
	.120	(3-25)	at Navy (11/12/2021)
FREE THROWS MADE	0		Merrimack (11/21/2021)
	3		Maine (11/09/2021)
FREE THROW ATTEMPTS	0		Merrimack (11/21/2021)
	3		Maine (11/09/2021)
FREE THROW PERCENTAGE	.600	(9-15)	Radford (11/15/2021)
REBOUNDS	22		Merrimack (11/21/2021)
	29		at Navy (11/12/2021)
ASSISTS	8		Merrimack (11/21/2021)
	8		Radford (11/15/2021)
STEALS	3		Saint Francis (PA) (11/18/2021)
	3		Maine (11/09/2021)
BLOCKED SHOTS	2		Radford (11/15/2021)
	3		Merrimack (11/21/2021)
	3		Saint Francis (PA) (11/18/2021)
	3		at Navy (11/12/2021)
	3		Maine (11/09/2021)
TURNOVERS	9		Saint Francis (PA) (11/18/2021)
	10		at Navy (11/12/2021)
FOULS	11		Maine (11/09/2021)
	12		Merrimack (11/21/2021)



0 HUNTER CATTOOR

JR. • G • 6-3 • 200
ORLANDO, FLA.
BISHOP MOORE



1 DAVID N'GUESSAN

SO. • F • 6-9 • 205
DE LIER, THE NETHERLANDS
MT. ZION PREP



3 SEAN PEDULLA

FR. • G • 6-1 • 190
EDMOND, OKLA.
EDMOND MEMORIAL



4 NAHIEM ALLEYNE

JR. • G • 6-4 • 195
BUFORD, GA.
MOUNTAIN VIEW



5 STORM MURPHY

GR. • G • 6-0 • 185
MIDDLETON, WIS.
WOFFORD



10 CAMDEN JOHNSON

FR. • G • 6-1 • 175
WAXHAW, N.C.
METROLINA CHRISTIAN ACADEMY



11 JALEN HAYNES

FR. • F • 6-8 • 250
FT. LAUDERDALE, FLA.
MONTVERDE ACADEMY



13 DARIUS MADDOX

SO. • G • 6-5 • 185
BOWIE, MD.
OAK HILL ACADEMY



14 BEN VARGA

FR. • G • 5-10 • 170
LOUISVILLE, KY.
ST. XAVIER



15 LYNN KIDD

SO. • C • 6-10 • 240
GAINESVILLE, FLA.
IMG ACADEMY



21 JOHN OJIAKO

JR. • C • 6-10 • 245
LAGOS, NIGERIA
ADMIRAL FARRAGUT (FLA.)



22 KEVE ALUMA

R-SR. • F • 6-9 • 235
BERLIN, MD.
WOFFORD



25 JUSTYN MUTTS

GR. • F • 6-7 • 230
MILLVILLE, N.J.
DELAWARE



MIKE YOUNG

HEAD COACH
3RD SEASON



MIKE JONES

ASSOCIATE HEAD COACH
1ST SEASON



CHRISTIAN WEBSTER

ASSISTANT COACH
6TH SEASON



KEVIN GILTNER

ASSISTANT COACH
3RD SEASON