

# RADFORD HIGHLANDERS



## 2021-22 MEN'S BASKETBALL GAME NOTES

6 BIG SOUTH REGULAR SEASON TITLES :: 3 BIG SOUTH TOURNAMENT TITLES :: 3 NCAA TOURNAMENTS :: 6 POSTSEASON APPEARANCES

### THE MATCH-UP

#### RADFORD HIGHLANDERS

1-1, 0-0 BIG SOUTH

**Head Coach:** Darris Nichols, 1st Season

**Record at Radford:** 1-1 (0-0 Big South)

**Career Record:** Same



#### VIRGINIA TECH HOKIES

2-0, 0-0 ACC

**Head Coach:** Mike Young, 3rd season

**Record at VT:** 33-23 (16-17 ACC)

**Career Record:** 332-267



#### 2021-22 STAT COMPARISON

68.0	Points Per Game	79.5
46.8	Field Goal Pct.	51.7
40.5	3-Point Pct.	42.5
65.4	Free-Throw Pct.	75.0
32.5	Rebounds Per Game	35.0
11.0	Assists Per Game	16.0
16.0	Turnovers Per Game	8.5
8.5	Steals Per Game	4.5
2.0	Blocks Per Game	2.5

#### GAME INFORMATION

**Date:** Monday, Nov. 15

**ESPN+:** Mack McCarthy (PxP)

**Time:** 7:00 p.m., ET

**Radio:** WRAD 101.7 FM

**Location:** Blacksburg, Va.

**Radio Talent:** Rick Watson

**Venue:** Cassell Coliseum

**Online:** Portal.stretchinternet.com

**Stream:** ACC Network Extra

**Live Stats:** RadfordAthletics.com/coverage

#### SERIES HISTORY

**Overall:** Virginia Tech leads, 9-2

**Neutral:** N/A

**in Radford:** Virginia Tech leads, 1-0

**Last Meeting:** VT 77, RU 62 (11/25/20)

**in Blacksburg:** Virginia Tech leads, 8-2

**Last 10 Matchups:** VT leads, 8-2

#### PROJECTED STARTING LINEUP

Starters	Cl.	Pos.	Ht.	Hometown	PPG	RPG	Notes
45 Xavier Lipscomb	So.	G	6-2	Washington, D.C.	2.5	2.5	3.0 spg
2 Josiah Jeffers	Sr.	G	6-1	Burlington, N.C.	10.0	2.0	-
15 Bryan Hart	Sr.	G	6-1	Hampton, Va.	11.0	1.5	2.0 3's per game
5 Rashun Williams	Jr.	F	6-7	Arlington, Ga.	9.0	3.5	1.0 blocks per game
22 Lewis Djonkam	R-Sr.	C	6-9	Springfield, Va.	2.0	3.0	-

Key Reserves	Cl.	Pos.	Ht.	Hometown	PPG	RPG	Notes
3 Tai'Reon Joseph	So.	G	6-2	Baton Rouge, La.	1.0	1.0	-
11 Camron McNeil	So.	G	6-5	Raleigh, N.C.	10.5	4.5	-
13 Shaquan Jules	Jr.	F	6-7	Orlando, Fla.	8.5	4.0	-
14 Chyree Walker	R-Sr.	F	6-5	Upper Marlboro, Md.	2.0	3.5	-
20 Dravon Mangum	R-Jr.	F	6-8	Roxboro, N.C.	6.5	1.0	1.5 3's per game
24 Artese Stapleton	Jr.	G	6-2	Chicago, Ill.	5.0	1.0	-

### 2021-22 SCHEDULE

#### OVERALL RECORD: 1-1

Big South: 0-0 | Non-Conference: 1-1  
Home: 1-0 | Away: 0-1 | Neutral: 0-0

#### NOVEMBER (1-1)

Mon.	1	EASTERN Mennonite (Exh.)	W, 83-60
Tue.	9	EMORY & HENRY (ESPN+)	W, 84-72
Fri.	12	at #25 Virginia (ACCNX)	L, 52-73
Mon.	15	at Virginia Tech (ACCNX)	7:00 p.m.
Fri.	19	at Furman	7:00 p.m.
Sat.	20	vs. Navy	5:00 p.m.
Wed.	24	WILLIAM & MARY (ESPN+)	6:30 p.m.
Sun.	28	EASTERN KENTUCKY (ESPN+)	4:30 p.m.
Tue.	30	KENTUCKY CHRISTIAN (ESPN+)	6:30 p.m.

#### DECEMBER (0-0)

Sat.	4	at West Virginia (ESPN+)	4:00 p.m.
Sat.	11	at James Madison (FloHoops)	7:00 p.m.
Mon.	13	at George Washington (ESPN+)	7:00 p.m.
Sat.	18	at Davidson (ESPN+)	1:00 p.m.
Mon.	20	at Akron (ESPN+)	7:00 p.m.
Wed.	29	at UMBC (ESPN+)	7:00 p.m.

#### JANUARY (0-0)

Sat.	1	AVERETT (ESPN+)	4:30 p.m.
Wed.	5	* at USC Upstate (ESPN+)	6:00 p.m.
Sat.	8	* NORTH CAROLINA A&T (ESPN+)	4:30 p.m.
Wed.	12	* LONGWOOD (ESPN+)	6:30 p.m.
Sat.	15	* at Campbell (ESPN+)	2:00 p.m.
Wed.	19	* HAMPTON (ESPN+)	6:30 p.m.
Sat.	22	* UNC ASHVILLE (ESPN+)	2:00 p.m.
Wed.	26	* at High Point (ESPN+)	7:00 p.m.
Sat.	29	* at Gardner-Webb (ESPN+)	4:30 p.m.

#### FEBRUARY (0-0)

Wed.	2	* CHARLESTON SOUTHERN (ESPN+)	6:30 p.m.
Sat.	5	* PRESBYTERIAN (ESPN+)	4:30 p.m.
Wed.	9	* at Winthrop (ESPN+)	7:00 p.m.
Sat.	12	* at Hampton (ESPN+)	5:30 p.m.
Wed.	16	* CAMPBELL (ESPN+)	6:30 p.m.
Sat.	19	* HIGH POINT (ESPN+)	2:00 p.m.
Wed.	23	* at Longwood (ESPN+)	7:00 p.m.
Sat.	26	* at North Carolina A&T (ESPN+)	5:00 p.m.

#### MARCH (0-0)

Wed.	2	\$ BSC First Round	TBA
Fri.	4	\$ BSC Quarterfinals	TBA
Sat.	5	\$ BSC Semifinals	TBA
Sun.	6	\$ BSC Championship Game	TBA

#### SCHEDULE KEY

All times Eastern, subject to change • TV Networks subject to change

Home games italicized • \* - Big South Conference game

\$ - Hercules Tires Big South Championships



**▶ QUICK FACTS**

**GENERAL**

Location	Radford, Va.
Founded	1910
Enrollment	10,695
President	Dr. Carolyn Ringer Lepre, Ph.D.
Director of Athletics	Robert Lineburg
Affiliation	NCAA Division I
Conference	Big South
Nickname	Highlanders
Colors	Red (186c), Gray (427c) & White
Arena (Capacity)	Dedmon Center (3,125)

**PROGRAM HISTORY**

First Season	1974-75
All-Time Record	742-630 (.541)
All-Time Big South Record	311-232 (.573)
Overall Postseason Record	3-7
NCAA Tournament Appearances	3
Last NCAA Tournament Appearance	2017-18
<i>Defeated LIU Brooklyn, Lost to Villanova</i>	
Conference Tournament Titles	3
<i>1997-98, 2008-09, 2017-18</i>	
Big South Regular Season Titles	6
<i>91-92, 99-00, 00-01, 08-09, 18-19, 19-20</i>	
NIT Tournament Appearances	1
<i>^ 19-20 (^Cancelled due to COVID-19)</i>	

**COACHING STAFF**

Head Coach	Darris Nichols (1st Year)
<i>Alma Mater</i>	<i>West Virginia, 2008</i>
<i>Record at Radford (Career)</i>	<i>1-1 (Same)</i>
Assistant Coach (Season)	Shane Nichols (1st Year)
<i>Alma Mater</i>	<i>Woford, 2008</i>
Assistant Coach (Season)	Timothy Peete (1st Year)
<i>Alma Mater</i>	<i>Tulsa, 2014</i>
Assistant Coach (Season)	James Haring (1st Year)
<i>Alma Mater</i>	<i>West Virginia, 2014</i>
Director of Operations	Jaren Marino (5th Year)
<i>Alma Mater</i>	<i>West Virginia Tech, 2016</i>

**2020-21 REVIEW**

Overall Record	15-12
Big South Record (Finish)	12-6 (2nd)
Big South Tournament	Semifinals
<i>Quarterfinals</i>	<i>No. 7 Hampton - W, 67-52</i>
<i>Semifinals</i>	<i>No. 3 Campbell - L, 60-78</i>

**2021-22 PREVIEW**

Starters Returning/Lost	4/1
Letterwinners Returning/Lost	9/7
Newcomers	6

**ATHLETICS COMMUNICATIONS**

Asst. Director of Communications	Nate Wise
<i>Office Phone</i>	<i>540-831-6884</i>
<i>Cell Phone</i>	<i>301-717-0240</i>
<i>Email</i>	<i>nwise5@radford.edu</i>
Communications Coordinator	Greg Wolfe
Communications Assistant	Cole Barnhill
Communications Assistant	Shelton Moss
Website	RadfordAthletics.com

# NUMERICAL ROSTER

NO.	NAME	YR.	POS.	HT.	WT.	HOMETOWN (PREVIOUS SCHOOL)
0	Roshau Black	Jr.	G	6-4	190	Hollywood, Fla. (Seminole State College (OK))
1	Keishon Porter	So.	G	6-4	190	Macclesfield, N.C. (SouthWest Edgecombe HS)
2	Josiah Jeffers	Sr.	G	6-1	170	Burlington, N.C. (The Burlington School)
3	Tai'Reon Joseph	So.	G	6-2	175	Baton Rouge, La. (Austin Peay)
4	Derrick Jones, Jr.	Fr.	G	6-6	170	Charlottesville, Va. (Blue Ridge HS)
5	Rashun Williams	Jr.	F	6-7	220	Arlington, Ga. (South Florida)
10	Joshua Walker	Fr.	F	6-7	200	Hyattsville, Md. (Riverdale Baptist HS)
11	Camron McNeil	So.	G	6-5	185	Raleigh, N.C. (Spartanburg Methodist College)
12	Austin Brown	Sr.	G	6-2	180	Christiansburg, Va. (Christiansburg HS)
13	Shaquan Jules	Jr.	F	6-7	220	Orlando, Fla. (USC Aiken)
14	Chyree Walker	R-Jr.	F	6-5	200	Upper Marlboro, Md. (Delaware)
15	Bryan Hart	Sr.	G	6-1	180	Hampton, Va. (Clayton State)
20	Dravon Mangum	R-So.	F	6-8	200	Roxboro, N.C. (Charlotte)
22	Lewis Djonkam	R-Jr.	C	6-9	245	Springfield, Va. (VCU)
24	Artese Stapleton	Jr.	G	6-2	165	Chicago, Ill. (Lewis University)
45	Xavier Lipscomb	Fr.	G	6-2	195	Washington, D.C. (St. Stephen's & St. Agnes School)

# ALPHABETICAL ROSTER

NO.	NAME	YR.	POS.	HT.	WT.	HOMETOWN / HIGH SCHOOL (PREVIOUS)
0	Roshau Black	Jr.	G	6-4	190	Hollywood, Fla. (Seminole State College (OK))
12	Austin Brown	Sr.	G	6-2	180	Christiansburg, Va. (Christiansburg HS)
22	Lewis Djonkam	R-Jr.	C	6-9	245	Springfield, Va. (VCU)
15	Bryan Hart	Sr.	G	6-1	180	Hampton, Va. (Clayton State)
2	Josiah Jeffers	Jr.	G	6-1	170	Burlington, N.C. (The Burlington School)
3	Tai'Reon Joseph	So.	G	6-2	175	Baton Rouge, La. (Austin Peay)
4	Derrick Jones, Jr.	Fr.	G	6-6	170	Charlottesville, Va. (Blue Ridge HS)
13	Shaquan Jules	Jr.	F	6-7	220	Orlando, Fla. (USC Aiken)
45	Xavier Lipscomb	Fr.	G	6-2	195	Washington, D.C. (St. Stephen's & St. Agnes School)
20	Dravon Mangum	R-So.	F	6-8	200	Roxboro, N.C. (Charlotte)
11	Camron McNeil	So.	G	6-5	185	Raleigh, N.C. (Spartanburg Methodist College)
1	Keishon Porter	Fr.	G	6-4	190	Macclesfield, N.C. (SouthWest Edgecombe HS)
24	Artese Stapleton	Jr.	G	6-2	165	Chicago, Ill. (Lewis University)
14	Chyree Walker	R-Jr.	F	6-5	200	Upper Marlboro, Md. (Delaware)
10	Joshua Walker	Fr.	F	6-7	200	Hyattsville, Md. (Riverdale Baptist HS)
5	Rashun Williams	Jr.	F	6-7	220	Arlington, Ga. (South Florida)

## STAFF

**Head Coach:** Darris Nichols  
**Record at Radford:** 1-1 (1st Season)  
**Overall Record:** Same

**Assistant Coach:** Shane Nichols  
**Assistant Coach:** Timothy Peete  
**Assistant Coach:** James Haring  
**Director of Operations:** Jaren Marino  
**Director of Player Development:** Safet Kasttrat  
**Graduate Manager:** Justin Cousin  
**Athletic Trainer:** Chad Hyatt

## PRONUNCIATION GUIDE

0	<b>Roshau</b> Black	Row-shawn
1	<b>Keishon</b> Porter	Key-shawn
3	<b>Tai'Reon</b> Joseph	Tay-Ree-On
14	<b>Chyree</b> Walker	Ky-ree
20	<b>Dravon Mangum</b>	Dray-Von Main-gum
22	Lewis <b>Djonkam</b>	Jonk-um
24	<b>Artese</b> Stapleton	Are-teese
	<b>Darris</b> Nichols	Dare-iss
	<b>Jaren</b> Marino	Jair-In (Sounds like Karen with a J)
	<b>Safet Kasttrat</b>	Suh-fet Kass-trat

## RADFORD ATHLETICS COMMUNICATIONS

<b>Nate Wise</b> Greg Wolfe Cole Barnhill Shelton Moss	<b>Director of Communications</b> Communications Coordinator Communications Assistant Communications Assistant	<b>Email:</b> nwise5@radford.edu Email: gwolfe4@radford.edu Email: cwarnhill@radford.edu Email: smoss@radford.edu	<b>@NateWiseID</b> @wolfeman_99 @N/A @SheltonMoss21
---	---	--	--



# TEAM NOTES

## SERIES HISTORY: VIRGINIA TECH

- Despite their close proximity, Radford and Virginia Tech have only gone head-to-head 11 times over the years
- The first-ever meeting came on Jan. 23, 1988 and the most recent was just last season, on Nov. 25, 2020
- The Hokies own an 9-2 advantage in the all-time series, but those two victories represent hope for a Highlander squad that has experienced success against high major teams in the past
- Radford took down VT on its home floor in 1999 and then again in 2014 thanks to a 25-point outburst from R.J. Price

## SCOUTING THE HOKIES

- Coming in at number five and collecting five first-place votes in the ACC Preseason Poll, the Hokies are one of several contenders for the conference crown this season. Star forward Keve Aluma earned a spot on the preseason All-ACC team and has been named to several award watch lists including the Karl Malone Award, Lute Olson Award, and Wooden Award.
- Virginia Tech is off to a 2-0 start this year with home wins over Maine (82-47) and Navy (77-57). They're shooting a blistering 51.7% from the field and 42.5% from three-point range to go along with their 14.9% three-point defense which ranks 13th in the nation.
- Now in their third season under head coach Mike Young, the Hokies have a clear identity and sky-high expectations. An average of more than 5,000 fans have come out to Cassell for the first two games this year and the Highlanders can expect another raucous crowd for the New River Valley showdown on Monday night.

## COACHING CONNECTION

- Darris Nichols and Virginia Tech head coach Mike Young go way back. Nichols served as an assistant coach on Young's staff at Wofford for the 2013-14 season and his older brother Shane, who is now an assistant coach at Radford, both played for and coached with Young at Wofford as well.
- Growing up, Nichols also knew Young's family closely. Young's aunt (Joann Lineburg) was his favorite P.E. teacher, his dad (Bob Young) was Nichols' middle school principal, and his cousin (Mark Lineburg) was Nichols' high school principal.

## SHIELD UP!

- When Radford's coaching staff walks out onto the court for a game, spectators will quickly notice something unusual... a literal shield
- Graduate Assistant Justin Cousin carries with him, both during pregame warm-ups and all game, a large shield based off the Captain America character, but with the Radford logo in the middle
- The shield is Radford's version of a "kill's board", something many teams throughout the country travel with them
- A kill is recorded every time the Radford defense makes stops on three consecutive possessions. When that happens, a Radford logo is placed on the shield

## BIG SOUTH PRESEASON POLL

- Radford was picked to finish fourth in the Big South North Division, garnering 83 points
- The Highlanders also picked up three first-place votes, showing just how wide-open the conference is this season
- No individuals on this year's squad were named to the Preseason All-Big South teams

## YOUTHFUL EXUBERANCE

- Radford boasts one of the, if the number one, youngest coaching staff in the nation
- The average age amongst the seven coaches is a mere 30 years old
- Head Coach Darris Nichols is 35 years old and his older brother, Shane Nichols, is the oldest at 37 years old
- Director of Player Development, Safet Kastat, is the youngest at 23 years of age

## NICHOLS BROTHERS: HALL OF FAMERS

- Adding to their growing legacy within the city of Radford, Head Men's Basketball Coach Darris Nichols and his older brother and assistant coach, Shane Nichols, were inducted into the Radford High School Hall of Fame on Saturday, Oct. 2, 2021
- A standout point guard on the Radford boys basketball team, Darris Nichols (Class of 2004) led the Bobcats to four appearances in the Group A tournament and was named the 2004 Timesland Boys Basketball Player of the Year.
- "Darris Nichols is one of the greatest athletes to ever play at RHS," said Radford University Director of Athletics Robert Lineburg, a 2017 inductee of the RHS Hall of Fame. "He is certainly in the conversation as the best basketball player to ever play for the Bobcats. But what's more important, is he's a Hall of Fame person. His character is beyond reproach and his leadership ability is evident in all he does."
- Shane Nichols (Class of 2002) scored 1,903 points in his career as a Bobcat and was a two-time All-Timesland First Team selection as well as a two-time All-Group A First Team pick.
- "Shane was an outstanding player for us at Wofford and I am thankful we had the opportunity to give him his start in coaching," said current Virginia Tech Head Men's Basketball Coach Mike Young, a 2015 RHS Hall of Fame inductee. "His athletic superlatives and accomplishments are well documented, but those pale in comparison to his qualities as a man, a husband and a father. As is often the case, look no further than his folks, Donna and Bill Nichols, for shining examples of what parenting looks like."

## PRIMETIME PERFORMERS

- Radford will have four opportunities to be selected for the Big South ESPNU Wildcard game this season
- Radford boasts an 8-2 record when playing in the ESPNU Wildcard games
- The Highlanders have hosted six of their 10 ESPNU Wildcard match-ups thus far
- Radford won its last matchup on ESPNU on Jan. 4

against Hampton in a 79-66 contest.

## ANTI-RACISM PATCH

- With the social justice issues that have been a topic of 2020, Radford sports an anti-racism patch on their white and red uniforms.
- The team has made the decision to keep the Anti-Racism patch on its uniforms for the 2021-22 season as well
- Chyree Walker: "Being anti-racist is based on a conscious effort and action to provide equitable opportunities for all people on an individual and system level."

## JAVONTE GREEN: RADFORD LEGEND

- Former Radford men's basketball star and current NBA player with the Chicago Bulls, Javonte Green, will have his jersey retired at the Radford-Eastern Kentucky game at the Dedmon Center on Sunday, Nov. 28. Green will make the trip to the New River Valley and be in attendance for the 4:30 p.m. tip.
- A member of the Radford program from 2011-15, Green ranks first in program history for career games played (133) and career steals (243) while also ranking second for career points scored (1,911), career field goals made (701), and career rebounds (1,064).
- The Petersburg, Va. native was an All-Big South Conference selection in each of his four years as a Highlander and was named Big South Defensive Player of the Year in 2014-15. After earning a bachelor's degree from Radford University, he went on to play professionally overseas with stops in Spain, Italy, and Germany.
- In 2019, Green became the first player in program history to sign a contract with an NBA organization when he inked a two-year deal with the Boston Celtics. During the 2020-21 season, he was traded to the Chicago Bulls, re-signed with them in the summer of 2021, and has already become a fan favorite in the Windy City with his energy, defense, and electric slam dunks.

## RADFORD'S HIGH-MAJOR/POWER 5 VICTORIES

- |            |                  |                |
|------------|------------------|----------------|
| 3/19/2014  | at Oregon State  | W, 96-92       |
| 12/7/2014  | at Virginia Tech | W, 68-66       |
| 11/14/2015 | at Georgetown    | W, 82-80 (2ot) |
| 11/24/2015 | at Penn State    | W, 86-74       |
| 11/14/2018 | at Notre Dame    | W, 63-60       |
| 11/30/2018 | at No. 17 Texas  | W, 62-59       |
| 11/19/2019 | at Northwestern  | W, 67-56       |

## NIT CANCELLED

- Following the 2020-21 season, the Radford Men's Basketball program was awarded its first-ever bid to the National Invitation Tournament (NIT). Unfortunately, the tournament was never played due to the ongoing pandemic
- It would've marked Radford's sixth postseason tournament appearance in program history and first major postseason tournament bid since the 2018 NCAA Tournament





## DARRIS NICHOLS

HEAD COACH - 1st SEASON

### CAREER RECORDS

Overall Record (All Games): 1-1  
 Big South Games (regular season): 0-0  
 Big South Tournament: 0-0  
 At the Dedmon Center: 1-0  
 On The Road: 0-1  
 Neutral Site Games: 0-0

### BIO INFORMATION

Hometown: Radford, Va.  
 Wife: Courtnie Nichols  
 Education: West Virginia ('14)

### FULL BIO

Darris Nichols was named Radford University's eighth men's basketball head coach on April 21, 2021. A Radford, Va., native, Nichols has spent the last six seasons as an assistant coach at the University of Florida.

"Darris Nichols is a star," Lineburg said. "He was an outstanding student-athlete at Radford High School and at West Virginia University. He has climbed the ranks as an assistant coach all the way to the University of Florida in the SEC. At each stop, he has made a tremendous impact. He has played for and worked with some of America's best basketball coaches, which is so important. He is prepared and ready for this moment, and we are thrilled to welcome him home."

"With additional coaching experience at Northern Kentucky, Louisiana Tech and now Florida, Darris has made his mark on both the players he has coached and the programs he has been a part of. His success speaks for itself." President Dr. Brian O Hemphill stated. "What makes Darris unique is his story. As one of ESPN's top 40 coaches under 40, his story is one of hard work and persistence with a continued focus on family. He is someone who never lost sight of where he came from and the Nichols family values, which were instilled in him at an early age."

While at Florida he helped coach the Gators to a 123-75 record that included four straight 20-win seasons. Nichols and the Gators also tallied four straight NCAA Tournament bids.

The 2016-17 season was one of the best, while Nichols was at UF. Florida earned a 27-9 record and reached the Elite Eight of the NCAA Tournament. The Gators finished second in the SEC with a 14-4 record, matching the second-most conference wins in team history. Florida climbed as high as 12th nationally in both the AP and coaches polls and hit No. 3 in RPI and KenPom rankings.

Nichols, a member of Coaches 4 Change, garnered a spot in ESPN.com's 40 Under 40 in the summer of 2020,

rated #17 on the national list that included both head coaches and assistant coaches. He was also rated the #2 assistant coach in the SEC in a Stadium poll of coaches around the league. He has coached three future NBA players at Florida in Dorian Finney-Smith, Devin Robinson and Chris Chiozza.

Prior to his six-year (2015-21) stint at Florida, he was an assistant at Louisiana Tech coaching under Mike White during the 2014-15 season. He helped guide Louisiana Tech to the 2015 Conference USA championship as guard Kenneth "Speedy" Smith garnered C-USA Player of the Year and AP All-American honors. The Bulldogs went 27-9 on the season and advanced to the NIT quarterfinals. The 2014-15 season also produced a 15-3 conference mark and a perfect 17-0 home record.

In one season at Wofford (2013-14), Nichols helped guide the Terriers, who were picked to finish sixth in the league by the coaches, to a 20-win season and a Southern Conference Tournament championship, earning an automatic bid to the NCAA Tournament. In that NCAA Tournament game, Nichols was on the opposite bench from his former head coach, as Beilein's Michigan team topped the 15-seed Wofford. The Terriers finished 20-13, including 11-5 on the SoCon.

Prior to joining Wofford, he spent two seasons as an assistant coach at Northern Kentucky where he helped transition the Norse from Division II to Division I. In 2012-13, Nichols was the defensive coordinator, and the squad ranked second in the Atlantic Sun in scoring defense, while also being two wins shy of tying the record for most ever by a Division I transitional team. In the process, Nichols developed Eshaunte Jones who was named Atlantic Sun all-conference first team. The team finished with an 11-16 mark, including 9-9 in the A-Sun.

In his first year at Northern Kentucky, the team went 23-7, tying the school record for best start in school history (13-0) along the way and participated in the Division II Tournament. The guards, coached by Nichols, led the GLVC conference in 3-point field goal percentage and 3-point field goals made.

Nichols shined as a player in the Big East. A four-year letterwinner at West Virginia under Bob Huggins and John Beilein, Nichols helped the Mountaineers to a 26-11 record and a trip to the 2008 NCAA Sweet 16 his senior season. He scored 993 career points and dished 399 assists, while shooting at a .375 clip from 3-point range. He averaged 10.7 points per game, as well as 3.2 assists per game, as a senior on the way to WVU's Sweet 16 run. He was also a member of the 2007 NIT Championship, 2006 Sweet 16 and 2005 Elite Eight teams and finished his collegiate career as a top five most winningest player in Mountaineer history.

As a junior in 2007, Nichols dished out 4.6 assists per contest and averaged 10.9 points per game as WVU posted a 27-9 record. He led the Big East in assist-to-turnover ratio and was named to the NIT All-Tournament Team. The team reached the NIT final thanks to Nichols' game-winning 3-pointer in the semifinals versus Mississippi State.

Nichols was also twice a recipient of the Big East Academic All-Star and Sportsmanship Award and earned the 2008 Fred Schaus Captain Award for WVU intercollegiate athletics.

After graduation, he played professionally overseas with Atomeromu SE Paks of the Hungarian League's A Division. He returned to his alma mater for one season, working with the basketball staff throughout the season and coordinating summer basketball camps.

Nichols earned his bachelor's degree from West Virginia University in sociology and is married to the former Courtnie McKinney.

### WHAT THEY'RE SAYING ABOUT DARRIS NICHOLS....

"Darris is many things. A former great player, a leader, a great teammate, an old soul, a consistent grinder, an ethical worker, a commanding presence on the court and an awesome human being. It's a big-time hire by Radford! He's more than ready to come home."

– Mike White, Florida Men's Basketball Head Coach

"Congratulations to Darris. I'm extremely proud of him. I've always known he was going to be a head coach, basically when he knew all the sets better than I did. I want to wish him good luck, and I'm hoping he'll come to Morgantown and see us, along with his team."

– Bob Huggins, West Virginia Men's Basketball Head Coach

Darris Nichols is a lot of things. He is a wonderful man. He is an excellent basketball coach and will be a terrific ambassador, not only for Radford University basketball but for Radford University as a whole. I've known Darris for many years. I've had the opportunity to work with him back in 2014. His mother and father are exceptional people. I know he's thrilled to have the opportunity to be a Division I men's basketball head coach and do it in a city that he's very familiar with. I'm happy for him and for Radford University. He's going to do an excellent job, and I look forward to following his progress."

– Mike Young, Virginia Tech Men's Basketball Head Coach

"Darris Nichols is a rising star in the world of coaching college basketball. We have remained in close contact from the time he played for us at WVU. He has always had a thirst to learn the game and was one of the smartest players I ever coached. His recruiting skills are exceptional, and he will bring the right people to Radford. Darris really knows the game and how to develop talent too. Student-athletes will love playing for him as well. This is a great match for both Radford University and Darris, and I look forward to following all his success in the years to come."

– John Beilein, Former Richmond, WVU, Michigan, and Cleveland Cavaliers Basketball Head Coach





# DARRIS NICHOLS COACHING HISTORY

# ON THE BENCH

## DARRIS NICHOLS YEAR-BY-YEAR SEASON TOTALS

Season	School	Overall	Conference	Role	Postseason
2011-12	Northern Kentucky			Assistant Coach	
2012-13	Northern Kentucky			Assistant Coach	
2013-14	Wofford			Assistant Coach	
2014-15	Louisiana Tech			Assistant Coach	
2015-16	Florida			Assistant Coach	
2016-17	Florida			Assistant Coach	
2017-18	Florida			Assistant Coach	
2018-19	Florida			Assistant Coach	
2019-20	Florida			Assistant Coach	
2020-21	Florida			Assistant Coach	
2021-22	Radford	1-1	0-0	Head Coach	
<b>Overall</b>		<b>1-1</b>	<b>0-0</b>		



### SHANE NICHOLS

Assistant Coach  
First Season

- Older brother of Darris Nichols and also a native of Radford, Va./Radford HS grad
- Was an assistant coach at Murray state from 2015-2021
- Helped the Racers win three straight OVC regular season titles (2017-18, 2018-19, 2019-20) and two OVC Tournament titles (2017-18, 2018-19)

- Coached current star for the Memphis Grizzlies, Ja Morant
- Was inducted into the Radford High School Hall of Fame with his brother, Darris, on October 2, 2021
- Played college basketball at Wofford



### TIM PEETE

Assistant Coach  
First Season

- Was an assistant coach at Missouri Western State University for the 2020-21 season
- Worked as the Director of Player Development for Wes Miller at UICG in 2019-20
- Spent 2018-19 at Cipola College as an assistant coach
- Played college ball at Tulsa, where he played 129

career games and graduated with a degree in business management in 2014



### JAMES HARING

Assistant Coach  
First Season

- Was most recently the Director of Basketball Operations at Dayton from 2019-2021
- Served as the Coordinator of Basketball Operations at Jacksonville State from 2017-2019
- Was a four-year team manager for Bob Huggin's West Virginia Mountaineers

- Graduated from WVU in 2014 with a degree in sport management



### JAREN MARINO

Director of Operations  
Fourth Season

- Fourth season at Radford
- Promoted from volunteer to primary DOBO after 2018-19 season
- Was in charge of the strength and condition program and prepared scouting reports for games at Louisburg College
- Also helped with player development and assisted in

travel coordination

- Played at West Virginia Tech from 2011 to 2015 where he was named All-Conference twice



### SAFET KASTRAT

Dir. of Player Development  
First Season

- Was a special assistant to the head coach at Rider University under Head Coach Kevin Baggett for the last two years
- Also coached boys' basketball at the Hun School of Princeton in Princeton, N.J.



### JUSTIN COUSIN

Graduate Manager  
First Season

- Played at Radford from 2013-18 and ranks seventh in program history with 127 games played
- Is the son of former Radford men's basketball player Rod Cousin
- Played professionally in New Zealand after graduating from Radford University





# 2021-22 TEAM STAT RANKS

3-pt Field Goal Attempts (346 ranked)	134	6	42	Oral Roberts	82	Longwood	68
Assist Turnover Ratio (346 ranked)	273	10	0.69	Drexel	12.00	Hampton	2.38
Assists Per Game (346 ranked)	247	9	11.0	James Madison	39.0	Hampton	31.0
Blocked Shots Per Game (337 ranked)	240	11	2.0	VCU	12.0	Campbell High Point	6.5 6.5
Defensive Rebounds per Game (346 ranked)	263	11	23.50	UC Santa Barbara	53.00	Hampton	35.00
Fewest Fouls (346 ranked)	302	11	40	Arkansas	6	Winthrop	15
Fewest Turnovers (346 ranked)	293	11	32	Drexel	2	N.C. A&T	5
Field-Goal Percentage (346 ranked)	134	5	46.8	St. John's (NY)	69.2	Winthrop	59.1
Field-Goal Percentage Defense (346 ranked)	249	10	45.2	Liberty	20.8	Hampton	27.7
Free Throw Attempts (346 ranked)	191	8	26	South Carolina St.	74	Charleston So.	57
Free Throws Made (343 ranked)	197	9	17	Southern Utah	51	Charleston So.	39
Free-Throw Percentage (346 ranked)	237	8	65.4	5 teams tied	100.0	Winthrop	76.0
Offensive Rebounds Per Game (346 ranked)	232	9	9.00	Florida St.	24.00	Longwood	18.50
Personal Fouls Per Game (345 ranked)	264	9	20.0	Arkansas	6.0	Campbell	11.5
Rebound Margin (345 ranked)	182	8	2.0	UC Santa Barbara	38.0	Winthrop	17.0
Scoring Defense (346 ranked)	212	6	72.5	Liberty	24.0	Hampton	51.0
Scoring Margin (346 ranked)	240	9	-4.5	James Madison	95.0	Hampton	50.0
Scoring Offense (346 ranked)	232	8	68.0	James Madison	135.0	Winthrop	110.0
Steals Per Game (343 ranked)	108	3	8.5	Morgan St. James Madison	21.0 21.0	Hampton	16.0
Three Pt FG Defense (344 ranked)	258	8	37.0	Montana	5.0	Gardner-Webb	8.0
Three-Point Field Goals Per Game (344 ranked)	115	7	8.5	Loyola Chicago	20.0	UNC Asheville	13.5
Three-Point Field-Goal Percentage (346 ranked)	60	4	40.5	UConn	61.5	Winthrop	50.0
Total 3-point FGM (344 ranked)	68	5	17	Furman VMI	34 34	UNC Asheville	27
Total Assists (346 ranked)	169	8	22	Saint Louis	61	Longwood	37
Total Blocks (316 ranked)	198	9	4	Rhode Island	22	Campbell High Point	13 13
Total Rebounds (346 ranked)	163	7	65	Saint Louis	139	Charleston So.	97
Total Rebounds Per Game (346 ranked)	268	11	32.50	UC Santa Barbara	65.00	Hampton	49.00
Total Steals (344 ranked)	68	1	17	Morgan St.	42	Radford	17
Turnover Margin (324 ranked)	242	9	-3.0	Morgan St.	22.5	N.C. A&T	13.0
Turnovers Forced (344 ranked)	211	8	13.00	Morgan St.	38.00	Hampton	21.00
Turnovers Per Game (346 ranked)	257	10	16.0	Drexel	2.0	N.C. A&T	5.0
Won-Lost Percentage (250 ranked)	163	4	50.0	162 teams tied	100.0	Campbell Hampton Winthrop	100.0 100.0 100.0

## GAME-BY-GAME STARTERS

OPPONENT	1	2	3	4	5
Emory & Henry	Xavier Lipscomb	Josiah Jeffers	Bryan Hart	Rashun Williams	Lewis Djonkam
at Virginia	Xavier Lipscomb	Josiah Jeffers	Bryan Hart	Rashun Williams	Lewis Djonkam
at Virginia Tech					
at Furman					
vs. Navy					
William & Mary					
Eastern Kentucky					
Kentucky Christian					
at West Virginia					
at James Madison					
at George Washington					
at Davidson					
at Akron					
at UMBC					
Averett					
at USC Upstate					
North Carolina A&T					
Longwood					
at Campbell					
Hampton					
UNC Asheville					
at High Point					
at Gardner-Webb					
Charleston Southern					
Presbyterian					
at Winthrop					
at Hampton					
Campbell					
High Point					
at Longwood					





# 2021-22 INDIVIDUAL STAT RANKS

Statistic	Player	National Rank	Conference Rank	Value	National Leader	Value	Conference Leader	Value
3-pt Field Goal Attempts (298 ranked)	Rashun Williams	244	13	10	Shawn Williams, Ark.-Pine Bluff	24	Rayshon Harrison, Presbyterian	18
Assist Turnover Ratio (319 ranked)	Xavier Lipscomb	135	8	3.00	Sherwyn Devonish, Morgan St.	15.00	Jordan Perkins, Longwood	10.00
Assists Per Game (300 ranked)					Sahvir Wheeler, Kentucky	11.0	Russell Dean, Hampton	8.0
					Jordan Hall, Saint Joseph's	11.0		
					Andrew Taylor, Marshall	11.0		
Blocked Shots Per Game (281 ranked)	Rashun Williams	281	10	1.00	Chet Holmgren, Gonzaga	7.00	Jesus Carralero, Campbell	3.00
					Osun Osunniyi, St. Bonaventure	7.00	Drew Pember, UNC Asheville	3.00
Defensive Rebounds per Game (331 ranked)					Baylor Scheierman, South Dakota St.	16.00	Marcus Watson, N.C. A&T	8.00
							D'Maurian Williams, Gardner-Webb	8.00
Double Doubles (11 ranked)					10 players tied		26 players tied	1
Field-Goal Percentage (347 ranked)					12 players tied		100.0	Leslie Nkereuwem, Longwood
Free Throw Attempts (248 ranked)	Josiah Jeffers	248	7	8	Tanner Holden, Wright St.	25	Kalib Clinton, Charleston So.	17
Free Throws Made (236 ranked)					Tanner Holden, Wright St.	19	Kalib Clinton, Charleston So.	13
					Dayvion McKnight, Western Ky.	19		
Free-Throw Percentage (349 ranked)	Shaquan Jules	235	6	83.3	148 players tied	100.0	Cory Hightower, Winthrop	100.0
							Bryce Earle, Hampton	100.0
Minutes Per Game (350 ranked)					Zach Cooks, Hofstra	45.00	Rayshon Harrison, Presbyterian	39:32
Offensive Rebounds Per Game (305 ranked)					Oscar Tshiebwe, Kentucky	11.00	Justin Whatley, N.C. A&T	5.00
Points Per Game (334 ranked)					Jeenathan Williams, Buffalo	32.0	D.J. Burns Jr., Winthrop	30.0
					KJ Williams, Murray St.	32.0		
Rebounds Per Game (302 ranked)					Oscar Tshiebwe, Kentucky	20.0	Dajour Dickens, Hampton	11.0
							Zion Williams, Gardner-Webb	11.0
Steals Per Game (207 ranked)	Josiah Jeffers	54	4	3.00	JD Notae, Arkansas	7.00	Russell Dean, Hampton	4.00
	Xavier Lipscomb	207	7	2.00			Amir Nesbitt, Hampton	4.00
							Justin Whatley, N.C. A&T	4.00
Three-Point Field Goals Per Game (318 ranked)	Bryan Hart	318	10	2.00	5 players tied	6.00	Marquis Godwin, Hampton	5.00
	Rashun Williams	318	10	2.00				
Three-Point Field-Goal Percentage (316 ranked)					12 players tied	100.0	Cory Hightower, Winthrop	75.0
Total 3-point FGM (211 ranked)	Bryan Hart	211	8	4	Jason Roche, The Citadel	12	Deontaye Buskey, Charleston So.	8
	Rashun Williams	211	8	4			John-Michael Wright, High Point	8
Total Assists (241 ranked)	Xavier Lipscomb	241	12	6	Yuri Collins, Saint Louis	28	John-Michael Wright, High Point	15
Total Blocks (215 ranked)	Rashun Williams	215	6	2	Trayce Jackson-Davis, Indiana	10	Jesus Carralero, Campbell	6
					Christian Koloko, Arizona	10	Drew Pember, UNC Asheville	6
Total Field Goal Attempts (312 ranked)					Savion Flagg, Sam Houston	42	Rayshon Harrison, Presbyterian	39
Total Field Goals Made (335 ranked)					Alondes Williams, Wake Forest	22	Rayshon Harrison, Presbyterian	16
							John-Michael Wright, High Point	16
Total Minutes (350 ranked)					Nendah Tarke, Coppin St.	100:49	Rayshon Harrison, Presbyterian	79:05
Total Points (320 ranked)					Antonio Reeves, Illinois St.	61	John-Michael Wright, High Point	46
Total Rebounds (289 ranked)					Oscar Tshiebwe, Kentucky	40	Winston Hill, Presbyterian	19
Total Steals (242 ranked)	Josiah Jeffers	26	1	6	Jacob Gilyard, Richmond	11	Josiah Jeffers, Radford	6
	Xavier Lipscomb	122	4	4	Kedrian Johnson, West Virginia	11	Sean Price, Charleston So.	6
					Nendah Tarke, Coppin St.	11		
Triple Doubles (1 ranked)					Mike Meadows, Portland	1		
					Wendell Moore Jr., Duke	1		

## 2020-21 BIG SOUTH STANDINGS (FINAL STANDINGS)

## WEEKLY HONORS

TEAM	BSC	Pct.	ALL	Pct.	H	A	N	Streak
Winthrop	17-1	0.944	20-1	0.952	8-1	10-0	2-0	W4
<b>Radford</b>	<b>12-6</b>	<b>0.667</b>	<b>14-11</b>	<b>0.560</b>	<b>8-4</b>	<b>6-6</b>	<b>0-1</b>	<b>W1</b>
Campbell	11-6	0.647	15-9	0.625	8-3	5-6	2-0	W7
UNC Asheville	9-5	0.643	10-9	0.526	6-3	4-6	0-0	W1
Longwood	10-10	0.500	11-15	0.423	8-5	3-10	0-0	L1
Gardner-Webb	10-10	0.500	11-14	0.440	7-4	4-10	0-0	W3
Hampton	9-9	0.500	11-13	0.458	5-7	6-6	0-0	W2
High Point	6-11	0.353	9-14	0.391	5-5	4-9	0-0	W1
USC Upstate	5-11	0.313	5-17	0.227	3-8	2-9	0-0	L1
Presbyterian	5-12	0.294	7-14	0.333	5-6	2-8	0-0	L2
Charleston Southern	2-15	0.118	3-18	0.143	1-9	2-8	0-1	W1

N/A



# THE LAST TIME...

## LAST TIME RADFORD...

<b>Won by 20-29:</b>	vs. Mount Aloysius (74-51) (2/24/21)
<b>Won by 30-39:</b>	vs. USC Upstate (102-66) (2/5/21)
<b>Won by 40+:</b>	vs. Mars Hill (98-50) (12/9/20)
<b>Won by 50+:</b>	vs. Bridgewater College (91-40) (11/12/19)
<b>Lost by 20-29:</b>	at #25 Virginia (73-52) (11/12/21)
<b>Lost by 30-39:</b>	at UNCW (64-100) (12/17/16)
<b>Lost by 40+:</b>	at North Carolina (50-95) (12/4/16)
<b>Won a 1-point game:</b>	vs. JMU (69-68) (11/25/17)
<b>Lost a 1-point game:</b>	at Charleston Southern (52-53) (2/16/19)
<b>Won in OT:</b>	at Campbell (97-91 - 30T) (1/19/21)
<b>Won in OT at home:</b>	vs. Charleston Southern (77-74) (2/1/20)
<b>Won in OT on the road:</b>	at Campbell (97-91 - 30T) (1/19/21)
<b>Won in OT at neutral site:</b>	vs. UC Davis (72-62, OT) (12/23/17) Las Vegas, Nev.
<b>Lost in OT:</b>	at UNC Asheville (68-76) (1/24/21)
<b>Lost in OT at home:</b>	vs. Charleston Southern (81-84) (1/27/18)
<b>Lost in OT on the road:</b>	at UNC Asheville (68-76) (1/24/21)
<b>Lost in OT at neutral site:</b>	Winthrop (58-60, OT) (3/5/13) Conway, S.C.
<b>Played in multiple OTs:</b>	at Campbell (97-91 - 30T) (1/19/21)
<b>Scored less than 50:</b>	vs. Gardner-Webb (49-77) (2/18/21)
<b>Scored less than 40:</b>	at Clemson (38-70) (11/30/1998)
<b>Allowed less than 50:</b>	Charleston So. (68-48) (1/10/21)

<b>Scored 90-99:</b>	at Campbell (97-91 - 30T) (1/19/21)
<b>Scored 100+:</b>	vs. USC Upstate (102-66) (2/5/21)
<b>Allowed 100+:</b>	at UNCW (64-100) (12/17/16)
<b>Won when scoring &lt;50:</b>	at Winthrop (47-46, OT) (1/18/88)
<b>Lost when scoring 75+:</b>	Hampton (78-86) (3/6/20)
<b>Scored 50+ in first half:</b>	vs. USC Upstate (50) (2/5/21)
<b>Scored 50+ in second half:</b>	vs. USC Upstate (52) (2/5/21)
<b>Overcame double-digit deficit:</b>	(16 points) at Campbell (97-91)(1/19/21)
<b>Held 10+ lead and lost:</b>	(17) at UNC Asheville (68-76)(1/24/21)
<b>2+ players with 20+ points:</b>	at Maryland (12/29/18) Travis Fields Jr. (22) and Carlík Jones (20)
<b>5+ players in double figures:</b>	at Campbell (1/19/21) Jeffers (15), Walker (10), Mangum (16), Ali (12), Djonkam (15), Jules (14)
<b>Shot .500-.599 from field:</b>	vs. Mount Aloysius (.529, 27-51) (2/24/21)
<b>Shot .600+ from field:</b>	at Presbyterian (.605, 26-43) (12/30/20)
<b>Shot under .300 from field:</b>	vs. GWU (.298, 14-47) (2/18/21)
<b>Did not make a 3-pointer:</b>	Emory & Henry (0-15) (11/3/10)
<b>Made 15+ 3-pointers:</b>	Mississippi State (15) (12/18/19)
<b>Made 25+ free throws:</b>	Longwood (29) (1/5/19)
<b>Corralled 50+ rebounds:</b>	vs. Mars Hill (50) (12/9/20)
<b>Had 20+ assists:</b>	vs. Mars Hill (25) (12/9/20)
<b>Had 12+ steals:</b>	at Winthrop (16) (1/3/18)
<b>Blocked 10+ shots:</b>	Siena (10) (12/19/14)
<b>Committed 20+ turnovers:</b>	at UNC Asheville (23) (1/24/21)

<b>Committed &lt; 10 turnovers:</b>	vs. USC Upstate (9) (2/5/21)
<b>Forced 20+ turnovers:</b>	vs. Bridgewater College (22) (11/12/19)
<b>Led from tip to final horn:</b>	vs. Hampton (67-52) (3/1/21)
<b>Defeated a ranked opponent:</b>	at #17 Texas (62-59) (11/30/18)
<b>Won 10-14 in a row:</b>	10 wins (2019-20) (1/25/20-2/29/20)
<b>Won 15+ in a row:</b>	19 wins (1978-79) (12/8/78-2/1/79)

## LAST TIME A RADFORD PLAYER...

<b>Scored 30+:</b>	Carlík Jones (33) vs. Hampton (3/6/20)
<b>Scored 20-29:</b>	Fah'Mir Ali (20) at Charleston Southern (1/10/21)
<b>Posted a double-double:</b>	Shaquan Jules (15 pts, 10 reb) vs. Hampton (3/1/21)
<b>Led team in pts, rebs, asts:</b>	Carlík Jones (20, 10r, 3a) vs. Winthrop (1/20/20)
<b>Made 10+ field goals:</b>	Carlík Jones (13-of-20) vs. Charleston Southern (2/1/20)
<b>Made 5+ 3-pointers:</b>	Quinton Morton-Robertson (5) vs. USC Upstate (2/5/21)
<b>Made 10+ free throws:</b>	Carlík Jones (10) vs. High Point (1/4/20)
<b>Had 15+ rebounds:</b>	Ed Polite Jr. (15) at Charleston Southern (2/16/19)
<b>Had 10-14 rebounds:</b>	Shaquan Jules (10) vs. Hampton (3/1/21)
<b>Shot 100% from FT line:</b>	Carlík Jones (10-for-10) (min. 10 attempts) High Point (1/4/19)
<b>Shot 100% from field:</b>	Shaquan Jules (7-for-7) (min. 5 attempts) vs. Mount Aloysius (2/24/21)
<b>Had 8+ assists:</b>	Fah'Mir Ali (8) vs. Mount Aloysius (2/24/21)
<b>Had 5+ steals:</b>	Xavier Lipscomb (5) vs. Winthrop (2/12/20)
<b>Had 4+ blocks:</b>	Mawdo Sallah (4) vs. Davis & Elkins (11/6/18)
<b>Hit a GW buzzer-beater:</b>	Carlík Jones 3-pointer (101-98) at Hampton (2/7/19)







# SEASON BREAKDOWN

## RADFORD'S RECORD WHEN...

Overall	21-22
Big South	1-1
At home	0-0
On the road	1-0
At neutral sites	0-1
After a win	0-0
After a loss	0-1
In overtime	0-0
vs. ranked opponents	0-0
Winning the opening tip	0-1
Losing the opening tip	1-0
Decided by 3 points or less	0-1
Decided by 4-5 points	0-0
Decided by 6-10 points	0-0
Decided by 11-20 points	0-0
Decided by 21+ points	1-0
Leading at half	0-1
Tied at half	1-0
Trailing at half	0-0
RAD shoots 40% or better	0-1
RAD shoots less than 40%	1-0
RAD out-shoots opponent	0-1
Opp. out-shoots RAD	1-1
Opp. shoots 40% or better	0-0
Opp. shoots less than 40%	1-0
RAD out-rebounds opponent	0-1
Opp. out-rebounds RAD	1-0
Rebounds are tied	0-0
RAD has more FT attempts	1-0
Opp. has more FT attempts	0-1
RAD makes more 3-pointers	1-0
Opp. makes more 3-pointers	0-1
RAD wins turnover battle	0-0
Opp. wins turnover battle	1-1
Turnovers are tied	0-0
RAD scores 100+	0-0
RAD scores 80-99 points	1-0
RAD scores 70-79 points	0-0
RAD scores 60-69 points	0-0
RAD scores 50-59 points	0-1
RAD scores < 50 points	0-0
Opp. scores > 99 points	0-0
Opp. scores 80-99 points	0-0
Opp. scores 70-79 points	1-1
Opp. scores 60-69 points	0-0
Opp. scores 50-59 points	0-0
Opp. scores < 50 points	0-0
Playing on Monday	0-0
Playing on Tuesday	1-0
Playing on Wednesday	0-0
Playing on Thursday	0-0
Playing on Friday	0-1
Playing on Saturday	0-0
Playing on Sunday	0-0
In November	1-1
In December	0-0
In January	0-0
In February	0-0
In March	0-0
Playing during the day	0-0
Playing at night	1-1
Wearing White	1-0
Wearing Red	0-1
Wearing Gray	0-0

### Starting Lineups (listed in order of positions, 1-5)

**W-L**  
1-1 | Lipscomb, Jeffers, Hart, Williams, Djonkam

### Margin of Victory/Defeat

	<b>1</b>	<b>2</b>	<b>3</b>	<b>4</b>	<b>5</b>	<b>6</b>	<b>7</b>	<b>8</b>	<b>9</b>	<b>10</b>	<b>11-15</b>	<b>16-19</b>	<b>20-24</b>	<b>25+</b>
Wins	-	-	-	-	-	-	-	-	-	-	1	-	-	-
Losses	-	-	-	-	-	-	-	-	-	-	-	-	1	-

### Most First Half Points

Radford	vs. E&H, 45	Nov. 9, 2021
Opponents	#25 Virginia, 41	Nov. 12, 2021

### Most Second Half Points

Radford	vs. E&H, 39	Nov. 9, 2021
Opponents	E&H, 43	Nov. 9, 2021

### Fewest First Half Points

Radford	at #25 Virginia, 21	Nov. 12, 2021
Opponents	E&H, 29	Nov. 9, 2021

### Fewest Second Half Points

Radford	at #25 Virginia, 31	Nov. 12, 2021
Opponents	#25 Virginia, 32	Nov. 12, 2021

### Largest Halftime Lead

Radford	vs. E&H, 16	Nov. 9, 2021
Opponents	#25 Virginia, 20	Nov. 12, 2021

### Largest Margin of Victory

Radford	vs. E&H, 12	Nov. 9, 2021
Opponents	#25 Virginia, 21	Nov. 12, 2021

## MISCELLANEOUS

### How 1st Points Were Scored

Layup	-
3-pointer	2
Jumper	-
Dunk	-
Free Throw	-
Tip-in	-

### Scored RAD's 1st Points

Bryan Hart	2
------------	---

### First Off RAD Bench ^

Cam McNeil	1
Shaq Jules	1

^Includes multiple players per game

### Points Leaders ^

Cam McNeil	1
Bryan Hart	1

^Includes multiple players per game

### Rebounds Leaders ^

Shaq Jules	1
Chyree Walker	1

^Includes multiple players per game

### Assists Leaders ^

Xavier Lipscomb	1
Josiah Jeffers	1

^Includes multiple players per game

### Steals Leaders

Xavier Lipscomb	1
Josiah Jeffers	1

### Blocks Leaders ^

Rashun Williams	2
Lewis Djonkam	1
Bryan Hart	1

^Includes multiple players per game

### 10+ Points ^

Bryan Hart	2
Cam McNeil	1
Rashun Williams	1
Dravon Mangum	1
Josiah Jeffers	1
Shaq Jules	1

^Includes multiple players per game

### 20+ Points

-	-
---	---

### 30+ Points

-	-
---	---

### 10+ Rebounds

-	-
---	---

### 15+ Rebounds

-	-
---	---

### 20+ Rebounds

-	-
---	---

### 5+ Assists

-	-
---	---

### 10+ Assists

-	-
---	---

### 5+ Steals

-	-
---	---

### 5+ Blocks

-	-
---	---

### Double-Doubles Sea Car

-	-
---	---

### Games Started Sea Car

Xavier Lipscomb	2	19
Josiah Jeffers	2	9
Bryan Hart	2	27
Rashun Williams	2	9
Lewis Djonkam	2	34

\*Starts only at Radford





# 2021-22 COMBINED STATS

### Game Records

Record	Overall	Home	Away	Neutral
ALL GAMES	1-1	1-0	0-1	0-0
CONFERENCE	0-0	0-0	0-0	0-0
NON-CONFERENCE	1-1	1-0	0-1	0-0

### Score by Periods

Team	1st	2nd	OT	TOT
Radford	66	70	0	136
Opponents	70	75	0	145

### Team Box Score

No.	Player				Total		3-Point		F-Throw		Rebounds											
		GP-GS	MIN	AVG	FG-FGA	FG%	3FG-3FGA	3FG%	FT-FTA	FT%	OFF	DEF	TOT	AVG	PF	DQ	A	TO	BLK	STL	PTS	AVG
15	HART, Bryan	2-2	46:41	23.3	8-14	.571	4-8	.500	2-2	1.000	0	3	3	1.5	4	0	3	2	1	2	22	11.0
11	MCNEIL, Camron	2-0	45:01	22.5	8-18	.444	2-7	.286	3-5	.600	0	9	9	4.5	3	0	2	5	0	2	21	10.5
2	JEFFERS, Josiah	2-2	39:08	19.6	7-13	.538	1-3	.333	5-8	.625	2	3	5	2.5	6	0	5	5	0	6	20	10.0
5	WILLIAMS, Rashun	2-2	50:58	25.5	7-16	.438	4-10	.400	0-0	.000	3	4	7	3.5	7	0	2	3	2	0	18	9.0
13	JULES, Shaquan	2-0	33:46	16.9	6-6	1.000	0-0	.000	5-6	.833	3	5	8	4.0	6	0	1	1	0	0	17	8.5
20	MANGUM, Dravon	2-0	38:41	19.3	5-11	.455	3-7	.429	0-0	.000	0	2	2	1.0	2	0	0	2	0	1	13	6.5
24	STAPLETON, Artese	2-0	24:45	12.4	4-4	1.000	2-2	1.000	0-0	.000	0	2	2	1.0	1	0	1	3	0	0	10	5.0
45	LIPSCOMB, Xavier	2-2	44:58	22.5	2-10	.200	1-2	.500	0-0	.000	1	4	5	2.5	0	0	6	2	0	4	5	2.5
14	WALKER, Chryee	2-0	25:31	12.8	2-7	.286	0-2	.000	0-0	.000	3	4	7	3.5	1	0	0	3	0	0	4	2.0
22	DJONKAM, Lewis	2-2	25:14	12.6	2-4	.500	0-0	.000	0-3	.000	2	4	6	3.0	8	0	1	1	1	0	4	2.0
3	JOSEPH, Tai'Reon	2-0	25:17	12.6	0-6	.000	0-1	.000	2-2	1.000	0	2	2	1.0	2	0	1	3	0	2	2	1.0
Team											4 5 9				2							
<b>Total</b>		<b>2</b>	<b>400</b>		<b>51-109</b>	<b>.468</b>	<b>17-42</b>	<b>.405</b>	<b>17-26</b>	<b>.654</b>	<b>18</b>	<b>47</b>	<b>65</b>	<b>32.5</b>	<b>40</b>	<b>0</b>	<b>22</b>	<b>32</b>	<b>4</b>	<b>17</b>	<b>136</b>	<b>68.0</b>
<b>Opponents</b>		<b>2</b>	<b>400</b>		<b>47-104</b>	<b>.452</b>	<b>17-46</b>	<b>.370</b>	<b>34-47</b>	<b>.723</b>	<b>16</b>	<b>45</b>	<b>61</b>	<b>30.5</b>	<b>36</b>	<b>0</b>	<b>29</b>	<b>26</b>	<b>10</b>	<b>20</b>	<b>145</b>	<b>72.5</b>

### Team Statistics

	RAD	OPP
<b>Scoring</b>	<b>136</b>	<b>145</b>
Points per game	68.0	72.5
Scoring margin	-4.5	-
<b>Field goals-att</b>	<b>51-109</b>	<b>47-104</b>
Field goal pct	.468	.452
<b>3 point fg-att</b>	<b>17-42</b>	<b>17-46</b>
3-point FG pct	.405	.370
3-pt FG made per game	8.5	8.5
<b>Free throws-att</b>	<b>17-26</b>	<b>34-47</b>
Free throw pct	.654	.723
F-Throws made per game	8.5	17.0
<b>Rebounds</b>	<b>65</b>	<b>61</b>
Rebounds per game	32.5	30.5
Rebounding margin	+2.0	-
<b>Assists</b>	<b>22</b>	<b>29</b>
Assists per game	11.0	14.5
<b>Turnovers</b>	<b>32</b>	<b>26</b>
Turnovers per game	16.0	13.0
Turnover margin	-3.0	-
Assist/turnover ratio	0.7	1.1
<b>Steals</b>	<b>17</b>	<b>20</b>
Steals per game	8.5	10.0
<b>Blocks</b>	<b>4</b>	<b>10</b>
Blocks per game	2.0	5.0
<b>Winning streak</b>	<b>0</b>	<b>-</b>
Home win streak	1	-
<b>Attendance</b>	<b>1782</b>	<b>13568</b>
Home games-Avg/Game	1-1782	1-13568
Neutral site-Avg/Game	-	0-0

### Team Results

Date	Opponent		Score	Att.
11/09/2021	Emory & Henry	W	84-72	1782
11/12/2021	at Virginia	L	52-73	13568



# TV/RADIO CHART



**0 | ROSHAUN BLACK**  
6-4 | 190 | Jr. | G  
Hollywood, Fla. /  
Seminole State College



**1 | KEISHON PORTER**  
6-4 | 200 | So. | G  
Macclesfield, N.C.  
South West Edgecombe HS



**2 | JOSIAH JEFFERS**  
6-1 | 170 | Sr. | G  
Burlington, N.C.  
The Burlington School



**3 | TAI'REON JOSEPH**  
6-2 | 175 | So. | G  
Baton Rouge, La.  
Austin Peay



**4 | DERRICK JONES, JR.**  
6-6 | 170 | Fr. | G  
Charlottesville, Va.  
Blue Ridge High School



**5 | RASHUN WILLIAMS**  
6-7 | 220 | Jr. | F  
Arlington, Ga.  
South Florida



**10 | JOSHUA WALKER**  
6-7 | 220 | So. | F  
Upper Marlboro, Md.  
Riverdale Baptist HS



**11 | CAMRON MCNEIL**  
6-5 | 185 | So. | G  
Raleigh, N.C.  
Spartanburg Methodist College



**12 | AUSTIN BROWN**  
6-2 | 180 | Sr. | G  
Christiansburg, Va.  
Christiansburg HS



**13 | SHAQUAN JULES**  
6-7 | 235 | Jr. | F  
Orlando, Fla.  
USC Aiken



**14 | CHYREE WALKER**  
6-5 | 200 | R-Sr. | F  
Upper Marlboro, Md.  
Delaware



**15 | BRYAN HART**  
6-1 | 180 | Gr. | G  
Hampton, Va.  
Clayton State



**20 | DRAVON MANGUM**  
6-8 | 200 | R-Jr. | F  
Roxboro, N.C.  
Charlotte



**22 | LEWIS DJONKAM**  
6-9 | 245 | R-Sr. | C  
Springfield, Va.  
VCU




**24 | ARTESE STAPLETON**  
6-2 | 165 | Jr. | G  
Chicago, Ill.  
Lewis University



**45 | XAVIER LIPSCOMB**  
6-2 | 195 | So. | G  
Washington, D.C.  
St. Stephen's & St. Agnes School



**DARRIS NICHOLS**  
Head Coach  
First Year




**SHANE NICHOLS**  
Assistant Coach  
First Year




**TIMOTHY PEETE**  
Assistant Coach  
First Year



**JAMES HARING**  
Assistant Coach  
First Year



**JAREN MARINO**  
Director of  
Operations  
Fifth Year



**SAFET KASTRAT**  
Director of  
Player Development  
First Year



**JUSTIN COUSIN**  
Graduate Assistant  
First Year





**2021-22 Radford Men's Basketball  
Individual Game-by-Game  
All games**

**#2 JEFFERS, Josiah**

Opponent	Date	GS	MIN	Total		3-Pointers		Free throws		Rebounds				PF	A	TO	BLK	STL	PTS	AVG
				FG-FGA	PCT	3FG-3FGA	PCT	FT-FTA	PCT	OFF	DEF	TOT	AVG							
Emory & Henry	11/09/2021	*	23:14	3-5	.600	0-1	.000	5-7	.714	0	2	2	2.0	2	2	3	0	3	11	11.0
at Virginia	11/12/2021	*	15:54	4-8	.500	1-2	.500	0-1	.000	2	1	3	2.5	4	3	2	0	3	9	10.0
<b>Totals</b>		<b>2</b>	<b>39:08</b>	<b>7-13</b>	<b>.538</b>	<b>1-3</b>	<b>.333</b>	<b>5-8</b>	<b>.625</b>	<b>2</b>	<b>3</b>	<b>5</b>	<b>2.5</b>	<b>6</b>	<b>5</b>	<b>5</b>	<b>0</b>	<b>6</b>	<b>20</b>	<b>10.0</b>

**Player Averages**

Games Played	Minutes/game	Points/game	FG Pct	3FG Pct	FT Pct	Rebounds/game	Assists/game	Turnovers/game	Assist/Turnover ratio	Steals/game	Blocks/game
2	19.6	10.0	53.8	33.3	62.5	2.5	2.5	2.5	1.0	3.0	0.0



2021-22 Radford Men's Basketball  
Individual Game-by-Game  
All games

#3 JOSEPH, Tai'Reon

Opponent	Date	GS	MIN	Total		3-Pointers		Free throws		Rebounds				PF	A	TO	BLK	STL	PTS	AVG
				FG-FGA	PCT	3FG-3FGA	PCT	FT-FTA	PCT	OFF	DEF	TOT	AVG							
Emory & Henry	11/09/2021		08:43	0-1	.000	0-0	.000	2-2	1.000	0	0	0	0.0	0	0	1	0	1	2	2.0
at Virginia	11/12/2021		16:34	0-5	.000	0-1	.000	0-0	.000	0	2	2	1.0	2	1	2	0	1	0	1.0
<b>Totals</b>		<b>0</b>	<b>25:17</b>	<b>0-6</b>	<b>.000</b>	<b>0-1</b>	<b>.000</b>	<b>2-2</b>	<b>1.000</b>	<b>0</b>	<b>2</b>	<b>2</b>	<b>1.0</b>	<b>2</b>	<b>1</b>	<b>3</b>	<b>0</b>	<b>2</b>	<b>2</b>	<b>1.0</b>

Player Averages

Games Played	Minutes/game	Points/game	FG Pct	3FG Pct	FT Pct	Rebounds/game	Assists/game	Turnovers/game	Assist/Turnover ratio	Steals/game	Blocks/game
2	12.6	1.0	0.0	0.0	100.0	1.0	0.5	1.5	0.3	1.0	0.0





**2021-22 Radford Men's Basketball  
Individual Game-by-Game  
All games**

**#5 WILLIAMS, Rashun**

Opponent	Date	GS	MIN	Total		3-Pointers		Free throws		Rebounds				PF	A	TO	BLK	STL	PTS	AVG
				FG-FGA	PCT	3FG-3FGA	PCT	FT-FTA	PCT	OFF	DEF	TOT	AVG							
Emory & Henry	11/09/2021	*	26:41	5-8	.625	3-5	.600	0-0	.000	1	3	4	4.0	3	1	2	1	0	13	13.0
at Virginia	11/12/2021	*	24:17	2-8	.250	1-5	.200	0-0	.000	2	1	3	3.5	4	1	1	1	0	5	9.0
<b>Totals</b>		<b>2</b>	<b>50:58</b>	<b>7-16</b>	<b>.438</b>	<b>4-10</b>	<b>.400</b>	<b>0-0</b>	<b>.000</b>	<b>3</b>	<b>4</b>	<b>7</b>	<b>3.5</b>	<b>7</b>	<b>2</b>	<b>3</b>	<b>2</b>	<b>0</b>	<b>18</b>	<b>9.0</b>

**Player Averages**

Games Played	Minutes/game	Points/game	FG Pct	3FG Pct	FT Pct	Rebounds/game	Assists/game	Turnovers/game	Assist/Turnover ratio	Steals/game	Blocks/game
2	25.5	9.0	43.8	40.0	0.0	3.5	1.0	1.5	0.7	0.0	1.0



2021-22 Radford Men's Basketball  
Individual Game-by-Game  
All games

#11 MCNEIL, Camron

Opponent	Date	GS	MIN	Total		3-Pointers		Free throws		Rebounds				PF	A	TO	BLK	STL	PTS	AVG
				FG-FGA	PCT	3FG-3FGA	PCT	FT-FTA	PCT	OFF	DEF	TOT	AVG							
Emory & Henry	11/09/2021		22:19	6-12	.500	2-5	.400	3-5	.600	0	4	4	4.0	3	2	4	0	0	17	17.0
at Virginia	11/12/2021		22:42	2-6	.333	0-2	.000	0-0	.000	0	5	5	4.5	0	0	1	0	2	4	10.5
<b>Totals</b>		<b>0</b>	<b>45:01</b>	<b>8-18</b>	<b>.444</b>	<b>2-7</b>	<b>.286</b>	<b>3-5</b>	<b>.600</b>	<b>0</b>	<b>9</b>	<b>9</b>	<b>4.5</b>	<b>3</b>	<b>2</b>	<b>5</b>	<b>0</b>	<b>2</b>	<b>21</b>	<b>10.5</b>

Player Averages

Games Played	Minutes/game	Points/game	FG Pct	3FG Pct	FT Pct	Rebounds/game	Assists/game	Turnovers/game	Assist/Turnover ratio	Steals/game	Blocks/game
2	22.5	10.5	44.4	28.6	60.0	4.5	1.0	2.5	0.4	1.0	0.0



**2021-22 Radford Men's Basketball  
Individual Game-by-Game  
All games**

**#13 JULES, Shaquan**

Opponent	Date	GS	MIN	Total		3-Pointers		Free throws		Rebounds				PF	A	TO	BLK	STL	PTS	AVG
				FG-FGA	PCT	3FG-3FGA	PCT	FT-FTA	PCT	OFF	DEF	TOT	AVG							
Emory & Henry	11/09/2021		13:56	3-3	1.000	0-0	.000	1-2	.500	3	3	6	6.0	2	1	1	0	0	7	7.0
at Virginia	11/12/2021		19:50	3-3	1.000	0-0	.000	4-4	1.000	0	2	2	4.0	4	0	0	0	0	10	8.5
<b>Totals</b>		<b>0</b>	<b>33:46</b>	<b>6-6</b>	<b>1.000</b>	<b>0-0</b>	<b>.000</b>	<b>5-6</b>	<b>.833</b>	<b>3</b>	<b>5</b>	<b>8</b>	<b>4.0</b>	<b>6</b>	<b>1</b>	<b>1</b>	<b>0</b>	<b>0</b>	<b>17</b>	<b>8.5</b>

**Player Averages**

Games Played	Minutes/game	Points/game	FG Pct	3FG Pct	FT Pct	Rebounds/game	Assists/game	Turnovers/game	Assist/Turnover ratio	Steals/game	Blocks/game
2	16.9	8.5	100.0	0.0	83.3	4.0	0.5	0.5	1.0	0.0	0.0



**2021-22 Radford Men's Basketball  
Individual Game-by-Game  
All games**

**#14 WALKER, Chryee**

Opponent	Date	GS	MIN	Total		3-Pointers		Free throws		Rebounds				PF	A	TO	BLK	STL	PTS	AVG
				FG-FGA	PCT	3FG-3FGA	PCT	FT-FTA	PCT	OFF	DEF	TOT	AVG							
Emory & Henry	11/09/2021		04:51	1-2	.500	0-0	.000	0-0	.000	0	0	0	0.0	1	0	0	0	0	2	2.0
at Virginia	11/12/2021		20:40	1-5	.200	0-2	.000	0-0	.000	3	4	7	3.5	0	0	3	0	0	2	2.0
<b>Totals</b>		<b>0</b>	<b>25:31</b>	<b>2-7</b>	<b>.286</b>	<b>0-2</b>	<b>.000</b>	<b>0-0</b>	<b>.000</b>	<b>3</b>	<b>4</b>	<b>7</b>	<b>3.5</b>	<b>1</b>	<b>0</b>	<b>3</b>	<b>0</b>	<b>0</b>	<b>4</b>	<b>2.0</b>

**Player Averages**

Games Played	Minutes/game	Points/game	FG Pct	3FG Pct	FT Pct	Rebounds/game	Assists/game	Turnovers/game	Assist/Turnover ratio	Steals/game	Blocks/game
2	12.8	2.0	28.6	0.0	0.0	3.5	0.0	1.5	0.0	0.0	0.0



**2021-22 Radford Men's Basketball  
Individual Game-by-Game  
All games**

**#15 HART, Bryan**

Opponent	Date	GS	MIN	Total		3-Pointers		Free throws		Rebounds				PF	A	TO	BLK	STL	PTS	AVG
				FG-FGA	PCT	3FG-3FGA	PCT	FT-FTA	PCT	OFF	DEF	TOT	AVG							
Emory & Henry	11/09/2021	*	23:53	4-7	.571	2-4	.500	0-0	.000	0	3	3	3.0	4	3	1	0	1	10	10.0
at Virginia	11/12/2021	*	22:48	4-7	.571	2-4	.500	2-2	1.000	0	0	0	1.5	0	0	1	1	1	12	11.0
<b>Totals</b>		<b>2</b>	<b>46:41</b>	<b>8-14</b>	<b>.571</b>	<b>4-8</b>	<b>.500</b>	<b>2-2</b>	<b>1.000</b>	<b>0</b>	<b>3</b>	<b>3</b>	<b>1.5</b>	<b>4</b>	<b>3</b>	<b>2</b>	<b>1</b>	<b>2</b>	<b>22</b>	<b>11.0</b>

**Player Averages**

Games Played	Minutes/game	Points/game	FG Pct	3FG Pct	FT Pct	Rebounds/game	Assists/game	Turnovers/game	Assist/Turnover ratio	Steals/game	Blocks/game
2	23.3	11.0	57.1	50.0	100.0	1.5	1.5	1.0	1.5	1.0	0.5





**2021-22 Radford Men's Basketball  
Individual Game-by-Game  
All games**

**#20 MANGUM, Dravon**

Opponent	Date	GS	MIN	Total		3-Pointers		Free throws		Rebounds				PF	A	TO	BLK	STL	PTS	AVG
				FG-FGA	PCT	3FG-3FGA	PCT	FT-FTA	PCT	OFF	DEF	TOT	AVG							
Emory & Henry	11/09/2021		21:16	5-9	.556	3-6	.500	0-0	.000	0	1	1	1.0	0	0	1	0	1	13	13.0
at Virginia	11/12/2021		17:25	0-2	.000	0-1	.000	0-0	.000	0	1	1	1.0	2	0	1	0	0	0	6.5
<b>Totals</b>		<b>0</b>	<b>38:41</b>	<b>5-11</b>	<b>.455</b>	<b>3-7</b>	<b>.429</b>	<b>0-0</b>	<b>.000</b>	<b>0</b>	<b>2</b>	<b>2</b>	<b>1.0</b>	<b>2</b>	<b>0</b>	<b>2</b>	<b>0</b>	<b>1</b>	<b>13</b>	<b>6.5</b>

**Player Averages**

Games Played	Minutes/game	Points/game	FG Pct	3FG Pct	FT Pct	Rebounds/game	Assists/game	Turnovers/game	Assist/Turnover ratio	Steals/game	Blocks/game
2	19.3	6.5	45.5	42.9	0.0	1.0	0.0	1.0	0.0	0.5	0.0



**2021-22 Radford Men's Basketball  
Individual Game-by-Game  
All games**

**#22 DJONKAM, Lewis**

Opponent	Date	GS	MIN	Total		3-Pointers		Free throws		Rebounds				PF	A	TO	BLK	STL	PTS	AVG
				FG-FGA	PCT	3FG-3FGA	PCT	FT-FTA	PCT	OFF	DEF	TOT	AVG							
Emory & Henry	11/09/2021	*	17:33	1-2	.500	0-0	.000	0-3	.000	1	4	5	5.0	4	1	1	0	0	2	2.0
at Virginia	11/12/2021	*	07:41	1-2	.500	0-0	.000	0-0	.000	1	0	1	3.0	4	0	0	1	0	2	2.0
<b>Totals</b>		<b>2</b>	<b>25:14</b>	<b>2-4</b>	<b>.500</b>	<b>0-0</b>	<b>.000</b>	<b>0-3</b>	<b>.000</b>	<b>2</b>	<b>4</b>	<b>6</b>	<b>3.0</b>	<b>8</b>	<b>1</b>	<b>1</b>	<b>1</b>	<b>0</b>	<b>4</b>	<b>2.0</b>

**Player Averages**

Games Played	Minutes/game	Points/game	FG Pct	3FG Pct	FT Pct	Rebounds/game	Assists/game	Turnovers/game	Assist/Turnover ratio	Steals/game	Blocks/game
2	12.6	2.0	50.0	0.0	0.0	3.0	0.5	0.5	1.0	0.0	0.5



**2021-22 Radford Men's Basketball  
Individual Game-by-Game  
All games**

**#24 STAPLETON, Artese**

Opponent	Date	GS	MIN	Total		3-Pointers		Free throws		Rebounds				PF	A	TO	BLK	STL	PTS	AVG
				FG-FGA	PCT	3FG-3FGA	PCT	FT-FTA	PCT	OFF	DEF	TOT	AVG							
Emory & Henry	11/09/2021		09:11	1-1	1.000	0-0	.000	0-0	.000	0	2	2	2.0	0	0	2	0	0	2	2.0
at Virginia	11/12/2021		15:34	3-3	1.000	2-2	1.000	0-0	.000	0	0	0	1.0	1	1	1	0	0	8	5.0
<b>Totals</b>		<b>0</b>	<b>24:45</b>	<b>4-4</b>	<b>1.000</b>	<b>2-2</b>	<b>1.000</b>	<b>0-0</b>	<b>.000</b>	<b>0</b>	<b>2</b>	<b>2</b>	<b>1.0</b>	<b>1</b>	<b>1</b>	<b>3</b>	<b>0</b>	<b>0</b>	<b>10</b>	<b>5.0</b>

**Player Averages**

Games Played	Minutes/game	Points/game	FG Pct	3FG Pct	FT Pct	Rebounds/game	Assists/game	Turnovers/game	Assist/Turnover ratio	Steals/game	Blocks/game
2	12.4	5.0	100.0	100.0	0.0	1.0	0.5	1.5	0.3	0.0	0.0



2021-22 Radford Men's Basketball  
Individual Game-by-Game  
All games

#45 LIPSCOMB, Xavier

Opponent	Date	GS	MIN	Total		3-Pointers		Free throws		Rebounds				PF	A	TO	BLK	STL	PTS	AVG
				FG-FGA	PCT	3FG-3FGA	PCT	FT-FTA	PCT	OFF	DEF	TOT	AVG							
Emory & Henry	11/09/2021	*	28:23	2-6	.333	1-1	1.000	0-0	.000	0	3	3	3.0	0	4	1	0	4	5	5.0
at Virginia	11/12/2021	*	16:35	0-4	.000	0-1	.000	0-0	.000	1	1	2	2.5	0	2	1	0	0	0	2.5
<b>Totals</b>		<b>2</b>	<b>44:58</b>	<b>2-10</b>	<b>.200</b>	<b>1-2</b>	<b>.500</b>	<b>0-0</b>	<b>.000</b>	<b>1</b>	<b>4</b>	<b>5</b>	<b>2.5</b>	<b>0</b>	<b>6</b>	<b>2</b>	<b>0</b>	<b>4</b>	<b>5</b>	<b>2.5</b>

Player Averages

Games Played	Minutes/game	Points/game	FG Pct	3FG Pct	FT Pct	Rebounds/game	Assists/game	Turnovers/game	Assist/Turnover ratio	Steals/game	Blocks/game
2	22.5	2.5	20.0	50.0	0.0	2.5	3.0	1.0	3.0	2.0	0.0



**Radford Men's Basketball  
Individual Career Summaries  
All games**

**DJONKAM, Lewis**

SEASON	TEAM	GP-GS	MIN/AVG	Field Goals		3-Point		F-Throws		Rebounds				Scoring						
				FG-FGA	FG%	3FG-3FGA	3FG%	FT-FTA	FT%	OFF	DEF	TOT	AVG	PF-FO	A	TO	BLK	STL	PTS	AVG
2017-18	VCU	20-0	69/3.5	4-11	.364	0-0	.000	6-12	.500	5	3	8	0.4	17-0	2	4	3	2	14	0.7
2019-20	Rad	29-5	370/12.7	37-74	.500	0-0	.000	8-22	.364	33	33	66	2.3	56-2	9	21	4	4	82	2.8
2020-21	Rad	27-27	662/24.5	96-153	.627	0-0	.000	46-79	.582	61	67	128	4.7	56-0	16	28	18	17	238	8.8
2021-22	Rad	2-2	25/12.6	2-4	.500	0-0	.000	0-3	.000	2	4	6	3.0	8-0	1	1	1	0	4	2.0
<b>TOTAL FOR Rad</b>		<b>58-34</b>	<b>1057/18.2</b>	<b>135-231</b>	<b>.584</b>	<b>0-0</b>	<b>.000</b>	<b>54-104</b>	<b>.519</b>	<b>96</b>	<b>104</b>	<b>200</b>	<b>3.4</b>	<b>120-2</b>	<b>26</b>	<b>50</b>	<b>23</b>	<b>21</b>	<b>324</b>	<b>5.6</b>
<b>TOTAL</b>		<b>78-34</b>	<b>1126/14.4</b>	<b>139-242</b>	<b>.574</b>	<b>0-0</b>	<b>.000</b>	<b>60-116</b>	<b>.517</b>	<b>101</b>	<b>107</b>	<b>208</b>	<b>2.7</b>	<b>137-2</b>	<b>28</b>	<b>54</b>	<b>26</b>	<b>23</b>	<b>338</b>	<b>4.3</b>

**Single Game Highs**

Statistic	Value	
Points	16	vs Mars Hill 12/09/20, at Presbyterian 12/30/20, vs Hampton 01/04/21
Rebounds	11	at James Madison 11/29/20, at Presbyterian 12/31/20
Assists	2	5 times
Steals	4	at Charleston So. 01/09/21
Blocks	2	4 times
FG Made	8	vs Mars Hill 12/09/20
FG Attempts	12	vs USC Upstate 02/04/21
FT Made	6	vs USC Upstate 02/05/21
FT Attempts	6	at Virginia Tech 11/25/20, vs USC Upstate 02/05/21, at Campbell 01/20/21

**HART, Bryan**

SEASON	TEAM	GP-GS	MIN/AVG	Field Goals		3-Point		F-Throws		Rebounds				Scoring						
				FG-FGA	FG%	3FG-3FGA	3FG%	FT-FTA	FT%	OFF	DEF	TOT	AVG	PF-FO	A	TO	BLK	STL	PTS	AVG
2018-19	LM	13-2	76/5.9	13-28	.464	7-15	.467	11-15	.733	6	9	15	1.2	3-0	2	5	0	1	44	3.4
2019-20	CSU	26-23	843/32.4	122-326	.374	68-176	.386	69-90	.767	21	82	103	4.0	43-0	52	76	3	22	381	14.7
2020-21	Rad	20-0	183/9.2	23-57	.404	14-41	.341	12-13	.923	1	21	22	1.1	13-0	6	6	0	4	72	3.6
2021-22	Rad	2-2	47/23.3	8-14	.571	4-8	.500	2-2	1.000	0	3	3	1.5	4-0	3	2	1	2	22	11.0
<b>TOTAL FOR Rad</b>		<b>22-2</b>	<b>230/10.5</b>	<b>31-71</b>	<b>.437</b>	<b>18-49</b>	<b>.367</b>	<b>14-15</b>	<b>.933</b>	<b>1</b>	<b>24</b>	<b>25</b>	<b>1.1</b>	<b>17-0</b>	<b>9</b>	<b>8</b>	<b>1</b>	<b>6</b>	<b>94</b>	<b>4.3</b>
<b>TOTAL</b>		<b>61-27</b>	<b>1150/18.8</b>	<b>166-425</b>	<b>.391</b>	<b>93-240</b>	<b>.388</b>	<b>94-120</b>	<b>.783</b>	<b>28</b>	<b>115</b>	<b>143</b>	<b>2.3</b>	<b>63-0</b>	<b>63</b>	<b>89</b>	<b>4</b>	<b>29</b>	<b>519</b>	<b>8.5</b>

**Single Game Highs**

Statistic	Value	
Points	30	at Columbus St. 02/19/20
Rebounds	9	vs Tusculum 11/09/19, vs Lenoir-Rhyne 11/20/19
Assists	4	5 times
Steals	3	vs West Ga. 11/16/19, vs Ga. Southwestern 02/12/20
Blocks	1	4 times
FG Made	10	vs North Georgia 02/29/20
FG Attempts	21	vs Francis Marion 02/15/20, at North Georgia 01/25/20
3FG Made	5	4 times
3FG Attempts	12	vs West Ga. 11/16/19
FT Made	10	vs Young Harris 02/05/20
FT Attempts	12	vs Young Harris 02/05/20





Radford Men's Basketball  
Individual Career Summaries  
All games

**JEFFERS, Josiah**

				Field Goals		3-Point		F-Throws		Rebounds									Scoring	
SEASON	TEAM	GP-GS	MIN/AVG	FG-FGA	FG%	3FG-3FGA	3FG%	FT-FTA	FT%	OFF	DEF	TOT	AVG	PF-FO	A	TO	BLK	STL	PTS	AVG
2018-19	Rad	11-0	57/5.1	4-13	.308	1-9	.111	2-4	.500	1	6	7	0.6	3-0	10	2	3	2	11	1.0
2019-20	Rad	26-0	200/7.7	18-48	.375	14-39	.359	4-6	.667	1	18	19	0.7	29-0	9	4	1	9	54	2.1
2020-21	Rad	26-7	401/15.4	42-118	.356	13-69	.188	21-24	.875	10	24	34	1.3	37-1	34	20	5	21	118	4.5
2021-22	Rad	2-2	39/19.6	7-13	.538	1-3	.333	5-8	.625	2	3	5	2.5	6-0	5	5	0	6	20	10.0
<b>TOTAL</b>		<b>65-9</b>	<b>697/10.7</b>	<b>71-192</b>	<b>.370</b>	<b>29-120</b>	<b>.242</b>	<b>32-42</b>	<b>.762</b>	<b>14</b>	<b>51</b>	<b>65</b>	<b>1.0</b>	<b>75-1</b>	<b>58</b>	<b>31</b>	<b>9</b>	<b>38</b>	<b>203</b>	<b>3.1</b>

**Single Game Highs**

Statistic	Value	
Points	16	vs Hampton 01/05/21
Rebounds	5	vs Norfolk St. 11/28/20
Assists	4	vs Davis & Elkins 11/06/18, vs Mars Hill 12/09/20, vs USC Upstate 02/05/21
Steals	3	4 times
Blocks	1	9 times
FG Made	6	at Campbell 01/19/21
FG Attempts	12	at Campbell 01/19/21
3FG Made	4	at High Point 02/08/20
3FG Attempts	7	at High Point 02/08/20, at Campbell 01/19/21
FT Made	5	vs Emory & Henry 11/09/21
FT Attempts	7	vs Emory & Henry 11/09/21

**JOSEPH, Tai'reon**

				Field Goals		3-Point		F-Throws		Rebounds									Scoring	
SEASON	TEAM	GP-GS	MIN/AVG	FG-FGA	FG%	3FG-3FGA	3FG%	FT-FTA	FT%	OFF	DEF	TOT	AVG	PF-FO	A	TO	BLK	STL	PTS	AVG
2020-21	APSU	27-12	478/17.7	64-163	.393	31-90	.344	13-21	.619	9	23	32	1.2	35-0	29	30	0	16	172	6.4
2021-22	Rad	2-0	25/12.6	0-6	.000	0-1	.000	2-2	1.000	0	2	2	1.0	2-0	1	3	0	2	2	1.0
<b>TOTAL FOR Rad</b>		<b>2-0</b>	<b>25/12.6</b>	<b>0-6</b>	<b>.000</b>	<b>0-1</b>	<b>.000</b>	<b>2-2</b>	<b>1.000</b>	<b>0</b>	<b>2</b>	<b>2</b>	<b>1.0</b>	<b>2-0</b>	<b>1</b>	<b>3</b>	<b>0</b>	<b>2</b>	<b>2</b>	<b>1.0</b>
<b>TOTAL</b>		<b>29-12</b>	<b>503/17.4</b>	<b>64-169</b>	<b>.379</b>	<b>31-91</b>	<b>.341</b>	<b>15-23</b>	<b>.652</b>	<b>9</b>	<b>25</b>	<b>34</b>	<b>1.2</b>	<b>37-0</b>	<b>30</b>	<b>33</b>	<b>0</b>	<b>18</b>	<b>174</b>	<b>6.0</b>

**Single Game Highs**

Statistic	Value	
Points	20	vs McKendree 12/14/20
Rebounds	5	at Tennessee St. 12/30/20
Assists	5	vs Carver 12/04/20
Steals	3	vs Southeast Mo. St. 02/13/21, at Jacksonville St. 02/27/21
FG Made	8	vs McKendree 12/14/20
FG Attempts	14	vs SIUE 02/18/21
3FG Made	4	vs UT Martin 02/11/21, vs McKendree 12/14/20
3FG Attempts	8	vs SIUE 02/18/21
FT Made	3	at Murray St. 12/08/20
FT Attempts	4	vs Southeast Mo. St. 02/13/21, at Murray St. 12/08/20



**Radford Men's Basketball  
Individual Career Summaries  
All games**

**JULES, Shaquan**

SEASON	TEAM	GP-GS	MIN/AVG	Field Goals		3-Point		F-Throws		Rebounds				Other					Scoring	
				FG-FGA	FG%	3FG-3FGA	3FG%	FT-FTA	FT%	OFF	DEF	TOT	AVG	PF-FO	A	TO	BLK	STL	PTS	AVG
2018-19	USCA	33-2	449/13.6	77-121	.636	0-0	.000	31-49	.633	42	83	125	3.8	60-0	5	26	29	10	185	5.6
2019-20	USCA	31-7	704/22.7	134-211	.635	1-3	.333	89-118	.754	53	113	166	5.4	71-0	11	43	19	15	358	11.5
2020-21	Rad	27-0	365/13.5	81-116	.698	0-0	.000	37-60	.617	31	77	108	4.0	41-0	2	26	8	5	199	7.4
2021-22	Rad	2-0	34/16.9	6-6	1.000	0-0	.000	5-6	.833	3	5	8	4.0	6-0	1	1	0	0	17	8.5
<b>TOTAL FOR Rad</b>		<b>29-0</b>	<b>399/13.8</b>	<b>87-122</b>	<b>.713</b>	<b>0-0</b>	<b>.000</b>	<b>42-66</b>	<b>.636</b>	<b>34</b>	<b>82</b>	<b>116</b>	<b>4.0</b>	<b>47-0</b>	<b>3</b>	<b>27</b>	<b>8</b>	<b>5</b>	<b>216</b>	<b>7.4</b>
<b>TOTAL</b>		<b>93-9</b>	<b>1552/16.7</b>	<b>298-454</b>	<b>.656</b>	<b>1-3</b>	<b>.333</b>	<b>162-233</b>	<b>.695</b>	<b>129</b>	<b>278</b>	<b>407</b>	<b>4.4</b>	<b>178-0</b>	<b>19</b>	<b>96</b>	<b>56</b>	<b>30</b>	<b>759</b>	<b>8.2</b>

**Single Game Highs**

Statistic	Value	
Points	23	vs Young Harris 02/15/20, vs Columbus St. 03/04/20
Rebounds	11	vs Paine 11/25/19
Assists	4	vs Columbus St. 03/04/20
Steals	3	at Georgia College 01/04/20
Blocks	3	4 times
FG Made	9	at Georgia College 12/19/18
FG Attempts	17	vs Lander 02/29/20
3FG Made	1	vs Lander 02/29/20
3FG Attempts	3	vs Lander 02/29/20
FT Made	9	vs Young Harris 02/15/20
FT Attempts	11	vs Young Harris 02/15/20

**LIPSCOMB, Xavier**

SEASON	TEAM	GP-GS	MIN/AVG	Field Goals		3-Point		F-Throws		Rebounds				Other					Scoring	
				FG-FGA	FG%	3FG-3FGA	3FG%	FT-FTA	FT%	OFF	DEF	TOT	AVG	PF-FO	A	TO	BLK	STL	PTS	AVG
2020-21	Rad	27-17	665/24.6	50-120	.417	19-48	.396	60-74	.811	4	79	83	3.1	49-0	44	60	2	12	179	6.6
2021-22	Rad	2-2	45/22.5	2-10	.200	1-2	.500	0-0	.000	1	4	5	2.5	0-0	6	2	0	4	5	2.5
<b>TOTAL</b>		<b>29-19</b>	<b>710/24.5</b>	<b>52-130</b>	<b>.400</b>	<b>20-50</b>	<b>.400</b>	<b>60-74</b>	<b>.811</b>	<b>5</b>	<b>83</b>	<b>88</b>	<b>3.0</b>	<b>49-0</b>	<b>50</b>	<b>62</b>	<b>2</b>	<b>16</b>	<b>184</b>	<b>6.3</b>

**Single Game Highs**

Statistic	Value	
Points	14	at UNC Asheville 01/24/21, at UNC Asheville 01/25/21
Rebounds	9	at UNC Asheville 01/24/21
Assists	4	at Charleston So. 01/09/21, vs Emory & Henry 11/09/21
Steals	4	vs Emory & Henry 11/09/21
Blocks	1	vs Gardner-Webb 02/18/21, at UNC Asheville 01/24/21
FG Made	4	at UNC Asheville 01/24/21
FG Attempts	8	vs Mars Hill 12/09/20, at Charleston So. 01/10/21, at UNC Asheville 01/24/21
3FG Made	3	vs Hampton 01/05/21
3FG Attempts	5	vs Hampton 01/05/21, at Charleston So. 01/10/21
FT Made	7	at UNC Asheville 01/25/21
FT Attempts	9	at UNC Asheville 01/24/21



**Radford Men's Basketball  
Individual Career Summaries  
All games**

**MANGUM, Dravon**

SEASON	TEAM	GP-GS	MIN/AVG	Field Goals		3-Point		F-Throws		Rebounds				Other					Scoring	
				FG-FGA	FG%	3FG-3FGA	3FG%	FT-FTA	FT%	OFF	DEF	TOT	AVG	PF-FO	A	TO	BLK	STL	PTS	AVG
2018-19	CLT	29-13	560/19.3	43-117	.368	16-59	.271	38-60	.633	24	51	75	2.6	58-3	12	35	15	10	140	4.8
2020-21	Rad	26-22	700/26.9	77-190	.405	34-106	.321	56-74	.757	36	71	107	4.1	45-2	16	46	4	11	244	9.4
2021-22	Rad	2-0	39/19.3	5-11	.455	3-7	.429	0-0	.000	0	2	2	1.0	2-0	0	2	0	1	13	6.5
<b>TOTAL FOR Rad</b>		<b>28-22</b>	<b>739/26.4</b>	<b>82-201</b>	<b>.408</b>	<b>37-113</b>	<b>.327</b>	<b>56-74</b>	<b>.757</b>	<b>36</b>	<b>73</b>	<b>109</b>	<b>3.9</b>	<b>47-2</b>	<b>16</b>	<b>48</b>	<b>4</b>	<b>12</b>	<b>257</b>	<b>9.2</b>
<b>TOTAL</b>		<b>57-35</b>	<b>1298/22.8</b>	<b>125-318</b>	<b>.393</b>	<b>53-172</b>	<b>.308</b>	<b>94-134</b>	<b>.701</b>	<b>60</b>	<b>124</b>	<b>184</b>	<b>3.2</b>	<b>105-5</b>	<b>28</b>	<b>83</b>	<b>19</b>	<b>22</b>	<b>397</b>	<b>7.0</b>

**Single Game Highs**

Statistic	Value	
Points	17	vs Hampton 01/04/21
Rebounds	10	vs Longwood 11/19/18, vs Hampton 01/04/21
Assists	3	vs James Madison 11/16/18, at Presbyterian 12/30/20
Steals	2	at FIU 01/10/19, vs Norfolk St. 11/28/20, vs Mount Aloysius 02/24/21
Blocks	3	at Wake Forest 12/06/18
FG Made	7	at Campbell 01/19/21
FG Attempts	13	at Campbell 01/19/21
3FG Made	4	at Col. of Charleston 12/01/18
3FG Attempts	7	at Col. of Charleston 12/01/18, vs Winthrop 02/11/21, at Campbell 01/19/21
FT Made	9	vs Oklahoma St. 11/10/18
FT Attempts	10	vs Oklahoma St. 11/10/18

**MCNEIL, Camron**

SEASON	TEAM	GP-GS	MIN/AVG	Field Goals		3-Point		F-Throws		Rebounds				Other					Scoring	
				FG-FGA	FG%	3FG-3FGA	3FG%	FT-FTA	FT%	OFF	DEF	TOT	AVG	PF-FO	A	TO	BLK	STL	PTS	AVG
2021-22	Rad	2-0	45/22.5	8-18	.444	2-7	.286	3-5	.600	0	9	9	4.5	3-0	2	5	0	2	21	10.5
<b>TOTAL</b>		<b>2-0</b>	<b>45/22.5</b>	<b>8-18</b>	<b>.444</b>	<b>2-7</b>	<b>.286</b>	<b>3-5</b>	<b>.600</b>	<b>0</b>	<b>9</b>	<b>9</b>	<b>4.5</b>	<b>3-0</b>	<b>2</b>	<b>5</b>	<b>0</b>	<b>2</b>	<b>21</b>	<b>10.5</b>

**Single Game Highs**

Statistic	Value	
Points	17	vs Emory & Henry 11/09/21
Rebounds	5	at Virginia 11/12/21
Assists	2	vs Emory & Henry 11/09/21
Steals	2	at Virginia 11/12/21
FG Made	6	vs Emory & Henry 11/09/21
FG Attempts	12	vs Emory & Henry 11/09/21
3FG Made	2	vs Emory & Henry 11/09/21
3FG Attempts	5	vs Emory & Henry 11/09/21
FT Made	3	vs Emory & Henry 11/09/21
FT Attempts	5	vs Emory & Henry 11/09/21



**Radford Men's Basketball  
Individual Career Summaries  
All games**

**PORTER, Keishon**

				Field Goals		3-Point		F-Throws		Rebounds									Scoring	
SEASON	TEAM	GP-GS	MIN/AVG	FG-FGA	FG%	3FG-3FGA	3FG%	FT-FTA	FT%	OFF	DEF	TOT	AVG	PF-FO	A	TO	BLK	STL	PTS	AVG
2020-21	Rad	15-0	117/7.8	12-34	.353	2-14	.143	5-14	.357	7	11	18	1.2	12-0	3	14	0	0	31	2.1
<b>TOTAL</b>		<b>15-0</b>	<b>117/7.8</b>	<b>12-34</b>	<b>.353</b>	<b>2-14</b>	<b>.143</b>	<b>5-14</b>	<b>.357</b>	<b>7</b>	<b>11</b>	<b>18</b>	<b>1.2</b>	<b>12-0</b>	<b>3</b>	<b>14</b>	<b>0</b>	<b>0</b>	<b>31</b>	<b>2.1</b>

**Single Game Highs**

Statistic	Value	
Points	6	vs Mars Hill 12/09/20
Rebounds	4	at Virginia Tech 11/25/20
Assists	1	at Virginia Tech 11/25/20, vs Hampton 01/04/21, vs Hampton 01/05/21
FG Made	2	4 times
FG Attempts	7	vs Mars Hill 12/09/20
3FG Made	1	vs Hampton 01/04/21, vs USC Upstate 02/05/21
3FG Attempts	3	vs Hampton 01/04/21
FT Made	2	vs Mars Hill 12/09/20
FT Attempts	6	at Charleston So. 01/09/21

**STAPLETON, Artese**

				Field Goals		3-Point		F-Throws		Rebounds									Scoring	
SEASON	TEAM	GP-GS	MIN/AVG	FG-FGA	FG%	3FG-3FGA	3FG%	FT-FTA	FT%	OFF	DEF	TOT	AVG	PF-FO	A	TO	BLK	STL	PTS	AVG
2019-20	Lewis	28-13	648/23.1	109-236	.462	10-39	.256	54-77	.701	33	85	118	4.2	45-0	56	58	3	29	282	10.1
2020-21	Lewis	24-22	572/23.8	95-214	.444	14-35	.400	56-78	.718	25	65	90	3.8	37-0	57	54	1	28	260	10.8
2021-22	Rad	2-0	25/12.4	4-4	1.000	2-2	1.000	0-0	.000	0	2	2	1.0	1-0	1	3	0	0	10	5.0
<b>TOTAL FOR Rad</b>		<b>2-0</b>	<b>25/12.4</b>	<b>4-4</b>	<b>1.000</b>	<b>2-2</b>	<b>1.000</b>	<b>0-0</b>	<b>.000</b>	<b>0</b>	<b>2</b>	<b>2</b>	<b>1.0</b>	<b>1-0</b>	<b>1</b>	<b>3</b>	<b>0</b>	<b>0</b>	<b>10</b>	<b>5.0</b>
<b>TOTAL</b>		<b>54-35</b>	<b>1245/23.1</b>	<b>208-454</b>	<b>.458</b>	<b>26-76</b>	<b>.342</b>	<b>110-155</b>	<b>.710</b>	<b>58</b>	<b>152</b>	<b>210</b>	<b>3.9</b>	<b>83-0</b>	<b>114</b>	<b>115</b>	<b>4</b>	<b>57</b>	<b>552</b>	<b>10.2</b>

**Single Game Highs**

Statistic	Value	
Points	23	vs UIndy 03/06/21
Rebounds	10	at Mo.-St. Louis 02/27/20, at Lindenwood (MO) 01/09/21
Assists	7	vs Drury 03/07/21
Steals	6	vs Quincy 11/29/20
Blocks	1	4 times
FG Made	10	at Quincy 01/16/20
FG Attempts	19	vs William Jewell 01/11/20
3FG Made	3	vs UIndy 01/23/21
3FG Attempts	5	vs UIndy 01/23/21, vs Southern Ind. 03/13/21
FT Made	8	vs McKendree 12/18/20
FT Attempts	10	vs McKendree 12/18/20



**Radford Men's Basketball  
Individual Career Summaries  
All games**

**WALKER, Chryee**

SEASON	TEAM	GP-GS	MIN/AVG	Field Goals		3-Point		F-Throws		Rebounds				Scoring						
				FG-FGA	FG%	3FG-3FGA	3FG%	FT-FTA	FT%	OFF	DEF	TOT	AVG	PF-FO	A	TO	BLK	STL	PTS	AVG
2017-18	UD	30-14	486/16.2	50-122	.410	5-21	.238	11-31	.355	30	42	72	2.4	51-1	17	25	1	13	116	3.9
2019-20	Rad	22-0	245/11.2	26-52	.500	4-16	.250	12-22	.545	18	42	60	2.7	32-1	5	10	3	7	68	3.1
2020-21	Rad	27-26	704/26.1	76-150	.507	3-10	.300	24-50	.480	55	144	199	7.4	58-1	22	47	3	20	179	6.6
2021-22	Rad	2-0	26/12.8	2-7	.286	0-2	.000	0-0	.000	3	4	7	3.5	1-0	0	3	0	0	4	2.0
<b>TOTAL FOR Rad</b>		<b>51-26</b>	<b>975/19.1</b>	<b>104-209</b>	<b>.498</b>	<b>7-28</b>	<b>.250</b>	<b>36-72</b>	<b>.500</b>	<b>76</b>	<b>190</b>	<b>266</b>	<b>5.2</b>	<b>91-2</b>	<b>27</b>	<b>60</b>	<b>6</b>	<b>27</b>	<b>251</b>	<b>4.9</b>
<b>TOTAL</b>		<b>81-40</b>	<b>1461/18.0</b>	<b>154-331</b>	<b>.465</b>	<b>12-49</b>	<b>.245</b>	<b>47-103</b>	<b>.456</b>	<b>106</b>	<b>232</b>	<b>338</b>	<b>4.2</b>	<b>142-3</b>	<b>44</b>	<b>85</b>	<b>7</b>	<b>40</b>	<b>367</b>	<b>4.5</b>

**Single Game Highs**

Statistic	Value	
Points	15	at Vanderbilt 12/19/20
Rebounds	14	vs Hampton 01/05/21
Assists	3	vs Wesley 11/17/17, vs William & Mary 01/05/18, vs Hampton 01/05/21
Steals	5	vs Mars Hill 12/09/20
Blocks	1	7 times
FG Made	7	at Vanderbilt 12/19/20
FG Attempts	10	4 times
3FG Made	3	at Mississippi St. 12/18/19
3FG Attempts	4	at Mississippi St. 12/18/19
FT Made	3	at Presbyterian 12/31/20, at UNC Asheville 01/24/21
FT Attempts	6	at William & Mary 02/10/18

**WALKER, Joshua**

SEASON	TEAM	GP-GS	MIN/AVG	Field Goals		3-Point		F-Throws		Rebounds				Scoring						
				FG-FGA	FG%	3FG-3FGA	3FG%	FT-FTA	FT%	OFF	DEF	TOT	AVG	PF-FO	A	TO	BLK	STL	PTS	AVG
2020-21	Rad	2-0	4/2.1	1-1	1.000	0-0	.000	1-1	1.000	0	1	1	0.5	0-0	0	0	0	0	3	1.5
<b>TOTAL</b>		<b>2-0</b>	<b>4/2.1</b>	<b>1-1</b>	<b>1.000</b>	<b>0-0</b>	<b>.000</b>	<b>1-1</b>	<b>1.000</b>	<b>0</b>	<b>1</b>	<b>1</b>	<b>0.5</b>	<b>0-0</b>	<b>0</b>	<b>0</b>	<b>0</b>	<b>0</b>	<b>3</b>	<b>1.5</b>

**Single Game Highs**

Statistic	Value	
Points	3	vs USC Upstate 02/05/21
Rebounds	1	at Charleston So. 01/10/21
FG Made	1	vs USC Upstate 02/05/21
FG Attempts	1	vs USC Upstate 02/05/21
FT Made	1	vs USC Upstate 02/05/21
FT Attempts	1	vs USC Upstate 02/05/21





Radford Men's Basketball  
Individual Career Summaries  
All games

**WILLIAMS, Rashun**

SEASON	TEAM	GP-GS	MIN/AVG	Field Goals		3-Point		F-Throws		Rebounds				Other					Scoring	
				FG-FGA	FG%	3FG-3FGA	3FG%	FT-FTA	FT%	OFF	DEF	TOT	AVG	PF-FO	A	TO	BLK	STL	PTS	AVG
2018-19	USF	16-0	128/8.0	13-35	.371	4-17	.235	4-4	1.000	5	15	20	1.3	7-0	10	5	3	1	34	2.1
2019-20	USF	27-3	374/13.8	31-73	.425	11-36	.306	11-29	.379	33	31	64	2.4	38-0	4	22	6	10	84	3.1
2020-21	USF	19-4	242/12.7	20-62	.323	14-45	.311	8-11	.727	19	22	41	2.2	17-0	5	8	2	5	62	3.3
2021-22	Rad	2-2	51/25.5	7-16	.438	4-10	.400	0-0	.000	3	4	7	3.5	7-0	2	3	2	0	18	9.0
<b>TOTAL FOR Rad</b>		<b>2-2</b>	<b>51/25.5</b>	<b>7-16</b>	<b>.438</b>	<b>4-10</b>	<b>.400</b>	<b>0-0</b>	<b>.000</b>	<b>3</b>	<b>4</b>	<b>7</b>	<b>3.5</b>	<b>7-0</b>	<b>2</b>	<b>3</b>	<b>2</b>	<b>0</b>	<b>18</b>	<b>9.0</b>
<b>TOTAL</b>		<b>64-9</b>	<b>795/12.4</b>	<b>71-186</b>	<b>.382</b>	<b>33-108</b>	<b>.306</b>	<b>23-44</b>	<b>.523</b>	<b>60</b>	<b>72</b>	<b>132</b>	<b>2.1</b>	<b>69-0</b>	<b>21</b>	<b>38</b>	<b>13</b>	<b>16</b>	<b>198</b>	<b>3.1</b>

**Single Game Highs**

Statistic	Value	
Points	14	vs Florida Col. 02/19/19
Rebounds	7	at Memphis 02/08/20
Assists	4	vs Alcorn 12/21/18
Steals	2	4 times
Blocks	2	vs IUPUI 11/13/19
FG Made	5	vs Florida Col. 02/19/19, vs Emory & Henry 11/09/21
FG Attempts	10	vs Florida Col. 02/19/19
3FG Made	3	vs Emory & Henry 11/09/21
3FG Attempts	6	vs Wichita St. 03/12/21
FT Made	2	9 times
FT Attempts	6	at Houston 01/26/20