

### THE MATCHUP

[RV/RV] VIRGINIA TECH HOKIES

1-0, 0-0 ACC

**Head Coach:** Mike Young (Emory & Henry, 1986)  
**Record at Virginia Tech:** 32-23 (3rd Season)  
**Career Record:** 331-267 (20th Season)  
**vs. Navy:** 1-1 (both games as HC at Wofford)

AT

NAVY MIDSHIPMEN

1-0, 0-0 PATRIOT LEAGUE

**Head Coach:** Ed DeChellis (Penn State, 1982)  
**Record at Navy:** 130-169 (11th Season)  
**Career Record:** 349-400 (26th Season)  
**vs. Virginia Tech:** 3-5

GAME 2 | VIRGINIA TECH at NAVY - NOV. 12, 2021 | 8:30PM | CBSSN | ANNAPOLIS, MD. | ALUMNI HALL (5,710)



@HokiesMBB

### BROADCAST INFORMATION

TV | CBSSN

Tom McCarthy, PxP  
Steve Lappas, Analyst

VIDEO STREAM

N/A

RADIO | VT Sports Network

Jon Laaser, PxP  
Mike Burnop, Analyst

SATELLITE RADIO | SiriusXM

Sirius: 81 | XM: 81



@NavyBasketball

### PROJECTED STARTERS

Virginia Tech	Ht.	Wt.	Yr.	Hometown	PPG	RPG	Other
G 5 Storm Murphy	6-0	185	Gr.	Middleton, Wis.	5.0	3.0	2020-21 First Team All-SoCon
G 0 Hunter Cattoor	6-3	200	Jr.	Orlando, Fla.	5.0	4.0	Led VT in 3FG% at 43.3% last year
G 4 Nahiem Alleyne	6-4	195	Jr.	Buford, Ga.	13.0	7.0	Team-high 42 3FG last season
F 25 Justyn Mutts	6-7	230	Gr.	Millville, N.J.	15.0	7.0	Averaged 14.5 ppg in last 6 games
F 22 Keve Aluma	6-9	235	r-Sr.	Berlin, Md.	8.0	0.0	2020-21 Second Team All-ACC

Navy	Ht.	Wt.	Yr.	Hometown	PPG	RPG	Other
G 1 John Carter Jr.	6-4	195	Sr.	Spring Hill, Tenn.	19.0	5.0	5 3FG at UVA
G 3 Sean Yoder	6-3	200	Jr.	Dublin, Pa.	15.0	6.0	Hit 6-7 FG (3-3 3FG) at UVA
G 20 Greg Summers	6-4	200	Sr.	Ocoee, Fla.	8.0	5.0	
F 5 Tyler Nelson	6-6	215	Jr.	Monroe, N.C.	2.0	4.0	
F 31 Daniel Deaver	6-8	235	Jr.	Falls Church, Va.	7.0	7.0	Team-high 7 rebounds at UVA

### KEY STORYLINES

#### THE SERIES

- Virginia Tech is 3-3 all-time against Navy.
- The two sides haven't played since Dec. 7, 2008 - a 79-70 Tech win in the BB&T Classic at Capital One Arena in Washington, D.C. (more on page 6).

#### A WIN WOULD...

- Be the Hokies' 4th straight in the series, which started in 1913-14.
- Put Tech at program win No. 1,499.
- Move the Hokies to 2-1 in road openers under Mike Young (2019-20: W, 67-60 at Clemson; 2020-21: L, 71-73 at Louisville).

#### WHO TO WATCH

- Justyn Mutts lived up to the preseason hype in Tech's season opener.
- He recorded his 34th career double-figure scoring game and led the Hokies in scoring for the third time in his career.

#### RETURNING TO ANNAPOLIS

- Friday will be the fifth all-time meeting between Tech and Navy in Annapolis, and first since Jan. 23, 1960.
- Tech is 1-3 at Navy.

Seasons	Streak
1959-60	W, 89-78
1936-37	L, 17-45
1921-22	L, 14-62
1913-14	L, 15-51

#### CLOSING IN ON 600

- Mike Young, who is in his 20th season as a college head coach, is two games away from reaching 600 games coached as the head whistle.
- He has compiled a 331-267 (.554) career ledger as a head coach.



### 2021-22 SCHEDULE

#### RECORD

1-0

ACC

0-0

NON-CONFERENCE

1-0

HOME

1-0

AWAY

0-0

NEUTRAL

0-0

Date	Opponent	TV	Time/Result
11/9	Maine	ACCNX	W, 82-47
11/12	at Navy <sup>1</sup>	CBSSN	8:30 PM
11/15	Radford	ACCNX	7 PM
11/18	St. Francis (Pa.)	ACCN	8 PM
11/21	Merrimack	RSN	4 PM
11/24	Memphis <sup>2</sup>	ESPN2	9:30 PM
11/26	Xavier/Iowa State <sup>2</sup>	-	
12/1	at Maryland <sup>3</sup>	ESPN/2	7:15 PM
12/4	Wake Forest <sup>*</sup>	ACCN	2 PM
12/8	Cornell	ACCN	9 PM
12/12	at Dayton	ESPN2	2 PM
12/17	St. Bonaventure <sup>4</sup>	ESPN2	4 PM
12/22	at Duke <sup>*</sup>	ESPN2	9 PM
12/29	at North Carolina <sup>*</sup>	ESPN2	7 PM
1/1	Pittsburgh <sup>*</sup>	ESPNU	4 PM
1/4	NC State <sup>*</sup>	ACCN	7 PM
1/12	at Virginia <sup>*</sup>	ESPN2	9 PM
1/15	Notre Dame <sup>*</sup>	ACCN	6 PM
1/19	at NC State <sup>*</sup>	ACCN	7 PM
1/22	at Boston College <sup>*</sup>	RSN	12 PM
1/26	Miami <sup>*</sup>	ACCN	7 PM
1/29	at Florida State <sup>*</sup>	ABC	3 PM
2/2	Georgia Tech <sup>*</sup>	ACCN	9 PM
2/5	at Pittsburgh <sup>*</sup>	ACCN	7 PM
2/12	Syracuse <sup>*</sup>	-	6 PM
2/14	Virginia <sup>*</sup>	ESPN	7 PM
2/19	North Carolina <sup>*</sup>	ESPN/2	4 PM
2/23	at Georgia Tech <sup>*</sup>	ESPN/2	9 PM
2/26	at Miami <sup>*</sup>	RSN	3 PM
3/1	Louisville <sup>*</sup>	ESPN/2	9 PM
3/5	at Clemson <sup>*</sup>	RSN	2 PM
3/8-12	ACC Tournament <sup>5</sup>	-	

All Times Eastern

\* - ACC Game

1 - Veterans Classic (Annapolis, Md.)

2 - NIT Season Tip-Off (Brooklyn, N.Y.)

3 - Big Ten/ACC Challenge (College Park, Md.)

4 - Basketball Hall of Fame Shootout (Charlotte, N.C.)

5 - New York Life ACC Tournament (Brooklyn, N.Y.)

### CONTACT INFO

**Brian Cox** | Phone: (540) 250-0624

Email: bcox90@vt.edu

Associate AD, Creative Communications

**Will Copeland** | Phone: (757) 814-0930

Email: cwil99@vt.edu

Creative Communications Coordinator

## QUICK FACTS

### THE BASICS

**University Name:** Virginia Tech  
**Location:** Blacksburg, Va.  
**Founded:** 1872  
**Enrollment:** 37,000  
**President:** Dr. Timothy Sands  
**Director of Athletics:** Whit Babcock  
**Nickname:** Hokies  
**Mascot:** Hokie Bird  
**Colors:** Chicago Maroon and Burnt Orange  
**Affiliation:** NCAA Division I  
**Conference:** Atlantic Coast (18th Season)

### COURT FACTS

**Carlilion Clinic Court at Cassell Coliseum**  
**Normal Capacity:** 8,925  
**Record in Arena:** 625-204  
**Largest Crowd:** 11,500 (vs. Purdue; Dec. 3, 1966)

### INFORMATION

**2020-21 Record:** 15-7  
**Home/Away/Neutral:** 10-2/3-3/2-2  
**Conference Record:** 9-4  
**Home/Away:** 6-1/3-3  
**Conference Finish:** 3rd  
**Conference Tournament:** Lost in quarterfinals  
**Starters Returning/Lost:** 3/2  
**Letterwinners Returning/Lost:** 7/5  
**Newcomers:** 6

**Total seasons:** 114  
**First season:** 1908-09  
**All-Time Record:** 1,498-1,241  
**All-Time ACC Record:** 127-160  
**All-Time ACC Tournament Record:** 10-17  
**ACC Championship Game Appearances:** 0  
**NCAA Tournament Appearances (Last):** 12 (2021)  
**All-Time NCAA Record:** 8-12



## MEDIA INFORMATION

### CREDENTIALS

Outlets interested in obtaining credentials to cover Virginia Tech basketball home games must apply for credentials via: [media.hokiesports.com/credentials](http://media.hokiesports.com/credentials).

You may also email: [bcox90@vt.edu](mailto:bcox90@vt.edu).

All credentials for Virginia Tech home games this season will be issued on a single-game basis, and media seating is extremely limited.

### INTERVIEW POLICY

During ACC play, Mike Young conducts weekly media press conferences, via Zoom. To request the Zoom link for a particular week, please email Brian Cox ([bcox90@vt.edu](mailto:bcox90@vt.edu)).

**Gamedays:** Coach Mike Young and requested players will be available to the media following a 10-minute cooling off period after the game. For home games, interviews of Coach Young and players will be conducted in-person in the Cassell Coliseum media center.

**Non-Gamedays:** All coach and player interview requests need to be arranged through the Virginia Tech Creative Communications Office - contact Brian Cox (c. 540-250-0624; e. [bcox90@vt.edu](mailto:bcox90@vt.edu)). Players and coaches should not be contacted directly under any circumstances.



## 2021-22 VIRGINIA TECH NUMERICAL ROSTER

No.	Name	Cl.	Pos.	Ht.	Wt.	Hometown	Previous School
0	Hunter Cattoor	Jr.	G	6-3	200	Orlando, Fla.	Bishop Moore
1	David N'Guessan	So.	F	6-9	205	De Lier, The Netherlands	Mt. Zion Prep
3	Sean Pedulla	Fr.	G	6-1	190	Edmond, Okla.	Edmond Memorial
4	Nahiem Alleyne	Jr.	G	6-4	195	Buford, Ga.	Mountain View
5	Storm Murphy	Gr.	G	6-0	185	Middleton, Wis.	Wofford
10	Camden Johnson	Fr.	G	6-1	175	Waxhaw, N.C.	Metrolina Christian Academy
11	Jalen Haynes	Fr.	F	6-8	250	Ft. Lauderdale, Fla.	Montverde Academy
13	Darius Maddox	So.	G	6-5	185	Bowie, Md.	Oak Hill Academy
14	Ben Varga	Fr.	G	5-10	170	Louisville, Ky.	St. Xavier
15	Lynn Kidd	So.	C	6-10	240	Gainesville, Fla.	Clemson
21	John Ojiako	Jr.	C	6-10	245	Lagos, Nigeria	Admiral Farragut (Fla.)
22	Keve Aluma	r-Sr.	F	6-9	235	Berlin, Md.	Wofford
25	Justyn Mutts	Gr.	F	6-7	230	Millville, N.J.	Delaware

## COACHING & SUPPORT STAFF

**Head Coach:** Mike Young (Emory & Henry, 1986)

**Record at VT:** 32-23 (3rd Year)

**Overall Record:** 331-267 (20th Year)

**Associate Head Coach:** Mike Jones (1st Year)

**Assistant Coach:** Christian Webster (6th Year)

**Assistant Coach:** Kevin Giltner (3rd Year)

**Chief of Staff:** Stephanie Ballein (3rd Year)

**Special Assistant for Recruiting:** Matt Olinger (3rd Year)

**Director of Player Personnel:** Ryan Nadeu (4th Year)

**Special Assistant to the Head Coach:** Ace Custis (3rd Year)

**Strength & Conditioning:** David Jackson (14th Year)

**Athletic Trainer:** Hisham Ziyout (3rd Year)

## PRONUNCIATION GUIDE

<b>Hunter Cattoor</b>	cuh-TOUR
<b>David N'Guessan</b>	GUH-sahn
<b>Sean Pedulla</b>	puh-DOOL-uh
<b>Nahiem Alleyne</b>	nah-HEEM ah-LEAN
<b>Jalen Haynes</b>	JAY-lin HAY-nes
<b>Ben Varga</b>	VAR-guh
<b>John Ojiako</b>	oh-GEE-ah-koh
<b>Keve Aluma</b>	kev-AYE ah-LOU-muh
<b>Justyn Mutts</b>	JUST-in

## ROSTER BY CLASS

Freshmen (4)	Sophomores (3)	Juniors (3)	Seniors (3)
Jalen Haynes	Lynn Kidd	Nahiem Alleyne	Keve Aluma*
Camden Johnson	Darius Maddox	Hunter Cattoor	Storm Murphy^
Sean Pedulla	David N'Guessan	John Ojiako	Justyn Mutts^
Ben Varga			

\* = Redshirt

^ = Graduate Student

## SOCIAL



## BY THE NUMBERS

20

The 2021-22 season will be the **20th** of Mike Young's head coaching career. He has logged a 331-267 (.554) career record as the head whistle.

4

The Hokies have advanced to the NCAA Tournament a program-record **four** straight seasons. Tech has now earned an NCAA bid 12 times in school history.

2

Virginia Tech is **two** wins away from program win No. 1,500. Ironically, this win could come on the night Mike Young coaches his 600th career game as head coach.

## NOTEWORTHY

### STORM WARNING

- Grad student Storm Murphy takes over the reins at point guard following the graduation of Wabissa Bede.
- The Wofford transfer averaged 17.8 points, 3.3 rebounds and 4.3 assists last season. He was one of only 11 players to average that stat line or better nationally.
- Murphy tallied double figures in 21 of 24 contests, including 10 20-point performances, and dished over five assists on eight occasions.
- He concluded his Wofford career with 1,315 points to finish 24th on the program's all-time scoring list.
- The First-Team All-SoCon selection will provide a scoring threat from outside, as he shot 40 percent from three last season.
- Murphy knocked down 70 3-pointers a year ago. In comparison, Bede connected on 12 with a 24.5 percent clip.
- With the addition of Murphy, Tech is able to stretch defenses even more now that opponents must respect the long range shot from the point guard position.

### DANCIN' IN YEAR TWO

- In previous seasons in Virginia Tech history, the fastest head coach to make the NCAA Tournament was in Year Three. Those Hokies were Howie Shannon, Charlie Moir and Buzz Williams.
- Therefore, with Mike Young doing so in Year Two, he became the fastest Tech coach to make The Dance.

### HOKIE CENSUS

- Tech has 13 players on the squad who represent eight states and two international countries (Netherlands, Nigeria).
- Florida leads the way with three players – Hunter Cattoor, Lynn Kidd and Jalen Haynes – while Maryland has two players – Keve Aluma and Darius Maddox.

### BOUNCEBACK MENTALITY

- Young and the Hokies were 5-1 last season after a loss with their lone back-to-back losing skid coming at the end of the season to North Carolina in the ACC Tournament and Florida in the NCAA Tournament.
- In 2019-20, Young had five wins following a loss.

### 50 SPOT

- Tech shot over 50 percent in a game five times during the 2020-21 season - going 5-0.
- Since Young got to Blacksburg, the Hokies are 10-1 in contests shooting 50 percent or greater, with the lone loss coming to BYU on Nov. 27, 2019 in the fifth-place game of the Maui Jim Maui Invitational.
- Over the last decade (2010-11 season to present), Tech is 81-12 when shooting 50 percent or better.

### LEADING AT THE BREAK

- Over the last two seasons, Tech is 13-2 when leading at halftime, with the two losses coming against North Carolina and Florida to end the 2020-21 season.
- The Hokies are 26-6 in the Mike Young era when up at half.

### MOMENTUM ON OUR SIDE

- With its third-place finish in the regular-season standings in 2020-21, Tech has finished in the top five of the ACC two of the last three seasons.
- Placing third tied for the highest ACC finish in school history as the Hokies tied for third in 2006-07 and 2009-10.
- If Tech can post a top-five ACC finish this season, it would mark the third time in four years accomplishing that feat.

Season	Head Coach	Record (Conf.)	Finish
2018-19	Buzz Williams	26-9 (12-6)	5th
2019-20	Mike Young	16-16 (7-13)	T10th
2020-21	Mike Young	15-7 (9-4)	3rd
2021-22	Mike Young	-	-

- The Hokies charted five top-five ACC finishes in seven years from 2004-05 to 2011-12.

### GREEN-LIGHTED FROM THREE

- With the potential lineup of Storm Murphy, Hunter Cattoor, Nahiem Alleyne, Justyn Mutts and Keve Aluma, all five of those players have the green light from distance.
- The last team Coach Young had with this type of threat from deep was his 2018-19 Wofford squad, which ranked second nationally in 3-point accuracy (41.4). The Terriers finished 30-5 that season, including an unbeaten mark in SoCon action, and reached the second round of the 2019 NCAA Tournament.

### RANKED WINS BECOMIN' COMMON

- Tech had four ranked wins last season, tying the most-ever in school history (set 2017-18).

### GETTIN' TO THE CHARITY STRIPE

- Coach Young was not happy with how little the Hokies got to the free-throw line in 2019-20, with an average of 13.4 per game, which ranked second-to-last in the ACC and was in the bottom 25, nationally.
- So, now, with not being as dependent on the 3-ball and having more players that can get to the rim, Tech increased that average to 18.8 last season. That 18.8 average was fourth in the ACC, trailing North Carolina (21.5), Pitt (21.5) and Florida State (19.0).
- Last season, the Hokies had nine games (out of 22) of having 20 or more free-throw attempts. When doing so, they were 7-2, with the losses coming against Louisville and Florida.

### REACH OUR POTENTIAL

- When asked how he'd define success for this season, Coach Young expressed he wanted the Hokies to reach their potential.
- "That will be a real success for me," he said, "And I'll get back to the mountains of North Carolina this spring and fish with a big smile on my face."

### ACC POY CONVERSATION

- Keve Aluma is undoubtedly in the conversation for ACC Player of the Year heading into the 2021-22 season.
- The 6-foot-9 forward was a Second-Team All-ACC pick last season, four points behind Virginia's Sam Hauser for the final spot on the first team.
- With the entire All-ACC first team gone, Aluma is the leading returning point getter from the all-conference voting a year ago.

Finish	Player	School
6th	Keve Aluma	Virginia Tech
12th	Isaiah Wong	Miami
14th	Prentiss Hubb	Notre Dame
15th	Armando Bacot	North Carolina

### IT'S IN THE NAME

- Storm Murphy's first name comes from his Mom's maiden name - Storm, in addition to being born in January during a snowstorm in Wisconsin.



## DEGREES ON DEGREES

- Storm Murphy and Justyn Mutts are both in grad school at Virginia Tech.
- Murphy graduated from Wofford with a finance degree in May 2021 and is currently pursuing a graduate degree in leadership studies within the Agricultural and Life Sciences program at Virginia Tech.
- Mutts graduated with a psychology degree from Delaware and completed his master's degree at Tech in agricultural and life sciences with a concentration in education in May 2021. He's currently pursuing his second master's degree in educational psychology.
- Keve Aluma earned his first undergraduate degree in human development from Virginia Tech in May 2021 and is currently working on his second undergraduate degree in sociology.

## '19 CLASS OF HIGH-MAJOR COACHES

- Out of the seven high-major conferences (ACC, American, BIG EAST, BIG, Big 12, Pac-12 and SEC), there were 14 head coaches hired for the 2019-20 season.
- Virginia Tech head coach Mike Young was just one of six coaches that were a mid-major coach to jump up to the big leagues, joining Alabama's Nate Oats (Buffalo), Arkansas' Eric Musselman (Nevada), Tulane's Ron Hunter (Georgia State) and Washington State's Kyle Smith (San Francisco).
- Of the 14 new coaches, Young was the longest-tenured coach to leave, following his 17-year stint as the head guy at Wofford.
- The NBA saw three of its coaches jump into the college ranks, with Michigan's Juwan Howard (Miami Heat), Nebraska's Fred Hoiberg (Chicago Bulls) and Vanderbilt's Jerry Stackhouse (Memphis Grizzlies).
- In this cycle, only one assistant coach was promoted from within and that was Temple's Aaron McKie, who served as an assistant under Fran Dunphy for five seasons in Philadelphia.
- Former Hokie coach Buzz Williams, who is at Texas A&M, was one of just two coaches to jump ship and go high-major for high-major, with UCLA's Mick Cronin (Cincinnati) being the other.
- A full breakdown of the 14 coaches in the cycle is below, with the SEC welcoming the most among the seven leagues with four. The Big 12 was the lone conference not making a coaching change heading into the 2019-20 season.

School	Name	Previous Team	2019-20 Record
Cincinnati	John Brannen	Northern Kentucky (HC)	20-10
Arkansas	Eric Musselman	Nevada (HC)	20-12
Michigan	Juwan Howard	Miami Heat (NBA Assistant)	19-12
UCLA	Mick Cronin	Cincinnati (HC)	18-12
St. John's	Mike Anderson	Arkansas (HC)	17-15
Texas A&M	Buzz Williams	Virginia Tech (HC)	16-14
Alabama	Nate Oats	Buffalo (HC)	16-15
Virginia Tech	Mike Young	Wofford (HC)	16-16
Washington St.	Kyle Smith	San Francisco (HC)	16-16
Temple	Aaron McKie	Temple (Assistant)	14-17
Cal	Mark Fox	*Georgia (HC)	14-18
Tulane	Ron Hunter	Georgia State (HC)	12-18
Vanderbilt	Jerry Stackhouse	Memphis Grizzlies (NBA Assistant)	11-21
Nebraska	Fred Hoiberg	Chicago Bulls (NBA HC)	7-25

\* Coach Mark Fox last coached Georgia in 2017-18.

## LONGTIME SPORT ADMIN TOM GABBARD RETIRING

- Tom Gabbard will conclude 24 years of distinguished service to Virginia Tech Athletics at the conclusion of the 2021 football season. Gabbard has overseen a dramatic transformation of athletics facilities during his tenure, leaving a lasting impact on not only the physical footprint of Tech Athletics, but on the many Hokies' coaches, teams and student-athletes he has diligently served for nearly a quarter century.
- Gabbard has worked with current Tech athletics director Whit Babcock as senior associate athletics director for facilities and operations since 2014. Gabbard originally came to Blacksburg in 1998 to join the late Jim Weaver, who served as Virginia Tech's athletics director from September 1997 until 2013.
- Weaver and Gabbard had collaborated at UNLV in the early 1990s during Weaver's tenure as athletics director for the Rebels. Gabbard began his time at Tech as associate athletics director for internal affairs and has held a variety of leadership roles during his career with the Hokies.
- In addition to his role overseeing athletics facilities and game operations staff, Gabbard served as longtime sport administrator for numerous Tech programs, including men's basketball.
- The Hokies have gone to the NCAA Tournament five times (2007, 17-19, 21) under Gabbard's watch.



## STANDINGS

TEAM	OVERALL	ACC	PCT
1. No. 9/9 Duke	1-0	0-0	1.000
No. 19/20 North Carolina	1-0	0-0	1.000
<b>[RV/RV] Virginia Tech</b>	<b>1-0</b>	<b>0-0</b>	<b>1.000</b>
[RV/RV] Syracuse	1-0	0-0	1.000
[RV] Louisville	1-0	0-0	1.000
NC State	1-0	0-0	1.000
Clemson	1-0	0-0	.000
Miami	1-0	0-0	.000
Boston College	1-0	0-0	1.000
10. No. 20/19 Florida State	0-0	0-0	.000
[RV/RV] Notre Dame	0-0	0-0	.000
Wake Forest	0-0	0-0	.000
13. No. 25/25 Virginia	0-1	0-0	.000
Georgia Tech	0-1	0-0	.000
Pitt	0-1	0-0	.000

## PREDICTED ORDER OF FINISH

TEAM (FIRST-PLACE VOTES)	POINTS
1. Duke (47)	1132
2. Florida State (14)	1034
3. North Carolina (5)	1001
4. Virginia (9)	949
<b>5. Virginia Tech (5)</b>	<b>857</b>
6. Louisville (1)	791
7. Syracuse	781
8. Notre Dame	599
9. NC State	555
10. Georgia Tech	524
11. Clemson	430
12. Miami	428
13. Wake Forest	274
14. Pitt	253
15. Boston College	112

## PRESEASON ALL-ACC TEAM

**First Team**  
 Buddy Boeheim, Syracuse  
**Keve Aluma, Virginia Tech**  
 Paolo Banchero, Duke  
 Armando Bacot, North Carolina  
 Isaiah Wong, Miami (Fla.)

**Second Team**  
 Michael Devoe, Georgia Tech  
 Kihei Clark, Virginia  
 Prentiss Hubb, Notre Dame  
 Mark Williams, Duke  
 Wendell Moore Jr., Duke  
 Malik Williams, Louisville  
 Caleb Love, North Carolina

## PRESEASON ACC PLAYER OF THE YEAR

Paolo Banchero, Duke

## PRESEASON ACC FRESHMAN OF THE YEAR

Paolo Banchero, Duke





## REUNITED IN BLACKSBURG

- Keve Aluma, Storm Murphy and Coach Young spent two seasons (2017-19) together at Wofford, highlighted by their 2018-19 season that included a first-round win (84-68) over Seton Hall in the 2019 NCAA Tournament.
- Upon Aluma's and Young's departure from Wofford, Murphy stuck around in Spartanburg, South Carolina, guiding the Terriers to a 34-25 record.
- While together at Wofford, the trio combined for a 51-18 (.739) mark.

## WHO IS THIS GUY?

- Keve Aluma only attempted one 3-pointer in his two seasons at Wofford. In Coach Young's words, "it wasn't even close."
- Fast forward two seasons and Aluma has become a post player with range from beyond the arc. He attempted 57 threes in his Hokie debut in 2020-21, knocking down 20 of them for a 35.1 percent clip.

## JUSTYN TIME

- Coach Young has gone on record saying, "Justyn Mutts was probably the key to our year last year."
- The Delaware transfer was the Hokies' fourth-leading scorer from last season (9.5) and second-leading rebounder (6.4).
- From Dec. 29, 2020 through the end of the season, Mutts scored at least nine points in 11 of Tech's 14 games. The Millville, New Jersey native twice broke the 20-point plateau - at Miami (Fla.) (22) and vs. North Carolina (24) - during that stretch.

## LOGGING THE MINUTES

- Storm Murphy logged 3,723 minutes in his career entering this season, which is the 16th-most of anyone in the country returning for 2021-22.
- He ranked ninth in that category among point guards.

Rk	Name	School	Minutes
1	Jacob Gilyard	Richmond	4,372
2	Jordan Bohannon	Iowa	4,304
3	Jahlil Jenkins	Stony Brook	4,287
4	Marreon Jackson	Arizona State	4,158
5	Jarrold West	Louisville	4,096
6	Holland Woods	Grand Canyon	3,973
7	Pinky Wiley	Hampton	3,917
8	Kevin Johnson	UIC	3,793
9	Storm Murphy	Virginia Tech	3,723
10	Geo Baker	Rutgers	3,686

## GOOD THINGS COME IN THREES

- Tech has three fifth-year seniors on its roster in Keve Aluma, Storm Murphy and Justyn Mutts.
- They have combined for 8,097 minutes played, 302 games played and 2,780 points scored.

## DIALED FROM DEEP

- The Hokies were 11-2 when they shot at least 31 percent from three last season.
- There were seven games where Tech shot above 40 percent from downtown, including a season-high 54.2 percent vs. Wake Forest (2/27/21).

## ALUMA-NATING

- After sitting out the 2019-20 season due to NCAA transfer policy, Keve Aluma bursted onto the scene in Blacksburg.
- He has steadily expanded his game to the point where he led the Hokies in multiple categories last season.

Stat	Total	Team Rank
Games Started	22	T1st
Field Goals Made	118	1st
Free Throws Made	78	1st
Points	334	1st
Rebounds	174	1st
Blocks	29	1st
Minutes	674	1st

## WIN/LOSS COMPARISON

- Below are some statistical differences in a comparison of the Hokies' wins vs. their losses in 2020-21.

Wins	Statistic	Losses
75.4	Points Per Game	64.9
61.1	Points Allowed Per Game	76.3
37.4	3FG%	31.3
8.5	3FG Made Per Game	7.4
39.0	the % Defense	49.9
70.2	FT%	68.9
+4.9	Rebounding Margin	-1.7
+1.5	Turnover Margin	-1.7

## TRACKING THE TREY

- Coach Young's last four teams at Wofford all finished inside the top 10, nationally, in 3-point field-goal percentage.
- With the addition of Storm Murphy, Tech will look to make a big jump in this category in 2021-22.

Season	School	3FG%	Rank
2020-21	Virginia Tech	35.4	95th
2019-20	Virginia Tech	35.2	81st
2018-19	Wofford	41.4	2nd
2017-18	Wofford	41.3	5th
2016-17	Wofford	40.3	7th
2015-16	Wofford	40.8	8th

## BOLD PREDICTION

- During the Oct. 26 airing of "Nothing But Net," basketball analyst Luke Hancock picked Virginia Tech as his bold prediction to win the ACC regular season championship.
- Hancock cited bringing back a ton of veterans, including Keve Aluma, who he believes will make a run at ACC Player of the Year.

The 2021-22 season marks the 20th for Mike Young as a head coach.



## SPECIALTY STAT TRACKER

Opponent	Off TOs	Paint	2nd Chance	FB	Bench
Maine	22	42	8	2	36
at Navy					
Radford					
St. Francis (Pa.)					
Merrimack					
vs. Memphis					
vs. Xavier/Iowa St.					
at Maryland					
Wake Forest					
Cornell					
at Dayton					
vs. St. Bonaventure					
at Duke					
at North Carolina					
Pittsburgh					
NC State					
at Virginia					
Notre Dame					
at NC State					
at Boston College					
Miami					
at Florida State					
Georgia Tech					
at Pittsburgh					
Syracuse					
Virginia					
North Carolina					
at Georgia Tech					
at Miami					
Louisville					
at Clemson					
ACC Tournament					

<b>Total +/-</b>	<b>+18</b>	<b>+20</b>	<b>-1</b>	<b>-</b>	<b>+9</b>
<b>Season Highs</b>	<b>22</b>	<b>42</b>	<b>8</b>	<b>2</b>	<b>36</b>

## FAST BREAK

Tech has registered **two** wins over Top-5 programs under head coach Mike Young - most recently an 81-73 win over No. 3 Villanova on Nov. 28, 2020.

## THE OPPONENT

### SCOUTING THE MIDSHIPMEN



### STAT LEADERS

Scoring	G-GS	Pts.	PPG
John Carter Jr.	1-1	19	19.0
Sean Yoder	1-1	15	15.0

Rebounding	G-GS	Rebs.	RPG
Daniel Deaver	1-1	7	7.0
Sean Yoder	1-1	6	6.0

Assists	G-GS	Asts.	APG
Daniel Deaver	1-1	4	4.0
P.J. Roach Jr.	1-0	3	3.0

Blocks	G-GS	Blks.	BPG
Daniel Deaver	1-1	2	2.0
Tyler Nelson	1-1	2	2.0

Steals	G-GS	Stls.	SPG
Sean Yoder	1-1	2	2.0
Greg Summers	1-1	2	2.0

### ABOUT NAVY

- The Midshipmen made some noise in their first game of the season, downing No. 25 Virginia in Charlottesville, Va., 66-58. Navy's win was its first victory over a nationally-ranked team since it defeated Syracuse in the 1986 NCAA Tournament.
- Navy set the tone early, shooting 15-28 (.536) from the field in the first half, including 8-12 (.667) from beyond the arc.
- Senior guard John Carter Jr., who led Navy in points with 19, was 5-8 on 3-pointers. With 24 seconds remaining, Carter Jr. nailed his last shot of the night that brought the Mids' lead to nine – securing the win.
- Navy limited the Cavaliers to shooting 4-16 (.250) from three. Virginia's transfer guard Armaan Franklin, who shot 42.4% from three last season, was held to 1-7 beyond the arc.
- The Midshipmen are loaded with experience, starting two seniors and three juniors on Tuesday night.
- Navy is led by Ed DeChellis, who is in his 11th season as head coach in Annapolis, Md. DeChellis is one of nine active coaches to have won 100+ games with three or more DI schools (Navy, ETSU and Penn State).

## LAST MEETING WITH NAVY

- In their last meeting, the Hokies defeated the Midshipmen, 79-70, at a neutral-site contest in Washington, D.C., on Dec. 7, 2008, as part of the BB&T Classic.
- Tech was led in scoring by two-time All-American Malcolm Delaney that night, contributing 21 points. This outing was part of Delaney's 2009 third team All-ACC bid. Other Hokie greats, Jeff Allen and A.D. Vassallo added 17 points.
- Virginia Tech trailed 34-28 at the half, before starting the second stanza on a 23-4 run and never looked back.
- Free throws helped seal the result for the Hokies, as they shot 29-34 for the game and closed the matchup by making their last 16 attempts. Delaney shot a perfect 11-11 from the charity stripe.
- From the field, Tech shot 15-24 (62.5%) in the closing 20 minutes.
- The victory evened the all-time series at 3-3 and put Virginia Tech's win streak over Navy at three.

## BOX SCORE

Official Basketball Box Score -- Game Totals -- Final Statistics  
Virginia Tech vs Navy  
12-07-08 5:00 pm at Washington, DC (Verizon Center)

Virginia Tech 79 • (5-3)															
##	Player	Total	FG-FGA	FG-FGA	FT-FTA	Off	Def	PF	TP	A	TO	Blk	Min		
00	Jeff Allen	6-11	0-1	5-5	1	3	4	2	17	1	2	0	31		
40	A.D. Vassallo	5-18	0-5	7-7	0	8	3	17	2	6	2	0	34		
34	Cheick Diakite	0-0	0-0	2-2	3	5	8	2	2	1	0	2	10		
05	Dorezo Hudson	1-3	0-1	0-0	0	1	1	0	2	0	1	0	19		
23	Malcolm Delaney	4-8	2-5	11-11	0	6	6	4	21	5	2	2	20		
01	Terrell Bell	0-3	0-0	2-3	3	2	5	0	2	1	1	0	13		
10	Hank Thorns	4-6	0-1	2-2	0	1	1	2	10	2	1	0	25		
14	Victor Davila	2-2	0-0	0-2	2	2	4	1	4	0	2	0	14		
21	Lewis Wichter	2-3	0-0	0-2	1	3	4	0	4	1	1	0	13		
	Team			1	3	4									
Totals		24-54	2-13	29-34	11	34	45	14	79	13	16	7	220		
FG % 1st half: 9-30 30.0%		2nd half: 15-24 62.5%		Game: 24-54 44.4%		Deatball									
3FG % 1st half: 0-8 0.0%		2nd half: 2-5 40.0%		Game: 2-13 15.4%		2									
FT % 1st half: 10-12 83.3%		2nd half: 19-22 86.4%		Game: 29-34 85.3%											
Navy 70 • (7-2)															
##	Player	Total	FG-FGA	FG-FGA	FT-FTA	Off	Def	PF	TP	A	TO	Blk	Min		
44	Veazey, Mark	4-7	0-0	0-0	0	2	2	2	8	1	2	0	25		
05	Harris, Chris	3-12	3-10	0-0	0	0	0	2	9	2	1	0	31		
15	Garcia, Romeo	3-3	0-0	2-2	0	1	1	4	8	1	1	1	29		
21	Awororo, O.J.	2-3	0-1	1-2	1	2	3	4	5	3	2	0	20		
24	Kina, Kaleo	7-22	1-9	3-5	1	9	10	5	18	6	3	0	35		
11	Colbert, Cliff	0-2	0-0	0-0	1	1	2	3	0	0	1	0	6		
25	Sugars, Jordan	0-0	0-0	0-0	0	0	0	1	0	0	0	0	0		
32	Brooks, Scott	0-0	0-0	0-0	0	0	0	1	0	0	0	0	0		
33	Tesque, Adam	6-13	4-9	2-2	0	3	3	3	16	1	1	0	31		
40	Wilson, Jeremy	1-1	0-0	2-4	1	1	2	1	4	0	0	0	10		
	Team			2	3	5									
Totals		26-63	8-29	10-15	6	22	28	26	70	15	11	1	630		
FG % 1st half: 14-36 38.9%		2nd half: 12-27 44.4%		Game: 26-63 41.3%		Deatball									
3FG % 1st half: 2-14 14.3%		2nd half: 6-15 40.0%		Game: 8-29 27.6%		2									
FT % 1st half: 4-5 80.0%		2nd half: 6-10 60.0%		Game: 10-15 66.7%											
Officials: Donnee Gray, Tim Higgins, Steve Pyatt															
Technical fouls: Virginia Tech-None, Navy-None.															
Attendance: 10419															
2008 BB&T Classic - Game 1															
Fouled out - Kina (NAVY), 1:14/2nd															
Score by periods				1st	2nd	Total									
Virginia Tech				28	51	79									
Navy				34	36	70									
Last FG: VT 2nd-02:07, NAVY 2nd-00:35.															
Largest lead - VT by 13 2nd-12:36, NAVY by 6 1st-01:32.															
VT led for 26:54, NAVY led for 11:18. Game was tied for 01:48.															
				Points	In	Off	2nd	Fast							
				VT	34	11	10	5	20	Bench					
				NAVY	28	15	9	2	22						
Score tied - 3 times.															
Lead changed - 10 times.															

## YOUNG VS. DeCHELLIS

- Mike Young and Ed DeChellis have a long history of knowing each other. Young was an assistant coach and later the head coach at Wofford when DeChellis was the head coach at East Tennessee State (1996-2003).
- Their lone two head-to-head meetings as head coaches came during the 2002-03 season (Young's first as head coach at Wofford).
- ETSU won both of those games on its way to the 2003 NCAA Tournament, which was the first for DeChellis as a head coach.

Date	Winner	H/A/N	Score
1/25/03	ETSU	A	81-61
3/6/03	ETSU	N	80-75

## 2021-22 HONORS WATCH



### Keve Aluma

Naismith Memorial Basketball Hall of Fame

- Karl Malone Award Watch List

### ACC Preseason Voting

- First-Team All-ACC

### The Athletic

- College Basketball's Top-20 Bigs - No. 18

### ESPN

- MBB Top-25 Players for 2021-22 - No. 19

### Lute Olson Award

- Lute Olson Award Preseason Watch List

### Wooden Award

- Wooden Award Preseason Watch List



Nahiem Alleyne led Tech with 42 3FG made last season.

## THIS IS HOME

- Shout-out to David Cunningham of Tech Sideline for the below excerpt from an interview he had with Justyn Mutts.



## CHALLENGING NON-CON

- Coach Young's non-conference scheduling philosophy is quite different from his predecessor - one in which should provide plenty of Quadrant 1 and Quadrant 2 opportunities for the NCAA Tournament resume.
- The Hokies have the potential to play up to six Quadrant 1 or 2 games in their non-conference slate, highlighted by games vs. Memphis, at Maryland and vs. St. Bonaventure.
- It's important to note, Tech secured two Quadrant 1 wins all of last season (vs. Villanova and vs. Virginia).
- Six of the Hokies' 11 non-conference games will be played either on the road or at neutral sites.
- Three of Tech's non-conference opponents appeared in the AP preseason poll: No. 12 Memphis, No. 21 Maryland and No. 23 St. Bonaventure.

## HOKIES IN PRIMETIME

- If you're a night owl, then the Hokies' 2021-22 schedule will be right up your ally.
- Tech is set to appear in at least 10 games this season with an official start time of 8 p.m. or later. Seven of those games will tip at 9 p.m. or later.

## NATIONAL POLLS

### ASSOCIATED PRESS POLL

Updated: Oct. 18

Rank	School	Record	Points
1	Gonzaga (55)	0-0	1562
2	UCLA (8)	0-0	1459
3	Kansas	0-0	1427
4	Villanova	0-0	1332
5	Texas	0-0	1315
6	Michigan	0-0	1255
7	Purdue	0-0	1213
8	Baylor	0-0	992
9	Duke	0-0	963
10	Kentucky	0-0	894
11	Illinois	0-0	861
12	Memphis	0-0	831
13	Oregon	0-0	775
14	Alabama	0-0	713
15	Houston	0-0	694
16	Arkansas	0-0	673
17	Ohio State	0-0	581
18	Tennessee	0-0	563
19	North Carolina	0-0	547
20	Florida State	0-0	381
21	Maryland	0-0	294
22	Auburn	0-0	267
23	St. Bonaventure	0-0	238
24	Connecticut	0-0	161
25	Virginia	0-0	125

**Receiving Votes:** Michigan State 87, Indiana 41, USC 30, Arizona 26, **Virginia Tech 25**, Oklahoma State 25, Xavier 22, Texas Tech 17, Richmond 13, Rutgers 11, Colorado State 11, LSU 7, Belmont 7, San Diego State 5, St. John's 5, Mississippi State 5, Syracuse 5, Drake 4, Colorado 4, BYU 3, Notre Dame 3, Louisville 3

**Dropped from Rankings:** -

### USA TODAY COACHES' POLL

Updated: Oct. 27

Rank	School	Record	Points
1	Gonzaga (29)	0-0	771
2	UCLA (2)	0-0	709
3	Kansas	0-0	705
4	Villanova	0-0	658
5	Texas	0-0	634
6	Michigan	0-0	627
7	Purdue	0-0	578
8	Baylor	0-0	542
9	Duke	0-0	490
10	Illinois	0-0	466
11	Kentucky	0-0	438
12	Oregon	0-0	382
13	Alabama	0-0	360
14	Houston	0-0	343
15	Arkansas	0-0	340
16	Memphis	0-0	337
17	Ohio State	0-0	280
18	Tennessee	0-0	280
19	Florida State	0-0	225
20	North Carolina	0-0	224
21	Maryland	0-0	150
22	Auburn	0-0	87
23	Connecticut	0-0	73
24	St. Bonaventure	0-0	71
25	Virginia	0-0	60

**Receiving Votes:** Michigan State 55, Texas Tech 46, Southern California 38, West Virginia 18, Indiana 13, **Virginia Tech 9**, Loyola-Chicago 9, Oklahoma State 8, Arizona 8, Creighton 7, Syracuse 6, Colorado State 5, Drake 4, Richmond 3, Notre Dame 3, Iowa 3, Rutgers 2, LSU 2, Colorado 2, Xavier 1, Nevada 1, Butler 1, Boise St. 1

**Dropped from Rankings:** -

### TRACKING TECH

	AP RV	Coaches RV
Preseason		
11/15	-	-
11/22	-	-
11/29	-	-
12/6	-	-
12/13	-	-
12/20	-	-
12/27	-	-
1/3	-	-
1/10	-	-
1/17	-	-
1/24	-	-
1/31	-	-
2/7	-	-
2/14	-	-
2/21	-	-
2/28	-	-
3/7	-	-
3/14	-	-
Final	-	-


**Ratings Tracker** (through Nov. 10)

ESPN.com BPI	38
KenPom.com	35
NCAA NET Rankings	-
Sagarin	34

**Virginia Tech's "Best" NET Wins:**

-





CASSELL COLISEUM - RENDERING OF PROPOSED \$75 MILLION-PLUS RENOVATION OF VIRGINIA TECH'S HOME VENUE

## REACH FOR EXCELLENCE


- Virginia Tech announced on April 20, 2021 a \$400 million fundraising campaign to propel Hokie sports to the forefront of the Atlantic Coast Conference, prepare generations of student-athletes for success in life, and raise the university's profile nationwide.
- The campaign will leverage the momentum of recent successes on the field and in fundraising, such as adding about 10,000 more Hokie Club members in the past five years and opening the Student-Athlete Performance Center, thanks to a record gift. Still, leaders acknowledged that the athletics enterprise needs an infusion of revenue in order to compete at the top of the ACC.
- The budget increase will support athletics in three primary areas: facilities, coaching, and the student-athlete experience.



- The Reach for Excellence campaign has five main pillars, which are:
  - A football enhancement fund to build a program that consistently competes at the top of the ACC, by allotting \$30 million over time for recruiting, assistant coaches' salaries, quality-control coaches, player development, and capital needs.
  - Renovations to improve Cassell Coliseum, with at least \$50 million to be raised privately.
  - The Drive for 25 initiative to increase Hokie Club membership to 25,000 and raise \$20 million annually for student-

athlete scholarships.

- Striving for comprehensive excellence for all sports by providing operating expenses, facility improvements, nutritional and strength and conditioning programs, and more.
- Increasing the number of student-athlete scholarship endowments to expand capacity to support students and broaden reach in recruiting.
- When it's filled with nearly 10,000 fans cheering the Hokies to victory in the last seconds of a basketball game, Cassell Coliseum is an amazing sight. But when it's empty, the home of Virginia Tech basketball, volleyball, and wrestling shows its age. Built in the early 1960s, the Coliseum is due for an extensive renovation.
- Plans call for a completely redesigned experience, including:
  - A new glass entrance along Washington Street
  - Extended concourse areas along both sides to allow fans easier access to different sections of the coliseum
  - The addition of high-end premium seating areas, including club seating and luxury suites on both sides
- This much-needed \$75 million-plus project, helped by at least \$50 million in private support, would create one of the best home venues in the ACC.



## "HOKIE TRACKS" ↓ ↓

### COMMENTS THAT LEFT AN IMPRESSION

"This team isn't getting the same amount of attention as other teams in the ACC, but it's likely going to start three fifth-year seniors and two juniors. That type of experience can't be understated."

- Jon Rothstein, College Hoops Today

"Keep an eye baby on the Hokies."

- Dick Vitale, ESPN

"Just so good to have him here. He affects a lot of things. He affects the energy of practice, he affects the winning culture and he's been a part of a lot of winning. I've so thoroughly enjoyed coaching him for his first two years. He's a star. You'll see him coming here in a second and he'll look like your paper boy [...]."

- Mike Young on Storm Murphy

"He has as high a basketball IQ as I've been around in 36 years. He's a dynamic athlete. He came to us as a good basketball player, but he's grown by leaps and bounds through his game, his ability to shoot, his ability to make plays off the bounce. [...] Justyn Mutts was probably the key to our year last year. As good as Keve was, as good as Wabissa Bede was. Justyn Mutts is a difference maker."

- Mike Young on Justyn Mutts



## 2021-22 RANKING SUMMARY

Statistic	National Rank	Conference Rank	Value	National Leader	Value	Conference Leader	Value
3-pt Field Goal Attempts (294 ranked)	171	4	21	Loyola Chicago	46	Louisville	28
Assist Turnover Ratio (293 ranked)	24	2	2.25	Drexel	12.00	Syracuse	2.89
Assists Per Game (294 ranked)	57	3	18.0	Furman	34.0	Syracuse	26.0
Blocked Shots Per Game (236 ranked)	132	6	3.0	Northern Ill.	14.0	Miami (FL)	6.0
Defensive Rebounds per Game (294 ranked)	155	10	26.00	Bryant	53.00	Syracuse	37.00
Fewest Fouls (294 ranked)	23	2	11	Arkansas North Dakota St.	6	Syracuse	10
Fewest Turnovers (294 ranked)	20	1	8	Drexel	2	NC State Pittsburgh Virginia Tech	8 8 8
Field-Goal Percentage (294 ranked)	45	2	53.0	St. John's (NY)	69.2	Syracuse	54.4
Field-Goal Percentage Defense (294 ranked)	41	2	32.8	Montana	22.2	Louisville	30.9
Free Throw Attempts (294 ranked)	284	12	5	Charleston So.	39	Pittsburgh	31
Free Throws Made (289 ranked)	279	12	3	Lipscomb	31	Georgia Tech North Carolina	17 17
Free-Throw Percentage (294 ranked)	214	9	60.0	5 teams tied	100.0	Georgia Tech	85.0
Offensive Rebounds Per Game (289 ranked)	183	7	9.00	Washington	27.00	Louisville	18.00
Personal Fouls Per Game (294 ranked)	23	2	11.0	Arkansas North Dakota St.	6.0	Syracuse	10.0
Rebound Margin (294 ranked)	192	9	-2.0	Southern Utah	36.0	Syracuse	18.0
Scoring Defense (294 ranked)	16	1	47.0	Montana	27.0	Virginia Tech	47.0
Scoring Margin (294 ranked)	38	1	35.0	Bryant	68.0	Virginia Tech	35.0
Scoring Offense (294 ranked)	87	4	82.0	Bryant	122.0	Syracuse	97.0
Steals Per Game (289 ranked)	240	10	4.0	Georgia St.	21.0	NC State	13.0
Three Pt FG Defense (293 ranked)	32	2	18.2	Montana	5.0	Clemson	12.5
Three-Point Field Goals Per Game (293 ranked)	77	2	9.0	Furman VMI	22.0	Syracuse	13.0
Three-Point Field-Goal Percentage (294 ranked)	42	2	42.9	Wofford	64.0	Syracuse	50.0
Total 3-point FGM (293 ranked)	77	2	9	Furman VMI	22	Syracuse	13
Total Assists (294 ranked)	57	3	18	Furman	34	Syracuse	26
Total Blocks (236 ranked)	132	6	3	Northern Ill.	14	Miami (FL)	6
Total Rebounds (294 ranked)	183	10	35	Southern Utah	72	Louisville	54
Total Rebounds Per Game (294 ranked)	183	10	35.00	Southern Utah	72.00	Louisville	54.00
Total Steals (289 ranked)	240	10	4	Georgia St.	21	NC State	13

## GAMES STARTED

	Streak	21-22	Career	ACC
Hunter Cattoor	1	1	6	3
David N'Guessan	-	-	-	-
Sean Pedulla	-	-	-	-
Nahiem Alleyne	21	1	49	28
Storm Murphy	84*	1	121	-
Camden Johnson	-	-	-	-
Jalen Haynes	-	-	-	-
Darius Maddox	-	-	-	-
Ben Varga	-	-	-	-
Lynn Kidd	-	-	-	-
John Ojiako	-	-	2	2
Keve Aluma	31^	1	59	13
Justyn Mutts	22	1	72	13


\* 83 games at Wofford  
^ 8 games at Wofford



## NON-CONFERENCE BREAKDOWN

Team	NET	Result
Maine	-	W, 82-47
at Navy		
Radford		
St. Francis (Pa.)		
Merrimack		
vs. Memphis		
vs. Xavier/Iowa St.		
at Maryland		
Cornell		
at Dayton		
vs. St. Bonaventure		

Tech will play at least three times at Barclays Center this season.



Keve Aluma notched a team-best six double-doubles last season.

## SEASON BREAKDOWN

## TECH'S RECORD WHEN...

	2021-22
Overall	1-0
ACC	0-0
At home	1-0
On the road	0-0
At neutral sites	0-0
After a win	0-0
After a loss	0-0
In overtime	0-0
vs. ranked opponents	0-0
Winning the opening tip	1-0
Losing the opening tip	0-0
Decided by 1-4 points or OT	0-0
Decided by 5-10 points	0-0
Decided by 11-20 points	0-0
Decided by 21+ points	1-0
Leading at half	1-0
Tied at half	0-0
Trailing at half	0-0
VT shoots 50% or better	1-0
VT shoots 40-49.9%	0-0
VT shoots less than 40%	0-0
VT out-shoots opponent	1-0
Opp. out-shoots VT	0-0
Opp. shoots 40% or better	0-0
Opp. shoots less than 40%	1-0
VT out-rebounds opponent	0-0
Opp. out-rebounds VT	1-0
Rebounds are tied	0-0
VT has more FT attempts	1-0
Opp. has more FT attempts	0-0
VT makes more 3-pointers	1-0
Opp. makes more 3-pointers	0-0
VT wins turnover battle	1-0
Opp. wins turnover battle	0-0
Turnovers are tied	0-0
VT scores 100+	0-0
VT scores 90-99 points	0-0
VT scores 80-89 points	1-0
VT scores 70-79 points	0-0
VT scores 60-69 points	0-0
VT scores 50-59 points	0-0
VT scores < 50 points	0-0
Opp. scores > 99 points	0-0
Opp. scores 90-99 points	0-0
Opp. scores 80-89 points	0-0
Opp. scores 70-79 points	0-0
Opp. scores 60-69 points	0-0
Opp. scores 50-59 points	0-0
Opp. scores < 50 points	1-0
Playing on Monday	0-0
Playing on Tuesday	1-0
Playing on Wednesday	0-0
Playing on Thursday	0-0
Playing on Friday	0-0
Playing on Saturday	0-0
Playing on Sunday	0-0
In November	1-0
In December	0-0
In January	0-0
In February	0-0
In March	0-0
Playing during the day	0-0
Playing at night	1-0
Wearing White	1-0
Wearing Maroon	0-0
Wearing Orange	0-0
Wearing Gray	0-0

## STARTING LINEUPS

W/L

1-0 Murphy, Cattoor, Alleyne, Mutts, Aluma

## Margin of Victory/Defeat

	1	2	3	4	5	6	7	8	9	10	11-19	20+
Wins	-	-	-	-	-	-	-	-	-	-	-	1
Losses	-	-	-	-	-	-	-	-	-	-	-	-

## Most First Half Points

Virginia Tech	46	vs. Maine (11/9/21)
Opponents	22	vs. Maine (11/9/21)

## Most Second Half Points

Virginia Tech	36	vs. Maine (11/9/21)
Opponents	25	vs. Maine (11/9/21)

## Fewest First Half Points

Virginia Tech	46	vs. Maine (11/9/21)
Opponents	22	vs. Maine (11/9/21)

## Fewest Second Half Points

Virginia Tech	36	vs. Maine (11/9/21)
Opponents	25	vs. Maine (11/9/21)

## Largest Halftime Lead

Virginia Tech	24	vs. Maine (11/9/21)
Opponents	-	-

## Largest Margin of Victory

Virginia Tech	35	vs. Maine (11/9/21)
Opponents	-	-

## MISCELLANEOUS

## How 1st Points Were Scored

Layup	-
3FG	1
Jumper	-
Dunk	-
Free-Throw	-
Tip-in	-

## Rebounds Leader

Nahiem Alleyne	1
Justyn Mutts	1

## Blocks Leader

Keve Aluma	1
Justyn Mutts	1
David N'Guessan	1

## 15+ Rebounds

-	-
---	---

## 20+ Rebounds

-	-
---	---

## Assists Leader

Justyn Mutts	1
--------------	---

## 10+ Points

Nahiem Alleyne	1
Justyn Mutts	1
David N'Guessan	1

## 5+ Assists

Hunter Cattoor	1
Justyn Mutts	1

## Scored VT's 1st Points

Nahiem Alleyne	1
----------------	---

## Steals Leader

Justyn Mutts	1
--------------	---

## 20+ Points

-	-
---	---

## 10+ Assists

-	-
---	---

## First Off VT Bench

Darius Maddox	1
John Ojiako	1

## 30+ Points

-	-
---	---

## 5+ Steals

-	-
---	---

## Points Leader

Justyn Mutts	1
David N'Guessan	1

## 10+ Rebounds

-	-
---	---

## 5+ Blocks

-	-
---	---

## Double-Doubles

-	-
---	---



**THE LAST TIME**
**LAST TIME VIRGINIA TECH...**

Scored 100+ points and won	100-64, vs. Delaware State, 11/20/19
Scored 100+ points and lost	100-104 (2OT), vs. Maryland, 2/27/10
Played in OT	70-75 (OT), vs. Florida, 3/19/21
Played in consecutive OTs	82-77 (OT), vs. UAB, 11/28/15; 79-81 (OT), vs. Northwestern, 12/1/15
Played in 2OT	79-77 (2OT), vs. North Carolina, 1/22/20
Played in 3OT	95-102 (3OT), vs. Miami (Fla.), 1/19/20
Scored 100+ points	100-64, vs. Delaware State, 11/20/19
Scored 90-99 points	97-57, vs. Coppin State, 12/29/20
Scored 80-89 points	82-47, vs. Maine, 11/9/21
Scored 70-79 points	70-75 (OT), vs. Florida, 3/19/21
Scored 60-69 points	65-51, vs. No. 8/8 Virginia, 1/30/21
Scored 50-59 points	53-69, vs. Georgia Tech, 2/23/21
Scored 40-49 points	47-24, at No. 23/22 NC State, 2/2/19
Scored 30-39 points	39-65, at No. 19/19 Virginia, 1/4/20
Scored 20-29 points	27-40, at McGuire Hospital, 2/2/46
Scored 10-19 points	16-45, at Virginia, 1/30/39
Scored less than 10 points	9-29, vs. North Carolina, 1/12/35
Allowed 100+ points	95-102 (3OT), vs. Miami (Fla.), 1/19/20
Allowed 90-99 points	77-90, vs. BYU, 11/27/19
Allowed 80-89 points	73-81, vs. North Carolina, 3/11/21
Allowed 70-79 points	70-75 (OT), vs. Florida, 3/19/21
Allowed 60-69 points	53-69, vs. Georgia Tech, 2/23/21
Allowed 50-59 points	65-51, vs. No. 8/8 Virginia, 1/30/21
Allowed 40-49 points	82-47, vs. Maine, 11/9/21
Allowed 30-39 points	92-37, vs. Maryland Eastern Shore, 12/29/19
Allowed 20-29 points	47-24, at No. 23/22 NC State, 2/2/19
Allowed 10-19 points	60-19, vs. Lynchburg, 1/9/46
Allowed less than 10 points	28-9, vs. Hampden-Sydney, 1/17/23
Scored at least 60 points in a half	66, 2nd Half, vs. The Citadel, 11/12/17
Largest margin of victory	83 points, vs. Randolph-Macon (87-4), 1/10/1911
Largest margin of victory in ACC	38 points, vs. Wake Forest (84-46), 2/27/21
Defeated a ranked opponent on the road	47-24, at No. 23/22 NC State, 2/2/19
Defeated a ranked opponent at home	65-51, vs. No. 8/8 Virginia, 1/30/21
Defeated a ranked opponent on a neutral court	81-73 (OT), vs. No. 3/3 Villanova, 11/28/20
Defeated a defending national champion	65-51, vs. No. 8/8 Virginia, 1/30/21
Held opponent without a double-figure scorer	82-47, vs. Maine, 11/9/21
Failed to have a double-figure scorer	41-57, vs. Temple, 2/25/96
Had six players score in double figures	at Boston College, 2/25/17
Had seven players score in double figures	vs. The Citadel, 12/17/16
Did not make a 3FG	at Providence, 2/1/03
Opponent did not make a 3FG	at NC State, 2/10/10
Did not shoot a FT in the first half	vs. No. 3/3 Villanova, 11/28/20
Did not shoot a FT in the second half	vs. Virginia, 12/5/10
Opponent did not shoot a FT	vs. VMI, 12/21/19
Held an opponent under 10 points in a half	9 points, vs. Eastern Michigan, 12/22/11
Held an opponent under 20 points in a half	12 points, vs. Coppin State, 11/8/19
Had double-figure blocked shots	10, 84-46, vs. Wake Forest, 2/27/21
Came back from a double-figure deficit to win	10 points, vs. No. 8/8 Virginia, 1/30/21
Lost a double-digit lead	10 points, vs. Florida, 3/19/21
Led by 20 or more points at halftime	24 points, vs. Maine, 11/9/21
Had 20-29 assists in a game	21, vs. Pitt, 2/15/20
Had 30 or more assists	36, vs. The Citadel, 11/12/17
Held a team under 20 percent from the floor	16.7%, at No. 23/22 NC State, 2/2/19
Held a team under three made FGs in a half	2 FG, vs. Notre Dame, 1/10/21
Won an NCAA Tournament game	67-58, vs. Liberty, 3/24/19

**WHAT'S A HOKIE?**

The answer leads all the way back to 1896 when Virginia Agricultural and Mechanical College changed its name to Virginia Polytechnic Institute. With the change came the necessity for writing a new cheer and a contest for such a purpose was held by the student body.

Senior O.M. Stull won first prize for his "Hokie" yell which is still used today. Later, when asked if "Hokie" had any special meaning, Stull explained the word was solely the product of his imagination and was used only as an attention-getter for his yell. It soon became a nickname for all Tech teams and for those people loyal to Tech athletics.



The official university school colors - Chicago Maroon and Burnt Orange - also were introduced in 1896. The colors were chosen by a committee because they made a 'unique combination' not worn elsewhere at the time. The official definition of "Hokie" is "a loyal Virginia Tech Fan."


**OUR NAME**

When referring to our name, we ask that you use Virginia Tech, Hokies or Tech - and not 'Vah Tech.' Thank you!

## THE LAST TIME

### LAST TIME A VIRGINIA TECH PLAYER...

Recorded a double-double	Keve Aluma (12 pts./14 rebs), vs. Georgia Tech, 2/23/21
Recorded a triple-double	Chris Clarke (13 pts./12 rebs./10 ast.), vs. The Citadel, 2/27/10
Two Tech players recorded double-doubles in same game	Keve Aluma (14 pts./12 rebs.) & Justyn Mutts (14 pts./11 rebs.), at Notre Dame, 1/27/21
Two Tech players recorded double-doubles in consecutive games	vs. North Carolina (ACC Tournament), 3/13/09; vs. Duquesne (NIT), 3/18/09
Had five or more steals	Nickeil Alexander-Walker (6), vs. Miami (Fla.), 1/30/19
Had 10 or more assists in a game	Wabissa Bede (10), vs. Delaware State, 11/20/19
Had 20 or more rebounds in a game	Jeff Allen (21), vs. Longwood, 12/14/08
Two Tech players with double-figure rebounds	Keve Aluma (12) & Justyn Mutts (11), at Notre Dame, 1/27/21
Two Tech players had five or more assists	Justyn Mutts (6) & Hunter Cattoor (5), vs. Maine, 11/9/21
Three Tech players had five or more assists	Chris Clarke (10), Justin Robinson (6) & Seth Allen (6), vs. The Citadel, 12/17/16
Four Tech players had five or more assists	Kerry Blackshear Jr. (8), Devin Wilson (7), Justin Robinson (7) & Chris Clarke (5), vs. The Citadel, 1/30/21
Three Tech players made five or more 3FG	Nahiem Alleyne (5), Jalen Cone (5) & Isaiah Wilkins (5), vs. Delaware State, 11/20/19
Eight or more Tech players made a 3FG	8 players, vs. Coppin State, 12/19/20
Two Tech players scored 20 or more points	Keve Aluma (23) & Nahiem Alleyne (20), vs. No. 3/3 Villanova, 11/28/20
Three Tech players scored 20 or more points	Nickeil Alexander-Walker (25), Ahmed Hill (23) & Justin Robinson (23), vs. No. 23/22 Purdue, 11/18/18
Two Tech players scored 20 or more points in consecutive games	Nickeil Alexander-Walker & Kerry Blackshear Jr., 11/10/17 & 11/12/17
Tech freshman scored 20 or more points in a game	Tyrece Radford (26) & Jalen Cone (20), vs. Miami (Fla.), 2/19/20
Three Tech freshmen scored in double figures in a game	Hunter Cattoor (14), Jalen Cone (11) & Lander Nolley II (10), vs. North Carolina, 3/10/20
Four Tech freshmen scored in double figures in a game	Landers Nolley II (21), Tyrece Radford (21), Jalen Cone (15) & Nahiem Alleyne (10), at Wake Forest, 1/14/20
Tech player scored 30-39 points in a game	Keve Aluma (30), at Pittsburgh, 2/3/21
Tech player scored 40-49 points in a game	Dorenzo Hudson (41), vs. Seton Hall, 1/2/10
Tech player scored 50+ points in a game	Bimbo Coles (51), vs. Southern Miss, 2/6/88
Tech player had consecutive double-doubles	Keve Aluma, 1/27/21, 1/30/21, 2/3/21
Tech player had three consecutive double-doubles	Keve Aluma, 1/27/21, 1/30/21, 2/3/21
Tech freshman had consecutive double-doubles	Kerry Blackshear Jr., 12/13/15, 12/19/15
Tech allowed a triple-double	Dennis Smith Jr. (27 pts./11 rebs./11 ast.), at NC State, 1/4/17
Tech had a walk-on score double figures	Christian Beyer (13), vs. Alabama A&M, 12/14/14



### NAW IN YEAR 3


- Nickeil Alexander-Walker left his mark on Virginia Tech and is working on making a name for himself at the next level with the New Orleans Pelicans.
- A first-round draft pick in 2019, the Toronto native played in 46 games last season, averaging 21.9 minutes per game and 11 points per game.
- Recorded a season-high 37 points in a 111-106 loss to the Clippers on Jan. 13, 2021.

### J-ROB HOOPIN' WITH THE BUCKS

- Justin Robinson played nine games for the Oklahoma City Thunder (all in April 2021) before playing Summer League for the Lakers.
- The Manassas, Virginia native is currently on a two-way contract with the defending NBA champion Milwaukee Bucks.







## MIKE YOUNG

Head Coach | Third Season at Virginia Tech

2020-21 ACC Coach of the Year

### CAREER RECORDS

Overall Record	331-267
Conference Games	191-141
Non-Conference Games	140-126
Conference Tournament	20-14
NCAA Tournament	1-6
Overtime Games	19-16
One-Point Games	10-13
vs. AP Top 25	5-21

### VS. CURRENT ACC HEAD COACHES

Coach	All	VT	Wofford
Earl Grant	-	-	-
Brad Brownell	3-2	3-0	0-2
Mike Krzyzewski	1-3	1-2	0-1
Leonard Hamilton	0-1	0-1	-
Josh Pastner	1-3	0-2	1-1
Chris Mack	1-3	0-2	1-1
Jim Larrañaga	3-3	2-2	1-1
Kevin Keatts	1-0	1-0	-
Hubert Davis	-	-	-
Mike Brey	2-2	2-1	0-1
Jeff Capel III	1-1	1-1	-
Jim Boeheim	1-2	1-2	-
Tony Bennett	1-3	1-2	0-1
Steve Forbes	8-3	2-0	6-3
<b>Total</b>	<b>23-26</b>	<b>14-15</b>	<b>9-11</b>

#### vs. Coach Young

Earl Grant	-
Brad Brownell	2-3 at Clemson
Mike Krzyzewski	3-1 at Duke
Leonard Hamilton	1-0 at Florida State
Josh Pastner	3-1 at Georgia Tech
Chris Mack	1-1 at Xavier; 2-0 at UofL
Jim Larrañaga	0-1 at GMU; 3-2 at Miami
Kevin Keatts	0-1 at NC State
Hubert Davis	-
Mike Brey	2-2 at Notre Dame
Jeff Capel III	1-1 at Pitt
Jim Boeheim	2-1 at Syracuse
Tony Bennett	3-1 at UVA
Steve Forbes	3-6 at ETSU; 0-2 at Wake

### ► COACH YOUNG: CAREER BREAKDOWN

Season	School	Overall	Conference	Finish	Postseason	Ranking	RPI/NET
2002-03	Wofford	14-15 .483	8-8 .500	T6th	-	-/-	219
2003-04	Wofford	9-20 .310	4-12 .250	T10th	-	-/-	273
2004-05	Wofford	14-14 .500	7-9 .438	8th	-	-/-	225
2005-06	Wofford	11-18 .379	6-9 .400	9th	-	-/-	287
2006-07	Wofford	10-20 .333	5-13 .278	T9th	-	-/-	295
2007-08	Wofford	16-16 .500	8-12 .400	8th	-	-/-	191
2008-09	Wofford	16-14 .533	12-8 .600	4th	-	-/-	177
2009-10	Wofford	26-9 .743	15-3 .833	1st	NCAA First Round	-/-	73
2010-11	Wofford	21-13 .618	14-4 .778	T1st	NCAA First Round	-/-	105
2011-12	Wofford	19-14 .576	12-6 .667	T2nd	CBI	-/-	178
2012-13	Wofford	13-19 .406	7-11 .389	T8th	-	-/-	253
2013-14	Wofford	20-13 .606	11-5 .688	T3rd	NCAA First Round	-/-	152
2014-15	Wofford	28-7 .800	16-2 .889	1st	NCAA First Round	RV/-	49
2015-16	Wofford	15-17 .469	11-7 .611	T3rd	-	-/-	202
2016-17	Wofford	16-17 .485	10-8 .556	T4th	-	-/-	189
2017-18	Wofford	21-13 .618	11-7 .611	T4th	CIT	-/-	141
2018-19	Wofford	30-5 .857	18-0 1.000	1st	NCAA Second Round	19/18	14
<b>Totals</b>	<b>17 Seasons</b>	<b>299-244 .551</b>	<b>175-124 .585</b>				
2019-20	Virginia Tech	16-16 .500	7-13 .350	T10th	-	-/-	92
2020-21	Virginia Tech	15-7 .682	9-4 .692	3rd	NCAA First Round	25/RV	51
2021-22	Virginia Tech	1-0 1.000	0-0 .000	-	-	-/-	-
<b>Totals</b>	<b>3 Seasons</b>	<b>32-23 .582</b>	<b>16-17 .485</b>				
<b>Overall</b>	<b>20 Seasons</b>	<b>331-267 .554</b>	<b>191-141 .575</b>				

### ► THE YOUNG FILE

Born	5/1/1963
Hometown	Radford, Virginia
Wife	Margaret
Children	Cooper, Davis
Education	Emory & Henry, 1986
Joined Tech Staff	4/7/2019
Years as College Head Coach	20
Years as College Coach	35

#### Coaching Career

1986-88	Assistant Coach, Emory & Henry
1988-89	Assistant Coach, Radford
1989-02	Assistant Coach, Wofford
2002-19	Head Coach, Wofford
2019-pr.	Head Coach, Virginia Tech

### ► ACCOMPLISHMENTS

#### Six NCAA Tournaments

2021, 2019, 2015, 2014, 2011, 2010

#### Five SoCon Tournament Championships

2019, 2015, 2014, 2011, 2010

#### Four SoCon Regular-Season Titles

2019, 2015, 2011, 2010

#### Two-time National Coach of the Year

2019 (Sporting News), 2010 (Hugh Durham)

#### Three AP All-America Selections

Fletcher Magee (2018-19), Karl Cochran (2014-15), Noah Dahlman (2009-10)



## O HUNTER CATTOOR

**JUNIOR** Guard | 6-3 | 200 | Human Development  
Orlando, Florida | Bishop Moore



## SEASON/CAREER BESTS

## POINTS

Season 5 vs. Maine (11/9/21)  
Career 17 vs. UMES (12/29/19)

## REBOUNDS

Season 4 vs. Maine (11/9/21)  
Career 8 vs. Coppin State (11/08/19)

## ASSISTS

Season 5 vs. Maine (11/9/21)  
Career 5 (2x), last vs. Maine (11/9/21)

## BLOCKS

Season -  
Career 3 vs. Wake Forest (2/27/21)

## STEALS

Season -  
Career 3 (3x), last at Notre Dame (1/27/21)

## MINUTES

Season 31 vs. Maine (11/9/21)  
Career 35 at Miami (2/6/21)

## FIELD GOALS MADE

Season 2 vs. Maine (11/9/21)  
Career 6 vs. UMES (12/29/19)

## FIELD GOALS ATTEMPTED

Season 4 vs. Maine (11/9/21)  
Career 11 (2x), last at Miami (2/6/21)

## 3-PT. FIELD GOALS MADE

Season 1 vs. Maine (11/9/21)  
Career 5 vs. UMES (12/29/19)

## 3-PT. FIELD GOALS ATTEMPTED

Season 3 vs. Maine (11/9/21)  
Career 10 vs. North Carolina (3/10/20)

## FREE THROWS MADE

Season -  
Career 6 vs. South Florida (11/29/20)

## FREE THROWS ATTEMPTED

Season -  
Career 8 vs. South Florida (11/29/20)

## CAREER STATS

	GP-GS	MIN	AVG	FG-FGA	FG%	3FG-FGA	3FG%	FT-FTA	FT%	OFF-DEF-TOT	AVG	PF-FO	AST	TO	BLK	STL	PTS	AVG
2019-20	31-3	629	20.3	69-165	.418	51-127	.402	14-22	.636	4-73-77	2.5	44-0	35	16	4	31	203	6.5
2020-21	22-2	489	22.2	57-125	.456	39-90	.433	34-43	.791	2-39-41	1.9	34-1	30	26	11	20	187	8.5
2021-22	1-1	31	31.0	2-4	.500	1-3	.333	0-0	.000	0-4-4	4.0	0-0	5	0	0	0	5	5.0
<b>TOTAL</b>	<b>54-6</b>	<b>1149</b>	<b>21.3</b>	<b>128-294</b>	<b>.435</b>	<b>91-220</b>	<b>.414</b>	<b>48-65</b>	<b>.738</b>	<b>6-116-122</b>	<b>2.3</b>	<b>78-1</b>	<b>70</b>	<b>42</b>	<b>15</b>	<b>51</b>	<b>395</b>	<b>7.3</b>

- One of Tech's top threats from three.
- Had 12 games of hitting three or more 3FGs during the 2020-21 season.
- Reached double-figure scoring 11 times as a sophomore.
- Made the game-tying 3-pointer to send the Miami (Fla.) (2/6) game into overtime, and then hit two clutch free throws in the final four seconds of OT to make it a two-possession game and preserve the win - finishing with 14 points and three rebounds.
- Played in 31 games, drawing three starts in 2019-20.
- Originally committed to Wofford, but signed with the Hokies after Virginia Tech's hiring of Mike Young.
- Four-year letterwinner at Bishop Moore High School.
- FHSAA 6A first-team All-State and District Player of the Year.
- Scored 1,420 points in high school. Was a 3-star (247 Sports).
- Also played quarterback on Bishop Moore's football team.

*Last name pronounced: cuh-TOUR*

## 2021-22 GAME-BY-GAME STATS

OPPONENT	DATE	ST	MIN	FG-FGA	PCT	3FG-FGA	PCT	FT-FTA	PCT	OFF	DEF	TOT	PF	A	T/O	BLK	STL	PTS
Maine	11/9/21	*	31	2-4	.500	1-3	.333	0-0	.000	0	4	4	0	5	0	0	0	5
at Navy	11/12/21																	
Radford	11/15/21																	
St. Francis (Pa.)	11/18/21																	
Merrimack	11/21/21																	
vs. Memphis	11/24/21																	
TBD	11/26/21																	
at Maryland	12/1/21																	
Wake Forest	12/4/21																	
Cornell	12/8/21																	
at Dayton	12/12/21																	
vs. St. Bonaventure	12/17/21																	
at Duke	12/22/21																	
at North Carolina	12/29/21																	
Pittsburgh	1/1/22																	
NC State	1/4/22																	
at Virginia	1/12/22																	
Notre Dame	1/15/22																	
at NC State	1/19/22																	
at Boston College	1/22/22																	
Miami	1/26/22																	
at Florida State	1/29/22																	
Georgia Tech	2/2/22																	
at Pittsburgh	2/5/22																	
Syracuse	2/12/22																	
Virginia	2/14/22																	
North Carolina	2/19/22																	
at Georgia Tech	2/23/22																	
at Miami	2/26/22																	
Louisville	3/1/22																	
at Clemson	3/5/22																	

## PRODUCTION TRACKER

	This Season	Career
Scored 10+ Points	-	21
Scored 20+ Points	-	-
Led Tech in Scoring	-	2
Made 3+ 3FGs	-	12
Led Tech in 3FGM	-	9
Shot over 40% from 3	-	31
Had a Double-Double	-	-
Had Multiple Assists	1	19
Had Multiple Steals	-	14



## 1 DAVID N'GUESSAN

**SOPHOMORE** Forward | 6-9 | 205 | Sociology  
De Lier, The Netherlands | Mt. Zion Prep



## SEASON/CAREER BESTS

## POINTS

Season 15 vs. Maine (11/9/21)  
Career 15 vs. Maine (11/9/21)

## REBOUNDS

Season -  
Career 7 vs. Longwood (12/21/20)

## ASSISTS

Season -  
Career 2 (2x), last at Miami (2/6/21)

## BLOCKS

Season 1 vs. Maine (11/9/21)  
Career 1 (3x), last vs. Maine (11/9/21)

## STEALS

Season -  
Career 2 (2x), last vs. Wake Forest (2/27/21)

## MINUTES

Season 18 vs. Maine (11/9/21)  
Career 20 vs. Wake Forest (2/27/21)

## FIELD GOALS MADE

Season 7 vs. Maine (11/9/21)  
Career 7 vs. Maine (11/9/21)

## FIELD GOALS ATTEMPTED

Season 7 vs. Maine (11/9/21)  
Career 7 vs. Maine (11/9/21)

## 3-PT. FIELD GOALS MADE

Season 1 vs. Maine (11/9/21)  
Career 1 vs. Maine (11/9/21)

## 3-PT. FIELD GOALS ATTEMPTED

Season 1 vs. Maine (11/9/21)  
Career 1 (3x), last vs. Maine (11/9/21)

## FREE THROWS MADE

Season -  
Career 3 at Wake Forest (1/17/21)

## FREE THROWS ATTEMPTED

Season 1 vs. Maine (11/9/21)  
Career 5 (2x), last vs. Wake Forest (2/27/21)

## CAREER STATS

	GP-GS	MIN	AVG	FG-FGA	FG%	3FG-FGA	3FG%	FT-FTA	FT%	OFF-DEF-TOT	AVG	PF-FO	AST	TO	BLK	STL	PTS	AVG
2020-21	21-0	202	9.6	21-36	.583	0-2	.000	13-31	.419	15-33-48	2.3	33-1	8	9	2	6	55	2.6
2021-22	1-0	18	18.0	7-7	1.000	1-1	1.000	0-1	.000	0-0-0	0.0	1-0	0	0	1	0	15	15.0
TOTAL	22-0	220	10.0	28-43	.651	1-3	.333	13-32	.406	15-33-48	2.3	34-1	8	9	3	6	70	3.2

- Look for a huge jump in production; he's had one of the more impressive offseasons for the Hokies
- Worked on extending his range to the 3-point line.
- Appeared in 21 of 22 games as a freshman.
- Reached double-figure scoring in back-to-back games at Wake Forest (1/17/21) and at Syracuse (1/23/21).
- Totaled a career-high 13 points in 14 minutes in the 64-60 win at Wake Forest (1/17/21).
- A consensus three-star recruit by Rivals and 247 Sports.
- Averaged 15 points, seven rebounds and three assists per game at Mt. Zion Prep during the 2019-20 season.
- Chose the Hokies over St. Joseph's, VCU and Washington State.

*Last name pronounced: GUH-sahn*

## 2021-22 GAME-BY-GAME STATS

OPPONENT	DATE	ST	MIN	FG-FGA	PCT	3FG-FGA	PCT	FT-FTA	PCT	OFF	DEF	TOT	PF	A	T/O	BLK	STL	PTS
Maine	11/9/21		18	7-7	1.000	1-1	1.000	0-1	.000	0	0	0	1	0	0	0	0	15
at Navy	11/12/21																	
Radford	11/15/21																	
St. Francis (Pa.)	11/18/21																	
Merrimack	11/21/21																	
vs. Memphis	11/24/21																	
TBD	11/26/21																	
at Maryland	12/1/21																	
Wake Forest	12/4/21																	
Cornell	12/8/21																	
at Dayton	12/12/21																	
vs. St. Bonaventure	12/17/21																	
at Duke	12/22/21																	
at North Carolina	12/29/21																	
Pittsburgh	1/1/22																	
NC State	1/4/22																	
at Virginia	1/12/22																	
Notre Dame	1/15/22																	
at NC State	1/19/22																	
at Boston College	1/22/22																	
Miami	1/26/22																	
at Florida State	1/29/22																	
Georgia Tech	2/2/22																	
at Pittsburgh	2/5/22																	
Syracuse	2/12/22																	
Virginia	2/14/22																	
North Carolina	2/19/22																	
at Georgia Tech	2/23/22																	
at Miami	2/26/22																	
Louisville	3/1/22																	
at Clemson	3/5/22																	

## PRODUCTION TRACKER

	This Season	Career
Scored 10+ Points	1	3
Scored 20+ Points	-	-
Led Tech in Scoring	1	1
Made multiple 3FGs	-	-
Had 5+ Rebounds	-	4
Had a Double-Double	-	-
Had Multiple Assists	-	2
Had Multiple Steals	-	2
Had Multiple Blocks	-	-



# 3 SEAN PEDULLA

**FRESHMAN** Guard | 6-1 | 190 | Sports Media and Analytics  
Edmond, Oklahoma | Edmond Memorial



## SEASON/CAREER BESTS

### POINTS

Season 3 vs. Maine (11/9/21)  
Career 3 vs. Maine (11/9/21)

### REBOUNDS

Season 2 vs. Maine (11/9/21)  
Career 2 vs. Maine (11/9/21)

### ASSISTS

Season 1 vs. Maine (11/9/21)  
Career 1 vs. Maine (11/9/21)

### BLOCKS

Season -  
Career -

### STEALS

Season -  
Career -

### MINUTES

Season 11 vs. Maine (11/9/21)  
Career 11 vs. Maine (11/9/21)

### FIELD GOALS MADE

Season 1 vs. Maine (11/9/21)  
Career 1 vs. Maine (11/9/21)

### FIELD GOALS ATTEMPTED

Season 4 vs. Maine (11/9/21)  
Career 4 vs. Maine (11/9/21)

### 3-PT. FIELD GOALS MADE

Season 1 vs. Maine (11/9/21)  
Career 1 vs. Maine (11/9/21)

### 3-PT. FIELD GOALS ATTEMPTED

Season 2 vs. Maine (11/9/21)  
Career 2 vs. Maine (11/9/21)

### FREE THROWS MADE

Season -  
Career -

### FREE THROWS ATTEMPTED

Season -  
Career -

## CAREER STATS

	GP-GS	MIN	AVG	FG-FGA	FG%	3FG-FGA	3FG%	FT-FTA	FT%	OFF-DEF-TOT	AVG	PF-FO	AST	TO	BLK	STL	PTS	AVG
2021-22	1-0	11	11.0	1-4	.250	1-2	.500	-	-	1-1-2	2.0	1-0	1	1	-	-	3	3.0
TOTAL	1-0	11	11.0	1-4	.250	1-2	.500	-	-	1-1-2	2.0	1-0	1	1	-	-	3	3.0

- Will contribute minutes at point guard
- Solid sharpshooter from downtown
- Guided Edmond Memorial to three state tournaments.
- Two-time all-state selection and COAC Offensive Player of the Year that averaged 17.6 points a game as a senior
- Rated the 165th-best prospect in the 2021 class on 247Sports.
- Tabbed the second-best player in the state of Oklahoma and the 25th-best point guard nationally, according to 247Sports.
- Chose the Hokies over Minnesota and Oklahoma State.

*Last name pronounced: puh-DOOL-uh*

## 2021-22 GAME-BY-GAME STATS

OPPONENT	DATE	ST	MIN	FG-FGA	PCT	3FG-FGA	PCT	FT-FTA	PCT	OFF	DEF	TOT	PF	A	T/O	BLK	STL	PTS
Maine	11/9/21		11	1-4	.250	1-2	.500	0-0	.000	1	1	2	1	1	1	0	0	3
at Navy	11/12/21																	
Radford	11/15/21																	
St. Francis (Pa.)	11/18/21																	
Merrimack	11/21/21																	
vs. Memphis	11/24/21																	
TBD	11/26/21																	
at Maryland	12/1/21																	
Wake Forest	12/4/21																	
Cornell	12/8/21																	
at Dayton	12/12/21																	
vs. St. Bonaventure	12/17/21																	
at Duke	12/22/21																	
at North Carolina	12/29/21																	
Pittsburgh	1/1/22																	
NC State	1/4/22																	
at Virginia	1/12/22																	
Notre Dame	1/15/22																	
at NC State	1/19/22																	
at Boston College	1/22/22																	
Miami	1/26/22																	
at Florida State	1/29/22																	
Georgia Tech	2/2/22																	
at Pittsburgh	2/5/22																	
Syracuse	2/12/22																	
Virginia	2/14/22																	
North Carolina	2/19/22																	
at Georgia Tech	2/23/22																	
at Miami	2/26/22																	
Louisville	3/1/22																	
at Clemson	3/5/22																	

## PRODUCTION TRACKER

	This Season
Scored 10+ Points	-
Scored 20+ Points	-
Led Tech in Scoring	-
Made 3+ 3FGs	-
Led Tech in 3FGM	-
Shot over 40% from 3	1
Had a Double-Double	-
Had Multiple Assists	-
Had Multiple Steals	-





## 4 NAHIEM ALLEYNE

**JUNIOR** Guard | 6-4 | 195 | Human Development  
Buford, Georgia | Mountain View



## SEASON/CAREER BESTS

## POINTS

Season 13 vs. Maine (11/9/21)  
Career 28 vs. Florida (3/19/21)

## REBOUNDS

Season 7 vs. Maine (11/9/21)  
Career 9 at Notre Dame (1/27/21)

## ASSISTS

Season 4 vs. Maine (11/9/21)  
Career 5 (2x), last vs. Wake Forest (2/27/21)

## BLOCKS

Season -  
Career 2 vs. Delaware State (11/20/19)

## STEALS

Season 1 vs. Maine (11/9/21)  
Career 3 at Louisville (1/6/21)

## MINUTES

Season 29 vs. Maine (11/9/21)  
Career 38 vs. Florida (3/19/21)

## FIELD GOALS MADE

Season 5 vs. Maine (11/9/21)  
Career 8 vs. Florida (3/19/21)

## FIELD GOALS ATTEMPTED

Season 10 vs. Maine (11/9/21)  
Career 18 vs. Florida (3/19/21)

## 3-PT. FIELD GOALS MADE

Season 3 vs. Maine (11/9/21)  
Career 5 (4x), last at Syracuse (1/23/21)

## 3-PT. FIELD GOALS ATTEMPTED

Season 6 vs. Maine (11/9/21)  
Career 10 (3x), last vs. Florida (3/19/21)

## FREE THROWS MADE

Season -  
Career 8 vs. Florida (3/19/21)

## FREE THROWS ATTEMPTED

Season -  
Career 11 vs. Florida (3/19/21)

## CAREER STATS

	GP-GS	MIN	AVG	FG-FGA	FG%	3FG-FGA	3FG%	FT-FTA	FT%	OFF-DEF-TOT	AVG	PF-FO	AST	TO	BLK	STL	PTS	AVG
2019-20	32-27	832	26.0	92-237	.388	49-126	.389	48-63	.762	6-69-75	2.3	51-1	46	27	6	12	281	8.8
2020-21	22-21	623	28.3	78-199	.392	42-103	.408	46-57	.807	4-54-58	2.6	47-0	37	33	2	15	244	11.1
2021-22	1-1	29	29.0	5-10	.500	3-6	.500	0-0	.000	0-7-7	7.0	0-0	4	2	0	1	13	13.0
<b>TOTAL</b>	<b>55-49</b>	<b>1486</b>	<b>27.0</b>	<b>175-446</b>	<b>.392</b>	<b>94-235</b>	<b>.400</b>	<b>94-120</b>	<b>.783</b>	<b>10-130-140</b>	<b>2.5</b>	<b>98-1</b>	<b>87</b>	<b>62</b>	<b>8</b>	<b>28</b>	<b>538</b>	<b>9.8</b>

- One of Tech's top threats from three.
- Had seven games of hitting three or more 3FGs during the 2020-21 season.
- Reached double-figure scoring 13 times as a sophomore.
- Made the game-tying 3-pointer to send the Florida (3/19) game into overtime in the first round of the 2021 NCAA Tournament.
- Started 21 of 22 games in 2020-21.
- Shot 40.8 percent from three last season, which was second on the team.
- Two-time ACC Men's Basketball All-Academic Team honoree.
- Averaged 17.2 points per game and made 63 three-pointers in the 2018-19 season at Mountain View.
- A three-star recruit by 247 Sports that was ranked as the 21st-best player in the state of Georgia.
- Born in Long Island, New York; family moved to Georgia when he was in middle school.
- Into anime, and in his opinion, J. Cole is the best rapper of all-time - it's not up for debate.

*Name pronounced: nah-HEEM ah-LEAN*

## 2021-22 GAME-BY-GAME STATS

OPPONENT	DATE	ST	MIN	FG-FGA	PCT	3FG-FGA	PCT	FT-FTA	PCT	OFF	DEF	TOT	PF	A	T/O	BLK	STL	PTS
Maine	11/9/21	*	29	5-10	.500	3-6	.500	0-0	.000	0	7	7	0	4	2		1	13
at Navy	11/12/21																	
Radford	11/15/21																	
St. Francis (Pa.)	11/18/21																	
Merrimack	11/21/21																	
vs. Memphis	11/24/21																	
TBD	11/26/21																	
at Maryland	12/1/21																	
Wake Forest	12/4/21																	
Cornell	12/8/21																	
at Dayton	12/12/21																	
vs. St. Bonaventure	12/17/21																	
at Duke	12/22/21																	
at North Carolina	12/29/21																	
Pittsburgh	1/1/22																	
NC State	1/4/22																	
at Virginia	1/12/22																	
Notre Dame	1/15/22																	
at NC State	1/19/22																	
at Boston College	1/22/22																	
Miami	1/26/22																	
at Florida State	1/29/22																	
Georgia Tech	2/2/22																	
at Pittsburgh	2/5/22																	
Syracuse	2/12/22																	
Virginia	2/14/22																	
North Carolina	2/19/22																	
at Georgia Tech	2/23/22																	
at Miami	2/26/22																	
Louisville	3/1/22																	
at Clemson	3/5/22																	

## PRODUCTION TRACKER

	This Season	Career
Scored 10+ Points	1	26
Scored 20+ Points	-	5
Led Tech in Scoring	-	9
Made 3+ 3FGs	1	16
Led Tech in 3FGM	1	14
Shot over 40% from 3	1	27
Had a Double-Double	-	-
Had Multiple Assists	1	23
Had Multiple Steals	-	4



## 5 STORM MURPHY

GRADUATE STUDENT Guard | 6-0 | 185 | Leadership Studies  
Middleton, Wisconsin | Wofford

## SEASON/CAREER BESTS

## POINTS

Season 5 vs. Maine (11/9/21)  
Career 28 vs. Western Carolina (1/23/21)

## REBOUNDS

Season 3 vs. Maine (11/9/21)  
Career 8 vs. South Florida (12/12/20)

## ASSISTS

Season 2 vs. Maine (11/9/21)  
Career 11 vs. Samford (1/2/21)

## BLOCKS

Season -  
Career 1 (3x), last at Samford (3/2/19)

## STEALS

Season 1 vs. Maine (11/9/21)  
Career 4 vs. Mercer (3/3/18)

## MINUTES

Season 26 vs. Maine (11/9/21)  
Career 40 at UNC Greensboro (2/19/20)

## FIELD GOALS MADE

Season 2 vs. Maine (11/9/21)  
Career 10 vs. Western Carolina (1/23/21)

## FIELD GOALS ATTEMPTED

Season 7 vs. Maine (11/9/21)  
Career 19 at Chattanooga (1/16/21)

## 3-PT. FIELD GOALS MADE

Season 1 vs. Maine (11/9/21)  
Career 5 (6x), last at VMI (1/13/21)

## 3-PT. FIELD GOALS ATTEMPTED

Season 4 vs. Maine (11/9/21)  
Career 10 (6x), last vs. VMI (2/3/21)

## FREE THROWS MADE

Season -  
Career 8 (3x), last vs. The Citadel (2/17/21)

## FREE THROWS ATTEMPTED

Season -  
Career 10 vs. The Citadel (2/17/21)

## CAREER STATS

	GP-GS	MIN	AVG	FG-FGA	FG%	3FG-FGA	3FG%	FT-FTA	FT%	OFF-DEF-TOT	AVG	PF-FO	AST	TO	BLK	STL	PTS	AVG
2017-18	34-29	932	27.4	70-160	.438	41-107	.383	32-38	.842	7-68-75	2.2	44-0	135	56	1	30	213	6.3
2018-19	34-33	890	26.2	98-196	.500	50-106	.472	27-32	.844	4-58-62	1.8	59-0	112	41	1	24	273	8.0
2019-20	34-34	1071	31.5	147-318	.462	64-152	.421	45-52	.865	10-80-90	2.6	56-1	121	75	1	25	403	11.9
2020-21	24-24	830	34.6	143-304	.470	70-175	.400	70-83	.843	14-64-78	3.3	29-0	104	65	-	23	426	17.8
2021-22	1-1	26	26.0	2-7	.286	1-4	.250	0-0	.000	0-3-3	3.0	1-0	2	0	0	1	5	5.0
<b>TOTAL</b>	<b>127-121</b>	<b>3749</b>	<b>29.5</b>	<b>460-985</b>	<b>.467</b>	<b>226-544</b>	<b>.415</b>	<b>174-205</b>	<b>.849</b>	<b>35-273-308</b>	<b>2.4</b>	<b>189-1</b>	<b>474</b>	<b>237</b>	<b>3</b>	<b>103</b>	<b>1320</b>	<b>10.4</b>

- Consummate point guard with four years of college experience.
- First-Team All-SoCon and named to SoCon All-Tournament Team last season.
- Averaged 17.8 points, 3.3 rebounds and 4.3 assists as a senior at Wofford - one of only 11 players to average that stat line or better nationally.
- NABC All-District 21 First Team selection who was featured on the Lou Henson Award Mid-Season Watch List.
- Started all 24 games in 2020-21.
- Tallied double figures in 21 of 24 contests, including 10 20-point performances, and dished over five assists on eight occasions.
- Graduated from Wofford with 1,315 career points, which rank 24th all-time in program history.

## 2021-22 GAME-BY-GAME STATS

OPPONENT	DATE	ST	MIN	FG-FGA	PCT	3FG-FGA	PCT	FT-FTA	PCT	OFF	DEF	TOT	PF	A	T/O	BLK	STL	PTS
Maine	11/9/21	*	26	2-7	.286	1-4	.250	0-0	.000	0	3	3	1	2	0	0	1	5
at Navy	11/12/21																	
Radford	11/15/21																	
St. Francis (Pa.)	11/18/21																	
Merrimack	11/21/21																	
vs. Memphis	11/24/21																	
TBD	11/26/21																	
at Maryland	12/1/21																	
Wake Forest	12/4/21																	
Cornell	12/8/21																	
at Dayton	12/12/21																	
vs. St. Bonaventure	12/17/21																	
at Duke	12/22/21																	
at North Carolina	12/29/21																	
Pittsburgh	1/1/22																	
NC State	1/4/22																	
at Virginia	1/12/22																	
Notre Dame	1/15/22																	
at NC State	1/19/22																	
at Boston College	1/22/22																	
Miami	1/26/22																	
at Florida State	1/29/22																	
Georgia Tech	2/2/22																	
at Pittsburgh	2/5/22																	
Syracuse	2/12/22																	
Virginia	2/14/22																	
North Carolina	2/19/22																	
at Georgia Tech	2/23/22																	
at Miami	2/26/22																	
Louisville	3/1/22																	
at Clemson	3/5/22																	

## PRODUCTION TRACKER

	This Season	Career
Scored 10+ Points	-	59
Scored 20+ Points	-	12
Led Tech in Scoring	-	-
Made 3+ 3FGs	-	33
Led Tech in 3FGM	-	-
Shot over 40% from 3	-	71
Had a Double-Double	-	1
Had 5+ Assists	-	35
Had Multiple Steals	-	23



## 10 CAMDEN JOHNSON

**FRESHMAN** Guard | 6-1 | 175 | Business, Undecided  
Waxhaw, North Carolina | Metrolina Christian Academy



## SEASON/CAREER BESTS

## POINTS

Season -  
Career -

## REBOUNDS

Season -  
Career -

## ASSISTS

Season -  
Career -

## BLOCKS

Season -  
Career -

## STEALS

Season -  
Career -

## MINUTES

Season 2 vs. Maine (11/9/21)  
Career 2 vs. Maine (11/9/21)

## FIELD GOALS MADE

Season -  
Career -

## FIELD GOALS ATTEMPTED

Season -  
Career -

## 3-PT. FIELD GOALS MADE

Season -  
Career -

## 3-PT. FIELD GOALS ATTEMPTED

Season -  
Career -

## FREE THROWS MADE

Season -  
Career -

## FREE THROWS ATTEMPTED

Season -  
Career -

- Recruited as a preferred walk-on.
- Averaged 14 points, 6.6 rebounds, 3.2 assists and 2.3 steals per game his senior season at Metrolina.
- Parents, Joey and Cindy Johnson, both attended Virginia Tech.

## 2021-22 GAME-BY-GAME STATS

OPPONENT	DATE	ST	MIN	FG-FGA	PCT	3FG-FGA	PCT	FT-FTA	PCT	OFF	DEF	TOT	PF	A	T/O	BLK	STL	PTS
Maine	11/9/21		2	0-0	.000	0-0	.000	0-0	.000	0	0	0	0	0	0	0	0	0
at Navy	11/12/21																	
Radford	11/15/21																	
St. Francis (Pa.)	11/18/21																	
Merrimack	11/21/21																	
vs. Memphis	11/24/21																	
TBD	11/26/21																	
at Maryland	12/1/21																	
Wake Forest	12/4/21																	
Cornell	12/8/21																	
at Dayton	12/12/21																	
vs. St. Bonaventure	12/17/21																	
at Duke	12/22/21																	
at North Carolina	12/29/21																	
Pittsburgh	1/1/22																	
NC State	1/4/22																	
at Virginia	1/12/22																	
Notre Dame	1/15/22																	
at NC State	1/19/22																	
at Boston College	1/22/22																	
Miami	1/26/22																	
at Florida State	1/29/22																	
Georgia Tech	2/2/22																	
at Pittsburgh	2/5/22																	
Syracuse	2/12/22																	
Virginia	2/14/22																	
North Carolina	2/19/22																	
at Georgia Tech	2/23/22																	
at Miami	2/26/22																	
Louisville	3/1/22																	
at Clemson	3/5/22																	

## PRODUCTION TRACKER

	This Season
Scored 5+ Points	-
Scored 10+ Points	-
Made Multiple 3FGs	-
Made 3+ 3FGs	-
Led Tech in 3FGM	-
Shot over 40% from 3	-
Played 5+ Minutes	-
Had Multiple Assists	-
Had Multiple Steals	-



## CAREER STATS

	GP-GS	MIN	AVG	FG-FGA	FG%	3FG-FGA	3FG%	FT-FTA	FT%	OFF-DEF-TOT	AVG	PF-FO	AST	TO	BLK	STL	PTS	AVG
2021-22	1-0	2	2.0	0-0	.000	0-0	.000	0-0	.000	0-0-0	0.0	0-0	0	0	0	0	0	0.0
TOTAL	1-0	2	2.0	0-0	.000	0-0	.000	0-0	.000	0-0-0	0.0	0-0	0	0	0	0	0	0.0



## 11 JALEN HAYNES

**FRESHMAN** Forward | 6-8 | 250 | Human Development  
Ft. Lauderdale, Florida | Montverde Academy



## SEASON/CAREER BESTS

## POINTS

Season -  
Career -

## REBOUNDS

Season -  
Career -

## ASSISTS

Season -  
Career -

## BLOCKS

Season -  
Career -

## STEALS

Season -  
Career -

## MINUTES

Season 5 vs. Maine (11/9/21)  
Career 5 vs. Maine (11/9/21)

## FIELD GOALS MADE

Season -  
Career -

## FIELD GOALS ATTEMPTED

Season -  
Career -

## 3-PT. FIELD GOALS MADE

Season -  
Career -

## 3-PT. FIELD GOALS ATTEMPTED

Season -  
Career -

## FREE THROWS MADE

Season -  
Career -

## FREE THROWS ATTEMPTED

Season 1 vs. Maine (11/9/21)  
Career 1 vs. Maine (11/9/21)

## CAREER STATS

	GP-GS	MIN	AVG	FG-FGA	FG%	3FG-FGA	3FG%	FT-FTA	FT%	OFF-DEF-TOT	AVG	PF-FO	AST	TO	BLK	STL	PTS	AVG
2021-22	1-0	5	5.0	0-0	.000	0-0	.000	0-1	.000	0-0-0	.000	1-0	0	0	0	0	0	0.0
TOTAL	1-0	5	5.0	0-0	.000	0-0	.000	0-1	.000	0-0-0	.000	1-0	0	0	0	0	0	0.0

- Played a postgraduate season at Montverde Academy during the 2020-21 season for head coach Ben Wisniewski; averaged 20.2 points and 10.6 rebounds.
- Before Montverde, played at Dillard High School for legendary head coach Darryl Burrows.
- At Dillard in 2019-20, averaged 18 points, 10 rebounds and two blocks, while leading the Panthers to a 24-8 record and to the state title game.
- Three-star recruit by 247Sports.
- Chose the Hokies over Mississippi State, Boston College and UCF.

*First name pronounced: JAY-lin*

## 2021-22 GAME-BY-GAME STATS

OPPONENT	DATE	ST	MIN	FG-FGA	PCT	3FG-FGA	PCT	FT-FTA	PCT	OFF	DEF	TOT	PF	A	T/O	BLK	STL	PTS
Maine	11/9/21		5	0-0	.000	0-0	.000	0-1	.000	0	0	0	1	0	0	0	0	0
at Navy	11/12/21																	
Radford	11/15/21																	
St. Francis (Pa.)	11/18/21																	
Merrimack	11/21/21																	
vs. Memphis	11/24/21																	
TBD	11/26/21																	
at Maryland	12/1/21																	
Wake Forest	12/4/21																	
Cornell	12/8/21																	
at Dayton	12/12/21																	
vs. St. Bonaventure	12/17/21																	
at Duke	12/22/21																	
at North Carolina	12/29/21																	
Pittsburgh	1/1/22																	
NC State	1/4/22																	
at Virginia	1/12/22																	
Notre Dame	1/15/22																	
at NC State	1/19/22																	
at Boston College	1/22/22																	
Miami	1/26/22																	
at Florida State	1/29/22																	
Georgia Tech	2/2/22																	
at Pittsburgh	2/5/22																	
Syracuse	2/12/22																	
Virginia	2/14/22																	
North Carolina	2/19/22																	
at Georgia Tech	2/23/22																	
at Miami	2/26/22																	
Louisville	3/1/22																	
at Clemson	3/5/22																	

## PRODUCTION TRACKER

	This Season
Scored 10+ Points	-
Had 5+ Rebounds	-
Had Multiple Blocks	-
Led Tech in Blocks	-
Had Multiple Steals	-
Shot over 50% from the floor	-
Played 10+ Minutes	-
Shot 5+ Free Throws	-
Had Multiple Dunks	-



## 13 DARIUS MADDOX

**SOPHOMORE** Guard | 6-5 | 185 | Sports Media and Analytics  
Bowie, Maryland | Oak Hill Academy



## SEASON/CAREER BESTS

## POINTS

Season 9 vs. Maine (11/9/21)  
Career 9 (2x), last vs. Maine (11/9/21)

## REBOUNDS

Season 2 vs. Maine (11/9/21)  
Career 2 vs. Maine (11/9/21)

## ASSISTS

Season -  
Career 1 (3x), last at Syracuse (1/23/21)

## BLOCKS

Season -  
Career 1 vs. Miami (12/29/20)

## STEALS

Season -  
Career -

## MINUTES

Season 19 vs. Maine (11/9/21)  
Career 19 vs. Maine (11/9/21)

## FIELD GOALS MADE

Season 4 vs. Maine (11/9/21)  
Career 4 vs. Maine (11/9/21)

## FIELD GOALS ATTEMPTED

Season 7 vs. Maine (11/9/21)  
Career 7 vs. Maine (11/9/21)

## 3-PT. FIELD GOALS MADE

Season 1 vs. Maine (11/9/21)  
Career 3 vs. Coppin State (12/19/20)

## 3-PT. FIELD GOALS ATTEMPTED

Season 1 vs. Maine (11/9/21)  
Career 3 vs. Coppin State (12/19/20)

## FREE THROWS MADE

Season -  
Career -

## FREE THROWS ATTEMPTED

Season -  
Career -

## CAREER STATS

	GP-GS	MIN	AVG	FG-FGA	FG%	3FG-FGA	3FG%	FT-FTA	FT%	OFF-DEF-TOT	AVG	PF-FO	AST	TO	BLK	STL	PTS	AVG
2020-21	11-0	35	3.2	3-11	.273	3-7	.429	0-0	.000	2-0-2	0.2	3-0	3	1	1	0	9	0.8
2021-22	1-0	19	19.0	4-7	.571	1-1	1.000	0-0	.000	0-2-2	2.0	1-0	0	2	0	0	9	9.0
TOTAL	12-0	54	4.5	7-18	.389	4-8	.500	0-0	.000	2-2-4	0.3	4-0	3	3	1	0	18	1.5

- Appeared in 11 games in 2020-21, recording a season-high nine points vs. Coppin State (12/19/20).
- Rated 84th overall and the 14th-best shooting guard on 247 Sports.
- Chose the Hokies over Cincinnati, Creighton, Georgetown and Seton Hall.

## 2021-22 GAME-BY-GAME STATS

OPPONENT	DATE	ST	MIN	FG-FGA	PCT	3FG-FGA	PCT	FT-FTA	PCT	OFF	DEF	TOT	PF	A	T/O	BLK	STL	PTS
Maine	11/9/21		19	4-7	.571	1-1	1.000	0-0	.000	0	2	2	1	0	2	0	0	9
at Navy	11/12/21																	
Radford	11/15/21																	
St. Francis (Pa.)	11/18/21																	
Merrimack	11/21/21																	
vs. Memphis	11/24/21																	
TBD	11/26/21																	
at Maryland	12/1/21																	
Wake Forest	12/4/21																	
Cornell	12/8/21																	
at Dayton	12/12/21																	
vs. St. Bonaventure	12/17/21																	
at Duke	12/22/21																	
at North Carolina	12/29/21																	
Pittsburgh	1/1/22																	
NC State	1/4/22																	
at Virginia	1/12/22																	
Notre Dame	1/15/22																	
at NC State	1/19/22																	
at Boston College	1/22/22																	
Miami	1/26/22																	
at Florida State	1/29/22																	
Georgia Tech	2/2/22																	
at Pittsburgh	2/5/22																	
Syracuse	2/12/22																	
Virginia	2/14/22																	
North Carolina	2/19/22																	
at Georgia Tech	2/23/22																	
at Miami	2/26/22																	
Louisville	3/1/22																	
at Clemson	3/5/22																	

## PRODUCTION TRACKER

	This Season	Career
Scored 10+ Points	-	-
Scored 20+ Points	-	-
Led Tech in Scoring	-	-
Made 3+ 3FGs	-	1
Led Tech in 3FGM	-	-
Shot over 40% from 3	1	2
Had a Double-Double	-	-
Had Multiple Assists	-	-
Had Multiple Steals	-	-



# 14 BEN VARGA

**FRESHMAN** Guard | 5-10 | 170 | Business, Undecided  
Louisville, Kentucky | St. Xavier



## SEASON/CAREER BESTS

### POINTS

Season -  
Career -

### REBOUNDS

Season -  
Career -

### ASSISTS

Season -  
Career -

### BLOCKS

Season -  
Career -

### STEALS

Season -  
Career -

### MINUTES

Season 2 vs. Maine (11/9/21)  
Career 2 vs. Maine (11/9/21)

### FIELD GOALS MADE

Season -  
Career -

### FIELD GOALS ATTEMPTED

Season -  
Career -

### 3-PT. FIELD GOALS MADE

Season -  
Career -

### 3-PT. FIELD GOALS ATTEMPTED

Season -  
Career -

### FREE THROWS MADE

Season -  
Career -

### FREE THROWS ATTEMPTED

Season -  
Career -

## CAREER STATS

	GP-GS	MIN	AVG	FG-FGA	FG%	3FG-FGA	3FG%	FT-FTA	FT%	OFF-DEF-TOT	AVG	PF-FO	AST	TO	BLK	STL	PTS	AVG
2021-22	1-0	2	2.0	0-0	.000	0-0	.000	0-0	.000	0-0-0	0.0	0-0	0	0	0	0	0	0.0
TOTAL	1-0	2	2.0	0-0	.000	0-0	.000	0-0	.000	0-0-0	0.0	0-0	0	0	0	0	0	0.0

- Recruited as a preferred walk-on.
- Played four years at St. Xavier High School for head coach Kevin Klein.
- Holds school record for career 3-pointers made, school record for 3-pointers made in a game and school record for 3-pointers made in a season.
- Led Kentucky in 3-pointers his senior year - averaged 18 ppg and four 3-pointers per game.
- Dad played tennis at the University of Kentucky.

*Last name pronounced: VAR-guh*

## 2021-22 GAME-BY-GAME STATS

OPPONENT	DATE	ST	MIN	FG-FGA	PCT	3FG-FGA	PCT	FT-FTA	PCT	OFF	DEF	TOT	PF	A	T/O	BLK	STL	PTS
Maine	11/9/21		2	0-0	.000	0-0	.000	0-0	.000	0	0	0	0	0	0	0	0	0
at Navy	11/12/21																	
Radford	11/15/21																	
St. Francis (Pa.)	11/18/21																	
Merrimack	11/21/21																	
vs. Memphis	11/24/21																	
TBD	11/26/21																	
at Maryland	12/1/21																	
Wake Forest	12/4/21																	
Cornell	12/8/21																	
at Dayton	12/12/21																	
vs. St. Bonaventure	12/17/21																	
at Duke	12/22/21																	
at North Carolina	12/29/21																	
Pittsburgh	1/1/22																	
NC State	1/4/22																	
at Virginia	1/12/22																	
Notre Dame	1/15/22																	
at NC State	1/19/22																	
at Boston College	1/22/22																	
Miami	1/26/22																	
at Florida State	1/29/22																	
Georgia Tech	2/2/22																	
at Pittsburgh	2/5/22																	
Syracuse	2/12/22																	
Virginia	2/14/22																	
North Carolina	2/19/22																	
at Georgia Tech	2/23/22																	
at Miami	2/26/22																	
Louisville	3/1/22																	
at Clemson	3/5/22																	

## PRODUCTION TRACKER

	This Season
Scored 5+ Points	-
Scored 10+ Points	-
Made Multiple 3FGs	-
Made 3+ 3FGs	-
Led Tech in 3FGM	-
Shot over 40% from 3	-
Played 5+ Minutes	-
Had Multiple Assists	-
Had Multiple Steals	-





## 15 LYNN KIDD

**SOPHOMORE** Center | 6-10 | 240 | Public Health  
Gainesville, Florida | Clemson



## SEASON/CAREER BESTS

## POINTS

Season -  
Career 4 vs. Florida State (1/23/21)

## REBOUNDS

Season 3 vs. Maine (11/9/21)  
Career 4 vs. South Carolina State (12/2/20)

## ASSISTS

Season -  
Career 1 vs. Mississippi State (11/25/20)

## BLOCKS

Season -  
Career 2 vs. South Carolina State (12/2/20)

## STEALS

Season -  
Career -

## MINUTES

Season 4 vs. Maine (11/9/21)  
Career 12 vs. South Carolina State (12/2/20)

## FIELD GOALS MADE

Season -  
Career 1 (2x), last vs. Florida State (1/23/21)

## FIELD GOALS ATTEMPTED

Season 1 vs. Maine (11/9/21)  
Career 5 vs. South Carolina State (12/2/20)

## 3-PT. FIELD GOALS MADE

Season -  
Career -

## 3-PT. FIELD GOALS ATTEMPTED

Season -  
Career -

## FREE THROWS MADE

Season -  
Career 2 (2x), last vs. Florida State (1/23/21)

## FREE THROWS ATTEMPTED

Season -  
Career 2 (2x), last vs. Florida State (1/23/21)

## CAREER STATS

	GP-GS	MIN	AVG	FG-FGA	FG%	3FG-FGA	3FG%	FT-FTA	FT%	OFF-DEF-TOT	AVG	PF-FO	AST	TO	BLK	STL	PTS	AVG
2020-21	7-0	33	4.7	2-6	.333	0-0	.000	4-4	1.000	4-3-7	1.0	6-0	1	2	2	0	8	1.1
2021-22	1-0	4	4.0	0-1	.000	0-0	.000	0-0	.000	2-1-3	3.0	0-0	0	2	0	0	0	0.0
<b>TOTAL</b>	<b>8-0</b>	<b>37</b>	<b>4.6</b>	<b>2-7</b>	<b>.286</b>	<b>0-0</b>	<b>.000</b>	<b>4-4</b>	<b>1.000</b>	<b>6-4-10</b>	<b>1.3</b>	<b>6-0</b>	<b>1</b>	<b>4</b>	<b>2</b>	<b>0</b>	<b>8</b>	<b>1.0</b>

- Played in seven games, totaling eight points in 33 minutes of action as a freshman at Clemson.
- Reclassified from the 2021 recruiting class to 2020.
- No. 77 overall prospect on ESPN's Top-100 list of high school juniors; four-star recruit.
- Chose Clemson over Virginia Tech, Miami, Wake Forest, Auburn and Florida during his initial recruitment.

## 2021-22 GAME-BY-GAME STATS

OPPONENT	DATE	ST	MIN	FG-FGA	PCT	3FG-FGA	PCT	FT-FTA	PCT	OFF	DEF	TOT	PF	A	T/O	BLK	STL	PTS
Maine	11/9/21		4	0-1	.000	0-0	.000	0-0	.000	2	1	3	0	0	2	0	0	0
at Navy	11/12/21																	
Radford	11/15/21																	
St. Francis (Pa.)	11/18/21																	
Merrimack	11/21/21																	
vs. Memphis	11/24/21																	
TBD	11/26/21																	
at Maryland	12/1/21																	
Wake Forest	12/4/21																	
Cornell	12/8/21																	
at Dayton	12/12/21																	
vs. St. Bonaventure	12/17/21																	
at Duke	12/22/21																	
at North Carolina	12/29/21																	
Pittsburgh	1/1/22																	
NC State	1/4/22																	
at Virginia	1/12/22																	
Notre Dame	1/15/22																	
at NC State	1/19/22																	
at Boston College	1/22/22																	
Miami	1/26/22																	
at Florida State	1/29/22																	
Georgia Tech	2/2/22																	
at Pittsburgh	2/5/22																	
Syracuse	2/12/22																	
Virginia	2/14/22																	
North Carolina	2/19/22																	
at Georgia Tech	2/23/22																	
at Miami	2/26/22																	
Louisville	3/1/22																	
at Clemson	3/5/22																	

## PRODUCTION TRACKER

	This Season	Career
Scored 10+ Points	-	-
Had 5+ Rebounds	-	-
Had Multiple Blocks	-	1
Led Tech in Blocks	-	-
Had Multiple Steals	-	-
Shot over 50% from the floor	-	1
Played 10+ Minutes	-	1
Shot 5+ Free Throws	-	-
Had Multiple Dunks	-	-



## 21 JOHN OJIAKO

**JUNIOR** Center | 6-10 | 245 | Public Health  
Lagos, Nigeria | Admiral Farragut (Fla.)



## SEASON/CAREER BESTS

## POINTS

Season 9 vs. Maine (11/9/21)  
Career 15 vs. UMES (12/29/19)

## REBOUNDS

Season 4 vs. Maine (11/9/21)  
Career 9 (2x), last vs. Pittsburgh (2/15/20)

## ASSISTS

Season -  
Career 1 (2x), last at Louisville (3/1/20)

## BLOCKS

Season -  
Career 5 vs. Miami (2/19/20)

## STEALS

Season -  
Career 2 vs. USC Upstate (11/13/19)

## MINUTES

Season 12 vs. Maine (11/9/21)  
Career 23 vs. Miami (2/19/20)

## FIELD GOALS MADE

Season 4 vs. Maine (11/9/21)  
Career 5 vs. UMES (12/29/19)

## FIELD GOALS ATTEMPTED

Season 8 vs. Maine (11/9/21)  
Career 10 vs. UMES (12/29/19)

## 3-PT. FIELD GOALS MADE

Season -  
Career -

## 3-PT. FIELD GOALS ATTEMPTED

Season -  
Career -

## FREE THROWS MADE

Season 1 vs. Maine (11/9/21)  
Career 5 vs. UMES (12/29/19)

## FREE THROWS ATTEMPTED

Season 1 vs. Maine (11/9/21)  
Career 6 vs. UMES (12/29/19)

## CAREER STATS

	GP-GS	MIN	AVG	FG-FGA	FG%	3FG-FGA	3FG%	FT-FTA	FT%	OFF-DEF-TOT	AVG	PF-FO	AST	TO	BLK	STL	PTS	AVG
2019-20	31-2	325	10.5	33-61	.541	0-0	.000	19-28	.679	35-50-85	2.7	47-2	2	17	23	6	85	2.7
2020-21	6-0	16	2.7	1-4	.250	0-0	.000	0-2	.000	0-1-1	0.2	4-0	0	1	2	0	2	0.3
2021-22	1-0	12	12.0	4-8	.500	0-0	.000	1-1	1.000	2-2-4	4.0	2-0	0	0	0	0	9	9.0
<b>TOTAL</b>	<b>38-2</b>	<b>354</b>	<b>9.3</b>	<b>38-73</b>	<b>.521</b>	<b>0-0</b>	<b>.000</b>	<b>20-31</b>	<b>.645</b>	<b>37-53-90</b>	<b>2.4</b>	<b>53-2</b>	<b>2</b>	<b>18</b>	<b>25</b>	<b>6</b>	<b>96</b>	<b>2.5</b>

- Battled through injuries most of 2020-21.
- Played in six games last season, throwing down a dunk for his lone bucket of the year.
- Played at Admiral Farragut High School in Florida during 2018-19.
- Originally from Nigeria, played his high school basketball first in Kentucky and then in St. Petersburg, Florida.
- Rated as the No. 25 center in the nation and No. 10 player in Florida by ESPN.
- Three-star prospect on 247 Sports and Rivals.com.
- Hopes to become a medical doctor.

*Last name pronounced: oh-GEE-ah-koh*

## 2021-22 GAME-BY-GAME STATS

OPPONENT	DATE	ST	MIN	FG-FGA	PCT	3FG-FGA	PCT	FT-FTA	PCT	OFF	DEF	TOT	PF	A	T/O	BLK	STL	PTS
Maine	11/9/21		12	4-8	.500	0-0	.000	1-1	1.000	2	2	4	2	0	0	0	0	9
at Navy	11/12/21																	
Radford	11/15/21																	
St. Francis (Pa.)	11/18/21																	
Merrimack	11/21/21																	
vs. Memphis	11/24/21																	
TBD	11/26/21																	
at Maryland	12/1/21																	
Wake Forest	12/4/21																	
Cornell	12/8/21																	
at Dayton	12/12/21																	
vs. St. Bonaventure	12/17/21																	
at Duke	12/22/21																	
at North Carolina	12/29/21																	
Pittsburgh	1/1/22																	
NC State	1/4/22																	
at Virginia	1/12/22																	
Notre Dame	1/15/22																	
at NC State	1/19/22																	
at Boston College	1/22/22																	
Miami	1/26/22																	
at Florida State	1/29/22																	
Georgia Tech	2/2/22																	
at Pittsburgh	2/5/22																	
Syracuse	2/12/22																	
Virginia	2/14/22																	
North Carolina	2/19/22																	
at Georgia Tech	2/23/22																	
at Miami	2/26/22																	
Louisville	3/1/22																	
at Clemson	3/5/22																	

## PRODUCTION TRACKER

	This Season	Career
Scored 10+ Points	-	1
Had 5+ Rebounds	-	6
Had Multiple Blocks	-	7
Led Tech in Blocks	-	8
Had Multiple Steals	-	1
Shot over 50% from the floor	1	21
Played 10+ Minutes	1	16
Shot 5+ Free Throws	-	2
Had Multiple Dunks	-	-



## 22 KEVE ALUMA

**R-SENIOR** Forward | 6-9 | 235 | Sociology (2nd undergraduate degree)  
Berlin, Maryland | Wofford



## SEASON/CAREER BESTS

## POINTS

Season 8 vs. Maine (11/9/21)  
Career 30 at Pittsburgh (2/3/21)

## REBOUNDS

Season -  
Career 14 vs. Georgia Tech (2/23/21)

## ASSISTS

Season -  
Career 5 (3x), last vs. Georgia Tech (2/23/21)

## BLOCKS

Season 1 vs. Maine (11/9/21)  
Career 4 at Wake Forest (1/17/21)

## STEALS

Season -  
Career 3 vs. Samford (1/24/19)

## MINUTES

Season 18 vs. Maine (11/9/21)  
Career 43 at Miami (2/6/21)

## FIELD GOALS MADE

Season 3 vs. Maine (11/9/21)  
Career 10 (2x), last at Pittsburgh (2/3/21)

## FIELD GOALS ATTEMPTED

Season 5 vs. Maine (11/9/21)  
Career 16 (2x), last at Pittsburgh (2/3/21)

## 3-PT. FIELD GOALS MADE

Season -  
Career 5 vs. Wake Forest (2/27/21)

## 3-PT. FIELD GOALS ATTEMPTED

Season 1 vs. Maine (11/9/21)  
Career 7 at Pittsburgh (2/3/21)

## FREE THROWS MADE

Season 2 vs. Maine (11/9/21)  
Career 9 vs. Clemson (12/15/20)

## FREE THROWS ATTEMPTED

Season 2 vs. Maine (11/9/21)  
Career 13 vs. VMI (12/3/20)

## CAREER STATS

	GP-GS	MIN	AVG	FG-FGA	FG%	3FG-FGA	3FG%	FT-FTA	FT%	OFF-DEF-TOT	AVG	PF-FO	AST	TO	BLK	STL	PTS	AVG
2017-18	33-2	439	13.3	30-53	.566	0-0	.000	24-42	.571	45-68-113	3.4	63-2	18	20	13	6	84	2.5
2018-19	35-34	930	26.6	94-141	.667	0-1	.000	54-94	.574	92-147-239	6.8	81-3	34	36	31	23	242	6.9
2019-20									DNP									
2020-21	22-22	674	30.6	118-241	.490	20-57	.351	78-108	.722	56-118-174	7.9	52-1	48	41	29	15	334	15.2
2021-22	1-1	18	18.0	3-5	.600	0-1	.000	2-2	1.000	0-0-0	0.0	3-0	0	0	1	0	8	8.0
<b>TOTAL</b>	<b>91-59</b>	<b>2061</b>	<b>22.6</b>	<b>245-440</b>	<b>.557</b>	<b>20-59</b>	<b>.339</b>	<b>158-246</b>	<b>.642</b>	<b>193-333-526</b>	<b>5.8</b>	<b>199-6</b>	<b>100</b>	<b>97</b>	<b>74</b>	<b>44</b>	<b>668</b>	<b>7.4</b>

- Returns after exploring his 2021 NBA Draft options.
- Second-Team All-ACC pick in 2020-21.
- Only Hokie to start all 22 games Tech played.
- Averaged a team-high 15.2 points per game, which ranked ninth in the ACC.
- Posted a team-best six double-doubles last season.
- Two-time ACC Player of the Week (11/30/20, 2/1/21).
- Earned his first undergraduate degree in human development from Virginia Tech in May 2021.
- Currently working on his second undergraduate degree in sociology.

*Name pronounced: kev-AYE ah-LOU-muh*

## 2021-22 GAME-BY-GAME STATS

OPPONENT	DATE	ST	MIN	FG-FGA	PCT	3FG-FGA	PCT	FT-FTA	PCT	OFF	DEF	TOT	PF	A	T/O	BLK	STL	PTS
Maine	11/9/21	*	18	3-5	.600	0-1	.000	2-2	1.000	0	0	0	3	0	0	1	0	8
at Navy	11/12/21																	
Radford	11/15/21																	
St. Francis (Pa.)	11/18/21																	
Merrimack	11/21/21																	
vs. Memphis	11/24/21																	
TBD	11/26/21																	
at Maryland	12/1/21																	
Wake Forest	12/4/21																	
Cornell	12/8/21																	
at Dayton	12/12/21																	
vs. St. Bonaventure	12/17/21																	
at Duke	12/22/21																	
at North Carolina	12/29/21																	
Pittsburgh	1/1/22																	
NC State	1/4/22																	
at Virginia	1/12/22																	
Notre Dame	1/15/22																	
at NC State	1/19/22																	
at Boston College	1/22/22																	
Miami	1/26/22																	
at Florida State	1/29/22																	
Georgia Tech	2/2/22																	
at Pittsburgh	2/5/22																	
Syracuse	2/12/22																	
Virginia	2/14/22																	
North Carolina	2/19/22																	
at Georgia Tech	2/23/22																	
at Miami	2/26/22																	
Louisville	3/1/22																	
at Clemson	3/5/22																	

## PRODUCTION TRACKER

	This Season	Career
Scored 10+ Points	-	25
Scored 20+ Points	-	5
Led Tech in Scoring	-	8
Had 10+ Rebounds	-	15
Led Tech in Rebounding	-	12
Had a Double-Double	-	8
Shot over 50% from the floor	1	60
Made 3+ 3FGs	-	3
Shot 5+ Free Throws	-	18





## 25 JUSTYN MUTTS

GRADUATE STUDENT Forward | 6-7 | 230 | Educational Psychology (2nd master's degree)  
Millville, New Jersey | Delaware

## SEASON/CAREER BESTS

## POINTS

Season 15 vs. Maine (11/9/21)  
Career 30 at Hofstra (1/23/20)

## REBOUNDS

Season 7 vs. Maine (11/9/21)  
Career 16 vs. UMES (11/29/19)

## ASSISTS

Season 6 vs. Maine (11/9/21)  
Career 7 at Miami (2/6/21)

## BLOCKS

Season 1 vs. Maine (11/9/21)  
Career 4 (3x), last vs. Hofstra (3/9/20)

## STEALS

Season 2 vs. Maine (11/9/21)  
Career 5 at Pittsburgh (11/28/17)

## MINUTES

Season 23 vs. Maine (11/9/21)  
Career 39 (2x), last at Miami (2/6/21)

## FIELD GOALS MADE

Season 7 vs. Maine (11/9/21)  
Career 14 at Hofstra (1/23/20)

## FIELD GOALS ATTEMPTED

Season 13 vs. Maine (11/9/21)  
Career 17 at Hofstra (1/23/20)

## 3-PT. FIELD GOALS MADE

Season 1 vs. Maine (11/9/21)  
Career 3 (2x), last vs. North Carolina (3/11/21)

## 3-PT. FIELD GOALS ATTEMPTED

Season 3 vs. Maine (11/9/21)  
Career 5 (3x), last vs. North Carolina (3/11/21)

## FREE THROWS MADE

Season -  
Career 8 vs. UMES (11/29/19)

## FREE THROWS ATTEMPTED

Season -  
Career 8 (3x), last vs. Columbia (12/2/19)

## CAREER STATS

	GP-GS	MIN	AVG	FG-FGA	FG%	3FG-FGA	3FG%	FT-FTA	FT%	OFF-DEF-TOT	AVG	PF-FO	AST	TO	BLK	STL	PTS	AVG
2017-18	28-18	568	20.3	71-132	.538	0-1	.000	26-47	.553	38-74-112	4.0	86-2	39	42	32	30	168	6.0
2018-19									DNP									
2019-20	33-32	1047	31.7	162-301	.538	2-18	.111	75-102	.735	66-210-276	8.4	110-7	72	82	34	44	401	12.2
2020-21	22-21	650	29.5	83-162	.512	15-45	.333	27-53	.509	37-104-141	6.4	62-2	49	51	17	13	208	9.5
2021-22	1-1	23	23.0	7-13	.538	1-3	.333	0-0	.000	2-5-7	7.0	1-0	6	1	1	2	15	15.0
<b>TOTAL</b>	<b>84-72</b>	<b>2288</b>	<b>27.2</b>	<b>323-608</b>	<b>.531</b>	<b>18-67</b>	<b>.269</b>	<b>128-202</b>	<b>.634</b>	<b>143-393-536</b>	<b>6.4</b>	<b>259-11</b>	<b>166</b>	<b>176</b>	<b>84</b>	<b>89</b>	<b>792</b>	<b>9.4</b>

- Focused on improving his shooting form in the offseason. *First name pronounced: JUST-in*
- Has been impressive in offseason workouts and is due for a breakout season.
- Started 21 of 22 games he played in last season.
- Reached double-figure scoring nine times in his first season as a Hokie.
- ACC All-Academic Team member in 2020-21.
- At Delaware, led the Blue Hens in rebounding and was fifth in the CAA in rebounds per game with 8.4 in 2019-20.
- Second on the team in points per game (12.2) and turned in 11 double-doubles - the third most in the CAA.
- Had 19 double-digit scoring outings and 13 double-figure rebounding efforts in 2019-20.
- Sat out the 2018-19 season due to NCAA transfer policy.
- As a freshman at High Point, Big South All-Freshman Team honoree.
- Chose the Hokies over Mississippi State and Houston.
- Earned his master's degree from Virginia Tech's OMALS program in May 2021.
- Currently working on his second graduate degree in educational psychology.

## 2021-22 GAME-BY-GAME STATS

OPPONENT	DATE	ST	MIN	FG-FGA	PCT	3FG-FGA	PCT	FT-FTA	PCT	OFF	DEF	TOT	PF	A	T/O	BLK	STL	PTS
Maine	11/9/21	*	23	7-13	.538	1-3	.333	0-0	.000	2	5	7	1	6	1	1	2	15
at Navy	11/12/21																	
Radford	11/15/21																	
St. Francis (Pa.)	11/18/21																	
Merrimack	11/21/21																	
vs. Memphis	11/24/21																	
TBD	11/26/21																	
at Maryland	12/1/21																	
Wake Forest	12/4/21																	
Cornell	12/8/21																	
at Dayton	12/12/21																	
vs. St. Bonaventure	12/17/21																	
at Duke	12/22/21																	
at North Carolina	12/29/21																	
Pittsburgh	1/1/22																	
NC State	1/4/22																	
at Virginia	1/12/22																	
Notre Dame	1/15/22																	
at NC State	1/19/22																	
at Boston College	1/22/22																	
Miami	1/26/22																	
at Florida State	1/29/22																	
Georgia Tech	2/2/22																	
at Pittsburgh	2/5/22																	
Syracuse	2/12/22																	
Virginia	2/14/22																	
North Carolina	2/19/22																	
at Georgia Tech	2/23/22																	
at Miami	2/26/22																	
Louisville	3/1/22																	
at Clemson	3/5/22																	

## PRODUCTION TRACKER

	This Season	Career
Scored 10+ Points	1	34
Scored 20+ Points	-	7
Led Tech in Scoring	1	3
Had 10+ Rebounds	-	15
Led Tech in Rebounding	1	7
Had a Double-Double	-	12
Shot over 50% from the floor	1	48
Made 3+ 3FGs	-	2
Shot 5+ Free Throws	-	14



## COMBINED TEAM STATS

### Game Records

Record	Overall	Home	Away	Neutral
ALL GAMES	1-0	1-0	0-0	0-0
CONFERENCE	0-0	0-0	0-0	0-0
NON-CONFERENCE	1-0	1-0	0-0	0-0

### Score by Periods

Team	1st	2nd	OT	TOT
Virginia Tech	46	36	0	82
Opponents	22	25	0	47

### Team Box Score

No.	Player				Total		3-Point		F-Throw		Rebounds											
		GP-GS	MIN	AVG	FG-FGA	FG%	3FG-3FGA	3FG%	FT-FTA	FT%	OFF	DEF	TOT	AVG	PF	DQ	A	TO	BLK	STL	PTS	AVG
1	N'GUESSAN, David	1-0	18:19	18.3	7-7	1.000	1-1	1.000	0-1	.000	0	0	0	0.0	1	0	0	0	1	0	15	15.0
25	MUTTS, Justyn	1-1	23:07	23.1	7-13	.538	1-3	.333	0-0	.000	2	5	7	7.0	1	0	6	1	1	2	15	15.0
4	ALLEYNE, Nahiem	1-1	29:05	29.1	5-10	.500	3-6	.500	0-0	.000	0	7	7	7.0	0	0	4	2	0	1	13	13.0
21	OJIAKO, John	1-0	12:07	12.1	4-8	.500	0-0	.000	1-1	1.000	2	2	4	4.0	2	0	0	0	0	0	9	9.0
13	MADDOX, Darius	1-0	18:46	18.8	4-7	.571	1-1	1.000	0-0	.000	0	2	2	2.0	1	0	0	2	0	0	9	9.0
22	ALUMA, Keve	1-1	17:44	17.7	3-5	.600	0-1	.000	2-2	1.000	0	0	0	0.0	3	0	0	0	1	0	8	8.0
5	MURPHY, Storm	1-1	25:23	25.4	2-7	.286	1-4	.250	0-0	.000	0	3	3	3.0	1	0	2	0	0	1	5	5.0
0	CATTOOR, Hunter	1-1	31:16	31.3	2-4	.500	1-3	.333	0-0	.000	0	4	4	4.0	0	0	5	0	0	0	5	5.0
3	PEDULLA, Sean	1-0	11:20	11.3	1-4	.250	1-2	.500	0-0	.000	1	1	2	2.0	1	0	1	1	0	0	3	3.0
14	VARGA, Ben	1-0	02:05	2.1	0-0	.000	0-0	.000	0-0	.000	0	0	0	0.0	0	0	0	0	0	0	0	0.0
11	HAYNES, Jalen	1-0	05:03	5.1	0-0	.000	0-0	.000	0-1	.000	0	0	0	0.0	1	0	0	0	0	0	0	0.0
15	KIDD, Lynn	1-0	03:40	3.7	0-1	.000	0-0	.000	0-0	.000	2	1	3	3.0	0	0	0	2	0	0	0	0.0
10	JOHNSON, Camden	1-0	02:05	2.1	0-0	.000	0-0	.000	0-0	.000	0	0	0	0.0	0	0	0	0	0	0	0	0.0
Team											2	1	3									
Total		1	200		35-66	.530	9-21	.429	3-5	.600	9	26	35	35.0	11	0	18	8	3	4	82	82.0
Opponents		1	200		20-61	.328	4-22	.182	3-3	1.000	13	24	37	37.0	11	0	9	19	3	3	47	47.0

### Team Statistics

	HOKIES	OPP
<b>Scoring</b>	<b>82</b>	<b>47</b>
Points per game	82.0	47.0
Scoring margin	+35.0	-
<b>Field goals-att</b>	<b>35-66</b>	<b>20-61</b>
Field goal pct	.530	.328
<b>3 point fg-att</b>	<b>9-21</b>	<b>4-22</b>
3-point FG pct	.429	.182
3-pt FG made per game	9.0	4.0
<b>Free throws-att</b>	<b>3-5</b>	<b>3-3</b>
Free throw pct	.600	1.000
F-Throws made per game	3.0	3.0
<b>Rebounds</b>	<b>35</b>	<b>37</b>
Rebounds per game	35.0	37.0
Rebounding margin	-2.0	-
<b>Assists</b>	<b>18</b>	<b>9</b>
Assists per game	18.0	9.0
<b>Turnovers</b>	<b>8</b>	<b>19</b>
Turnovers per game	8.0	19.0
Turnover margin	+11.0	-
Assist/turnover ratio	2.3	0.5
<b>Steals</b>	<b>4</b>	<b>3</b>
Steals per game	4.0	3.0
<b>Blocks</b>	<b>3</b>	<b>3</b>
Blocks per game	3.0	3.0
<b>Winning streak</b>	<b>1</b>	<b>-</b>
Home win streak	1	-
<b>Attendance</b>	<b>6473</b>	<b>0</b>
Home games-Avg/Game	1-6473	0-0
Neutral site-Avg/Game	-	0-0

### Team Results

Date	Opponent		Score	Att.
11/09/2021	Maine	W	82-47	6473

## TEAM GAME-BY-GAME

				Total		3-Pointers		Free throws		Rebounds											
Opponent	Date	Score		FG-FGA	PCT	3FG-3FGA	PCT	FT-FTA	PCT	OFF	DEF	TOT	AVG	PF	A	TO	BLK	STL	PTS	AVG	
Maine	11/09/2021	82-47	W	35-66	.530	9-21	.429	3-5	.600	9	26	35	35.0	11	18	8	3	4	82	82.0	
Total		82		35-66	.530	9-21	.429	3-5	.600	9	26	35	35.0	11	18	8	3	4	82	82.0	
Opponents		47		20-61	.328	4-22	.182	3-3	1.000	13	24	37	37.0	11	9	19	3	3	47	47.0	

## Virginia Tech Averages

Games Played	Points/game	FG Pct	3FG Pct	FT Pct	Rebounds/game	Assists/game	Turnovers/game	Assist/Turnover ratio	Steals/game	Blocks/game
1	82.0	53.0	42.9	60.0	35.0	18.0	8.0	2.3	4.0	3.0



**TEAM CATEGORY LEADERS**
**Points**

##	Player	G	Pts	Pts/G
1	N'Guessan, David	1	15	15.0
25	Mutts, Justyn	1	15	15.0
4	Alleyne, Nahiem	1	13	13.0
21	Ojiako, John	1	9	9.0
13	Maddox, Darius	1	9	9.0
22	Aluma, Keve	1	8	8.0
0	Cattoor, Hunter	1	5	5.0
5	Murphy, Storm	1	5	5.0
3	Pedulla, Sean	1	3	3.0

**Scoring Average**

##	Player	G	Pts	Pts/G
1	N'Guessan, David	1	15	15.0
25	Mutts, Justyn	1	15	15.0
4	Alleyne, Nahiem	1	13	13.0
21	Ojiako, John	1	9	9.0
13	Maddox, Darius	1	9	9.0
22	Aluma, Keve	1	8	8.0
0	Cattoor, Hunter	1	5	5.0
5	Murphy, Storm	1	5	5.0
3	Pedulla, Sean	1	3	3.0

**Field Goal Percentage**

##	Player	FG	Att	Pct
1	N'Guessan, David	7	7	1.000
22	Aluma, Keve	3	5	.600
13	Maddox, Darius	4	7	.571
25	Mutts, Justyn	7	13	.538
4	Alleyne, Nahiem	5	10	.500
21	Ojiako, John	4	8	.500
0	Cattoor, Hunter	2	4	.500
5	Murphy, Storm	2	7	.286
3	Pedulla, Sean	1	4	.250

**Field Goal Attempts**

##	Player	G	Att	Att/G
25	Mutts, Justyn	1	13	13.0
4	Alleyne, Nahiem	1	10	10.0
21	Ojiako, John	1	8	8.0
1	N'Guessan, David	1	7	7.0
13	Maddox, Darius	1	7	7.0

**Field Goals Made**

##	Player	G	Made	Made/G
1	N'Guessan, David	1	7	7.0
25	Mutts, Justyn	1	7	7.0
4	Alleyne, Nahiem	1	5	5.0
21	Ojiako, John	1	4	4.0
13	Maddox, Darius	1	4	4.0

**3-Point FG Percentage**

##	Player	3FG	Att	Pct
1	N'Guessan, David	1	1	1.000
13	Maddox, Darius	1	1	1.000
4	Alleyne, Nahiem	3	6	.500
3	Pedulla, Sean	1	2	.500
25	Mutts, Justyn	1	3	.333
0	Cattoor, Hunter	1	3	.333
5	Murphy, Storm	1	4	.250

**3-Point FG Attempts**

##	Player	G	Att	Att/G
4	Alleyne, Nahiem	1	6	6.0
5	Murphy, Storm	1	4	4.0
25	Mutts, Justyn	1	3	3.0
0	Cattoor, Hunter	1	3	3.0
3	Pedulla, Sean	1	2	2.0

**3-Point FG Made**

##	Player	G	Made	Made/G
4	Alleyne, Nahiem	1	3	3.0
1	N'Guessan, David	1	1	1.0
25	Mutts, Justyn	1	1	1.0
13	Maddox, Darius	1	1	1.0
0	Cattoor, Hunter	1	1	1.0

**TEAM CATEGORY LEADERS**
**Free Throw Percentage**

##	Player	Made	Att	Pct
21	Ojiako, John	1	1	1.000
22	Aluma, Keve	2	2	1.000

**Free Throw Attempts**

##	Player	G	Att	Att/G
22	Aluma, Keve	1	2	2.0
1	N'Guessan, David	1	1	1.0
21	Ojiako, John	1	1	1.0
11	Haynes, Jalen	1	1	1.0

**Free Throws Made**

##	Player	G	Made	Made/G
22	Aluma, Keve	1	2	2.0
21	Ojiako, John	1	1	1.0

**Rebounds**

##	Player	G	Reb	Reb/G
25	Mutts, Justyn	1	7	7.0
4	Alleyne, Nahiem	1	7	7.0
21	Ojiako, John	1	4	4.0
0	Cattoor, Hunter	1	4	4.0
5	Murphy, Storm	1	3	3.0

**Assists**

##	Player	G	Ast	Ast/G
25	Mutts, Justyn	1	6	6.0
0	Cattoor, Hunter	1	5	5.0
4	Alleyne, Nahiem	1	4	4.0
5	Murphy, Storm	1	2	2.0
3	Pedulla, Sean	1	1	1.0

**Rebounds Average**

##	Player	G	Reb	Reb/G
25	Mutts, Justyn	1	7	7.0
4	Alleyne, Nahiem	1	7	7.0
21	Ojiako, John	1	4	4.0
0	Cattoor, Hunter	1	4	4.0
5	Murphy, Storm	1	3	3.0

**Steals**

##	Player	G	Stl	Stl/G
25	Mutts, Justyn	1	2	2.0
4	Alleyne, Nahiem	1	1	1.0
5	Murphy, Storm	1	1	1.0

**Offensive Rebounds**

##	Player	G	OReb	OReb/G
25	Mutts, Justyn	1	2	2.0
21	Ojiako, John	1	2	2.0
15	Kidd, Lynn	1	2	2.0
3	Pedulla, Sean	1	1	1.0

**Blocked Shots**

##	Player	G	Blk	Blk/G
1	N'Guessan, David	1	1	1.0
25	Mutts, Justyn	1	1	1.0
22	Aluma, Keve	1	1	1.0

**Defensive Rebounds**

##	Player	G	DReb	DReb/G
4	Alleyne, Nahiem	1	7	7.0
25	Mutts, Justyn	1	5	5.0
0	Cattoor, Hunter	1	4	4.0
5	Murphy, Storm	1	3	3.0
21	Ojiako, John	1	2	2.0

**Minutes**

##	Player	G	Min	Min/G
0	Cattoor, Hunter	1	31	31:16
4	Alleyne, Nahiem	1	29	29:05
5	Murphy, Storm	1	25	25:23
25	Mutts, Justyn	1	23	23:07
13	Maddox, Darius	1	19	18:46

## TEAM CATEGORY LEADERS

## Fouls

##	Player	G	PF	PF/G
22	Aluma, Keve	1	3	3.0
21	Ojiako, John	1	2	2.0
1	N'Guessan, David	1	1	1.0
25	Mutts, Justyn	1	1	1.0
13	Maddox, Darius	1	1	1.0

## Turnovers

##	Player	G	TO	TO/G
13	Maddox, Darius	1	2	2.0
4	Alleyne, Nahiem	1	2	2.0
15	Kidd, Lynn	1	2	2.0
25	Mutts, Justyn	1	1	1.0
3	Pedulla, Sean	1	1	1.0

## Foul Outs

##	Player	G	FO
----	--------	---	----



## TEAM GAME HIGHS

## Virginia Tech - Game Highs

POINTS	82	Maine (11/09/2021)
FIELD GOALS MADE	35	Maine (11/09/2021)
FIELD GOAL ATTEMPTS	66	Maine (11/09/2021)
FIELD GOAL PERCENTAGE	.530 (35-66)	Maine (11/09/2021)
3 PT FG MADE	9	Maine (11/09/2021)
3 PT FG ATTEMPTS	21	Maine (11/09/2021)
3 PT FG PERCENTAGE	.429 (9-21)	Maine (11/09/2021)
FREE THROWS MADE	3	Maine (11/09/2021)
FREE THROW ATTEMPTS	5	Maine (11/09/2021)
FREE THROW PERCENTAGE	.600 (3-5)	Maine (11/09/2021)
REBOUNDS	35	Maine (11/09/2021)
ASSISTS	18	Maine (11/09/2021)
STEALS	4	Maine (11/09/2021)
BLOCKED SHOTS	3	Maine (11/09/2021)
TURNOVERS	8	Maine (11/09/2021)
FOULS	11	Maine (11/09/2021)

## OPPONENT GAME HIGHS

## Opponent - Game Highs

POINTS	47	Maine (11/09/2021)
FIELD GOALS MADE	20	Maine (11/09/2021)
FIELD GOAL ATTEMPTS	61	Maine (11/09/2021)
FIELD GOAL PERCENTAGE	.328 (20-61)	Maine (11/09/2021)
3 PT FG MADE	4	Maine (11/09/2021)
3 PT FG ATTEMPTS	22	Maine (11/09/2021)
3 PT FG PERCENTAGE	.182 (4-22)	Maine (11/09/2021)
FREE THROWS MADE	3	Maine (11/09/2021)
FREE THROW ATTEMPTS	3	Maine (11/09/2021)
FREE THROW PERCENTAGE	1.000 (3-3)	Maine (11/09/2021)
REBOUNDS	37	Maine (11/09/2021)
ASSISTS	9	Maine (11/09/2021)
STEALS	3	Maine (11/09/2021)
BLOCKED SHOTS	3	Maine (11/09/2021)
TURNOVERS	19	Maine (11/09/2021)
FOULS	11	Maine (11/09/2021)

## TEAM GAME LOWS

## Virginia Tech - Game Lows

POINTS	82	Maine (11/09/2021)
FIELD GOALS MADE	35	Maine (11/09/2021)
FIELD GOAL ATTEMPTS	66	Maine (11/09/2021)
FIELD GOAL PERCENTAGE	.530 (35-66)	Maine (11/09/2021)
3 PT FG MADE	9	Maine (11/09/2021)
3 PT FG ATTEMPTS	21	Maine (11/09/2021)
3 PT FG PERCENTAGE	.429 (9-21)	Maine (11/09/2021)
FREE THROWS MADE	3	Maine (11/09/2021)
FREE THROW ATTEMPTS	5	Maine (11/09/2021)
FREE THROW PERCENTAGE	.600 (3-5)	Maine (11/09/2021)
REBOUNDS	35	Maine (11/09/2021)
ASSISTS	18	Maine (11/09/2021)
STEALS	4	Maine (11/09/2021)
BLOCKED SHOTS	3	Maine (11/09/2021)
TURNOVERS	8	Maine (11/09/2021)
FOULS	11	Maine (11/09/2021)



## OPPONENT GAME LOWS

## Opponent - Game Lows

POINTS	47	Maine (11/09/2021)
FIELD GOALS MADE	20	Maine (11/09/2021)
FIELD GOAL ATTEMPTS	61	Maine (11/09/2021)
FIELD GOAL PERCENTAGE	.328 (20-61)	Maine (11/09/2021)
3 PT FG MADE	4	Maine (11/09/2021)
3 PT FG ATTEMPTS	22	Maine (11/09/2021)
3 PT FG PERCENTAGE	.182 (4-22)	Maine (11/09/2021)
FREE THROWS MADE	3	Maine (11/09/2021)
FREE THROW ATTEMPTS	3	Maine (11/09/2021)
FREE THROW PERCENTAGE	1.000 (3-3)	Maine (11/09/2021)
REBOUNDS	37	Maine (11/09/2021)
ASSISTS	9	Maine (11/09/2021)
STEALS	3	Maine (11/09/2021)
BLOCKED SHOTS	3	Maine (11/09/2021)
TURNOVERS	19	Maine (11/09/2021)
FOULS	11	Maine (11/09/2021)



**HUNTER CATTOOR**  
JR. • G • 6-3 • 200  
ORLANDO, FLA.  
BISHOP MOORE



**DAVID N'GUESSAN**  
SO. • F • 6-9 • 205  
DE LIER, THE NETHERLANDS  
MT. ZION PREP



**SEAN PEDULLA**  
FR. • G • 6-1 • 190  
EDMOND, OKLA.  
EDMOND MEMORIAL



**NAHIEM ALLEYNE**  
JR. • G • 6-4 • 195  
BUFORD, GA.  
MOUNTAIN VIEW



**STORM MURPHY**  
GR. • G • 6-0 • 185  
MIDDLETON, WIS.  
WOFFORD



**CAMDEN JOHNSON**  
FR. • G • 6-1 • 175  
WAXHAW, N.C.  
METROLINA CHRISTIAN ACADEMY



**JALEN HAYNES**  
FR. • F • 6-8 • 250  
FT. LAUDERDALE, FLA.  
MONTVERDE ACADEMY



**DARIUS MADDOX**  
SO. • G • 6-5 • 185  
BOWIE, MD.  
OAK HILL ACADEMY



**BEN VARGA**  
FR. • G • 5-10 • 170  
LOUISVILLE, KY.  
ST. XAVIER



**LYNN KIDD**  
SO. • C • 6-10 • 240  
GAINESVILLE, FLA.  
IMG ACADEMY



**JOHN OJIAKO**  
JR. • C • 6-10 • 245  
LAGOS, NIGERIA  
ADMIRAL FARRAGUT (FLA.)



**KEVE ALUMA**  
R-SR. • F • 6-9 • 235  
BERLIN, MD.  
WOFFORD



**JUSTYN MUTTS**  
GR. • F • 6-7 • 230  
MILLVILLE, N.J.  
DELAWARE



**MIKE YOUNG**  
HEAD COACH  
3RD SEASON



**MIKE JONES**  
ASSOCIATE HEAD COACH  
1ST SEASON



**CHRISTIAN WEBSTER**  
ASSISTANT COACH  
6TH SEASON



**KEVIN GILTNER**  
ASSISTANT COACH  
3RD SEASON