



Officials: Jaimie Luckie, Clarence Armstrong, Raymie Styons

Virginia Tech - 71

Record: 8-2 (2-1)

NO.	Name	F	Min	FG			3P			FT			Rebounds			Fouls		TP	AS	TO	ST	Blocks		+/-
				M-A	M-A	M-A	OR	DR	TOT	PF	FD	BS	BA											
22	Keve Aluma	F	34:49	3-10	0-3	5-8	2	3	5	3	4	11	0	3	0	1	0	3	0	1	0	5		
25	Justyn Mutts	F	26:24	4-9	2-5	0-1	3	5	8	4	3	10	1	1	1	0	0	1	1	0	0	-16		
3	Wabissa Bede	G	28:10	1-5	1-4	0-0	0	3	3	3	1	3	3	1	1	0	0	1	1	0	0	-15		
4	Nahiem Alleyne	G	27:40	5-8	0-2	5-5	0	1	1	3	3	15	3	3	3	0	0	3	3	0	0	11		
23	Tyrece Radford	G	30:42	1-4	0-3	0-0	1	3	4	1	0	2	2	0	1	0	0	1	0	0	0	-5		
0	Hunter Cattoor		14:47	2-3	0-1	3-3	0	2	2	0	3	7	1	1	1	0	0	0	0	0	0	15		
15	Jalen Cone		29:23	7-14	6-12	3-3	0	3	3	2	3	23	0	1	1	0	0	1	1	0	0	-2		
5	David N'Guessan		05:55	0-1	0-0	0-0	0	3	3	1	0	0	0	0	0	0	0	0	0	0	1	-3		
13	Darius Maddox		01:19	0-0	0-0	0-0	0	0	0	0	0	0	0	0	0	0	0	0	0	0	0	0		
21	John Ojiako		00:51	0-0	0-0	0-0	0	0	0	1	0	0	0	0	0	0	0	0	0	0	0	0		
Team							0	1	1			0			0									
Totals				23-54	9-30	16-20	6	24	30	18	17	71	10	10	7	1	1					-2		

Shooting By Period		
1 st FG%	10-24	41.7%
3PT%	6-15	40.0%
FT%	5-8	62.5%
2 nd FG%	13-30	43.3%
3PT%	3-15	20.0%
FT%	11-12	91.7%
GM FG%	23-54	42.6%
3PT%	9-30	30.0%
FT%	16-20	80.0%

Dead Ball Rebounds: 1, 0

Technical Fouls::NONE

Louisville - 73

Record: 8-1 (3-0)

NO.	Name	F	Min	FG			3P			FT			Rebounds			Fouls		TP	AS	TO	ST	Blocks		+/-
				M-A	M-A	M-A	OR	DR	TOT	PF	FD	BS	BA											
10	Samuell Williamson	F	13:39	0-4	0-1	1-2	1	2	3	2	1	1	1	2	0	0	0	0	0	0	0	0	5	
14	Dre Davis	F	31:58	2-5	1-3	0-0	3	5	8	0	1	5	2	2	1	0	0	0	0	0	0	0		
24	Jae'Lyn Withers	F	28:41	6-12	0-1	4-4	3	9	12	4	3	16	0	1	2	1	1	5	5	5	0	0		
1	Carlik Jones	G	38:15	6-13	1-2	4-4	0	3	3	2	2	17	3	3	3	0	0	0	0	0	0	0		
13	David Johnson	G	33:27	5-10	2-4	5-6	0	5	5	4	3	17	1	3	0	0	0	0	0	0	0	8		
11	Quinn Slazinski		26:21	4-5	1-2	1-3	2	2	4	3	3	10	0	0	1	0	0	0	0	0	0	-3		
12	JJ Traynor		11:19	1-2	0-0	0-1	0	0	0	1	2	2	0	1	0	0	0	0	0	0	0	-3		
20	Josh Nickelberry		16:20	2-4	1-3	0-0	0	1	1	1	3	5	1	0	0	0	0	0	0	0	0	-2		
Team							0	1	1			0			0									
Totals				26-55	6-16	15-20	9	28	37	17	18	73	8	12	7	1	1					2		

Shooting By Period		
1 st FG%	14-31	45.2%
3PT%	4-11	36.4%
FT%	4-6	66.7%
2 nd FG%	12-24	50.0%
3PT%	2-5	40.0%
FT%	11-14	78.6%
GM FG%	26-55	47.3%
3PT%	6-16	37.5%
FT%	15-20	75.0%

Dead Ball Rebounds: 1, 0

Technical Fouls::NONE

	VTU	LOU
Biggest lead	11 (1 st 17:36)	14 (2 nd 15:38)
Best Scoring Run	11(1 st 17:36)	9(1 st 15:13)
Lead Changes	1	
Times Tied	1	
Time with Lead	08:59	29:53

	VTU	LOU
Points from		
Turnovers	13	12
Paint	20	30
Second Chance	5	15
Fast Breaks	2	8
Bench	30	17

	Period by Period Scoring		
	1st	2nd	TOT
VTU	31	40	71
LOU	36	37	73



Period 1

Quarter Starters:

LOU	1 Jones C	10 Williamson S	13 Johnson D	14 Davis D	24 Withers J
VTU	3 Bede W	4 Alleyne N	22 Aluma K	23 Radford T	25 Mutts J

Game Time	LOU	Score	Diff	VTU
20:00	24 WITHERS J jumpball won			22 ALUMA K jumpball lost
19:31	1 JONES C 2pt FG outside the paint, jump shot missed			
19:27				23 RADFORD T defensive rebound (1)
19:18		0-2	-2	22 ALUMA K 2pt FG outside the paint, jump shot made (2)
19:18				3 BEDE W assist (1)
19:06	10 WILLIAMSON S turnover lost ball (1)			3 BEDE W steal (1)
18:56		0-5	-5	3 BEDE W 3pt FG from turnover, jump shot made (3)
18:56				23 RADFORD T assist (1)
18:42	14 DAVIS D 3pt FG , jump shot missed			
18:39				3 BEDE W defensive rebound (1)
18:29		0-8	-8	25 MUTTS J 3pt FG , jump shot made (3)
18:29				4 ALLEYNE N assist (1)
17:56	24 WITHERS J 2pt FG outside the paint, jump shot missed			
17:53				25 MUTTS J defensive rebound (1)
17:36		0-11	-11	25 MUTTS J 3pt FG , jump shot made (6)
17:36				4 ALLEYNE N assist (2)
17:34	Timeout 30 Sec			
17:16	10 WILLIAMSON S 2pt FG outside the paint, pull up jump shot missed			
17:12	14 DAVIS D offensive rebound (1)			
17:10	24 WITHERS J 2pt FG second chance in the paint, layup made (2)	2-11	-9	
17:10	14 DAVIS D assist (1)			
17:10	24 WITHERS J foul drawn (1)			3 BEDE W foul shooting (1 - 1)
17:10	24 WITHERS J free throw 1 - 1 made (3)	3-11	-8	
16:55				22 ALUMA K 3pt FG , jump shot missed
16:51	14 DAVIS D defensive rebound (2)			
16:41	24 WITHERS J 2pt FG outside the paint, pull up jump shot made (5)	5-11	-6	
16:21	1 JONES C steal (1)			22 ALUMA K turnover bad pass (1)
16:17	1 JONES C 2pt FG fast break from turnover in the paint, layup made (2)	7-11	-4	
15:59	14 DAVIS D steal (1)			3 BEDE W turnover bad pass (1)
15:41	10 WILLIAMSON S 2pt FG from turnover outside the paint, pull up jump shot missed			
15:37				25 MUTTS J defensive rebound (2)
15:17	1 JONES C steal (2)			4 ALLEYNE N turnover bad pass (1)
15:13	1 JONES C 2pt FG fast break from turnover in the paint, layup made (4)	9-11	-2	
14:47				25 MUTTS J 3pt FG , jump shot missed
14:43	13 JOHNSON D defensive rebound (1)			
14:25	1 JONES C 2pt FG in the paint, turnaround jump shot missed			
14:21				25 MUTTS J defensive rebound (3)
14:01	10 WILLIAMSON S foul shooting (1 - 1)			4 ALLEYNE N foul drawn (1)
14:01				Timeout media



Virginia Tech at Louisville

01/06/21 KFC Yum! Center, Louisville
2020-21 Men's Basketball

Game Time: 6:30 PM
Game Duration: 2:02
Attendance: 2,966

Officials: Jaimie Luckie, Clarence Armstrong, Raymie Styons

Game Time	LOU	Score	Diff	VTU
14:01	10 WILLIAMSON S substitution out			
14:01	24 WITHERS J substitution out			
14:01	11 SLAZINSKI Q substitution in			
14:01	12 TRAYNOR J substitution in			
14:01				3 BEDE W substitution out
14:01				0 CATTOOR H substitution in
14:01		9-12	-3	4 ALLEYNE N free throw 1 - 2 made (1)
14:01		9-13	-4	4 ALLEYNE N free throw 2 - 2 made (2)
14:01				4 ALLEYNE N substitution out
14:01				15 CONE J substitution in
13:43	14 DAVIS D 2pt FG in the paint, turnaround jump shot missed			
13:39				0 CATTOOR H defensive rebound (1)
13:19				15 CONE J 3pt FG , jump shot missed
13:16	defensive rebound (4)			
13:04	1 JONES C turnover bad pass (1)			15 CONE J steal (1)
12:38		9-15	-6	15 CONE J 2pt FG from turnover outside the paint, pull up jump shot made (2)
12:23	13 JOHNSON D 3pt FG , jump shot made (3)	12-15	-3	
12:23	1 JONES C assist (1)			
12:06	1 JONES C steal (3)			0 CATTOOR H turnover lost ball (1)
12:02	11 SLAZINSKI Q 2pt FG fast break from turnover in the paint, layup made (2)	14-15	-1	
11:43	Timeout media			
11:29				25 MUTTS J 3pt FG , jump shot missed
11:25				22 ALUMA K offensive rebound (1)
11:26	13 JOHNSON D foul shooting (1 - 2)			22 ALUMA K foul drawn (1)
11:26				22 ALUMA K free throw 1 - 2 missed
11:26				offensive dead ball rebound (1)
11:26	14 DAVIS D substitution out			
11:26	20 NICKELBERRY J substitution in			
11:26				0 CATTOOR H substitution out
11:26				25 MUTTS J substitution out
11:26				3 BEDE W substitution in
11:26				5 N'GUESSAN D substitution in
11:26		14-16	-2	22 ALUMA K free throw 2 - 2 made (3)
11:15	13 JOHNSON D 2pt FG outside the paint, jump shot made (5)	16-16	0	
10:49	11 SLAZINSKI Q foul shooting (1 - 3)			22 ALUMA K foul drawn (2)
10:49		16-17	-1	22 ALUMA K free throw 1 - 2 made (4)
10:49	12 TRAYNOR J substitution out			
10:49	24 WITHERS J substitution in			
10:49				22 ALUMA K free throw 2 - 2 missed
10:47	20 NICKELBERRY J defensive rebound (1)			
10:31	20 NICKELBERRY J 3pt FG , jump shot missed			
10:27				22 ALUMA K defensive rebound (2)
10:13	20 NICKELBERRY J foul drawn (1)			22 ALUMA K foul offensive (1 - 2)
10:13				22 ALUMA K turnover offensive (2)
10:13				22 ALUMA K substitution out
10:13				25 MUTTS J substitution in
09:53	11 SLAZINSKI Q 3pt FG from turnover, jump shot made (5)	19-17	2	
09:53	20 NICKELBERRY J assist (1)			



Virginia Tech at Louisville

01/06/21 KFC Yum! Center, Louisville
2020-21 Men's Basketball

Game Time: 6:30 PM
Game Duration: 2:02
Attendance: 2,966

Officials: Jaimie Luckie, Clarence Armstrong, Raymie Styons

Game Time	LOU	Score	Diff	VTU
09:31				25 MUTTS J 2pt FG in the paint, layup missed
09:27	1 JONES C defensive rebound (1)			
09:21	20 NICKELBERRY J 2pt FG outside the paint, step back jump shot made (2)	21-17	4	
08:55				5 N'GUESSAN D 2pt FG in the paint, layup blocked
08:55	24 WITHERS J block (1)			
08:49	13 JOHNSON D defensive rebound (2)			
08:45	13 JOHNSON D 2pt FG in the paint, jump shot missed			
08:43				5 N'GUESSAN D defensive rebound (1)
08:43	jump ball situation			
08:43	1 JONES C substitution out			
08:43	14 DAVIS D substitution in			
08:43				5 N'GUESSAN D substitution out
08:43				15 CONE J substitution out
08:43				23 RADFORD T substitution out
08:43				4 ALLEYNE N substitution in
08:43				13 MADDOX D substitution in
08:43				22 ALUMA K substitution in
08:29				25 MUTTS J 3pt FG , jump shot missed
08:25	24 WITHERS J defensive rebound (1)			
08:05	14 DAVIS D 3pt FG , jump shot missed			
08:02				defensive rebound (10)
07:44				3 BEDE W 2pt FG in the paint, jump shot missed
07:40	24 WITHERS J defensive rebound (2)			
07:24	20 NICKELBERRY J foul drawn (2)			25 MUTTS J foul personal (1 - 3)
07:24	Timeout media			
07:24				13 MADDOX D substitution out
07:24				23 RADFORD T substitution in
07:19	13 JOHNSON D 2pt FG in the paint, turnaround jump shot made (7)	23-17	6	
06:58				22 ALUMA K turnover travel (3)
06:58	13 JOHNSON D substitution out			
06:58	1 JONES C substitution in			
06:37	24 WITHERS J 3pt FG from turnover, jump shot missed			
06:34				22 ALUMA K defensive rebound (3)
06:21	24 WITHERS J foul shooting (1 - 4)			22 ALUMA K foul drawn (3)
06:21		23-18	5	22 ALUMA K free throw 1 - 2 made (5)
06:21	11 SLAZINSKI Q substitution out			
06:21	10 WILLIAMSON S substitution in			
06:21				22 ALUMA K free throw 2 - 2 missed
06:20	24 WITHERS J defensive rebound (3)			
05:54	1 JONES C 2pt FG in the paint, layup missed			
05:51	24 WITHERS J offensive rebound (4)			
05:50	24 WITHERS J 2pt FG second chance in the paint, layup blocked			
05:50				22 ALUMA K block (1)
05:46	14 DAVIS D offensive rebound (3)			
05:44	20 NICKELBERRY J 3pt FG second chance, jump shot made (5)	26-18	8	
05:44	14 DAVIS D assist (2)			



Virginia Tech at Louisville

01/06/21 KFC Yum! Center, Louisville
2020-21 Men's Basketball

Game Time: 6:30 PM
Game Duration: 2:02
Attendance: 2,966

Officials: Jaimie Luckie, Clarence Armstrong, Raymie Styons

Game Time	LOU	Score	Diff	VTU
05:35				Timeout 30 Sec
05:35				4 ALLEYNE N substitution out
05:35				15 CONE J substitution in
05:26				15 CONE J 3pt FG , jump shot missed
05:23	24 WITHERS J defensive rebound (5)			
05:02	20 NICKELBERRY J 3pt FG , jump shot missed			
04:58				3 BEDE W defensive rebound (2)
04:46				3 BEDE W 3pt FG , jump shot missed
04:44	10 WILLIAMSON S defensive rebound (1)			
04:44	24 WITHERS J substitution out			
04:44	12 TRAYNOR J substitution in			
04:44				25 MUTTS J substitution out
04:44				0 CATTOOR H substitution in
04:26	10 WILLIAMSON S 2pt FG in the paint, pull up jump shot missed			
04:22				23 RADFORD T defensive rebound (2)
04:18		26-21	5	15 CONE J 3pt FG , jump shot made (5)
04:18				0 CATTOOR H assist (1)
04:07	12 TRAYNOR J foul offensive (1 - 5)			3 BEDE W foul drawn (1)
04:07	12 TRAYNOR J turnover offensive (1)			
04:07				22 ALUMA K substitution out
04:07				21 OJIAKO J substitution in
03:45				23 RADFORD T 3pt FG from turnover, jump shot missed
03:39				23 RADFORD T offensive rebound (3)
03:37		26-23	3	23 RADFORD T 2pt FG from turnover second chance in the paint, layup made (2)
03:16	12 TRAYNOR J 2pt FG in the paint, jump shot made (2)	28-23	5	
03:16	12 TRAYNOR J foul drawn (1)			21 OJIAKO J foul shooting (1 - 4)
03:16	Timeout media			
03:16	20 NICKELBERRY J substitution out			
03:16	13 JOHNSON D substitution in			
03:16				21 OJIAKO J substitution out
03:16				23 RADFORD T substitution out
03:16				4 ALLEYNE N substitution in
03:16				25 MUTTS J substitution in
03:16	12 TRAYNOR J free throw 1 - 1 missed			
03:15	10 WILLIAMSON S offensive rebound (2)			
03:12	14 DAVIS D 3pt FG second chance, jump shot made (3)	31-23	8	
03:12	10 WILLIAMSON S assist (1)			
02:48				25 MUTTS J 2pt FG in the paint, turnaround jump shot missed
02:43	13 JOHNSON D defensive rebound (3)			
02:40	14 DAVIS D turnover lost ball (1)			25 MUTTS J steal (1)
02:34				4 ALLEYNE N 3pt FG from turnover, jump shot missed
02:31	10 WILLIAMSON S defensive rebound (3)			
02:14	10 WILLIAMSON S 3pt FG , jump shot missed			
02:10				3 BEDE W defensive rebound (3)
02:05		31-26	5	15 CONE J 3pt FG , jump shot made (8)
02:05				4 ALLEYNE N assist (3)
01:47	10 WILLIAMSON S foul drawn (1)			4 ALLEYNE N foul shooting (1 - 5)
01:47	10 WILLIAMSON S free throw 1 - 2 made (1)	32-26	6	



Official Basketball Play by Play - First Half

Virginia Tech at Louisville

01/06/21 KFC Yum! Center, Louisville
2020-21 Men's Basketball

Game Time: 6:30 PM
Game Duration: 2:02
Attendance: 2,966

Officials: Jaimie Luckie, Clarence Armstrong, Raymie Styons

Game Time	LOU	Score	Diff	VTU
01:47	12 TRAYNOR J substitution out			
01:47	24 WITHERS J substitution in			
01:47				0 CATTOOR H substitution out
01:47				4 ALLEYNE N substitution out
01:47				22 ALUMA K substitution in
01:47				23 RADFORD T substitution in
01:47	10 WILLIAMSON S free throw 2 - 2 missed			
01:46				25 MUTTS J defensive rebound (4)
01:32				22 ALUMA K 2pt FG in the paint, layup missed
01:29	1 JONES C defensive rebound (2)			
01:26	24 WITHERS J foul drawn (2)			25 MUTTS J foul shooting (2 - 6)
01:26	24 WITHERS J free throw 1 - 2 made (6)	33-26	7	
01:26	10 WILLIAMSON S substitution out			
01:26	11 SLAZINSKI Q substitution in			
01:26				25 MUTTS J substitution out
01:26				4 ALLEYNE N substitution in
01:26	24 WITHERS J free throw 2 - 2 made (7)	34-26	8	
01:10		34-28	6	22 ALUMA K 2pt FG in the paint, driving layup made (7)
00:57	24 WITHERS J 2pt FG in the paint, layup made (9)	36-28	8	
00:57	1 JONES C assist (2)			
00:27		36-31	5	15 CONE J 3pt FG , pull up jump shot made (11)
00:03	11 SLAZINSKI Q 3pt FG , jump shot missed			
00:00				15 CONE J defensive rebound (1)
END OF PERIOD				
LOU 36-31 VTU				



Virginia Tech at Louisville

01/06/21 KFC Yum! Center, Louisville
2020-21 Men's Basketball

Game Time: 6:30 PM
Game Duration: 2:02
Attendance: 2,966

Officials: Jaimie Luckie, Clarence Armstrong, Raymie Styons

Virginia Tech - 31

NO.	Name	Min	FG			Rebounds			Fouls		TP	AS	TO	ST	Blocks		+/-
			M-A	3P	FT	OR	DR	TOT	PF	FD					BS	BA	
22	Keve Aluma	F 16:10	2-4	0-1	3-6	1	2	3	1	3	7	0	3	0	1	0	1
25	Justyn Mutts	F 15:53	2-7	2-5	0-0	0	4	4	2	0	6	0	0	1	0	0	-10
3	Wabissa Bede	G 17:25	1-3	1-2	0-0	0	3	3	1	1	3	1	1	1	0	0	-4
4	Nahiem Alleyne	G 12:02	0-1	0-1	2-2	0	0	0	1	1	2	3	1	0	0	0	1
23	Tyrece Radford	G 17:12	1-2	0-1	0-0	1	2	3	0	0	2	1	0	0	0	0	-4
0	Hunter Cattoor	05:32	0-0	0-0	0-0	0	1	1	0	0	0	1	1	0	0	0	1
15	Jalen Cone	10:53	4-6	3-5	0-0	0	1	1	0	0	11	0	0	1	0	0	-5
5	David N'Guessan	02:43	0-1	0-0	0-0	0	1	1	0	0	0	0	0	0	0	1	-5
13	Darius Maddox	01:19	0-0	0-0	0-0	0	0	0	0	0	0	0	0	0	0	0	0
21	John Ojiako	00:51	0-0	0-0	0-0	0	0	0	1	0	0	0	0	0	0	0	0
Team						0	1	1			0		0				
Totals			10-24	6-15	5-8	2	15	17	6	5	31	6	6	3	1	1	-5

Shooting By Period		
1st FG%	10-24	41.7%
3PT%	6-15	40.0%
FT%	5-8	62.5%
GM FG%	10-24	41.7%
3PT%	6-15	40.0%
FT%	5-8	62.5%

Dead Ball Rebounds: 1, 0

Technical Fouls::NONE

Louisville - 36

NO.	Name	Min	FG			Rebounds			Fouls		TP	AS	TO	ST	Blocks		+/-
			M-A	3P	FT	OR	DR	TOT	PF	FD					BS	BA	
10	Samuell Williamson	F 10:54	0-4	0-1	1-2	1	2	3	1	1	1	1	1	0	0	0	0
14	Dre Davis	F 17:17	1-4	1-3	0-0	2	1	3	0	0	3	2	1	1	0	0	0
24	Jae'Lyn Withers	F 13:51	3-6	0-1	3-3	1	4	5	1	2	9	0	0	0	1	1	6
1	Carlík Jones	G 18:15	2-5	0-0	0-0	0	2	2	0	0	4	2	1	3	0	0	3
13	David Johnson	G 16:18	3-4	1-1	0-0	0	3	3	1	0	7	0	0	0	0	0	6
11	Quinn Slazinski	09:06	2-3	1-2	0-0	0	0	0	1	0	5	0	0	0	0	0	5
12	JJ Traynor	06:09	1-1	0-0	0-1	0	0	0	1	1	2	0	1	0	0	0	-1
20	Josh Nickelberry	08:10	2-4	1-3	0-0	0	1	1	0	2	5	1	0	0	0	0	6
Team						0	1	1			0		0				
Totals			14-31	4-11	4-6	4	14	18	5	6	36	6	4	4	1	1	5

Shooting By Period		
1st FG%	14-31	45.2%
3PT%	4-11	36.4%
FT%	4-6	66.7%
GM FG%	14-31	45.2%
3PT%	4-11	36.4%
FT%	4-6	66.7%

Dead Ball Rebounds: 0, 0

Technical Fouls::NONE

	VTU	LOU
Biggest lead	11 (1st 17:36)	8 (1st 5:44)
Best Scoring Run	11 (1st 17:36)	9 (1st 15:13)
Lead Changes	1	
Times Tied	1	
Time with Lead	08:59	09:53

Points from	VTU	LOU
Turnovers	7	9
Paint	4	14
Second Chance	3	9
Fast Breaks	0	6
Bench	11	12

	Period by Period Scoring		
	1st	2nd	TOT
VTU	31	40	71
LOU	36	37	73



Period 2

Quarter Starters:

LOU	1 Jones C	10 Williamson S	13 Johnson D	14 Davis D	24 Withers J
VTU	3 Bede W	15 Cone J	22 Aluma K	23 Radford T	25 Mutts J

Game Time	LOU	Score	Diff	VTU
20:00	11 SLAZINSKI Q substitution out			
20:00	10 WILLIAMSON S substitution in			
20:00				4 ALLEYNE N substitution out
20:00				25 MUTTS J substitution in
19:50	10 WILLIAMSON S turnover travel (2)			
19:38	24 WITHERS J foul personal (2 - 1)			15 CONE J foul drawn (1)
19:26				15 CONE J 3pt FG from turnover, jump shot missed
19:22	24 WITHERS J defensive rebound (6)			
19:12	24 WITHERS J 2pt FG in the paint, layup made (11)	38-31	7	
18:51				22 ALUMA K 3pt FG , jump shot missed
18:48	13 JOHNSON D defensive rebound (4)			
18:38	13 JOHNSON D turnover bad pass (1)			
18:19				22 ALUMA K 2pt FG from turnover in the paint, turnaround jump shot missed
18:15	24 WITHERS J defensive rebound (7)			
18:11	1 JONES C 2pt FG outside the paint, pull up jump shot made (6)	40-31	9	
17:43				22 ALUMA K 2pt FG in the paint, layup missed
17:39				25 MUTTS J offensive rebound (5)
17:37				23 RADFORD T 3pt FG second chance, jump shot missed
17:33	24 WITHERS J defensive rebound (8)			
17:32	24 WITHERS J 2pt FG fast break in the paint, layup made (13)	42-31	11	
17:32	24 WITHERS J foul drawn (3)			15 CONE J foul shooting (1 - 1)
17:32	24 WITHERS J free throw 1 - 1 made (14)	43-31	12	
17:22	24 WITHERS J substitution out			
17:22	12 TRAYNOR J substitution in			
17:18				15 CONE J 2pt FG outside the paint, jump shot missed
17:15				25 MUTTS J offensive rebound (6)
17:15		43-33	10	25 MUTTS J 2pt FG second chance in the paint, layup made (8)
17:15	10 WILLIAMSON S foul shooting (2 - 2)			25 MUTTS J foul drawn (1)
17:15	10 WILLIAMSON S substitution out			
17:15	11 SLAZINSKI Q substitution in			
17:15				25 MUTTS J free throw 1 - 1 missed
17:13	14 DAVIS D defensive rebound (4)			
16:53	11 SLAZINSKI Q 2pt FG in the paint, jump shot made (7)	45-33	12	
16:42	11 SLAZINSKI Q foul personal (2 - 3)			25 MUTTS J foul drawn (2)
16:36				15 CONE J 3pt FG , jump shot missed
16:33				25 MUTTS J offensive rebound (7)
16:33	11 SLAZINSKI Q foul personal (3 - 4)			25 MUTTS J foul drawn (3)
16:23				23 RADFORD T 3pt FG second chance, jump shot missed
16:19	1 JONES C defensive rebound (3)			
15:59	13 JOHNSON D turnover bad pass (2)			23 RADFORD T steal (1)
15:54				22 ALUMA K 2pt FG from turnover in the paint, layup missed
15:51	14 DAVIS D defensive rebound (5)			



Virginia Tech at Louisville

01/06/21 KFC Yum! Center, Louisville
2020-21 Men's Basketball

Game Time: 6:30 PM
Game Duration: 2:02
Attendance: 2,966

Officials: Jaimie Luckie, Clarence Armstrong, Raymie Styons

Game Time	LOU	Score	Diff	VTU
15:46	13 JOHNSON D 3pt FG , jump shot missed			
15:43	11 SLAZINSKI Q offensive rebound (1)			
15:38	13 JOHNSON D foul drawn (1)			25 MUTTS J foul shooting (3 - 2)
15:38	Timeout media			
15:38				23 RADFORD T substitution out
15:38				4 ALLEYNE N substitution in
15:38	14 DAVIS D substitution out			
15:38	20 NICKELBERRY J substitution in			
15:38				25 MUTTS J substitution out
15:38				5 N'GUESSAN D substitution in
15:38	13 JOHNSON D free throw 1 - 2 made (8)	46-33	13	
15:38	13 JOHNSON D free throw 2 - 2 made (9)	47-33	14	
15:20				3 BEDE W 3pt FG , jump shot missed
15:16	11 SLAZINSKI Q defensive rebound (2)			
15:17	11 SLAZINSKI Q foul drawn (1)			22 ALUMA K foul personal (2 - 3)
15:17				15 CONE J substitution out
15:17				0 CATTOOR H substitution in
15:17				3 BEDE W substitution out
15:17				15 CONE J substitution in
14:55	12 TRAYNOR J 2pt FG in the paint, hook shot missed			
14:51				5 N'GUESSAN D defensive rebound (2)
14:45		47-35	12	4 ALLEYNE N 2pt FG outside the paint, pull up jump shot made (4)
14:31	12 TRAYNOR J foul drawn (2)			5 N'GUESSAN D foul personal (1 - 4)
14:29	1 JONES C turnover bad pass (2)			4 ALLEYNE N steal (1)
14:24				4 ALLEYNE N 2pt FG from turnover outside the paint, jump shot missed
14:21	13 JOHNSON D defensive rebound (5)			
14:03	1 JONES C 2pt FG outside the paint, pull up jump shot missed			
14:00				5 N'GUESSAN D defensive rebound (3)
13:47		47-37	10	4 ALLEYNE N 2pt FG in the paint, jump shot made (6)
13:47	13 JOHNSON D foul shooting (2 - 5)			4 ALLEYNE N foul drawn (2)
13:47		47-38	9	4 ALLEYNE N free throw 1 - 1 made (7)
13:47				22 ALUMA K substitution out
13:47				25 MUTTS J substitution in
13:47	12 TRAYNOR J substitution out			
13:47	24 WITHERS J substitution in			
13:34	13 JOHNSON D 3pt FG , jump shot made (12)	50-38	12	
13:21		50-41	9	15 CONE J 3pt FG , jump shot made (14)
13:21				25 MUTTS J assist (1)
13:20	20 NICKELBERRY J foul shooting (1 - 6)			15 CONE J foul drawn (2)
13:20		50-42	8	15 CONE J free throw 1 - 1 made (15)
12:56	13 JOHNSON D 2pt FG outside the paint, jump shot missed			
12:53				25 MUTTS J defensive rebound (8)
12:48	24 WITHERS J steal (1)			4 ALLEYNE N turnover lost ball (2)
12:41	1 JONES C 2pt FG from turnover in the paint, pull up jump shot made (8)	52-42	10	
12:26	20 NICKELBERRY J foul drawn (3)			25 MUTTS J foul offensive (4 - 5)
12:26				25 MUTTS J turnover offensive (1)
12:26				5 N'GUESSAN D substitution out



Virginia Tech at Louisville

01/06/21 KFC Yum! Center, Louisville
2020-21 Men's Basketball

Game Time: 6:30 PM
Game Duration: 2:02
Attendance: 2,966

Officials: Jaimie Luckie, Clarence Armstrong, Raymie Styons

Game Time	LOU	Score	Diff	VTU
12:26				25 MUTTS J substitution out
12:26				22 ALUMA K substitution in
12:26				23 RADFORD T substitution in
11:56	1 JONES C 3pt FG from turnover, jump shot missed			
11:53				0 CATTOOR H defensive rebound (2)
11:40	Timeout media			
11:26		52-44	8	4 ALLEYNE N 2pt FG in the paint, jump shot made (9)
11:06	24 WITHERS J 2pt FG in the paint, jump shot missed			
11:06	24 WITHERS J offensive rebound (9)			
11:06	24 WITHERS J turnover out of bounds (1)			
10:50		52-46	6	4 ALLEYNE N 2pt FG from turnover in the paint, jump shot made (11)
10:25	1 JONES C 3pt FG , jump shot made (11)	55-46	9	
10:25	13 JOHNSON D assist (1)			
10:19	Timeout 30 Sec			
10:19				0 CATTOOR H substitution out
10:19				3 BEDE W substitution in
10:19	20 NICKELBERRY J substitution out			
10:19	14 DAVIS D substitution in			
10:02		55-48	7	22 ALUMA K 2pt FG in the paint, dunk, made (9)
10:02				3 BEDE W assist (2)
09:38	14 DAVIS D foul drawn (1)			4 ALLEYNE N foul personal (2 - 6)
09:22	24 WITHERS J 2pt FG in the paint, layup made (16)	57-48	9	
09:22	1 JONES C assist (3)			
09:04				4 ALLEYNE N 3pt FG , jump shot missed
09:01	24 WITHERS J defensive rebound (10)			
08:54	13 JOHNSON D 2pt FG outside the paint, jump shot made (14)	59-48	11	
08:25	1 JONES C foul shooting (1 - 7)			4 ALLEYNE N foul drawn (3)
08:25		59-49	10	4 ALLEYNE N free throw 1 - 2 made (12)
08:25		59-50	9	4 ALLEYNE N free throw 2 - 2 made (13)
08:07	24 WITHERS J 2pt FG outside the paint, jump shot missed			
08:03				15 CONE J defensive rebound (2)
07:58		59-53	6	15 CONE J 3pt FG , pull up jump shot made (18)
07:38	13 JOHNSON D 2pt FG outside the paint, jump shot missed			
07:33	14 DAVIS D offensive rebound (6)			
07:33	14 DAVIS D 2pt FG second chance in the paint, layup made (5)	61-53	8	
07:22	Timeout media			
07:22	24 WITHERS J substitution out			
07:22	12 TRAYNOR J substitution in			
07:22				23 RADFORD T substitution out
07:22				25 MUTTS J substitution in
07:17		61-55	6	25 MUTTS J 2pt FG in the paint, layup made (10)
07:17				3 BEDE W assist (3)
06:56	13 JOHNSON D foul drawn (2)			3 BEDE W foul personal (2 - 7)
06:56	13 JOHNSON D 1&1 free throw 1 made (15)	62-55	7	
06:56	13 JOHNSON D 1&1 free throw 2 made (16)	63-55	8	
06:44				22 ALUMA K 3pt FG , jump shot missed
06:39	14 DAVIS D defensive rebound (7)			
06:36	jump ball situation			



Virginia Tech at Louisville

01/06/21 KFC Yum! Center, Louisville
2020-21 Men's Basketball

Game Time: 6:30 PM
Game Duration: 2:02
Attendance: 2,966

Officials: Jaimie Luckie, Clarence Armstrong, Raymie Styons

Game Time	LOU	Score	Diff	VTU
06:36	14 DAVIS D turnover lost ball (2)			4 ALLEYNE N steal (2)
06:25				15 CONE J 3pt FG from turnover, pull up jump shot missed
06:22				22 ALUMA K offensive rebound (4)
06:11				3 BEDE W 3pt FG from turnover second chance, pull up jump shot missed
06:07	11 SLAZINSKI Q defensive rebound (3)			
05:47	1 JONES C foul drawn (1)			15 CONE J foul personal (2 - 8)
05:47	1 JONES C 1&1 free throw 1 made (12)	64-55	9	
05:47	12 TRAYNOR J substitution out			
05:47	24 WITHERS J substitution in			
05:47	1 JONES C 1&1 free throw 2 made (13)	65-55	10	
05:47				3 BEDE W substitution out
05:47				25 MUTTS J substitution out
05:47				0 CATTOOR H substitution in
05:47				23 RADFORD T substitution in
05:26				15 CONE J 3pt FG , jump shot missed
05:22	24 WITHERS J defensive rebound (11)			
05:06	13 JOHNSON D foul offensive (3 - 8)			0 CATTOOR H foul drawn (1)
05:06	13 JOHNSON D turnover offensive (3)			
04:48	13 JOHNSON D foul personal (4 - 9)			15 CONE J foul drawn (3)
04:48	13 JOHNSON D substitution out			
04:48	20 NICKELBERRY J substitution in			
04:48		65-56	9	15 CONE J 1&1 free throw 1 made (19)
04:48		65-57	8	15 CONE J 1&1 free throw 2 made (20)
04:35	11 SLAZINSKI Q foul drawn (2)			23 RADFORD T foul personal (1 - 9)
04:35	11 SLAZINSKI Q 1&1 free throw 1 missed			
04:34				23 RADFORD T defensive rebound (4)
04:34				23 RADFORD T substitution out
04:34				25 MUTTS J substitution in
04:22	24 WITHERS J foul personal (3 - 10)			0 CATTOOR H foul drawn (2)
04:22		65-58	7	0 CATTOOR H free throw 1 - 2 made (1)
04:22				25 MUTTS J substitution out
04:22				23 RADFORD T substitution in
04:22		65-59	6	0 CATTOOR H free throw 2 - 2 made (2)
04:06	1 JONES C 2pt FG in the paint, jump shot missed			
04:03	11 SLAZINSKI Q offensive rebound (4)			
04:02	11 SLAZINSKI Q 2pt FG second chance in the paint, layup made (9)	67-59	8	
03:45		67-62	5	15 CONE J 3pt FG , turnaround jump shot made (23)
03:45				23 RADFORD T assist (2)
03:27	1 JONES C 2pt FG in the paint, layup made (15)	69-62	7	
03:03		69-64	5	4 ALLEYNE N 2pt FG outside the paint, pull up jump shot made (15)
03:01				Timeout 30 Sec
03:01				0 CATTOOR H substitution out
03:01				15 CONE J substitution out
03:01				3 BEDE W substitution in
03:01				25 MUTTS J substitution in
02:47	1 JONES C foul drawn (2)			3 BEDE W foul personal (3 - 10)
02:47	1 JONES C free throw 1 - 2 made (16)	70-64	6	



Virginia Tech at Louisville

01/06/21 KFC Yum! Center, Louisville
2020-21 Men's Basketball

Game Time: 6:30 PM
Game Duration: 2:02
Attendance: 2,966

Officials: Jaimie Luckie, Clarence Armstrong, Raymie Styons

Game Time	LOU	Score	Diff	VTU
02:47				3 BEDE W substitution out
02:47				23 RADFORD T substitution out
02:47				0 CATTOOR H substitution in
02:47				15 CONE J substitution in
02:47	1 JONES C free throw 2 - 2 made (17)	71-64	7	
02:32	24 WITHERS J steal (2)			4 ALLEYNE N turnover bad pass (3)
02:06	1 JONES C 2pt FG from turnover in the paint, layup missed			
02:03				15 CONE J defensive rebound (3)
01:59		71-66	5	0 CATTOOR H 2pt FG fast break in the paint, layup made (4)
01:57				Timeout 30 Sec
01:57	20 NICKELBERRY J substitution out			
01:57	13 JOHNSON D substitution in			
01:57				0 CATTOOR H substitution out
01:57				15 CONE J substitution out
01:57				3 BEDE W substitution in
01:57				23 RADFORD T substitution in
01:38	13 JOHNSON D 3pt FG , jump shot missed			
01:34				4 ALLEYNE N defensive rebound (1)
01:29				3 BEDE W substitution out
01:29				23 RADFORD T substitution out
01:29				0 CATTOOR H substitution in
01:29				15 CONE J substitution in
01:23	11 SLAZINSKI Q steal (1)			15 CONE J turnover bad pass (1)
01:23	11 SLAZINSKI Q foul drawn (3)			22 ALUMA K foul personal (3 - 11)
01:23	11 SLAZINSKI Q free throw 1 - 2 missed			
01:23	offensive dead ball rebound (1)			
01:23	11 SLAZINSKI Q free throw 2 - 2 made (10)	72-66	6	
01:07		72-68	4	0 CATTOOR H 2pt FG in the paint, jump shot made (6)
01:07	1 JONES C foul shooting (2 - 11)			0 CATTOOR H foul drawn (3)
01:07				15 CONE J substitution out
01:07				23 RADFORD T substitution in
01:07		72-69	3	0 CATTOOR H free throw 1 - 1 made (7)
01:07				0 CATTOOR H substitution out
01:07				3 BEDE W substitution in
00:46	24 WITHERS J 2pt FG in the paint, dunk, missed			
00:44	24 WITHERS J offensive rebound (12)			
00:44	Timeout 60 Sec			
00:26	1 JONES C turnover lost ball (3)			4 ALLEYNE N steal (3)
00:20				Timeout 60 Sec
00:20				3 BEDE W substitution out
00:20				23 RADFORD T substitution out
00:20				0 CATTOOR H substitution in
00:20				15 CONE J substitution in
00:06	24 WITHERS J foul personal (4 - 12)			22 ALUMA K foul drawn (4)
00:06		72-70	2	22 ALUMA K free throw 1 - 2 made (10)
00:06				0 CATTOOR H substitution out
00:06				15 CONE J substitution out
00:06				3 BEDE W substitution in
00:06				23 RADFORD T substitution in



Official Basketball Play by Play - Second Half

Virginia Tech at Louisville

01/06/21 KFC Yum! Center, Louisville
2020-21 Men's Basketball

Game Time: 6:30 PM

Game Duration: 2:02

Attendance: 2,966

Officials: Jaimie Luckie, Clarence Armstrong, Raymie Styons

Game Time	LOU	Score	Diff	VTU
00:06		72-71	1	22 ALUMA K free throw 2 - 2 made (11)
00:05	13 JOHNSON D foul drawn (3)			4 ALLEYNE N foul personal (3 - 12)
00:05	13 JOHNSON D free throw 1 - 2 made (17)	73-71	2	
00:05				3 BEDE W substitution out
00:05				23 RADFORD T substitution out
00:05				0 CATTOOR H substitution in
00:05				15 CONE J substitution in
00:05	13 JOHNSON D free throw 2 - 2 missed			
00:03				22 ALUMA K defensive rebound (5)
00:01				0 CATTOOR H 3pt FG , jump shot missed
00:00	14 DAVIS D defensive rebound (8)			
END OF GAME				
LOU 73-71 VTU				



Virginia Tech at Louisville

01/06/21 KFC Yum! Center, Louisville
2020-21 Men's Basketball

Game Time: 6:30 PM
Game Duration: 2:02
Attendance: 2,966

Officials: Jaimie Luckie, Clarence Armstrong, Raymie Styons

Virginia Tech - 40

NO.	Name	Min	FG	3P	FT	Rebounds			Fouls		TP	AS	TO	ST	Blocks		+/-
			M-A	M-A	M-A	OR	DR	TOT	PF	FD					BS	BA	
22	Keve Aluma	F 18:39	1-6	0-2	2-2	1	1	2	2	1	4	0	0	0	0	0	4
25	Justyn Mutts	F 10:31	2-2	0-0	0-1	3	1	4	2	3	4	1	1	0	0	0	-6
3	Wabissa Bede	G 10:45	0-2	0-2	0-0	0	0	0	2	0	0	2	0	0	0	0	-11
4	Nahiem Alleyne	G 15:38	5-7	0-1	3-3	0	1	1	2	2	13	0	2	3	0	0	10
23	Tyrece Radford	G 13:30	0-2	0-2	0-0	0	1	1	1	0	0	1	0	1	0	0	-1
5	David N'Guessan	03:12	0-0	0-0	0-0	0	2	2	1	0	0	0	0	0	0	0	2
0	Hunter Cattoor	09:15	2-3	0-1	3-3	0	1	1	0	3	7	0	0	0	0	0	14
15	Jalen Cone	18:30	3-8	3-7	3-3	0	2	2	2	3	12	0	1	0	0	0	3
Team						0	0	0			0		0				
Totals			13-30	3-15	11-12	4	9	13	12	12	40	4	4	4	0	0	3

Shooting By Period		
2 nd FG%	13-30	43.3%
3PT%	3-15	20.0%
FT%	11-12	91.7%
GM FG%	13-30	43.3%
3PT%	3-15	20.0%
FT%	11-12	91.7%

Dead Ball Rebounds: 0, 0

Technical Fouls::NONE

Louisville - 37

NO.	Name	Min	FG	3P	FT	Rebounds			Fouls		TP	AS	TO	ST	Blocks		+/-
			M-A	M-A	M-A	OR	DR	TOT	PF	FD					BS	BA	
10	Samuell Williamson	F 02:45	0-0	0-0	0-0	0	0	0	1	0	0	0	1	0	0	0	5
14	Dre Davis	F 14:41	1-1	0-0	0-0	1	4	5	0	1	2	0	1	0	0	0	0
24	Jae'Lyn Withers	F 14:50	3-6	0-0	1-1	2	5	7	3	1	7	0	1	2	0	0	-1
1	Carlík Jones	G 20:00	4-8	1-2	4-4	0	1	1	2	2	13	1	2	0	0	0	-3
13	David Johnson	G 17:09	2-6	1-3	5-6	0	2	2	3	3	10	1	3	0	0	0	2
12	JJ Traynor	05:10	0-1	0-0	0-0	0	0	0	0	1	0	0	0	0	0	0	-2
11	Quinn Slazinski	17:15	2-2	0-0	1-3	2	2	4	2	3	5	0	0	1	0	0	-8
20	Josh Nickelberry	08:10	0-0	0-0	0-0	0	0	0	1	1	0	0	0	0	0	0	-8
Team						0	0	0			0		0				
Totals			12-24	2-5	11-14	5	14	19	12	12	37	2	8	3	0	0	-3

Shooting By Period		
2 nd FG%	12-24	50.0%
3PT%	2-5	40.0%
FT%	11-14	78.6%
GM FG%	12-24	50.0%
3PT%	2-5	40.0%
FT%	11-14	78.6%

Dead Ball Rebounds: 1, 0

Technical Fouls::NONE

	VTU	LOU
Biggest lead	0 (1 st 20:00)	14 (2 nd 15:38)
Best Scoring Run	5(2 nd 13:47)	7(2 nd 17:32)
Lead Changes	0	
Times Tied	0	
Time with Lead	00:00	19:26

Points from	VTU	LOU
Turnovers	6	3
Paint	16	16
Second Chance	2	6
Fast Breaks	2	2
Bench	19	5

	Period by Period Scoring		
	1st	2nd	TOT
VTU	31	40	71
LOU	36	37	73

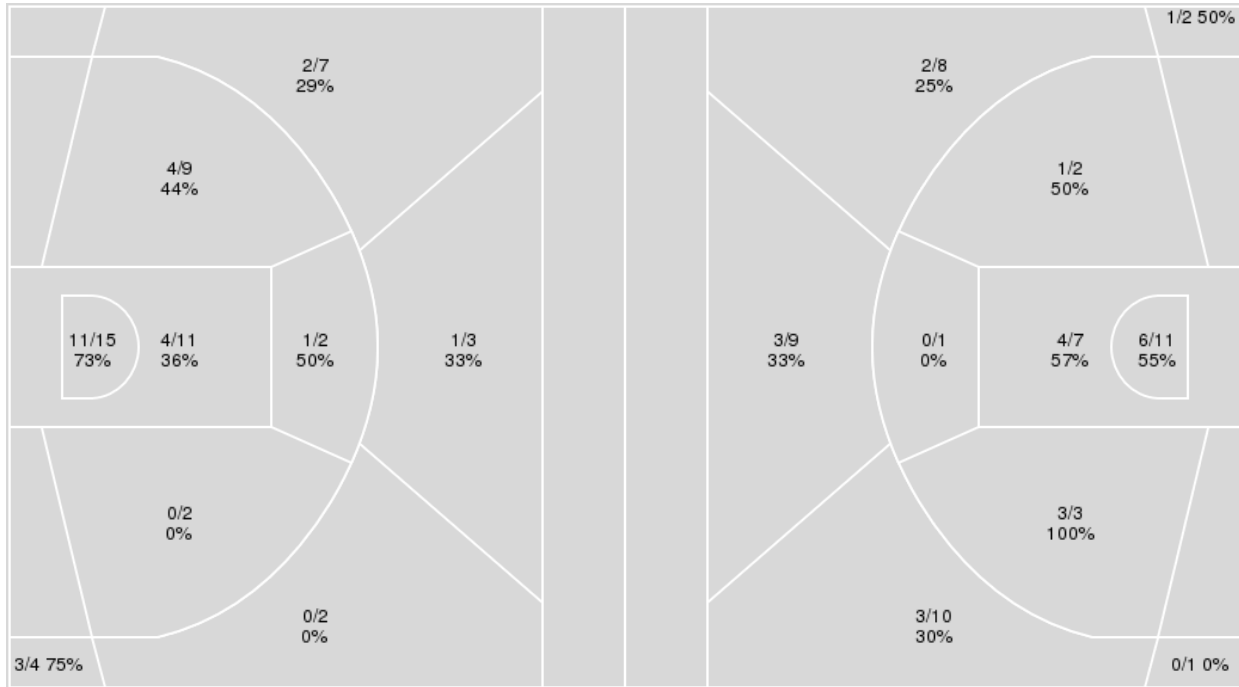


Officials: Jaimie Luckie, Clarence Armstrong, Raymie Styons

{ Players => 1, 2, 3, 4, 5, 10, 11, 12, 13, 14, 15, 20, 21, 22, 23, 24, 30; } { Players => All; } FG Types => All; Results => All;
 FG Types => All; Results => All;

Louisville

Virginia Tech



Louisville	M/A	%
Field Goals	26/55	47
2 Points	20/39	51
3 Points	6/16	38
Free Throws	15/20	75

Virginia Tech	M/A	%
Field Goals	23/54	43
2 Points	14/24	58
3 Points	9/30	30
Free Throws	16/20	80



Virginia Tech at Louisville

01/06/21 KFC Yum! Center, Louisville
2020-21 Men's Basketball

Game Time: 6:30 PM
Game Duration: 2:02
Attendance: 2,966

Officials: Jaimie Luckie, Clarence Armstrong, Raymie Styons

Virginia Tech

No	Name	Mins		Score		Points Diff		Points per Min		Assists		Rebounds		Steals		Turnovers	
		On	Off	On	Off	On	Off	On	Off	On	Off	On	Off	On	Off	On	Off
0	Hunter Cattoor	14:47	25:13	40 - 25	31 - 48	15	-17	2.71	1.23	4	6	12	18	3	4	5	5
3	Wabissa Bede	28:10	11:50	39 - 54	32 - 19	-15	13	1.38	2.70	8	2	21	9	5	2	5	5
4	Nahiem Alleyne	27:40	12:20	60 - 49	11 - 24	11	-13	2.17	0.89	9	1	19	11	5	2	8	2
5	David N'Guessan	05:55	34:05	11 - 14	60 - 59	-3	1	1.86	1.76	1	9	5	25	1	6	3	7
13	Darius Maddox	01:19	38:41	0 - 0	71 - 73	0	-2	0.00	1.84	0	10	1	29	0	7	0	10
15	Jalen Cone	29:23	10:37	55 - 57	16 - 16	-2	0	1.87	1.51	6	4	22	8	5	2	6	4
21	John Ojiako	00:51	39:09	2 - 2	69 - 71	0	-2	2.35	1.76	0	10	1	29	0	7	0	10
22	Keve Aluma	34:49	05:11	62 - 57	9 - 16	5	-7	1.78	1.74	8	2	26	4	6	1	8	2
23	Tyrece Radford	30:42	09:18	51 - 56	20 - 17	-5	3	1.66	2.15	7	3	22	8	4	3	6	4
25	Justyn Mutts	26:24	13:36	35 - 51	36 - 22	-16	14	1.33	2.65	7	3	21	9	6	1	9	1

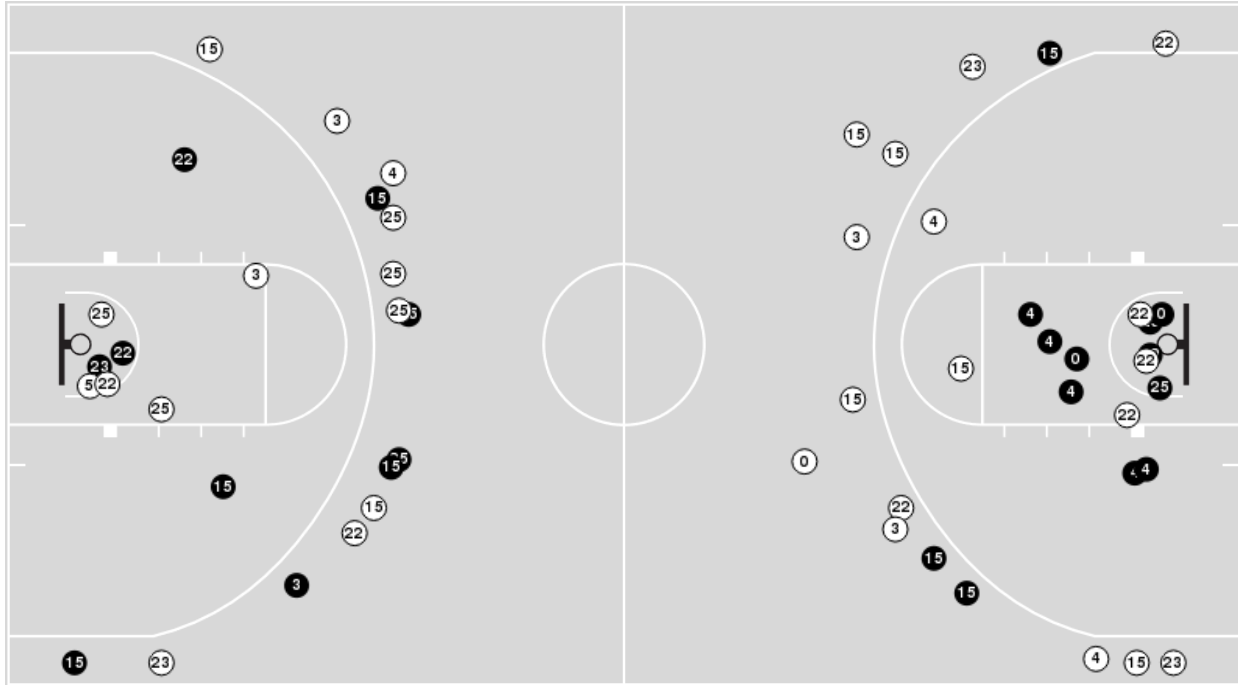
Louisville

No	Name	Mins		Score		Points Diff		Points per Min		Assists		Rebounds		Steals		Turnovers	
		On	Off	On	Off	On	Off	On	Off	On	Off	On	Off	On	Off	On	Off
1	Carlík Jones	38:15	01:45	71 - 71	2 - 0	0	2	1.86	1.14	8	0	35	2	7	0	12	0
10	Samuell Williamson	13:39	26:21	26 - 21	47 - 50	5	-3	1.90	1.78	3	5	16	21	3	4	5	7
11	Quinn Slazinski	26:21	13:39	47 - 50	26 - 21	-3	5	1.78	1.90	5	3	21	16	4	3	7	5
12	JJ Traynor	11:19	28:41	20 - 23	53 - 48	-3	5	1.77	1.85	2	6	12	25	1	6	6	6
13	David Johnson	33:27	06:33	62 - 54	11 - 17	8	-6	1.85	1.68	7	1	31	6	6	1	11	1
14	Dre Davis	31:58	08:02	56 - 56	17 - 15	0	2	1.75	2.12	6	2	31	6	6	1	10	2
20	Josh Nickelberry	16:20	23:40	30 - 32	43 - 39	-2	4	1.84	1.82	3	5	14	23	2	5	3	9
24	Jae'Lyn Withers	28:41	11:19	53 - 48	20 - 23	5	-3	1.85	1.77	6	2	25	12	6	1	6	6

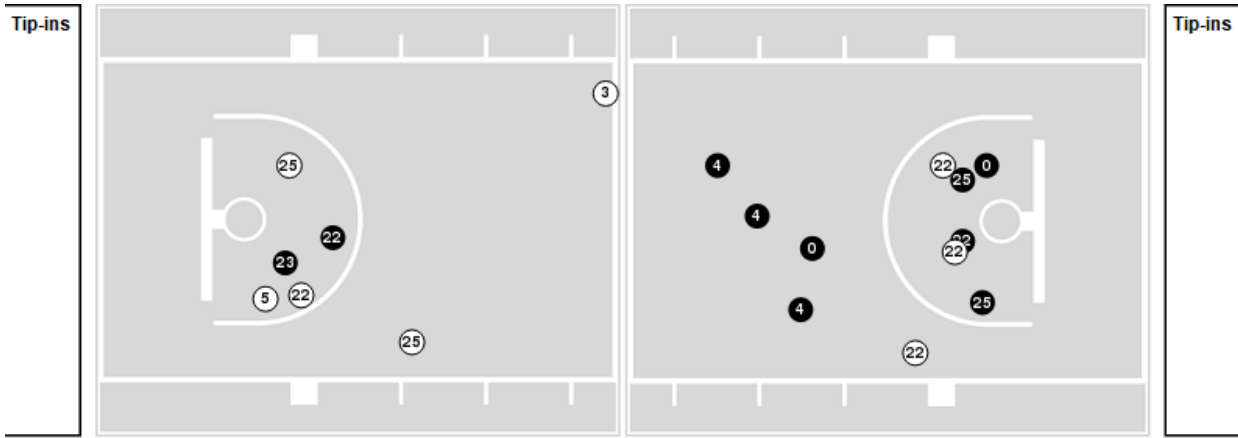


Players => AllFG Types=>AllResults=>All
Virginia Tech

All Field Goals



Blow Up Chart



● Made ○ Missed N - Player Number

Virginia Tech	M/A	%
Field Goals	23/54	43
2 Points	14/24	58
3 Points	9/30	30
Free Throws	16/20	80

Virginia Tech	M/A	%
Points in the Paint	20 (10 / 18)	56
Fast Break Points	2 (1/1)	100
Second Chance Points	5 (3/8)	38
Effective FG%	51	

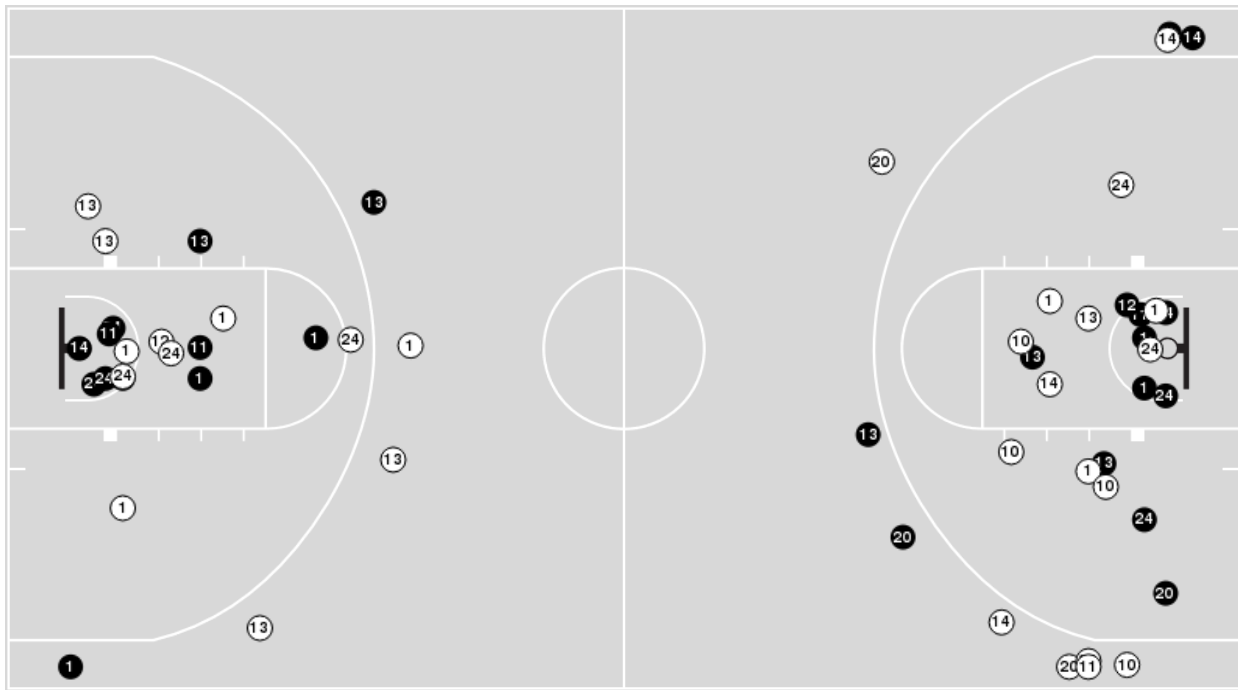


Officials: Jaimie Luckie, Clarence Armstrong, Raymie Styons

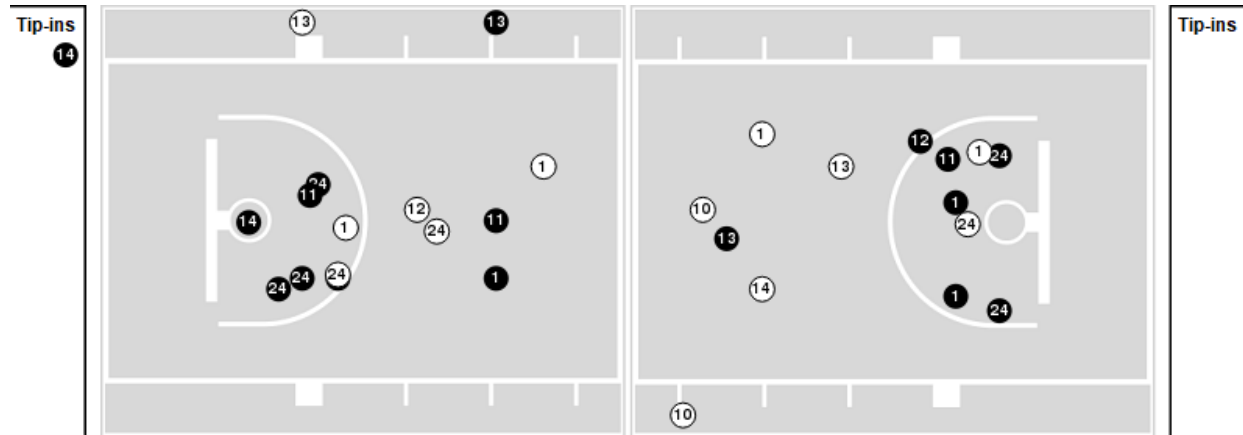
Players => 1, 2, 3, 4, 5, 10, 11, 12, 13, 14, 15, 20, 21, 22, 23, 24, 30FG Types=>AllResults=>All

Louisville

All Field Goals



Blow Up Chart



● Made ○ Missed N - Player Number

Louisville	M/A	%
Field Goals	26/55	47
2 Points	20/39	51
3 Points	6/16	38
Free Throws	15/20	75

Louisville	M/A	%
Points in the Paint	30 (15 / 26)	58
Fast Break Points	8 (4/4)	100
Second Chance Points	15 (8/9)	89
Effective FG%	53	



Virginia Tech at Louisville

01/06/21 KFC Yum! Center, Louisville
2020-21 Men's Basketball

Game Time: 6:30 PM
Game Duration: 2:02
Attendance: 2,966

Officials: Jaimie Luckie, Clarence Armstrong, Raymie Styons

Virginia Tech

Lineup	Quarter On	Time On	Quarter Off	Time Off	Time on Court	Score	Score Diff	Reb	Stl	Tov	Ass	PPP
3- Bede W/ 4- Alleyne N/ 22- Aluma K/ 23- Radford T/ 25- Mutts J/	1	20:00	1	14:01	05:59	11-9	2	5	1	3	4	1.2222
0- Cattoor H/ 4- Alleyne N/ 22- Aluma K/ 23- Radford T/ 25- Mutts J/	1	14:01	1	14:01	00:00	2-0	2	0	0	0	0	2.2727
0- Cattoor H/ 15- Cone J/ 22- Aluma K/ 23- Radford T/ 25- Mutts J/	1	14:01	1	11:26	02:35	2-5	-3	2	1	1	0	0.5814
3- Bede W/ 5- N'Guessan D/ 15- Cone J/ 22- Aluma K/ 23- Radford T/	1	11:26	1	10:13	01:13	2-2	0	1	0	1	0	0.8621
3- Bede W/ 5- N'Guessan D/ 15- Cone J/ 23- Radford T/ 25- Mutts J/	1	10:13	1	08:43	01:30	0-5	-5	1	0	0	0	0.0000
3- Bede W/ 4- Alleyne N/ 13- Maddox D/ 22- Aluma K/ 25- Mutts J/	1	08:43	1	07:24	01:19	0-0	0	1	0	0	0	0.0000
3- Bede W/ 4- Alleyne N/ 22- Aluma K/ 23- Radford T/ 25- Mutts J/	1	07:24	1	05:35	01:49	1-5	-4	1	0	1	0	0.5319
3- Bede W/ 15- Cone J/ 22- Aluma K/ 23- Radford T/ 25- Mutts J/	1	05:35	1	04:44	00:51	0-0	0	1	0	0	0	0.0000
0- Cattoor H/ 3- Bede W/ 15- Cone J/ 22- Aluma K/ 23- Radford T/	1	04:44	1	04:07	00:37	3-0	3	1	0	0	1	3.0000
0- Cattoor H/ 3- Bede W/ 15- Cone J/ 21- Ojiako J/ 23- Radford T/	1	04:07	1	03:16	00:51	2-2	0	1	0	0	0	2.0000
0- Cattoor H/ 3- Bede W/ 4- Alleyne N/ 15- Cone J/ 25- Mutts J/	1	03:16	1	01:47	01:29	3-4	-1	1	1	0	1	1.0000
3- Bede W/ 15- Cone J/ 22- Aluma K/ 23- Radford T/ 25- Mutts J/	1	01:47	1	01:26	00:21	0-1	-1	1	0	0	0	0.0000
3- Bede W/ 4- Alleyne N/ 15- Cone J/ 22- Aluma K/ 23- Radford T/	1	01:26	2	20:00	01:26	5-3	2	1	0	0	0	2.5000
3- Bede W/ 15- Cone J/ 22- Aluma K/ 23- Radford T/ 25- Mutts J/	2	20:00	2	15:38	04:22	2-9	-7	3	1	0	0	0.2688
3- Bede W/ 4- Alleyne N/ 15- Cone J/ 22- Aluma K/ 25- Mutts J/	2	15:38	2	15:38	00:00	0-0	0	0	0	0	0	0.0000
3- Bede W/ 4- Alleyne N/ 5- N'Guessan D/ 15- Cone J/ 22- Aluma K/	2	15:38	2	15:17	00:21	0-2	-2	0	0	0	0	0.0000
0- Cattoor H/ 3- Bede W/ 4- Alleyne N/ 5- N'Guessan D/ 22- Aluma K/	2	15:17	2	15:17	00:00	0-0	0	0	0	0	0	0.0000
0- Cattoor H/ 4- Alleyne N/ 5- N'Guessan D/ 15- Cone J/ 22- Aluma K/	2	15:17	2	13:47	01:30	5-0	5	2	1	0	0	1.4535
0- Cattoor H/ 4- Alleyne N/ 5- N'Guessan D/ 15- Cone J/ 25- Mutts J/	2	13:47	2	12:26	01:21	4-5	-1	1	0	2	1	1.1628
0- Cattoor H/ 4- Alleyne N/ 15- Cone J/ 22- Aluma K/ 23- Radford T/	2	12:26	2	10:19	02:07	4-3	1	1	0	0	0	2.0000
3- Bede W/ 4- Alleyne N/ 15- Cone J/ 22- Aluma K/ 23- Radford T/	2	10:19	2	07:22	02:57	7-6	1	1	0	0	1	1.8041
3- Bede W/ 4- Alleyne N/ 15- Cone J/ 22- Aluma K/ 25- Mutts J/	2	07:22	2	05:47	01:35	2-4	-2	1	1	0	1	0.6667
0- Cattoor H/ 4- Alleyne N/ 15- Cone J/ 22- Aluma K/ 23- Radford T/	2	05:47	2	04:34	01:13	2-0	2	1	0	0	0	1.0638
0- Cattoor H/ 4- Alleyne N/ 15- Cone J/ 22- Aluma K/ 25- Mutts J/	2	04:34	2	04:22	00:12	1-0	1	0	0	0	0	2.2727
0- Cattoor H/ 4- Alleyne N/ 15- Cone J/ 22- Aluma K/ 23- Radford T/	2	04:22	2	03:01	01:21	6-4	2	0	0	0	1	2.4590
3- Bede W/ 4- Alleyne N/ 22- Aluma K/ 23- Radford T/ 25- Mutts J/	2	03:01	2	02:47	00:14	0-1	-1	0	0	0	0	0.0000
0- Cattoor H/ 4- Alleyne N/ 15- Cone J/ 22- Aluma K/ 25- Mutts J/	2	02:47	2	01:57	00:50	2-1	1	1	0	1	0	1.0000
3- Bede W/ 4- Alleyne N/ 22- Aluma K/ 23- Radford T/ 25- Mutts J/	2	01:57	2	01:29	00:28	0-0	0	1	0	0	0	0.0000
0- Cattoor H/ 4- Alleyne N/ 15- Cone J/ 22- Aluma K/ 25- Mutts J/	2	01:29	2	01:07	00:22	2-1	1	0	0	1	0	1.0000
0- Cattoor H/ 4- Alleyne N/ 22- Aluma K/ 23- Radford T/ 25- Mutts J/	2	01:07	2	01:07	00:00	1-0	1	0	0	0	0	2.2727
3- Bede W/ 4- Alleyne N/ 22- Aluma K/ 23- Radford T/ 25- Mutts J/	2	01:07	2	00:20	00:47	0-0	0	0	1	0	0	0.0000
0- Cattoor H/ 4- Alleyne N/ 15- Cone J/ 22- Aluma K/ 25- Mutts J/	2	00:20	2	00:06	00:13	1-0	1	0	0	0	0	2.2727
3- Bede W/ 4- Alleyne N/ 22- Aluma K/ 23- Radford T/ 25- Mutts J/	2	00:06	2	00:05	00:01	1-1	0	0	0	0	0	2.2727
0- Cattoor H/ 4- Alleyne N/ 15- Cone J/ 22- Aluma K/ 25- Mutts J/	2	00:05	2	00:00	00:06	0-0	0	1	0	0	0	0.0000



Virginia Tech at Louisville

01/06/21 KFC Yum! Center, Louisville
2020-21 Men's Basketball

Game Time: 6:30 PM
Game Duration: 2:02
Attendance: 2,966

Officials: Jaimie Luckie, Clarence Armstrong, Raymie Styons

Louisville

Lineup	Quarter On	Time On	Quarter Off	Time Off	Time on Court	Score	Score Diff	Reb	Stl	Tov	Ass	PPP
1- Jones C/ 10- Williamson S/ 13- Johnson D/ 14- Davis D/ 24- Withers J/	1	20:00	1	14:01	05:59	9-11	-2	3	3	1	1	0.8621
1- Jones C/ 11- Slazinski Q/ 12- Traynor J/ 13- Johnson D/ 14- Davis D/	1	14:01	1	11:26	02:35	5-4	1	1	1	1	1	1.2500
1- Jones C/ 11- Slazinski Q/ 12- Traynor J/ 13- Johnson D/ 20- Nickelberry J/	1	11:26	1	10:49	00:37	2-2	0	0	0	0	0	2.0000
1- Jones C/ 11- Slazinski Q/ 13- Johnson D/ 20- Nickelberry J/ 24- Withers J/	1	10:49	1	08:43	02:06	5-0	5	3	0	0	1	1.2500
11- Slazinski Q/ 13- Johnson D/ 14- Davis D/ 20- Nickelberry J/ 24- Withers J/	1	08:43	1	06:58	01:45	2-0	2	2	0	0	0	1.0000
1- Jones C/ 11- Slazinski Q/ 14- Davis D/ 20- Nickelberry J/ 24- Withers J/	1	06:58	1	06:21	00:37	0-1	-1	0	0	0	0	0.0000
1- Jones C/ 10- Williamson S/ 14- Davis D/ 20- Nickelberry J/ 24- Withers J/	1	06:21	1	04:44	01:37	3-0	3	5	0	0	1	1.5000
1- Jones C/ 10- Williamson S/ 12- Traynor J/ 14- Davis D/ 20- Nickelberry J/	1	04:44	1	03:16	01:28	2-5	-3	0	0	1	0	0.6667
1- Jones C/ 10- Williamson S/ 12- Traynor J/ 13- Johnson D/ 14- Davis D/	1	03:16	1	01:47	01:29	4-3	1	3	0	1	1	1.3889
1- Jones C/ 10- Williamson S/ 13- Johnson D/ 14- Davis D/ 24- Withers J/	1	01:47	1	01:26	00:21	1-0	1	1	0	0	0	1.1364
1- Jones C/ 11- Slazinski Q/ 13- Johnson D/ 14- Davis D/ 24- Withers J/	1	01:26	2	20:00	01:26	3-5	-2	0	0	0	1	1.2295
1- Jones C/ 10- Williamson S/ 13- Johnson D/ 14- Davis D/ 24- Withers J/	2	20:00	2	17:22	02:38	7-0	7	4	0	2	0	1.2868
1- Jones C/ 10- Williamson S/ 12- Traynor J/ 13- Johnson D/ 14- Davis D/	2	17:22	2	17:15	00:07	0-2	-2	0	0	0	0	0.0000
1- Jones C/ 11- Slazinski Q/ 12- Traynor J/ 13- Johnson D/ 14- Davis D/	2	17:15	2	15:38	01:37	2-0	2	4	0	1	0	1.0000
1- Jones C/ 11- Slazinski Q/ 12- Traynor J/ 13- Johnson D/ 20- Nickelberry J/	2	15:38	2	13:47	01:51	2-5	-3	2	0	1	0	0.5155
1- Jones C/ 11- Slazinski Q/ 13- Johnson D/ 20- Nickelberry J/ 24- Withers J/	2	13:47	2	10:19	03:28	8-8	0	1	1	1	1	1.3333
1- Jones C/ 11- Slazinski Q/ 13- Johnson D/ 14- Davis D/ 24- Withers J/	2	10:19	2	07:22	02:57	6-7	-1	2	0	0	1	1.5000
1- Jones C/ 11- Slazinski Q/ 12- Traynor J/ 13- Johnson D/ 14- Davis D/	2	07:22	2	05:47	01:35	3-2	1	2	0	1	0	1.2931
1- Jones C/ 11- Slazinski Q/ 13- Johnson D/ 14- Davis D/ 24- Withers J/	2	05:47	2	04:48	00:59	1-0	1	1	0	1	0	0.6944
1- Jones C/ 11- Slazinski Q/ 14- Davis D/ 20- Nickelberry J/ 24- Withers J/	2	04:48	2	01:57	02:51	6-11	-5	1	1	0	0	1.3889
1- Jones C/ 11- Slazinski Q/ 13- Johnson D/ 14- Davis D/ 24- Withers J/	2	01:57	2	00:00	01:57	2-5	-3	2	1	1	0	0.5319



Virginia Tech at Louisville

01/06/21 KFC Yum! Center, Louisville
2020-21 Men's Basketball

Game Time: 6:30 PM
Game Duration: 2:02
Attendance: 2,966

Officials: Jaimie Luckie, Clarence Armstrong, Raymie Styons

Virginia Tech

Lineup	Time	Score	Score Diff	Pts/Min	Reb	Stl	Tov	Ass	PPP
3- Bede W/ 4- Alleyne N/ 22- Aluma K/ 23- Radford T/ 25- Mutts J/	09:18	13-16	-3	1.3978	7	2	4	4	1.1484
3- Bede W/ 15- Cone J/ 22- Aluma K/ 23- Radford T/ 25- Mutts J/	05:34	2-10	-8	0.3593	5	1	0	0	0.1916
0- Cattoor H/ 4- Alleyne N/ 15- Cone J/ 22- Aluma K/ 23- Radford T/	04:41	12-7	5	2.5623	2	0	0	1	1.8987
3- Bede W/ 4- Alleyne N/ 15- Cone J/ 22- Aluma K/ 23- Radford T/	04:23	12-9	3	2.7376	2	0	0	1	2.0408
0- Cattoor H/ 15- Cone J/ 22- Aluma K/ 23- Radford T/ 25- Mutts J/	02:35	2-5	-3	0.7742	2	1	1	0	0.5814
0- Cattoor H/ 4- Alleyne N/ 15- Cone J/ 22- Aluma K/ 25- Mutts J/	01:43	6-2	4	3.4951	2	0	2	0	1.0204
3- Bede W/ 4- Alleyne N/ 15- Cone J/ 22- Aluma K/ 25- Mutts J/	01:35	2-4	-2	1.2632	1	1	0	1	0.6667
3- Bede W/ 5- N'Guessan D/ 15- Cone J/ 23- Radford T/ 25- Mutts J/	01:30	0-5	-5	0.0000	1	0	0	0	0.0000
0- Cattoor H/ 4- Alleyne N/ 5- N'Guessan D/ 15- Cone J/ 22- Aluma K/	01:30	5-0	5	3.3333	2	1	0	0	1.4535
0- Cattoor H/ 3- Bede W/ 4- Alleyne N/ 15- Cone J/ 25- Mutts J/	01:29	3-4	-1	2.0225	1	1	0	1	1.0000
0- Cattoor H/ 4- Alleyne N/ 5- N'Guessan D/ 15- Cone J/ 25- Mutts J/	01:21	4-5	-1	2.9630	1	0	2	1	1.1628
3- Bede W/ 4- Alleyne N/ 13- Maddox D/ 22- Aluma K/ 25- Mutts J/	01:19	0-0	0	0.0000	1	0	0	0	0.0000
3- Bede W/ 5- N'Guessan D/ 15- Cone J/ 22- Aluma K/ 23- Radford T/	01:13	2-2	0	1.6438	1	0	1	0	0.8621
0- Cattoor H/ 3- Bede W/ 15- Cone J/ 21- Ojiako J/ 23- Radford T/	00:51	2-2	0	2.3529	1	0	0	0	2.0000
0- Cattoor H/ 3- Bede W/ 15- Cone J/ 22- Aluma K/ 23- Radford T/	00:37	3-0	3	4.8649	1	0	0	1	3.0000
3- Bede W/ 4- Alleyne N/ 5- N'Guessan D/ 15- Cone J/ 22- Aluma K/	00:21	0-2	-2	0.0000	0	0	0	0	0.0000
0- Cattoor H/ 4- Alleyne N/ 22- Aluma K/ 23- Radford T/ 25- Mutts J/	00:00	3-0	3	∞	0	0	0	0	2.2727
0- Cattoor H/ 3- Bede W/ 4- Alleyne N/ 5- N'Guessan D/ 22- Aluma K/	00:00	0-0	0	NaN	0	0	0	0	0.0000



Virginia Tech at Louisville

01/06/21 KFC Yum! Center, Louisville
2020-21 Men's Basketball

Game Time: 6:30 PM
Game Duration: 2:02
Attendance: 2,966

Officials: Jaimie Luckie, Clarence Armstrong, Raymie Styons

Louisville

Lineup	Time	Score	Score Diff	Pts/Min	Reb	Stl	Tov	Ass	PPP
1- Jones C/ 10- Williamson S/ 13- Johnson D/ 14- Davis D/ 24- Withers J/	08:58	17-11	6	1.8959	8	3	3	1	1.0143
1- Jones C/ 11- Slazinski Q/ 13- Johnson D/ 14- Davis D/ 24- Withers J/	07:19	12-17	-5	1.6401	5	1	2	2	1.0309
1- Jones C/ 11- Slazinski Q/ 12- Traynor J/ 13- Johnson D/ 14- Davis D/	05:47	10-6	4	1.7291	7	1	3	1	1.2019
1- Jones C/ 11- Slazinski Q/ 13- Johnson D/ 20- Nickelberry J/ 24- Withers J/	05:34	13-8	5	2.3353	4	1	1	2	1.3000
1- Jones C/ 11- Slazinski Q/ 14- Davis D/ 20- Nickelberry J/ 24- Withers J/	03:28	6-12	-6	1.7308	1	1	0	0	1.1278
1- Jones C/ 11- Slazinski Q/ 12- Traynor J/ 13- Johnson D/ 20- Nickelberry J/	02:28	4-7	-3	1.6216	2	0	1	0	0.8197
11- Slazinski Q/ 13- Johnson D/ 14- Davis D/ 20- Nickelberry J/ 24- Withers J/	01:45	2-0	2	1.1429	2	0	0	0	1.0000
1- Jones C/ 10- Williamson S/ 14- Davis D/ 20- Nickelberry J/ 24- Withers J/	01:37	3-0	3	1.8557	5	0	0	1	1.5000
1- Jones C/ 10- Williamson S/ 12- Traynor J/ 13- Johnson D/ 14- Davis D/	01:36	4-5	-1	2.5000	3	0	1	1	1.3889
1- Jones C/ 10- Williamson S/ 12- Traynor J/ 14- Davis D/ 20- Nickelberry J/	01:28	2-5	-3	1.3636	0	0	1	0	0.6667