

VT HOKIES

2019-20 Virginia Tech Men's Basketball Game Notes

Game Info

Tuesday, March 10 | 7 PM | Game 32
Greensboro Coliseum | Greensboro, N.C.
New York Life ACC Tournament

On the Call

Wes Durham (PxP)
Cory Alexander (Analyst)
Katie George (Reporter)



Schedule

INFORMATION

Virginia Tech
Hokies



Record..... 16-15, 7-13 ACC
Starters R/L..... 1/4
Head Coach..... Mike Young
Record at School (Years)..... 16-15 (1st)

North Carolina
Tar Heels



Record..... 13-18, 6-14 ACC
Starters R/L..... 1/4
Head Coach..... Roy Williams
Record at School (Years)..... 466-151 (17th)

NUMBERS TO KNOW

5

• Owning the No. 5 ranking in the nation for assist-turnover ratio, Tech's average is 1.47, which is second in the ACC. In South Bend, it tallied 12 assists to nine TOs (+3).

9

• The Hokies have played in nine games at the ACC Tournament when it is in Greensboro, owning a 3-6 overall record. The last time Tech played in the 14-11 game, in won over WF.

10

• Tech made 10 3s at Notre Dame Saturday, marking its third straight game of hitting at least 10. That marks the first time it has done so in three straight ACC games in two years.

PROJECTED STARTERS (Based off last game)

#	Name	P	R	A	B	S
2	Landers Nolley (G/F)	15.6	5.9	2.5	0.3	0.7
3	Wabissa Bede (G)	5.2	3.6	5.6	0.4	1.0
4	Nahiem Alleyne (G)	9.0	2.4	1.5	0.2	0.4
14	P.J. Horne (F)	7.6	4.2	0.4	0.7	0.7
23	Tyrece Radford (G)	10.4	6.4	1.7	0.3	1.0

AT THE RIM


- Kicking off the 2020 New York Life ACC Tournament on Tuesday, the 11th-seeded Virginia Tech men's basketball team will face 14th-seeded North Carolina at 7 p.m. ET.
- UNC leads the all-time series 68-15, but the Hokies have won two of the last three.
- Last time these two faced off, Tech won 79-77 in a double-OT thriller at home. (More on page 5)
- Tech and North Carolina have met twice in the ACC tourney, with Carolina being 2-0. But both contests (2008, '09) were one-possession games. (More Tech info on ACC Tournament on page 17)
- Tech coach Mike Young is 2-2 all-time against UNC and coach Roy Williams, earning the first W in 2017 at UNC, 79-75, when he was at Wofford, and then again this past January.

WHO TO WATCH



- For the second straight game, junior P.J. Horne led Tech in scoring with 14 points at Notre Dame thanks to four 3-pointers.
- Marking the first time of his career of being the leading scorer in consecutive games, Horne also had seven rebounds.

- Freshman Hunter Cattoor had himself a day as well in South Bend, racking up four 3-pointers, too, for a total of 12 points.
- The Florida native has been steady from downtown as of late, making two or more 3s in six of his last seven games since Feb. 15.



LAST TIME OUT

- In its regular-season finale Saturday, Tech came up short at Notre Dame by eight, 64-56.
- It didn't do itself any favors early on, missing 16 straight shots and getting down at halftime 28-17. But it shot 50 percent in the second frame to come back, but not all the way.

NOVEMBER

5	AT CLEMSON* (ESPNU)	W, 67-60
8	COPPIN STATE (ACCNX)	W, 74-42
13	USC UPSTATE (ACCNX)	W, 80-57
16	LEHIGH (ACCNX)	W, 79-53
20	DELAWARE STATE (ACCNX)	W, 100-64
25	(1) VS. NO. 3/3 MICHIGAN STATE (ESPN2)	W, 71-66
26	(1) VS. [RV/--] DAYTON (ESPN)	L, 89-62
27	(1) VS. BYU (ESPN2)	L, 90-77

DECEMBER

6	NO. 10/8 DUKE* (ACCN)	L, 77-63
11	CHATTANOOGA (ACCN)	W, 63-58
15	GARDNER-WEBB (ACCNX)	W, 73-46
21	VMI (ACCN)	W, 64-55
29	MARYLAND EASTERN SHORE (RSN)	W, 92-37

JANUARY

4	AT NO. 19/19 VIRGINIA* (RSN)	L, 65-39
7	AT SYRACUSE* (ACCN)	W, 67-63
11	NC STATE* (RSN)	W, 72-58
14	AT WAKE FOREST* (ACCN)	W, 80-70
18	SYRACUSE* (RSN)	L, 71-69
22	NORTH CAROLINA* (ACCN)	W, 79-77 (2OT)
25	AT BOSTON COLLEGE* (ESPNU)	L, 61-56
28	AT MIAMI (FLA.)* (ACCN)	L, 71-61

FEBRUARY

1	NO. 5/6 FLORIDA STATE* (RSN)	L, 74-63
4	AT GEORGIA TECH* (ACCN)	L, 57-76
8	BOSTON COLLEGE* (RSN)	L, 77-73 (OT)
15	PITT* (ACCN)	W, 67-57
19	MIAMI (FLA.)* (RSN)	L, 102-95 (3OT)
22	AT NO. 6/6 DUKE* (ESPN2)	L, 88-64
26	[RV/RV] VIRGINIA* (ESPN2)	L, 56-53

MARCH

1	AT NO. 11/10 LOUISVILLE* (ACCN)	L, 68-52
4	CLEMSON* (ACCN)	W, 70-58
7	AT NOTRE DAME* (ACCN)	L, 64-56
10	(2) VS. NORTH CAROLINA (ACCN)	7 P.M.

* ACC GAME | AP POLL RANKING/COACHES POLL RANKING

- 1 - MAUI JIM MAUI INVITATIONAL (MAUI, HAWAII)
- 2 - ACC TOURNAMENT (GREENSBORO, N.C.)

VIRGINIA TECH CONTACT INFO

Lance Dozier | Phone: (507) 993-1898 | Email: lance17@vt.edu
Assistant Director, Strategic Communications
Matt Johnson | Phone: (336) 692-2690 | Email: mattj3@vt.edu
Student Assistant, Strategic Communications

Social



@HokiesMBB



@HokiesMBB



/HokieSports



AP Top 25 Poll - Week 18

March 2 | *Opponents in italics*

#	Team (1st place)	Record	Points
1	Kansas (64)	26-3	1600
2	Gonzaga	29-2	1514
3	<i>Dayton</i>	27-2	1453
4	Baylor	25-3	1395
5	San Diego State	28-1	1375
6	Kentucky	24-5	1253
7	<i>Florida State</i>	24-5	1164
8	Seton Hall	21-7	1145
9	Maryland	23-6	1041
10	<i>Louisville</i>	24-6	948
11	Creighton	22-7	843
12	<i>Duke</i>	23-6	809
13	Oregon	22-7	802
14	Villanova	22-7	779
15	<i>BYU</i>	24-7	756
16	<i>Michigan State</i>	20-9	726
17	Auburn	24-5	575
18	Iowa	20-9	492
19	Ohio State	20-9	489
20	Penn State	21-8	367
21	Houston	22-7	265
22	<i>Virginia</i>	21-7	219
23	Illinois	20-9	208
24	Wisconsin	19-10	179
25	Michigan	18-11	94

Receiving Votes: Butler 68, UCLA 54, Stephen F. Austin 47, ETSU 31, WVU 22, Providence 17, Colorado 13, Marquette 12, Arizona 9, Texas Tech 9, Stanford 4, Oklahoma 4, ASU 4, UNI 4, St. Mary's 2, LSU 2, NMSU 2, Wichita St. 2, Vermont 1, USC 1

Coaches' Top 25 Poll - Week 18

March 2 | *Opponents in italics*

#	Team (1st place)	Record	Points
1	Kansas (32)	26-3	800
2	Gonzaga	29-2	742
3	<i>Dayton</i>	27-2	741
4	Baylor	25-3	694
5	San Diego State	28-1	680
6	Kentucky	24-5	628
7	Seton Hall	21-7	567
8	<i>Florida State</i>	24-5	555
9	Maryland	23-6	516
10	<i>Louisville</i>	24-6	494
11	<i>Duke</i>	23-6	419
12	Villanova	22-7	392
13	Oregon	22-7	387
14	Creighton	22-7	385
T-15	Auburn	24-5	323
T-15	<i>BYU</i>	24-7	323
17	<i>Michigan State</i>	20-9	310
18	Iowa	20-9	301
19	Ohio State	20-9	240
20	Penn State	21-8	232
21	Houston	22-7	141
T-22	<i>Virginia</i>	21-7	79
T-22	Illinois	20-9	79
24	Wisconsin	19-10	78
25	Butler	20-9	60

Receiving Votes: Michigan 31, UCLA 30, West Virginia 27, Colorado 26, UNI 19, ETSU 16, Stephen F. Austin 15, Texas Tech 14, Arizona 14, Marquette 13, Saint Mary's 13, LSU 4, Providence 3, Texas 3, Yale 2, USC 2, Stanford 1, Wichita State 1

OUR NAME

When referring to our name, we ask that you use Virginia Tech, Hokies or Tech - and not 'Vah Tech'. Thank you!

GENERAL INFORMATION

University Name	Virginia Tech
Location	Blacksburg, Va.
Founded	1872
Enrollment	34,000
President	Dr. Timothy Sands
Director of Athletics	Whit Babcock
Nickname	Hokies
Mascot	Hokie Bird
Colors	Chicago Maroon and Burnt Orange
Affiliation	NCAA Division I
Conference	Atlantic Coast
Home Court	Cassell Coliseum
Capacity	9,275

INFORMATION

2018-19 Record	26-9
Conference Record/Finish	12-6 (5th in ACC)
Starters Returning/Lost	1/4
Letterwinners Returning/Lost	4/5
Newcomers	8 (4 freshmen, 2 redshirts, 1 transfer, 1 walk-on)

STAFF

Head Coach	Mike Young (Emery & Henry, 1986)
Virginia Tech Record/Years	16-15 / First season
Overall Record/Years	315-259 / 18 years
Associate Head Coach	Chester Frazier (Illinois, 2009)
Assistant Coach	Antwon Jackson (Pikeville, 1993)
Assistant Coach	Christian Webster (Harvard, 2013)
Chief of Staff	Stephanie Ballein (Virginia Tech, 1990, 1995)
Special Assistant to the Head Coach	Kevin Giltner (Wofford, 2012)
Special Assistant for Recruiting	Matt Olinger (Liberty, 2007)
Director of Player Personnel	Ryan Nadeau (Michigan State, 2016)
Director, Sports Medicine	Hisham Ziyout (Salisbury, 2015)
Coordinator of Basketball Relations	Ace Custis (Virginia Tech, 1997)
Senior Director, Strength & Conditioning	David Land (App State, 2011)
Assistant Director, Equipment Services	Bruce Garnes (Virginia Tech, 1994, 1996)
Graduate Assistant	Chakiris Moss (Greensboro, 2013)
Graduate Assistant	Will Stigall (Wofford, 2019)
Administrative Assistant	Isabelle Schneiderman (Virginia Tech, 2019)

ROSTER

No.	Name	Pos.	Ht.	Wt.	Cl.	Hometown	High School/Last School
0	Hunter Cattoor	G	6-3	205	Fr.	Orlando, Fla.	Bishop Moore
1	Isaiah Wilkins	G	6-4	225	So.	Winston-Salem, N.C.	Mount Tabor
2	Landers Nolley II	G/F	6-7	225	r-Fr.	Atlanta, Ga.	Langston Hughes
3	Wabissa Bede	G	6-0	200	Jr.	North Andover, Mass.	Cushing Academy
4	Nahiem Alleyne	G	6-3	195	Fr.	Buford, Ga.	Mountain View
10	Jonathan Kabongo	G	6-4	195	So.	Toronto, Canada	Thornlea Secondary
11	Brendan Palmer	G	6-4	195	So.	Winston-Salem, N.C.	Forsythe Country Day
13	Grant Yates	F	6-8	210	So.	Gainesville, Va.	Battlefield/Christopher Newport
14	P.J. Horne	F	6-6	225	Jr.	Tifton, Ga.	Tift County
15	Jalen Cone	G	5-10	170	Fr.	Walkertown, N.C.	Walkertown
21	John Ojiako	F	6-10	240	Fr.	Lagos, Nigeria	Admiral Farragut
22	Keve Aluma	F	6-9	240	Jr.	Berlin, Md.	Stephen Decatur/Wofford
23	Tyrece Radford	G	6-1	205	r-Fr.	Baton Rouge, La.	McKinley
24	Branden Johnson	F	6-8	230	Gr.	Garfield Heights, Ohio	Garfield Heights/Alabama St.
25	Ryan Payne	F	6-8	220	Jr.	Mechanicsville, Va.	Hanover

PRONUNCIATIONS

Nahiem Alleyne	na-HEEM ah-LEAN	Jonathan Kabongo	kuh-BONGO
Keve Aluma	Kev-aye	Landers Nolley II	NAH-lee
Wabissa Bede	wa-BEE-sah BEE-dee	John Ojiako	OH-gee-ah-co
Hunter Cattoor	cuh-TOUR	Tyrece Radford	TIE-reese





2019-20 ACC Standings

#	Team	Overall	ACC	Pct.
1.	No. 7/8 Florida State	25-6	16-4	.800
2.	No. 22/22 Virginia	23-7	15-5	.750
	No. 10/10 Louisville	24-7	15-5	.750
	No. 12/11 Duke	25-6	15-5	.750
5.	Georgia Tech	17-14	11-9	.550
6.	NC State	19-12	10-10	.500
	Syracuse	17-14	10-10	.500
	Notre Dame	19-12	10-10	.500
9.	Clemson	15-15	9-11	.500
10.	Miami (Fla.)	15-15	7-13	.350
	Boston College	13-18	7-13	.350
	Virginia Tech	16-15	7-13	.350
13.	Wake Forest	13-17	6-14	.300
	Pitt	15-16	6-14	.300
	North Carolina	13-18	6-14	.300

2019-20 Preseason ACC Coaches' Poll

#	Team (First-place votes)	Points
1.	Duke (51)	1564
2.	North Carolina (19)	1493
3.	Louisville (29)	1448
4.	Virginia (12)	1405
5.	Florida State	1157
6.	NC State	1038
7.	Notre Dame	915
8.	Syracuse	910
9.	Miami (Fla.)	768
10.	Pitt	577
11.	Clemson	564
12.	Georgia Tech	437
13.	Boston College	382
14.	Virginia Tech	334
15.	Wake Forest	328

Hokie Award Winners on ACC Teams

All-Freshman Team

Vernon Carey Jr., Duke
Cole Anthony, North Carolina

Landers Nolley II, Virginia Tech

Cassius Stanley, Duke
Patrick Williams, Florida State

All-ACC Honorable Mention

Landers Nolley II, Virginia Tech

Michael Devoe, Georgia Tech
Brandon Childress, Wake Forest
Chris Lykes, Miami
M.J. Walker, Florida State
Braxton Key, Virginia
Dwayne Sutton, Louisville
Steffon Mitchell, Boston College

Individual Award Winners

ACC Player & Defensive of the Year

Tre Jones, Duke

Freshman of the Year

Vernon Carey Jr., Duke

Coach of the Year

Leonard Hamilton, Florida State

Most Improved Player

Garrison Brooks, North Carolina

Sixth Man of the Year

Patrick Williams, Florida State

A WIN WOULD

- Advance the Hokies to the second round of the ACC Tournament, facing sixth-seeded Syracuse on Wednesday at 9 p.m. ET.
- Make Tech 2-0 versus North Carolina in the same season, which hasn't happened since 2007, and that it has won three of its last four versus UNC, which hasn't happened since 1966.
- Mean that Tech is 1-0 as an 11 seed all-time in the ACC Tournament, while moving them to 4-6 in Greensboro and 11-15 overall in the ACC tourney.
- Give Tech coach Mike Young a winning record over North Carolina and Roy Williams at 3-2, while making him a perfect 2-0 since his arrival to Tech.
- Would make Young the second straight Hokie coach to win his first ACC Tournament game (Buzz Williams) and just the second overall, with Seth Greenberg and James Johnson falling in their ACC tourney openers in 2005 and 2013.

TOURNEY NOTES

- Since Virginia Tech has been in the ACC (2004-05), the postseason tournament has had multiple formats and brackets, depending on the number of teams in the league and competing in the tournament, with Tech being 9-6 in its first game in each year's tournament.
- This will be the 16th ACC Tournament for the Hokies and the 17th consecutive conference tournament appearance for the Hokies.
- Tech is 10-15 in ACC Tournament action and its streak of earning a first-round by has come to an end, snapping a four-year streak.
- The Hokies have a combined 36-56 all-time record in postseason conference tournaments.
- Tech is 13-23 all-time against current ACC members in postseason conference tournaments.

YOUNG IN TOURNEY MODE

- Tech coach Mike Young made his money at the conference tournament when he was at Wofford his last few years in Spartanburg, winning five SoCon tournament titles in the last decade to punch his team's ticket to the dance.
- While leading the Terriers, Young didn't make it out of the first round or quarterfinals his first seven seasons (2003-09), but when he knocked down the door in 2010 with a title, he made it to the semifinals or title game six of the next nine years.
- Since the 2008-09 season, he's 17-6 (.739) in conference tourneys.

SMALL WORLD

- When Tech coach Mike Young was in his younger days, he attended a Dean Smith camp while Roy Williams was one of the coaches.
- After Coach Young left the bathroom light on in the dorm room one night, he had to do sprints the next day and joked it almost killed him and that he remembers it like it was yesterday.

NOT TOO SHABBY

- Tech ranks highly in a few categories nationally, including fifth in turnovers per game (10.0), fifth in assist-turnover ratio (1.47), 13th in 3-point field goals per game (9.8) and 16th in personal fouls per game (14.7) and 49th in assists per game (14.7).
- On the other end of the national rankings, Tech is 339th in free-throw attempts (418).

GET 'EM FROM DEEP

- As stated on page 1, guard Hunter Cattoor is starting to get into a rhythm from the perimeter as of late.
- The freshman, who was averaging 1.4 3-point makes per game before Feb. 15, is on another level since that game versus Pitt with a 2.0 mark on a 50.0 percent clip over his last seven outings.
- So, though his attempts are about the same, he's making more at a higher rate, making him a reliable threat off the bench.

Player	PPG	3FG%	3FGA
Hunter Cattoor (First 23 Gs)	6.0	37.1	3.9
Hunter Cattoor (Last 7 Gs)	7.3	50.0	4.0

RECAPPIN' NOTRE DAME

- Similar to the Duke game plan on Dec. 6, with doubling on Vernon Carey Jr. and making life hard from him on the block, the Hokies used the same tactic in South Bend and held double-double machine John Mooney to zero first-half points and five rebounds. He would end up with a season-low seven points and 13 boards. So, Tech said beat us with your other guys, and the Irish did just that, as T.J. Gibbs stepped up with a game-high 22 points.
- Tech did pretty well defensively, though, forcing the Irish into their most turnovers of the season at 16. And, remember, they were No. 1 in the country at the time at fewest turnovers per game.
- The Hokies really struggled offensively in the first half, scoring 17 points, which tied for the second-fewest first-half points this season (UVA, Jan. 4). But they got it going in the second half, hitting seven 3s and shooting 50 percent. However, it would not be enough as they couldn't get a timely stop on the other end, as Notre Dame scored 36 points in the final 20 minutes on senior day.
- Notre Dame controlled the glass, outrebounding Tech by 17 (44-27) and won the paint (26-18).

TEAM ON THEIR BACK

- The ACC has had its fair share of teams that are carried by freshmen, especially in recent memory.
- Tech, similar to Duke the last couple of years, has its freshmen scoring more than 50 points per game, which - if the season ended today - would rank fourth all-time on the ACC freshman season team superlatives record book.
- Georgia Tech's 1982-83 team is currently fourth with 46.9 points per game by freshmen.

Team	W-L	PPG
Duke (2018-19)	32-6	64.0
Duke (2017-18)	29-8	61.2
Duke (1982-83)	11-17	52.9
Virginia Tech (2019-20)	16-15	50.7

ACC AWARDS

- Two Hokies made the ACC Men's Basketball All-Academic Team, with Landers Nolley and Naheim Alleyne taking the honors.
- On the court, Nolley made All-ACC Honorable Mention and ACC All-Freshman Team, ranking eighth in scoring in the ACC & 11th among freshmen nationally.
- Nolley is the fifth-ever Hokie to make the ACC All-Freshman Team and the first in six years, joining Devin Wilson (2014), Dorian Finney-Smith (2012), Jeff Allen (2008) and Deron Washington (2005).



LAST TIME TEAM...

Tech scored 100 points and won: 103-79, vs. Washington, 11-17-17
 Tech scored 100 points and lost: 100-104 2OT vs. Maryland, 2-27-10
 Tech played in overtime: 79-77, 2OT, vs. North Carolina, 1-22-20
 Tech played in consecutive overtime games: 82-77 vs. UAB, 11-28-15 & 79-81 vs. Northwestern, 12-1-15
 Tech played 2 OT: 79-77, 2OT, vs. North Carolina, 1-22-20
 Tech played 3 OT: 95-102, 3OT, vs. Miami (Fla.), 1-19-20
 Tech scored 100+ points: 100-64 vs. Delaware State, 11-20-19
 Tech scored 90-99 points: 95-102, 3OT, vs. Miami (Fla.), 1-19-20
 Tech scored 80-89 points: 80-70 at Wake Forest, 1-14-20
 Tech scored 70-79 points: 70-58 vs. Clemson, 3-4-20
 Tech scored 60-69 points: 64-88 at No. 6/6 Duke, 2-22-20
 Tech scored 50-59 points: 56-64 at Notre Dame, 3-7-20
 Tech scored 40-49 points: 47-24 at NC State, 2-2-19
 Tech scored 30-39 points: 39-65 at No. 19/19 Virginia, 1-4-20
 Tech scored 20-29 points: 27-40 at McGuire Hospital, 2-2-46
 Tech scored 10-19 points: 16-45 at Virginia, 1-30-39
 Tech scored less than 10 points: 9-29 vs. North Carolina, 1-12-35
 Tech allowed 100+ points: 95-102, 3OT, vs. Miami (Fla.), 1-19-20
 Tech allowed 90-99 points: 77-90 vs. BYU, 11-27-19
 Tech allowed 80-89 points: 64-88 at No. 6/6 Duke, 2-22-20
 Tech allowed 70-79 points: 73-77 vs. Boston College, 2-8-20
 Tech allowed 60-69 points: 56-64 at Notre Dame, 3-7-20
 Tech allowed 50-59 points: 70-58 vs. Clemson, 3-4-20
 Tech allowed 40-49 points: 73-46 vs. Gardner-Webb, 12-15-19
 Tech allowed 30-39 points: 92-37 vs. Maryland Eastern Shore, 12-29-19
 Tech allowed 20-29 points: 47-24 at NC State, 2-2-19
 Tech allowed 10-19 points: 60-19 vs. Lynchburg College, 1-9-46
 Tech allowed less than 10 points: 28-9 vs. Hampden-Sydney, 1-17-23
 Tech scored at least 60 points in a half: 66, 2nd half, vs. The Citadel, 11-12-17
 Largest margin of victory: 83 points vs. Randolph Macon Academy, 87-4, 1-10-1911
 Largest margin of victory in an ACC game: 29 points vs. Wake Forest, 94-65, 1-15-11
 Tech defeated a ranked opponent on the road: 47-24 at No. 23/22 NC State, 2-2-19
 Tech defeated a ranked opponent at home: 77-72 vs. No. 3/2 Duke, 2-26-19
 Tech defeated a ranked opponent on a neutral court: 71-66 vs. No. 3 Michigan State, 11-25-19, Maui
 Tech defeated a defending national champion: 80-69 vs. North Carolina, 1-22-18
 Tech held opponent without a double-figure scorer: 65-47 vs. Miami, ACC Tournament, 3-12-09
 No Tech player scored in double figures: 41-57 vs. Temple, 2-25-96
 Tech had six players score in double figures: at Boston College, 2-25-17
 Tech had seven players score in double figures: vs. The Citadel, 12-17-16
 Tech did not make a 3-point field goal: at Providence, 2-1-03
 Tech's opponent did not make a 3-point field goal: at NC State, 2-10-10
 Tech did not shoot a free throw in the first half: vs. No. 5/6 Florida State, 2-4-20
 Tech did not shoot a free throw in the second half: vs. Virginia, 12-5-10
 Tech's opponent did not shoot a free throw: vs. VMI, 12-21-19
 Tech held an opponent under 10 points in a half: 9 points, vs. Eastern Michigan, 12-22-11
 Tech held an opponent under 20 points in a half: 12 points, vs. Coppin State, 11-8-19
 Tech had double figures in blocked shots: 13, 87-82, vs. West Virginia, 11-12-13
 Tech came back from a double-figure deficit to win: 12 points vs. North Carolina, 1-22-20
 Lost a double-digit lead: 12 points vs. Boston College, 2-8-20
 Tech led by 20 or more points at halftime of a game: 23 points vs. Maryland Eastern Shore, 12-29-19
 Tech had 20-29 assists in a game: 21 vs. Pitt, 2-15-20
 Tech had 30 or more assists: 36 vs. The Citadel, 11-12-17
 Tech won a neutral-court game (no tourney): 73-61 vs. Washington (Atlantic City, N.J.), 12-15-18
 Tech held a team under 20 percent from the field: 16.7% at NC State, 2-2-19
 Tech won an NCAA Tournament game: 67-58 vs. Liberty (NCAA Tournament), 3-24-19

LAST TIME PLAYER...

A Tech player recorded a triple-double: Chris Clarke (13 pts./12 rebs./10 ast.) vs. The Citadel, 12-17-16
 Two Tech players recorded double-doubles in a game: Landers Nolley II (18 pts./12 rebs.) & Tyrece Radford (26 pts./10 rebs.) vs. Miami (Fla.), 2-19-20
 Two Tech players recorded double-doubles in consecutive games: vs. UNC, ACC Tournament, 3-13-09 and vs. Duquesne, NIT, 3-18-09
 Tech player had five or more steals: Nickheil Alexander-Walker (6) vs. Miami (Fla.), 1-30-19
 Tech player had 10 or more assists in a game: Wabissa Bede (10) vs. Delaware State, 11-20-19
 Tech player had 20 or more rebounds in a game: Jeff Allen (21) vs. Longwood, 12-14-08
 Two Tech players had double figures in rebounds: Landers Nolley II (12 rebs.) & Tyrece Radford (10 rebs.) vs. Miami (Fla.), 2-19-20
 Two Tech players had five or more assists: Wabissa Bede (6) & Tyrece Radford (5) vs. UMES 12-29-19
 Three Tech players had five or more assists: Chris Clarke (10) Justin Robinson (6), Seth Allen (6) vs. The Citadel, 12-17-16
 Four Tech players had five or more assists: Kerry Blackshear (8), Devin Wilson (7), Justin Robinson (7), Chris Clarke (5) vs. The Citadel, 11-12-17
 Three Tech players had five or more 3-pointers: Nahiem Alleyne (5), Jalen Cone (5), Isaiah Wilkins (5) vs. Delaware State, 11-20-19
 Two Tech players scored 20 or more points: Tyrece Radford (26 points) & Jalen Cone (20 points) vs. Miami (Fla.), 2-19-20
 Three Tech players scored 20 or more points: Nickheil Alexander-Walker (25 points), Ahmed Hill (23 points) and Justin Robinson (23 points) vs. Purdue, 11-18-18
 Same two Tech players scored 20 or more points in consecutive games: Nickheil Alexander-Walker & Kerry Blackshear Jr., 11-10 & 11-12-17
 Tech freshman scored 20 or more points in a game: Tyrece Radford (26 points) & Jalen Cone (20) vs. Miami (Fla.), 2-19-20
 Two Tech freshmen scored in double figures in a game: Jalen Cone (15 points), Nahiem Alleyne (12) at No. 11/10 Louisville, 3-1-20
 Three Tech freshmen scored in double figures in a game: Tyrece Radford (26 points), Jalen Cone (20) Landers Nolley (18) vs. Miami (Fla.), 2-19-20
 Four Tech freshmen scored in double figures in a game: Landers Nolley II (21 points), Tyrece Radford (21) Jalen Cone (15) and Nahiem Alleyne (10) at Wake Forest, 1-14-20
 Tech player scored 30-39 points in a game: 30, Landers Nolley at Clemson, 11-5-19
 Tech player scored 40-49 points in a game: 41, Dorenzo Hudson vs. Seton Hall, 1-2-10
 Tech player scored 50+ points in a game: 51, Binbo Coles vs. Southern Miss., 2-6-88
 Tech player had consecutive double-doubles: Kerry Blackshear Jr., 2-18-19, 2-23-19 & 2-26-19
 Tech player had three consecutive double-doubles: Kerry Blackshear Jr., 2-18-19, 2-23-19 & 2-26-19
 Tech freshman had consecutive double-doubles: Kerry Blackshear Jr., 12-13-15 & 12-19-15
 Tech allowed a triple-double: Dennis Smith Jr. (27 pts., 11 rebs., 11 assists), at NC State, 1-4-17
 Tech had a walk-on score in double figures: Christian Beyer, 13 pts., vs. Alabama A&M, 12-14-14

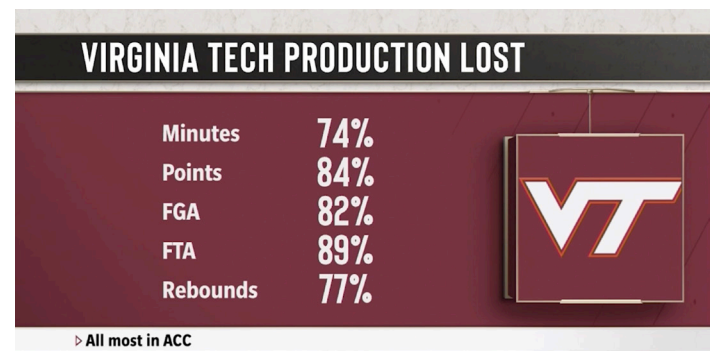
What's a Hokie?



The answer leads all the way back to 1896 when Virginia Agricultural and Mechanical College changed its name to Virginia Polytechnic Institute. With the change came the necessity for writing a new cheer and a contest for such a purpose was held by the student body.

Senior O.M. Stull won first prize for his "Hokie" yell which is still used today. Later, when asked if "Hokie" had any special meaning, Stull explained the word was solely the product of his imagination and was used only as an attention-getter for his yell. It soon became a nickname for all Tech teams and for those people loyal to Tech athletics.

The official university school colors - Chicago Maroon and Burnt Orange - also were introduced in 1896. The colors were chosen by a committee because they made a 'unique combination' not worn elsewhere at the time. The official definition of "hokie" is "a loyal Virginia Tech Fan".



'19 CLASS OF HIGH-MAJOR COACHES

- Out of the seven high-major conferences (ACC, American, BIG EAST, B1G, Big 12, Pac-12 and SEC), there are 14 new head coaches for the 2019-20 season.
- Virginia Tech coach Mike Young is just one of six coaches that were a mid-major coach to jump up to the big leagues, joining Alabama's Nate Oats (Buffalo), Arkansas' Eric Musselman (Nevada), Tulane's Ron Hunter (Georgia State) and Washington State's Kyle Smith (San Francisco).
- Of the 14 new coaches, Young was the longest-tenured coach to leave, following his 17-year stint as the head guy at Wofford.
- The NBA saw three of its coaches jump into the college ranks, with Michigan's Juwon Howard (Miami Heat), Nebraska's Fred Hoiberg (Chicago Bulls) and Vanderbilt's Jerry Stackhouse (Memphis Grizzlies).
- In this cycle, only one assistant coach was promoted from within and that was Temple's Aaron McKie, who served as an assistant under Fran Dunphy for five seasons in Philadelphia.
- While former Hokie coach Buzz Williams, who is now at Texas A&M, was one of just two coaches this offseason to jump ship and go high-major for high-major, with UCLA's Mick Cronin (Cincinnati) being the other.
- A full breakdown of the 14 coaches this cycle is below, with the SEC welcoming the most among the seven leagues with four. The Big 12 was the lone conference not to have a new head coach this offseason.

School	Name	Previous Team
Alabama	Nate Oats	Buffalo (HC)
Arkansas	Eric Musselman	Nevada (HC)
Cal	Mark Fox	*Georgia (HC)
Cincinnati	John Brannen	Northern Kentucky (HC)
Michigan	Juwon Howard	Miami Heat (NBA Assistant)
Nebraska	Fred Hoiberg	Chicago Bulls (NBA HC)
St. John's	Mike Anderson	Arkansas (HC)
Temple	Aaron McKie	Temple (Assistant)
Texas A&M	Buzz Williams	Virginia Tech (HC)
Tulane	Ron Hunter	Georgia State (HC)
UCLA	Mick Cronin	Cincinnati (HC)
Vanderbilt	Jerry Stackhouse	Memphis Grizzlies (NBA Assistant)
Virginia Tech	Mike Young	Wofford (HC)
Washington State	Kyle Smith	San Francisco (HC)

* Coach Mark Fox last coached Georgia in 2017-18.



RECORD WHEN...

Leading at the half:	13-4
Trailing at the half:	3-10
Tied at the half:	0-1
Playing Overtime:	1-1
Shooting 50% or better:	3-1
Shooting between 40-49.9%:	7-7
Shooting less than 40%:	5-7
Opponents shoot 50% or better:	0-3
Opponents shoot less than 50%:	16-12
VT outrebounds its opponent:	8-1
Opponent outrebounds VT:	8-14
Teams are tied in rebounds:	0-0
VT shoots 70% FT or better:	10-5
VT shoots less than 70% FT:	6-10
Scoring less than 50 points:	0-1
Scoring 50-59 points:	0-5
Scoring 60-69 points:	5-6
Scoring 70-79 points:	7-2
Scoring 80-89 points:	2-0
Scoring 90 or more points:	2-1
Allowing less than 30 points:	0-0
Allowing 30-39 points:	1-0
Allowing 40-49 points:	2-0
Allowing 50-59 points:	7-1
Allowing 60-69 points:	4-4
Allowing 70-79 points:	3-5
Allowing 80-89 points:	0-2
Allowing 90 or more points:	0-2
Game decided by 1-4 points or OT:	2-4
Game decided by 5-10 points:	6-3
Game decided by 11+ points:	8-8
Playing in the morning:	0-0
Playing at night:	11-8
Playing in the afternoon:	5-7
Playing on Monday:	1-0
Playing on Tuesday:	3-3
Playing on Wednesday:	5-3
Playing on Thursday:	0-0
Playing on Friday:	1-1
Playing on Saturday:	4-7
Playing on Sunday:	2-1
Playing in November:	6-2
Playing in December:	4-1
Playing in January:	4-4
Playing in February:	1-6
Playing in March:	1-2

LAST TIME OUT VS. NORTH CAROLINA



Official Basketball Box Score - Final
North Carolina at Virginia Tech
 01/23/20 Cassell Coliseum, Blacksburg, VA
 2019-20 Men's Basketball

Game Time: 1:00 AM
 Game Duration: 2:33
 Attendance: 9,275

Officials: Tony Henderson, Jeffrey Anderson, Tommy Morrissey

		Record: 8-10 (1-6)																					
NO.	Name	Min	FG			3P			FT			Rebounds			Fouls		TP	AS	TO	ST	Blocks		+/-
			M-A	M-A	M-A	OR	DR	TOT	PF	FD	OR	DR	TOT	BS	BA								
5	Armando Bacot	F 29:11	3-7	0-0	3-3	1	3	4	5	2	9	4	1	0	0	0	13						
15	Garrison Brooks	F 48:21	11-18	0-1	6-8	1	12	13	3	6	28	6	4	0	0	0	3						
32	Justin Pierce	F 45:53	6-10	3-5	0-2	2	6	8	3	2	15	0	3	0	0	0	-4						
1	Leaky Black	G 47:21	3-10	3-6	3-4	2	6	8	1	2	12	2	4	0	1	0	-2						
3	Andrew Platek	G 48:00	2-11	1-8	2-3	0	5	5	1	4	7	3	1	0	1	2	-1						
13	Jeremiah Francis	22:52	2-5	0-1	0-0	0	3	3	1	1	4	2	0	1	0	1	-17						
55	Christian Keeling	08:22	1-3	0-1	0-0	0	1	1	1	0	2	0	0	0	0	0	-2						
Team																							
Totals			28-64	7-22	14-20	6	37	43	15	17	77	17	13	1	2	3	-2	Technical Fouls::NONE					

Shooting By Period		
1 st FG%	16-31	51.6%
3PT%	3-8	37.5%
FT%	1-1	100%
2 nd FG%	7-21	33.3%
3PT%	4-8	50.0%
FT%	6-12	50%
OT FG%	5-12	41.7%
3PT%	0-6	0.0%
FT%	7-7	100%
GM FG%	28-64	43.8%
3PT%	7-22	31.8%
FT%	14-20	70.0%

Dead Ball Rebounds: 3, 0

		Record: 14-5 (5-3)																					
NO.	Name	Min	FG			3P			FT			Rebounds			Fouls		TP	AS	TO	ST	Blocks		+/-
			M-A	M-A	M-A	OR	DR	TOT	PF	FD	OR	DR	TOT	BS	BA								
2	Landers Nolley II	F 44:25	5-17	2-8	10-11	1	6	7	3	5	22	2	3	0	0	1	-6						
14	P.J. Horne	F 42:22	1-5	1-4	3-4	0	5	5	4	3	6	0	2	1	1	0	5						
3	Wabissa Bede	G 44:19	3-9	1-2	1-2	0	5	5	2	2	8	8	1	2	0	1	1						
15	Jalen Cone	G 35:15	6-13	6-11	0-0	1	6	7	3	0	18	2	2	0	1	0	4						
23	Tyrece Radford	G 20:50	1-3	0-0	0-0	1	2	3	0	2	2	0	1	0	1	0	-12						
0	Hunter Cattoor	15:49	1-3	1-2	2-2	0	2	2	1	2	5	1	0	1	0	0	1						
1	Isaiah Wilkins	05:35	1-2	0-1	0-0	0	1	1	0	0	2	0	0	0	0	0	8						
4	Nahiem Alleyne	33:47	4-11	3-9	0-0	0	2	2	0	0	11	3	0	0	0	0	12						
21	John Ojiako	07:38	2-2	0-0	1-2	2	0	2	4	1	5	0	0	0	0	0	-3						
Team																							
Totals			24-65	14-37	17-21	8	31	39	17	15	79	16	9	4	3	2	2	Technical Fouls::NONE					

Shooting By Period		
1 st FG%	10-29	34.5%
3PT%	4-15	26.7%
FT%	6-6	100%
2 nd FG%	8-23	34.8%
3PT%	7-15	46.7%
FT%	7-9	77.8%
OT FG%	6-13	46.2%
3PT%	3-7	42.9%
FT%	4-6	66.7%
GM FG%	24-65	36.9%
3PT%	14-37	37.8%
FT%	17-21	81.0%

Dead Ball Rebounds: 0, 2

	Heels	Hokies
Biggest lead	12 (2 nd 13:18)	3 (1 st 11:23)
Best Scoring Run	9 (1 st 2:02)	8 (2 nd 10:11)
Lead Changes	9	
Times Tied	7	
Time with Lead	39:26	07:24

Points from	Heels	Hokies
Turnovers	8	4
Paint	40	20
Second Chance	2	10
Fast Breaks	0	9
Bench	6	23

	Period by Period Scoring				
	1 st	2 nd	OT1	OT2	TOT
Heels	36	24	7	10	77
Hokies	30	30	7	12	79

TEAM AVERAGES

- Of the 14 categories below, Tech owns nine categories to its name, including a good size separation 3-point percentage (+5.1) and points allowed per game (6.5).
- The Tar Heels on the other hand play own a crazy rebounding margin over Tech (+10.2).

KenPom Ranking	83	96
Points per game	72.6	69.0
Field-goal percentage	42.2	42.4
3-point percentage	30.4	35.5
Free-throw percentage	67.6	70.6
Rebounds per game	41.8	34.1
Assists per game	14.5	14.7
Blocks per game	3.6	2.9
Steals per game	5.8	6.0
Points allowed per game	72.6	66.1
Defensive field-goal percentage	42.5	41.5
Defensive 3-point percentage	33.9	31.9
Rebound margin	+7.4	-2.8
Assist/turnover ratio	1.1	1.5

LAST TIME OUT VS. NORTH CAROLINA

- Tech's Tyrece Radford hit a game-winning layup with two ticks left to help the Hokies survive a double-overtime thriller in Blacksburg to push Tech to fourth in the ACC standings after eight league games.
- Trailing by six points at the half after allowing UNC to shoot 51 percent, the Hokies went to work in the second frame, hitting seven 3s in the second half alone and holding Carolina to a 33 percent clip in the 20 minutes after intermission sent the game into OT. Tech three 3s in both OTs combined to win.
- The Tar Heels dominated the paint, as they should considering their height advantage, owning a 20-point differential in points in the paint (40-20). But Tech actually had more offensive rebounds than them (8-6).
- Carolina, known for its fast-paced offense, was held to zero fastbreak points by the Hokies.

SCOUTING NORTH CAROLINA

- In a Tobacco Road showdown, the Tar Heels are coming off a 13-point loss to No. 12/11 Duke (25-6, 15-5) this past Saturday by a score of 89-76. Act II saw Garrison Brooks (26 PTS, 13 REB) and Armando Bacot (13 PTS, 12 REB) tally double-doubles, but it was not enough as the Blue Devils' bench outscored UNC 32-10.
- Roy Williams enters his 17th season as the head coach in Chapel Hill, following his 15-year stint as the head coach at Kansas, where he racked up over 400 victories. At UNC, Williams has led his alma mater to three national championships, with the most recent in 2017.
- Carolina is paced by Brooks, who is averaging 26.8 points and 10.8 rebounds per game over his last five outings dating back to Feb. 22, and preseason ACC Freshman of the Year Cole Anthony, who is totaling 19.8 points and 4.8 assists a contest his last five games.
- One of the better rebounding teams in the country, the Tar Heels rank sixth nationally in offensive rebounds per game with 13.6 and are ninth in rebound margin with averaging 7.7.



RECAPPIN' CLEMSON

- The win over Clemson gave Tech its first sweep of the year and its second-ever over the Tigers (2017).
- With the win, Tech is now 11-3 when it scores 70 or more points and 10-1 when holding its opponent to under 59 points.
- The Hokies had six players hit a 3-pointer, including four players hitting at least two.
- Tech outrebounded the Tigers 34-32, marking just its third time out of 19 ACC games that its outrebounded its opponent.
- Shooting 54.2 percent, the Hokies hadn't done that in an ACC game since Jan. 30 at Miami (Fla.) when they shot 58.8 percent, meaning 30 games had passed in between.

MAKE IT RAIN

- Tech let it rip with six guys hitting a 3-pointer against the Tigers, which is a trend they've accomplished a few times this season.
- In their 31 games this season, the Hokies have had nine games with six or more guys hitting a triple and 6-3 in those games.
- Tech had six guys hit a 3 against Coppin State (11/8) and USC Upstate (11/13), marking the first time that has happened in consecutive games since December 2018 vs. CCSU (1st) and VMI (5th).
- Since 2010, the Hokies have had 31 games in which they have had at least six players make a 3. In those games, they are 26-5 (.839).
- The most they've had hit a 3 is eight players in a game, which has happened just once since 2010 (Houston Baptist on Nov. 21, 2017).

A SELECT CREW

- There are only two players in the ACC that average more than 10 points, six rebounds and shoot over 60 percent.
- The two players are NC State's DJ Funderburk and the Hokies' Tyrece Radford.
- The funny thing is, one is a guard and the other is a forward, with a nine-inch differential in height, as Radford stands 6'1" and Funderburk 6'10".

Player	PTS	REB	FG%
DJ Funderburk (NC State)	12.9	6.1	61.1
Tyrece Radford (Virginia Tech)	10.4	6.4	61.1

STEPPING UP

- Guard Tyrece Radford has been putting together his best stretch yet, leading the Hokies in scoring five of their last 11 games since at Miami (Fla.) on Jan. 28.
- Radford has been well above his averages over the last 11 games, especially in scoring, with being more aggressive (hence the uptick in attempts).

Player	PPG	FG%	FGA
Tyrece Radford (First 20 Gs)	8.4	64.1	6.1
Tyrece Radford (Last 11 Gs)	13.8	58.0	10.2

RECAPPIN' LOUISVILLE

- After holding the then-10th-ranked Cardinals in check the first half, with allowing just three offensive rebounds and zero second-chance points, UofL exploded for 41 second-half points and a big part of that came from eight offensive rebounds and 13 second-chance points.
- Preseason ACC Player of the Year Jordan Nwora tallied a double-double with 20 points and 12 rebounds, while Tyrece Radford had a near double-double himself with eight points and nine rebounds.
- The Hokies had two freshmen in double figures, combining for 27 points and nine of Tech's 10 3-pointers in Nahiem Alleyne and Jalen Cone.
- But the story of the day was Louisville owning the paint, outscoring Tech 32-12 in paint points and outrebounding the Hokies 40-26 (+14 margin).

FRESHIES LEADING THE CHARGE

- Redshirt freshmen Landers Nolley (475 points) and Tyrece Radford (197 rebounds) are far and away in the lead on the team in those two categories, with both most-likely to finish the season as the team leaders.
- If so, it would mark the first time in the ACC era (2004-present) for Tech that a freshman led the Hokies in scoring, while just the third time in rebounding, with Dorian Finney-Smith (232) in 2011-12 and Jeff Allen (251) in 2007-08 doing so.

STARTERS GAME-BY-GAME

Opponent	Date	Guard	Guard	Guard	Guard	Forward	First off the Bench
Clemson (W, 67-60)	Nov. 5	Wabissa Bede	Hunter Cattoor	Isaiah Wilkins	Landers Nolley II	P.J. Horne	Tyrece Radford
Coppin State (W, 74-42)	Nov. 8	Wabissa Bede	Nahiem Alleyne	Isaiah Wilkins	Landers Nolley II	P.J. Horne	4 players
USC Upstate (W, 80-57)	Nov. 13	Wabissa Bede	Nahiem Alleyne	Tyrece Radford	Landers Nolley II	P.J. Horne	2 players
Lehigh (W, 79-53)	Nov. 16	Wabissa Bede	Nahiem Alleyne	Tyrece Radford	Landers Nolley II	P.J. Horne	3 players
Delaware State (W, 100-64)	Nov. 20	Wabissa Bede	Nahiem Alleyne	Tyrece Radford	Landers Nolley II	P.J. Horne	Isaiah Wilkins
No. 3/3 Michigan St. (W, 71-66)	Nov. 25	Wabissa Bede	Nahiem Alleyne	Tyrece Radford	Landers Nolley II	P.J. Horne	2 players
Dayton (L, 89-62)	Nov. 26	Wabissa Bede	Nahiem Alleyne	Tyrece Radford	Landers Nolley II	P.J. Horne	2 players
BYU (L, 90-77)	Nov. 27	Wabissa Bede	Nahiem Alleyne	Tyrece Radford	Landers Nolley II	P.J. Horne	Hunter Cattoor
No. 10/8 Duke (L, 77-63)	Dec. 6	Wabissa Bede	Nahiem Alleyne	Tyrece Radford	Landers Nolley II	P.J. Horne	3 players
Chattanooga (W, 63-58)	Dec. 11	Wabissa Bede	Nahiem Alleyne	Tyrece Radford	Landers Nolley II	P.J. Horne	2 players
Gardner-Webb (W, 73-46)	Dec. 15	Wabissa Bede	Nahiem Alleyne	Tyrece Radford	Landers Nolley II	P.J. Horne	Hunter Cattoor
VMI (W, 64-55)	Dec. 21	Wabissa Bede	Nahiem Alleyne	Tyrece Radford	Landers Nolley II	P.J. Horne	Hunter Cattoor
UMES (W, 92-37)	Dec. 29	Wabissa Bede	Nahiem Alleyne	Tyrece Radford	Landers Nolley II	P.J. Horne	John Ojiako
No. 19/19 Virginia (L, 65-39)	Jan. 4	Wabissa Bede	Nahiem Alleyne	Tyrece Radford	Landers Nolley II	P.J. Horne	3 players
Syracuse (W, 67-63)	Jan. 7	Wabissa Bede	Nahiem Alleyne	Tyrece Radford	Landers Nolley II	P.J. Horne	Hunter Cattoor
NC State (W, 62-58)	Jan. 11	Wabissa Bede	Nahiem Alleyne	Tyrece Radford	Landers Nolley II	P.J. Horne	2 players
Wake Forest (W, 80-70)	Jan. 14	Wabissa Bede	Hunter Cattoor	Tyrece Radford	Landers Nolley II	P.J. Horne	2 players
Syracuse (L, 71-69)	Jan. 18	Wabissa Bede	Jalen Cone	Tyrece Radford	Landers Nolley II	P.J. Horne	Nahiem Alleyne
North Carolina (W, 79-77 2OT)	Jan. 22	Wabissa Bede	Jalen Cone	Tyrece Radford	Landers Nolley II	P.J. Horne	4 players
Boston College (L, 61-56)	Jan. 25	Wabissa Bede	Jalen Cone	Hunter Cattoor	Isaiah Wilkins	P.J. Horne	3 players
Miami (Fla.) (L, 71-61)	Jan. 28	Wabissa Bede	Nahiem Alleyne	Tyrece Radford	Landers Nolley II	P.J. Horne	2 players
No. 5/6 Florida State (L, 74-63)	Feb. 1	Wabissa Bede	Nahiem Alleyne	Tyrece Radford	Landers Nolley II	P.J. Horne	4 players
Georgia Tech (L, 76-57)	Feb. 4	Wabissa Bede	Nahiem Alleyne	Tyrece Radford	Landers Nolley II	P.J. Horne	2 players
Boston College (L, 77-74 OT)	Feb. 8	Wabissa Bede	Nahiem Alleyne	Tyrece Radford	Landers Nolley II	P.J. Horne	2 players
Pitt (W, 67-57)	Feb. 15	Wabissa Bede	Nahiem Alleyne	Tyrece Radford	Landers Nolley II	P.J. Horne	John Ojiako
Miami (Fla.) (L, 102-95 3OT)	Feb. 19	Wabissa Bede	Nahiem Alleyne	Tyrece Radford	Landers Nolley II	P.J. Horne	2 players
No. 6/6 Duke (L, 88-64)	Feb. 22	Wabissa Bede	Nahiem Alleyne	Tyrece Radford	Landers Nolley II	P.J. Horne	4 players
[RV/RV] Virginia (L, 56-53)	Feb. 26	Wabissa Bede	Nahiem Alleyne	Tyrece Radford	Isaiah Wilkins	John Ojiako	3 players
No. 11/10 Louisville (L, 68-52)	March 1	Wabissa Bede	Nahiem Alleyne	Tyrece Radford	Isaiah Wilkins	John Ojiako	2 players
Clemson (W, 70-58)	March 4	Wabissa Bede	Nahiem Alleyne	Tyrece Radford	Landers Nolley II	P.J. Horne	2 players
Notre Dame (L, 64-56)	March 7	Wabissa Bede	Nahiem Alleyne	Tyrece Radford	Landers Nolley II	P.J. Horne	2 players



A NEW RECORD

- Before the season, Dell Curry had the most shot attempts by a Hokie freshman with 417.
- But after Tech faced Virginia on Feb. 26, Landers Nolley set the record for most field-goal attempts by a Tech freshman. He now has 430 on the season.
- He is averaging 14.6 shots and 15.0 in ACC games.
- Speaking of records, the Hokies set the 3-point attempts record in a season, with now taking 860 triples. The previous high was set last year of 831.

BENCH MOB

- The Hokies' bench scored 30 points in three straight ACC games (Miami, Duke, UVA), which is something that has happened only twice in the ACC era. They had an ACC-high 36 points vs. UVA.
- The other occasion took place in 2015 during a four-game stretch (UVA, Pitt, WF, 'Cuse).
- It also marked the second time this season the Hokies have done so, accomplishing the feat against Gardner-Webb, VMI and UMES.
- It's only happened seven times since '04.

RECAPPIN' VIRGINIA

- Tech got punched in the face in the first half, tallying only 11 points to mark its fewest in either the first or second half since it joined the ACC in 2004.
- The previous low for either half was 13 points versus Duke on Jan. 4, 2009.
- However, Tech got it going in the second half and exploded for 42 points in the near victory. The 42 points are tied for the second-most given up by Virginia in either half this season (UofL, 44).
- And a big reason why for the success on offense in the final 20 minutes was because Tech got hot from downtown, hitting eight 3-pointers. The eight 3s were the most in either half since Jan. 18 of this season when the Hokies fell 71-69 to Syracuse.
- The loss marked Tech's first this season when holding an opponent to under 59 points (9-1).

A TALE OF TWO CITIES

- As mentioned in the previous note, it was quite the difference in offensive output for Tech in the first and second half against Virginia - 31 points.
- The 31 points (42 minus 11) were tied for the second-largest point differential from the first to second half in the ACC era (2004) for Tech.
- The tie is with Tech's Jan. 28, 2012 matchup with Maryland & the top mark was against The Citadel on Dec. 17, 2016 with a 33-point differential.

LEADIN' OFF THE BENCH

- When the Hokies took on Duke Feb. 22, they had two players score in double figures off the bench, with Isaiah Wilkins (11 points) and Hunter Cattoor (10) accomplishing the feat.
- That marked the first time since Jan. 25 at Boston College two reserves had done so and the third time in ACC play (at Wake Forest, Jan. 14).
- Interestingly enough, Tech has done it seven times in the Mike Young era, while it did not happen at all last year and just once the year before in 2017-18 (vs. Iowa in ACC/B1G Challenge).

TEAM GAME-BY-GAME

Opponent	Date	Score		FG-FGA	PCT	3FG-FGA	PCT	FT-FTA	PCT	OFF	DEF	TOT	AVG	PF	A	TO	BLK	STL	PTS	AVG
at Clemson	11/05/2019	67-60	W	22-57	.386	9-27	.333	14-20	.700	9	35	44	44.0	15	11	13	1	4	67	67.0
Coppin St.	11/08/2019	74-42	W	27-61	.443	11-33	.333	9-12	.750	5	44	49	46.5	13	17	15	5	7	74	70.5
USC Upstate	11/13/2019	80-57	W	31-58	.534	13-27	.481	5-7	.714	6	25	31	41.3	11	19	8	6	6	80	73.7
Lehigh	11/16/2019	79-53	W	31-65	.477	14-37	.378	3-4	.750	12	24	36	40.0	8	19	10	4	8	79	75.0
Delaware St.	11/20/2019	100-64	W	35-62	.565	21-37	.568	9-14	.643	9	32	41	40.2	13	29	11	3	4	100	80.0
vs Michigan St.	11/25/2019	71-66	W	23-52	.442	10-21	.476	15-22	.682	8	19	27	38.0	16	16	9	6	8	71	78.5
vs Dayton	11/26/2019	62-89	L	22-51	.431	8-21	.381	10-18	.556	4	17	21	35.6	19	13	10	3	7	62	76.1
vs BYU	11/27/2019	77-90	L	31-58	.534	11-22	.500	4-7	.571	4	24	28	34.6	13	14	8	2	1	77	76.3
Duke	12/06/2019	63-77	L	27-56	.482	5-20	.250	4-6	.667	7	24	31	34.2	6	12	14	2	2	63	74.8
Chattanooga	12/11/2019	63-58	W	23-59	.390	6-21	.286	11-14	.786	13	23	36	34.4	10	12	7	2	5	63	73.6
Gardner-Webb	12/15/2019	73-46	W	25-57	.439	13-32	.406	10-15	.667	6	36	42	35.1	14	15	9	0	7	73	73.5
VMI	12/21/2019	64-55	W	21-61	.344	7-26	.269	15-24	.625	13	22	35	35.1	8	14	7	3	9	64	72.8
UMES	12/29/2019	92-37	W	32-72	.444	12-31	.387	16-19	.842	19	34	53	36.5	9	20	2	4	7	92	74.2
at Virginia	01/04/2020	39-65	L	13-48	.271	4-25	.160	9-11	.818	5	20	25	35.6	12	6	13	0	7	39	71.7
at Syracuse	01/07/2020	67-63	W	21-50	.420	10-36	.278	15-21	.714	8	25	33	35.5	18	20	11	0	6	67	71.4
NC State	01/11/2020	72-58	W	22-59	.373	9-22	.409	19-21	.905	7	34	41	35.8	14	13	8	3	6	72	71.4
at Wake Forest	01/14/2020	80-70	W	27-55	.491	9-25	.360	17-29	.586	5	27	32	35.6	24	13	9	4	11	80	71.9
Syracuse	01/18/2020	69-71	L	25-59	.424	15-37	.405	4-8	.500	7	26	33	35.4	14	22	7	1	1	69	71.8
North Carolina	01/22/2020	79-77	Wot2	24-65	.369	14-37	.378	17-21	.810	8	31	39	35.6	17	16	9	3	4	79	72.2
at Boston College	01/25/2020	56-61	L	22-55	.400	7-21	.333	5-10	.500	8	26	34	35.6	19	11	14	2	8	56	71.4
at Miami (FL)	01/28/2020	61-71	L	24-59	.407	8-22	.364	5-9	.556	7	24	31	35.3	19	14	12	5	11	61	70.9
Florida St.	02/01/2020	63-74	L	25-58	.431	7-30	.233	6-6	1.000	6	24	30	35.1	12	12	10	2	4	63	70.5
at Georgia Tech	02/04/2020	57-76	L	21-55	.382	4-23	.174	11-18	.611	8	22	30	34.9	17	12	10	3	4	57	69.9
Boston College	02/08/2020	73-77	Lot	29-66	.439	8-26	.308	7-11	.636	8	25	33	34.8	21	11	10	2	5	73	70.0
Pittsburgh	02/15/2020	67-57	W	25-57	.439	12-32	.375	5-6	.833	6	29	35	34.8	13	21	10	4	6	67	69.9
Miami (FL)	02/19/2020	95-102	Lot3	31-86	.360	9-30	.300	24-28	.857	13	32	45	35.2	23	11	8	8	6	95	70.9
at Duke	02/22/2020	64-88	L	25-67	.373	8-24	.333	6-7	.857	5	26	31	35.0	21	13	8	3	5	64	70.6
Virginia	02/26/2020	53-56	L	19-51	.373	9-27	.333	6-7	.857	4	19	23	34.6	10	10	7	5	4	53	70.0
at Louisville	03/01/2020	52-68	L	19-50	.380	10-30	.333	4-6	.667	4	22	26	34.3	16	12	16	1	7	52	69.4
Clemson	03/04/2020	70-58	W	26-48	.542	12-26	.462	6-11	.545	2	32	34	34.3	16	17	16	1	8	70	69.4
at Notre Dame	03/07/2020	56-64	L	21-58	.362	10-32	.313	4-6	.667	3	24	27	34.1	14	12	9	2	9	56	69.0
Total		2138		769-1815	.424	305-860	.355	295-418	.706	229	827	1056	34.1	455	457	310	90	187	2138	69.0
Opponents		2050		745-1796	.415	247-775	.319	313-459	.682	276	869	1145	36.9	436	397	374	99	129	2050	66.1

Virginia Tech Averages

Games Played	Points/game	FG Pct	3FG Pct	FT Pct	Rebounds/game	Assists/game	Turnovers/game	Assist/Turnover ratio	Steals/game	Blocks/game
31	69.0	42.4	35.5	70.6	34.1	14.7	10.0	1.5	6.0	2.9



GOOD THINGS COME TO AN END

- After guard Nahiem Alleyne did not knock down one from 3-point land versus Virginia Feb. 26, it snapped his 13-game streak of making at least one.
- Before the matchup with the Cavaliers, that was the longest active streak in the ACC. Now, it's tied for the fifth-longest in the league.

Player	Consecutive Gs w/ a 3
Dejan Vasilijevic (Miami)	20
Elijah Hughes (Syracuse)	19
Buddy Boeheim ('Cuse)	18
Jordan Nwora (Louisville)	17
Ryan McMahon (UofL)	13
Nahiem Alleyne (VT)	13

RECAPPIN' DUKE

- Tech gave up a 3-pointer on Duke's first possession and the Blue Devils would lead for the rest of the game, cruising to a 24-point victory.
- The Hokies had three players in double figures scoring, while the bench combined for quite a bit of minutes (85 of the 200) on its way to scoring 33, which was its then-most in an ACC game this season.
- Duke was able to keep the Hokies in check offensively, as they were only able to muster six straight points in their longest run of the game (8:11, 2H).
- Though it was Tech's seventh time this season of losing a double-digit game at the time, it had a +5 assist-turnover ratio (13 AST, 8 TO), which is one of its highest ratios (4th-highest out of 20 games) in ACC play this season.

LET IT GO

- Tech is 14-2 this year when holding a lead with five minutes to go. The two losses came at Boston College on Jan. 25 and Wednesday vs. Miami (Fla.).

LITTLE BUMPY, BUT STEADY AFTER

- Similar to when a teenager gets quite a bit of acne and eventually gets it under control as they get older, the Hokies had a similar story against Miami (Fla.) at home in the turnover department.
- Tech had seven miscues in the opening 20 minutes against the Hurricanes, but had just one (!) the rest of the way, which was 35 minutes - almost an entire game itself.
- Reminiscent of their game versus Maryland Eastern Shore on Dec. 29 when they had zero turnovers the first 35 minutes before coughing up two the final five minutes, Tech's one of the best of the nation of limiting TOs - hence the fifth-best average in the country at 10.0.

OPPONENT GAME-BY-GAME

Opponent	Date	Score		Total		3-Pointers		Free throws		Rebounds				Other Stats						
				FG-FGA	PCT	3FG-FGA	PCT	FT-FTA	PCT	OFF	DEF	TOT	AVG	PF	A	TO	BLK	STL	PTS	AVG
at Clemson	11/05/2019	67-60	W	22-64	.344	7-29	.241	9-15	.600	8	28	36	36.0	16	9	8	2	4	60	60.0
Coppin St.	11/08/2019	74-42	W	14-71	.197	6-39	.154	8-11	.727	15	30	45	40.5	14	6	16	1	8	42	51.0
USC Upstate	11/13/2019	80-57	W	20-53	.377	3-25	.120	14-18	.778	10	23	33	38.0	10	8	13	2	3	57	53.0
Lehigh	11/16/2019	79-53	W	21-53	.396	7-22	.318	4-5	.800	8	20	28	35.5	9	14	19	1	5	53	53.0
Delaware St.	11/20/2019	100-64	W	26-62	.419	9-27	.333	3-7	.429	7	19	26	33.6	12	15	12	1	5	64	55.2
vs Michigan St.	11/25/2019	71-66	W	24-59	.407	8-23	.348	10-14	.714	17	26	43	35.2	20	13	16	2	3	66	57.0
vs Dayton	11/26/2019	62-89	L	35-55	.636	11-24	.458	8-14	.571	8	30	38	35.6	21	22	14	1	2	89	61.6
vs BYU	11/27/2019	77-90	L	32-59	.542	17-34	.500	9-11	.818	4	25	29	34.8	16	22	6	2	3	90	65.1
Duke	12/06/2019	63-77	L	30-63	.476	7-26	.269	10-10	1.000	8	24	32	34.4	11	14	7	4	8	77	66.4
Chattanooga	12/11/2019	63-58	W	22-53	.415	9-27	.333	5-10	.500	9	24	33	34.3	14	12	10	2	1	58	65.6
Gardner-Webb	12/15/2019	73-46	W	16-55	.291	7-28	.250	7-16	.438	7	27	34	34.3	12	12	11	4	3	46	63.8
VMI	12/21/2019	64-55	W	21-51	.412	13-30	.433	0-0	.000	8	31	39	34.7	19	13	23	4	4	55	63.1
UMES	12/29/2019	92-37	W	14-59	.237	7-26	.269	2-5	.400	12	22	34	34.6	13	10	14	7	1	37	61.1
at Virginia	01/04/2020	39-65	L	25-54	.463	7-21	.333	8-10	.800	6	32	38	34.9	11	14	11	2	6	65	61.4
at Syracuse	01/07/2020	67-63	W	23-53	.434	6-17	.353	11-17	.647	9	25	34	34.8	17	6	9	1	6	63	61.5
NC State	01/11/2020	72-58	W	22-69	.319	6-30	.200	8-12	.667	13	30	43	35.3	16	15	9	5	4	58	61.3
at Wake Forest	01/14/2020	80-70	W	23-55	.418	7-20	.350	17-23	.739	8	29	37	35.4	27	10	18	3	1	70	61.8
Syracuse	01/18/2020	69-71	L	29-60	.483	6-24	.250	7-10	.700	5	30	35	35.4	14	10	4	2	6	71	62.3
North Carolina	01/22/2020	79-77	Wot2	28-64	.438	7-22	.318	14-20	.700	6	37	43	35.8	15	17	13	2	1	77	63.1
at Boston College	01/25/2020	56-61	L	21-48	.438	8-20	.400	11-27	.407	7	29	36	35.8	11	11	11	4	8	61	63.0
at Miami (FL)	01/28/2020	61-71	L	26-53	.491	6-15	.400	13-16	.813	6	30	36	35.8	12	10	16	4	5	71	63.3
Florida St.	02/01/2020	63-74	L	28-57	.491	10-22	.455	8-11	.727	6	27	33	35.7	8	16	9	5	4	74	63.8
at Georgia Tech	02/04/2020	57-76	L	29-55	.527	8-18	.444	10-21	.476	8	29	37	35.7	18	15	10	3	4	76	64.3
Boston College	02/08/2020	73-77	Lot	23-53	.434	11-29	.379	20-26	.769	6	26	32	35.6	14	17	13	6	3	77	64.9
Pittsburgh	02/15/2020	67-57	W	21-60	.350	5-21	.238	10-18	.556	12	25	37	35.6	12	11	9	4	5	57	64.6
Miami (FL)	02/19/2020	95-102	Lot3	33-79	.418	7-28	.250	29-32	.906	15	40	55	36.4	19	10	13	8	2	102	66.0
at Duke	02/22/2020	64-88	L	27-62	.435	11-26	.423	23-31	.742	14	35	49	36.9	13	14	9	9	4	88	66.8
Virginia	02/26/2020	53-56	L	21-49	.429	6-21	.286	8-10	.800	7	27	34	36.8	12	14	11	5	2	56	66.4
at Louisville	03/01/2020	52-68	L	26-57	.456	6-20	.300	10-15	.667	11	29	40	36.9	9	12	12	0	7	68	66.5
Clemson	03/04/2020	70-58	W	20-57	.351	9-35	.257	9-13	.692	7	25	32	36.7	15	11	12	2	5	58	66.2
at Notre Dame	03/07/2020	56-64	L	23-54	.426	10-26	.385	8-11	.727	9	35	44	36.9	6	14	16	1	6	64	66.1
Total		2050		745-1796	.415	247-775	.319	313-459	.682	276	869	1145	36.9	436	397	374	99	129	2050	66.1
Virginia Tech		2138		769-1815	.424	305-860	.355	295-418	.706	229	827	1056	34.1	455	457	310	90	187	2138	69.0

Opponents Averages

Games Played	Points/game	FG Pct	3FG Pct	FT Pct	Rebounds/game	Assists/game	Turnovers/game	Assist/Turnover ratio	Steals/game	Blocks/game
31	66.1	41.5	31.9	68.2	36.9	12.8	12.1	1.1	4.2	3.2



LAST TIME UPDATE

- The last time section of the notes took a dent after the triple-overtime thriller versus Miami (Fla.) that got over at 11:46 p.m.
- The Hokies scored 90-plus points for the second time this season and first since their 55-point win over Maryland Eastern Shore on Dec. 29, 92-37.
- On the other end of the spectrum, Tech gave up over 100 points for the first time since Jan. 21, 2019 at North Carolina, a 103-82 loss. Forty-two games had passed in between that time frame.
- The last time two Hokies scored 20 points in the same game takes you back to Jan. 14 at Wake Forest, when both Landers Nolley and Tyrece Radford had 21.

DISHIN' THE ROCK

- The Hokies racked up over 20 assists versus Pitt for the first time since Jan. 18 vs. Syracuse, when they had 22 in a two-point loss at home.
- This season, the Hokies have had five games of 20-plus assists and are 4-1 in those games. Ironically, likely due to playing a zone defense, the other two ACC games were against Syracuse.

DOUBLE TROUBLE

- Both Landers Nolley (18 PTS, 11 REB) and Tyrece Radford (26 PTS, 10 REB) tallied double-doubles against Miami (Fla.) on Feb. 19, marking the first time that's happened at Tech since 2017.
- That game came against The Citadel on Nov. 12 when Kerry Blackshear Jr. (now at Florida) and Chris Clarke (now at Texas Tech) accomplished the feat.

FOUR FROM BEYOND THE ARC

- When Jalen Cone hit four 3s vs. Pitt, it made Tech one of six high-majors to have two players on a team with six or more games of making four 3s.
- Cone did it again versus Miami (Fla.) and then at No. 10/10 Louisville for his seventh and eighth games of four-plus triples, while Landers Nolley has six to his name.
- The other five high-majors are Alabama (2 players), Arkansas (2), Notre Dame (2), St. John's (2) and Syracuse (3).

OVERTIME HISTORY LESSON

- With the Hokies playing in their first overtime game in 2019-20, it had been a while since they last played some 'free basketball!'
- The extra session vs. UNC on Jan. 22 marked the first time Tech played OT since the 2019 ACC Tournament against Florida State, a 65-63 loss.
- When the Tar Heels and Hokies went into double overtime, it marked the first time since 2017 versus Virginia, an 80-78 win, that it went into two OTs.
- Tech two weeks later played in overtime with Boston College and fell at home.
- Then this past Wednesday, the Hokies went into triple overtime for the first time since 1983, a four-point loss at West Virginia, 90-86.
- It was Tech's fourth triple overtime (it has never been to four or more), tying its longest game ever. In real time, the game went 2 hours & 41 minutes.
- The contest was the longest game ever at Cassell, as the other three 3OT games were not at home.

IN OTHER WAYS

- Though Landers Nolley is known for his scoring, with him being Tech's leading scorer at 15.6 points a game, he contributed in a variety of other ways versus Pitt.
- Nolley led the team in rebounds (12), assists (6), steals (2) and tied for blocks (1), marking his first game this season of leading the Hokies in four categories in a game.
- The Atlanta native's six assists marked his third game this year of owning five or more assists in a game, with Tech being 2-1 in those contest.

BACK TO THE BASICS

- Versus Pitt, Tech had 21 assists and 10 turnovers for a impressive +11 differential.
- The Hokies have only had double-digit plus differentials in five of their 31 games this season, including the Pitt game being just the second time in ACC play (Syracuse, Jan. 18).
- During Tech's five-game losing streak, it never got above +2, with not sharing the rock as well.
- Against the 'Canes at home, the Hokies had a +3 mark with 11 assists and eight TOs and followed with a +5 mark (13/8) vs. No. 6/6 Duke.

THERE IT GOES

- Entering their game against Boston College on Feb. 8, the Hokies were 7-0 when out-rebounding their opponent.
- But on that day, they out-rebounded Boston College 33-32 and ended the contest with a loss, marking its first loss this season when out-rebounding an opponent.
- All nine players that played in the game for Tech had a rebound and Landers Nolley turned in a then-career high with 11 boards.

PRETTY RARE

- Tech, which is averaging roughly 70 points per game, is now 11-3 when it scores 70 or more.
- The Hokies scored 70-plus versus Boston College and lost, marking their first time doing so since Nov. 27 when they took on BYU at the Maui Jim Maui Invitational in a 90-77 setback.
- Then when they scored 95 against Miami (Fla.), it marked their third loss year in that fashion.

DÉJÀ VU

- The Hokies played BC twice this season and in each game they got out to a double-digit lead and would eventually lose it in two defeats.
- In the first matchup in Chestnut Hill last month, Tech went up 10 points at the eight-minute mark in the first half, while the second contest in Blacksburg last Saturday was a 12-point advantage at the 13-minute mark of the first half.
- But it has happened more than twice this year, as Tech got up 12 versus Duke at home in December at the 12-minute mark in the first half and would fall in the end as well.

JUST THE YOUNG HOKIES & TIGERS

- Only two teams nationally have four freshmen that are averaging over 7.9 points per game and that would be Tech and Memphis.
- The Hokies are led by Landers Nolley (15.6 ppg), Tyrece Radford (10.4), Nahiem Alleyne (9.0) and Jalen Cone (7.9).

NBA & G-LEAGUE

NOT TOO SHABBY

- Nickeil Alexander-Walker has left his mark on Virginia Tech and has made a name for himself at the next level with the New Orleans Pelicans.
- A first-round draft pick this past summer, the Toronto native has played in 41 games for the Pels this NBA season. On Feb. 26, he was moved down to the Erie Bayhawks.
- With the Pels, he got roughly 15 minutes of playing time off the bench. He scored a career-high 27 points against the Miami Heat on Saturday, Nov. 16. He followed it up the next game on Sunday, Nov. 17 with 19 points, five rebounds and four assists versus the Warriors.
- The guard had a big summer with the team, starring on its NBA Summer League squad with having numerous 20-point performances in Las Vegas.



Season	G	P	R	A	B	S	FG%	M
2019-20	41	5.1	2.0	1.8	0.2	0.3	33.9	12.2

HANGIN' IN

- It's been a little bit of a whirlwind for Tech alums, Nickeil Alexander-Walker, Justin Robinson and Ahmed Hill, with all three going up and down and all around on their quest to solidifying a roster spot in the NBA.
- Robinson, who signed as an undrafted free agent after the NBA Draft concluded with the Washington Wizards, was waived on Jan. 4.
- Hill signed with the Hornets this summer on a two-way deal, but was released in early November. However, he has landed nicely on his feet, with now playing on the NAZ Suns, the G-League affiliate of the Phoenix Suns.
- Justin Bibbs, who plays for the Boston Celtics' affiliate (Maine Red Claws), hit a game-winner on Jan. 19, finishing with 15 points and six assists.



GAME-BY-GAME HIGHS

Opponent	Date	Points	Rebounds	Assists	Steals	Blocks
Clemson (W, 67-60)	Nov. 5	30 - Landers Nolley II	8 - Wabissa Bede	6 - Wabissa Bede	2 - Landers Nolley II	1 - Wabissa Bede
Coppin State (W, 74-42)	Nov. 8	18 - Nahiem Alleyne	9 - Wabissa Bede	10 - Wabissa Bede	2 - Wabissa Bede	2 - Tyrece Radford
USC Upstate (W, 80-57)	Nov. 13	23 - Landers Nolley II	6 - Landers Nolley II	8 - Wabissa Bede	2 - (2 players)	2 - John Ojiako
Lehigh (W, 79-53)	Nov. 16	27 - Landers Nolley II	11 - Tyrece Radford	6 - Wabissa Bede	3 - Wabissa Bede	1 - (4 players)
Delaware State (W, 100-64)	Nov. 20	20 - Nahiem Alleyne	8 - Tyrece Radford	10 - Wabissa Bede	1 - (4 players)	2 - Nahiem Alleyne
No. 3/3 Michigan St. (W, 71-66)	Nov. 25	22 - Landers Nolley II	7 - P.J. Horne	5 - (2 players)	3 - Landers Nolley II	2 - Landers Nolley II
Dayton (L, 89-62)	Nov. 26	15 - Landers Nolley II	6 - Landers Nolley II	6 - Wabissa Bede	3 - Wabissa Bede	2 - P.J. Horne
BYU (L, 90-77)	Nov. 27	22 - Landers Nolley II	7 - Landers Nolley II	7 - Wabissa Bede	1 - Landers Nolley II	1 - (2 players)
No. 10/8 Duke (L, 77-63)	Dec. 6	15 - P.J. Horne	8 - Landers Nolley II	5 - Wabissa Bede	1 - (2 players)	2 - P.J. Horne
Chattanooga (W, 63-58)	Dec. 11	22 - Nahiem Alleyne	8 - Wabissa Bede	7 - Wabissa Bede	2 - (2 players)	1 - (2 players)
Gardner-Webb (W, 73-46)	Dec. 15	18 - Landers Nolley II	10 - Tyrece Radford	5 - Wabissa Bede	3 - Hunter Cattoor	None
VMI (W, 64-55)	Dec. 21	14 - Hunter Cattoor	10 - Tyrece Radford	4 - Tyrece Radford	2 - (3 players)	2 - John Ojiako
UMES (W, 92-37)	Dec. 29	18 - Landers Nolley II	10 - Landers Nolley II	6 - Wabissa Bede	2 - Tyrece Radford	3 - John Ojiako
No. 19/19 Virginia (L, 65-39)	Jan. 4	18 Landers Nolley II	5 - (2 players)	2 - (2 players)	2 - (3 players)	None
Syracuse (W, 67-63)	Jan. 7	19 - Jalen Cone	9 - Tyrece Radford	8 - Wabissa Bede	2 - Wabissa Bede	None
NC State (W, 72-58)	Jan. 11	29 - Landers Nolley II	9 - Tyrece Radford	7 - Wabissa Bede	2 - Wabissa Bede	2 - Tyrece Radford
Wake Forest (W, 80-70)	Jan. 14	21 - 2 players	13 - Tyrece Radford	9 - Wabissa Bede	4 - Tyrece Radford	2 - 2 players
Syracuse (L, 71-69)	Jan. 18	17 - Jalen Cone	6 - 2 players	7 - Landers Nolley II	1 - P.J. Horne	1 - Landers Nolley II
North Carolina (W, 79-77, 2OT)	Jan. 22	22 - Landers Nolley II	7 - 2 players	8 - Wabissa Bede	2 - Wabissa Bede	1 - 3 players
Boston College (L, 61-56)	Jan. 25	15 - Landers Nolley II	9 - Tyrece Radford	5 - Wabissa Bede	4 - Wabissa Bede	1 - 2 players
Miami (Fla.) (L, 71-61)	Jan. 28	24 - Tyrece Radford	8 - Tyrece Radford	8 - Wabissa Bede	3 - Tyrece Radford	2 - 2 players
No. 5/6 Florida State (L, 74-63)	Feb. 1	18 - Tyrece Radford	7 - Landers Nolley II	6 - Wabissa Bede	2 - Hunter Cattoor	2 - P.J. Horne
Georgia Tech (L, 76-57)	Feb. 4	12 - Tyrece Radford	7 - Landers Nolley II	3 - Hunter Cattoor	4 - Isaiah Wilkins	2 - Wabissa Bede
Boston College (L, 77-73 OT)	Feb. 8	29 - Landers Nolley II	11 - Landers Nolley II	4 - Tyrece Radford	2 - (2 players)	1 - (2 players)
Pitt (W, 67-57)	Feb. 15	18 - P.J. Horne	12 - Landers Nolley II	6 - Landers Nolley II	2 - Landers Nolley II	1 - (4 players)
Miami (Fla.) (L, 102-95 3OT)	Feb. 19	26 - Tyrece Radford	11 - Landers Nolley II	6 - Wabissa Bede	3 - Tyrece Radford	5 - John Ojiako
No. 6/6 Duke (L, 88-64)	Feb. 22	16 - Tyrece Radford	9 - Tyrece Radford	5 - Isaiah Wilkins	3 - Isaiah Wilkins	1 - (3 players)
[RV/RV] Virginia (L, 56-53)	Feb. 26	13 - Landers Nolley II	5 - Landers Nolley II	2 - Wabissa Bede	1 - (4 players)	1 - (5 players)
No. 11/10 Louisville (L, 68-52)	March 1	15 - Jalen Cone	9 - Tyrece Radford	4 - Wabissa Bede	2 - (2 players)	1 - P.J. Horne
Clemson (W, 70-58)	March 4	17 - P.J. Horne	8 - Landers Nolley II	5 - Wabissa Bede	5 - P.J. Horne	1 - Wabissa Bede
Notre Dame (L, 64-56)	March 7	14 - P.J. Horne	7 - (2 players)	5 - Wabissa Bede	3 - Hunter Cattoor	1 - (2 players)

SPECIALITY STATS

Opponent	Date	2nd Chance Points	Points in the Paint	Fastbreak Points	Points off TOs	Bench Points
Clemson (W, 67-60)	Nov. 5	10	16	11	3	18
Coppin State (W, 74-42)	Nov. 8	7	22	9	18	26
USC Upstate (W, 80-57)	Nov. 13	4	26	5	18	26
Lehigh (W, 79-53)	Nov. 16	10	26	8	26	21
Delaware State (W, 100-64)	Nov. 20	15	22	15	16	49
No. 3/3 Michigan St. (W, 71-66)	Nov. 25	6	22	9	20	16
Dayton (L, 89-62)	Nov. 26	0	24	5	11	19
BYU (L, 90-77)	Nov. 27	4	30	2	11	10
No. 10/8 Duke (L, 77-63)	Dec. 6	6	40	3	11	11
Chattanooga (W, 63-58)	Dec. 11	18	26	7	7	5
Gardner-Webb (W, 73-46)	Dec. 15	8	16	11	12	34
VMI (W, 64-55)	Dec. 21	14	22	11	26	38
UMES (W, 92-37)	Dec. 29	20	30	22	19	49
No. 19/19 Virginia (L, 65-39)	Jan. 4	2	16	5	5	7
Syracuse (W, 67-63)	Jan. 7	5	14	14	7	27
NC State (W, 72-58)	Jan. 11	4	22	15	10	15
Wake Forest (W, 80-70)	Jan. 14	7	30	19	19	25
Syracuse (L, 71-69)	Jan. 18	6	12	0	3	22
North Carolina (W, 79-77 2OT)	Jan. 22	10	20	9	4	23
Boston College (L, 61-56)	Jan. 25	9	22	5	13	32
Miami (Fla.) (L, 71-61)	Jan. 28	11	24	4	19	9
No. 5/6 Florida State (L, 74-63)	Feb. 1	5	32	8	18	20
Georgia Tech (L, 76-57)	Feb. 4	10	22	8	11	22
Boston College (L, 77-74 OT)	Feb. 8	4	34	15	18	9
Pitt (W, 67-57)	Feb. 15	5	16	6	9	25
Miami (Fla.) (L, 102-95 3OT)	Feb. 19	17	38	15	12	32
No. 6/6 Duke (L, 88-64)	Feb. 22	7	26	15	7	33
[RV/RV] Virginia (L, 56-53)	Feb. 26	4	14	0	7	36
No. 11/10 Louisville (L, 68-52)	March 1	2	12	0	11	28
Clemson (W, 70-58)	March 4	2	24	5	11	23
Notre Dame (L, 64-56)	March 7	6	18	4	14	16



2019-20 SUPERLATIVES

DOUBLE FIGURES SCORING

Landers Nolley	24
Tyrece Radford	13
Nahiem Alleyne	12
Jalen Cone	11
Hunter Cattoor	9
P.J. Horne	8
Isaiah Wilkins	4
Wabissa Bede	3
John Ojiako	1

20-POINT GAMES

Landers Nolley	9
Tyrece Radford	3
Nahiem Alleyne	2
Jalen Cone	1

SCORING LEADER

Landers Nolley	15
Tyrece Radford	5
Nahiem Alleyne	4
P.J. Horne	4
Jalen Cone	2
Hunter Cattoor	1

REBOUNDING LEADER

Landers Nolley	16
Tyrece Radford	12
Wabissa Bede	3
P.J. Horne	3
Jalen Cone	1

ASSIST LEADER

Wabissa Bede	25
Landers Nolley	4
Tyrece Radford	2
Hunter Cattoor	1
Isaiah Wilkins	1

BLOCK LEADER

P.J. Horne	12
John Ojiako	8
Landers Nolley	7
Wabissa Bede	7
Tyrece Radford	5
Nahiem Alleyne	4
Isaiah Wilkins	3
Branden Johnson	1
Hunter Cattoor	1
Jalen Cone	1

STEAL LEADER

Wabissa Bede	10
Tyrece Radford	10
Hunter Cattoor	8
Landers Nolley	5
P.J. Horne	5
Isaiah Wilkins	4
Nahiem Alleyne	2
John Ojiako	1
Jalen Cone	1

30-PLUS MINUTES

Landers Nolley	18
P.J. Horne	15
Wabissa Bede	14
Tyrece Radford	12
Nahiem Alleyne	10
Jalen Cone	3

CHECKING IN ON NET

- The NET rankings came out on Monday, Dec. 16 and the Hokies were at No. 62. Tech is 3-7 against quadrant I teams this year and went 4-9 last year.
- Tech's best win of the season came against then-No. 3/3 Michigan State, which is 7th in NET.
- As of Sunday, March 8, Tech sits at No. 80.
- Last season, the Hokies, after making a run to the Sweet 16, finished in the final NET rankings at 12th.
- Ironically, Wofford, which was coached by Mike Young, came in two spots below at No. 14.

WELL DONE, NAW

- Former Hokie and at-the-time New Orleans Pelicans' Nickail Alexander-Walker was named to Team World in the 2020 NBA Rising Stars Game, which he played on Valentine's Day in Chicago last weekend.
- Alexander-Walker tallied six points, two rebounds, four assists one block and a steal in 20 minutes off the bench.
- Team USA won 151-131 in front of over 20,000.

DIAPER DANDIES

- The ACC has some of the best scorers in the nation among the freshman class, with Duke and Tech being in the mix, as Landers Nolley and the Vernon Carey Jr. are in the top 12 overall and top six among high-majors.

Player	PPG	PTS	GP
Anthony Edwards (Georgia)	19.5	604	31
Vernon Carey Jr. (Duke)	17.8	552	31
Isaiah Stewart (Washington)	16.6	514	31
Zeke Nnaji (Arizona)	16.3	504	31
Onyeka Okongwu (USC)	16.2	454	28
Landers Nolley (Virginia Tech)	15.6	485	31

GET IT GOING FROM DOWNTOWN

- Tech is one of the better shooting teams from beyond the arc in the country and a big reason why is because multiple guys that can stroke it.
- Tech ranks tied for 13th nationally in 3-point field goals made per game with 9.8 and is one of only four schools in a high-major conference to average 9.8 or more makes a game.

Team	3FG	3PG	G
Alabama	334	10.8	31
Marquette	301	10.0	30
Villanova	307	9.9	31
Virginia Tech	305	9.8	31

BENCH MAKING STRIDES

- After Tech's bench was essentially non-existent vs. Chattanooga on Dec. 11 (season-low 5 points), it woke up and ripped off three straight games of scoring 30 or more points on Dec. 15, 21 & 29.
- During that stretch, the Hokies' reserves averaged 40.3 points per game after scoring a combined 121 points, including tying a season-high 49 vs. UMES.
- Tech's bench is made up of four players, with three of the four being freshmen.
- In ACC play, the Hokies' bench averaged 21.7 points per game during the 20-game stretch, with an ACC-high of 36 points at versus [RV/RV] Virginia on Feb. 26.

DON'T MESS WITH 'EM

- Tech is one of just three teams in the ACC to boast three (or more) freshmen that have had a 20-point game, with Landers Nolley (9), Tyrece Radford (3) and Nahiem Alleyne (2).
- The other two schools are Duke (Vernon Carey w/ 13, Cassius Stanley w/ 5, Matthew Hurt w/3, Joey Baker w/ 1, Wendell Moore Jr. w/1) and UNC (Cole Anthony w/ 9, Armando Bacot w/ 3, Brandon Robinson w/3).

DISHIN' IT OUT

- Tech's Wabissa Bede has showed his flashes of being one of the better point guards in the land, racking up seven games of owning eight or more assists this season.
- The mark makes him one of only 14 high-major players to do so, and is one of only two in the ACC. He is tied for 23rd nationally among all DI players.

Player	8+ AST G
Zavier Simpson (Michigan)	15
Charlie Moore (DePaul)	10
Kendric Davis (SMU)	10
Markell Johnson (NC State)	10
Ashton Hagans (Kentucky)	9
Cam Mack (Nebraska)	9
Wabissa Bede (Virginia Tech)	7
Marcus Carr (Minnesota)	7
Nico Mannion (Arizona)	7
Cassius Winston (Michigan St.)	7
Tyrese Haliburton (Iowa State)	7
Tre Jones (Duke)	7
TJ Haws (BYU)	7
Andrew Nembhard (Florida)	7

COMEBACK KIDS

- Though it's been tough on the fans, with all the ups and downs that come with digging yourself out of a hole, the Hokies have found a way to do so, facing double-digit deficits in three ACC games and completing the comeback.
- The Hokies came back from a 12-point deficit vs. North Carolina. And then previously double-digit deficits two games in a row (at 'Cuse, vs. NC State), marking the first time doing so since 2017.
- Tech trailed 10-0 to start NC State, then ripped off a 13-0 run to take a lead it would not relent.
- Earlier in the week at Syracuse, the 11-point deficit was Tech's largest comeback of the season and marked its biggest comeback since Nov. 18, 2018 versus then-No. 23 Purdue (12 points).
- The last time Tech had consecutive games of trailing by 10 or more and coming back to win was on Feb. 12, 2017 versus Virginia (14 points) and Feb. 14, 2017 against Pitt (13).

NORTH CAROLINA WIN TIDBITS

- Marked Tech's second straight win over North Carolina in Blacksburg for just the second time in school history and first since 1917 and 1919.
- Marked Tech winning two out of its last three versus Carolina for the first time since 2006-07.
- Made Coach Young 2-2 vs. UNC & Roy Williams.
- Gave the Hokies a 5-3 start to ACC play, marking the eighth time they have won five or more of their first eight league games since 2004.
- But, it was just the second time they've won at least five games through their first eight ACC contests over the last nine years (2011-present), with it happening last year with a 6-2 start.



STREAKS...

Overall	Loss 1
Unranked teams anywhere	Loss 1
Ranked teams anywhere	Lost 5
Home	Won 1
Home ACC	Won 1
Home nonconference	Won 32
Home ranked teams	Lost 2
Home unranked teams	Won 1
Road	Lost 6
Road ACC	Lost 6
Road ranked teams	Lost 4
Road unranked teams	Lost 4
Neutral	Lost 2
Neutral ranked teams	Won 1
Neutral unranked teams	Lost 2

CONSECUTIVE STARTS...

Wabissa Bede	36 games
Nahiem Alleyne	11 games
Tyrece Radford	11 games
P.J. Horne	2 games
Landers Nolley	2 games
Isaiah Wilkins	---
John Ojiako	---
Jalen Cone	---
Hunter Cattoor	---
Branden Johnson	---

CONSECUTIVE GAMES WITH A 3...

P.J. Horne	4 games
Nahiem Alleyne	3 games
Landers Nolley	2 games
Hunter Cattoor	2 games

ACTIVE PROS... (according to Euro Basket)

Nickeil Alexander-Walker	Erie Bayhawks
Seth Allen	JuveCaserta
Jeff Allen	San Carlos in Dominican Rep. TBS
C.J. Barksdale	Salou in Spanish EBA
Justin Bibbs	Maine Red Claws
Malcolm Delaney	FC Barcelona Lassa
Zabian Dowdell	Pistoia
Jarell Eddie	Universidad Catolica de Murcia CB
Erick Green	Real Betis
Shane Henry	Reales LV in Dominican Rep. LNB
Ahmed Hill	Northern Arizona Suns
Will Johnston	Sydney City Comets
Robert Krabbendam	Rotterdam in Dutch Eredivisie
Zach LeDay	Žalgiris Kaunas - Lithuania
Malik Mueller	Hamburg in German BBL
Ty Outlaw	Lavrio in Greek A1
Cadarian Raines	Beroe in Bulgarian NBL
Justin Robinson	Delaware Blue Coats
Joey van Zegeren	Castello
A.D. Vassallo	Astros in Mexican LNBP
Deron Washington	Trieste

ON THIS DATE...

Overall	3-6 (.333)
Conference Record	0-1 (.000)
Neutral	3-4 (.429)
Televised Games	3-3 (.500)
Overtime Games	0-0 (.000)
Streak	Loss 1
Last	L, 88-82 vs. Miami (Fla.), 2016
Last Five	2-3

FIVE-SPOT

• The Hokies are the only high-major school (87 total) to boast three players that have had at least two games of making five or more 3s, with Jalen Cone, who had five triples at No. 10/10 Louisville on March 1, Nahiem Alleyne and Landers Nolley.

RECAPPIN' NORTH CAROLINA

- Numerous players stood out for the Hokies vs. UNC, coming up big in clutch moments, as Carolina, which led for most of the game (39 minutes), let Tech take the lead in the first half (7-minute mark) and not again until the second overtime.
- But it took quite a bit to just even get to overtime, as Tech was trailing by seven points with four minutes left in regulation and held UNC to just one point those four minutes.
- Jalen Cone hit back-to-back 3-pointers to cut it one with three minutes to go and Carolina hit one free throw, setting up P.J. Horne to be the hero and make both from the line with 13 seconds left.
- Trailing by two with 40 seconds left in the first overtime, Landers Nolley drove and got a shot in the lane to fall to tie it up for overtime No. 2.
- Nolley would answer again to tie the game up with 23 seconds in the second OT with a reverse layup, then Tyrece Radford followed with a floater in the lane to make win it (0.4 seconds left).

FLOOR GENERALS

• Tech's Wabissa Bede is one of the best point guards in the nation in sharing the rock and limiting his miscues, boasting the sixth-best assist-turnover ratio nationally with a 3.31 mark.

Player	A	TO	G	A/TR
Connor McCaffrey (Iowa)	116	26	30	4.46
Grayson Murphy (Belmont)	203	55	33	3.69
Alex Hunter (Furman)	117	33	32	3.55
Pierre Crockrell II (Pacific)	109	32	33	3.41
Mitch Ballock (Creighton)	95	28	31	3.39
Wabissa Bede (Virginia Tech)	172	52	31	3.31

EFFICIENT AS THEY GET

• If you throw minimums out the window (at least 20% of possessions used, eg.), redshirt freshman Tyrece Radford ranks No. 13 in the country in offensive efficiency rating with a 126.8 clip, according to KenPom. He is shooting a team-high 61.1 percent.

SOMETHING CLICKED

- When Jalen Cone subbed in at the Dome Jan. 7, he caught fire and hasn't slowed down since.
- Cone went on to score a career-high 19 points on 5-of-7 shooting, with two four-point plays.
- Before he went scoreless at Miami (Fla.), he averaged 13.7 points and shot 50.0 percent over those six games, way up from his season total of 8.1 points a game and 46.4 % from the field. He scored in double figures in five of the six games.
- So what clicked? Cone said in his postgame interview on ACC Network at Syracuse that he stayed patient and his confidence grew with each shot after preparing for moments like that.

WEEKLY AWARDS AMONG BEST

• Landers Nolley has won the ACC Freshman of the Week award five times this season, which is the second most among high-major players.

Player	Conf.	H
Kofi Cockburn (Illinois)	BIG	6
Jeremiah Robinson-Earl (Nova)	BIG EAST	6
Landers Nolley (Virginia Tech)	ACC	5
Isaiah Stewart (Washington)	Pac-12	4

DUO THAT CAN SCORE

- When Tyrece Radford and Landers Nolley each dropped 21 points on Wake Forest on Jan. 14, it marked the first time two Hokies had 20-point outings in the same game since Jan. 5, 2019.
- On that day, Kerry Blackshear Jr. (now with Florida) and Nickeil Alexander-Walker (now with the Pelicans) both had 20-plus versus Boston College.
- During that span, 37 games had passed before Radford and Nolley accomplished the feat.

20 LIKE IT'S NOTHIN'

- Only 25 players in high-major conferences have racked up nine or more 20-point games this season, including Tech's Landers Nolley.
- Of the 25, eight reside in the ACC with Landers Nolley having his most recent one versus BC.

Player	20+ G	PPG	GP
Jordan Nwora (Louisville)	14	18.0	31
Elijah Hughes (Syracuse)	14	18.8	31
Vernon Carey Jr. (Duke)	13	17.8	31
Buddy Boeheim (Syracuse)	11	15.3	31
Garrison Brooks (UNC)	11	16.7	30
Michael Devoe (Georgia Tech)	10	16.0	28
Landers Nolley (Virginia Tech)	9	15.6	31
Cole Anthony (UNC)	9	19.6	20

SHARING IS CARING

• When the Hokies assisted on 20 of 21 made field goals in their win at Syracuse on Jan. 7, it marked the second-highest assist percentage (95.2%) in a DI game this season at the time.

THE FIRST

- Since the Hokies joined in the ACC in 2004, Mike Young became the first Tech coach to win two of his first three road games.
- Young earned wins on the road at Clemson on Nov. 5 in the season opener and at Syracuse Jan. 7.

Coach	W	L
Mike Young (2019-20)	at CLEM, at 'Cuse	at UVA
Buzz Williams (2014-15)		at FSU, at UofL, at UNC
James Johnson (2012-13)	at Miami (Fla.)	at ND, at UVA
Seth Greenberg (2004-05)	at GT	at Duke, at FSU

FRESHMEN LEADING THE CHARGE

- Tech has had its freshmen carry the load this year, with the Hokies ranking fourth nationally in highest percentage of minutes played by freshmen (63.9%) and second among high-majors (Memphis).
- The Hokies also rank second nationally in percentage of points scored by freshmen (74.8%), which is first among high-majors.



POINTS, REBOUNDS & ASSISTS GAME-BY-GAME

Opponent	Date	Score		0	1	2	3	4	11	14	15	21	23	24
				CATTOOR, HU	WILKINS, IS	NOLLEY II,	BEDE, WABIS	ALLEYNE, NA	PALMER, BRE	HORNE, P.J.	CONE, JALEN	OJIAKO, JOH	RADFORD, TY	JOHNSON, BR
at Clem	11/05/2019	67-60	W	0-4-0	4-6-2	30-5-0	7-8-6	11-3-1	DNP	8-7-2	3-1-0	0-1-0	4-4-0	DNP
Coppin	11/08/2019	74-42	W	5-8-3	7-7-0	11-7-1	3-9-10	18-2-0	0-1-0	9-3-2	5-1-0	6-2-0	10-8-1	0-1-0
USCU	11/13/2019	80-57	W	9-0-1	2-4-2	23-6-3	7-2-8	9-2-4	DNP	9-4-0	11-1-0	4-3-0	6-4-1	DNP
Lehigh	11/16/2019	79-53	W	11-1-2	2-4-0	27-5-4	4-3-6	5-2-1	DNP	14-5-0	8-1-4	0-2-0	8-11-2	0-1-0
DSU	11/20/2019	100-64	W	8-6-4	15-6-7	10-1-3	5-5-10	20-4-1	DNP	7-2-1	17-1-1	9-7-0	9-8-2	0-0-0
vs MSU	11/25/2019	71-66	W	10-2-3	2-1-1	22-4-5	11-3-5	10-3-1	DNP	12-7-1	2-2-0	2-2-0	0-1-0	DNP
vs UD	11/26/2019	62-89	L	12-1-0	3-3-1	15-6-1	6-2-6	9-2-3	DNP	7-3-1	0-0-0	4-1-0	6-2-1	DNP
vs BYU	11/27/2019	77-90	L	3-4-0	3-1-0	22-7-1	11-4-7	12-3-4	DNP	13-4-1	2-0-0	2-2-0	9-2-1	DNP
Duke	12/06/2019	63-77	L	0-0-0	7-4-2	7-8-4	12-4-5	6-2-1	DNP	15-6-0	2-0-0	2-0-0	12-7-0	DNP
UTC	12/11/2019	63-58	W	DNP	0-1-1	19-6-3	7-8-7	22-5-0	DNP	2-5-0	3-1-0	2-1-0	8-7-1	DNP
GW	12/15/2019	73-46	W	11-1-2	13-2-3	18-9-3	8-1-5	0-2-1	DNP	3-5-0	6-1-1	4-9-0	10-10-0	0-1-0
VMI	12/21/2019	64-55	W	14-5-1	13-4-2	4-2-2	4-3-2	5-2-2	DNP	6-4-0	9-1-0	2-0-1	7-10-4	0-0-0
UMES	12/29/2019	92-37	W	17-4-1	4-4-2	18-10-3	0-3-6	5-1-2	2-3-0	7-5-0	11-4-1	15-8-0	13-2-5	0-2-0
at UVa	01/04/2020	39-65	L	4-1-1	3-0-1	18-5-2	0-4-2	2-2-0	DNP	4-5-0	0-1-0	0-1-0	8-3-0	DNP
at Syr	01/07/2020	61-63	W	3-0-3	3-3-1	13-5-4	2-3-8	6-3-1	DNP	12-2-0	19-1-1	2-2-0	7-9-2	DNP
NCSU	01/11/2020	72-58	W	5-4-2	0-3-0	29-7-1	2-2-7	5-4-2	DNP	3-6-0	10-1-0	0-1-0	18-9-1	DNP
at Wake	01/14/2020	80-70	W	0-1-0	0-2-1	21-3-2	6-3-9	10-2-0	DNP	7-5-0	15-0-0	0-2-0	21-13-1	0-1-0
Syr	01/18/2020	69-71	L	0-0-0	5-3-2	13-6-7	9-5-3	17-3-4	DNP	9-5-0	14-0-1	DNP	2-6-5	DNP
UNC	01/22/2020	79-77	Wot2	5-2-1	2-1-0	22-7-2	8-5-8	11-2-3	DNP	6-5-0	18-7-2	5-2-0	2-3-0	DNP
at BC	01/25/2020	56-61	L	3-3-2	3-2-0	15-2-2	9-5-5	10-3-0	DNP	3-6-1	6-0-1	0-2-0	7-9-0	DNP
at Miami	01/28/2020	61-71	L	6-4-1	3-1-1	14-5-2	1-2-8	7-2-0	DNP	6-4-1	0-2-0	0-1-0	24-8-1	DNP
FSU	02/01/2020	63-74	L	10-2-2	7-1-0	14-7-2	4-5-6	7-0-1	DNP	0-3-0	3-1-0	0-1-0	18-6-1	DNP
at GaTech	02/04/2020	57-76	L	2-2-3	7-3-1	10-7-2	3-1-2	5-2-2	DNP	5-3-0	7-0-1	2-1-0	12-3-1	4-5-0
BC	02/08/2020	73-77	Lot	0-1-1	3-1-0	29-11-1	5-2-3	16-5-2	DNP	4-4-0	6-1-0	0-1-0	10-4-4	DNP
Pitt	02/15/2020	67-57	W	6-1-0	3-2-2	7-12-6	2-3-3	7-1-4	DNP	18-1-1	12-1-1	4-9-0	8-3-4	DNP
Miami	02/19/2020	95-102	Lot3	6-1-0	0-0-0	18-11-1	8-5-6	9-3-0	DNP	2-4-0	20-0-2	6-6-0	26-10-2	DNP
at Duke	02/22/2020	64-88	L	10-1-0	11-6-5	3-1-0	3-4-2	9-1-1	DNP	0-2-0	6-2-1	6-4-0	16-9-4	0-0-0
UVa	02/26/2020	53-56	L	6-2-1	0-2-1	13-5-2	5-2-3	2-1-1	DNP	9-2-0	8-1-0	2-3-0	8-4-2	DNP
at LOU	03/01/2020	52-68	L	2-2-0	0-0-1	6-1-1	2-5-4	12-3-1	DNP	5-2-0	15-1-1	2-3-1	8-9-3	DNP
Clem	03/04/2020	70-58	W	9-7-0	8-2-2	7-8-3	4-1-5	3-3-2	0-0-0	17-3-0	6-1-1	0-1-0	16-6-4	0-0-0
at ND	03/07/2020	56-64	L	12-4-1	4-2-0	7-4-3	2-1-5	9-1-1	DNP	14-7-0	0-1-2	0-0-0	8-7-0	DNP

DON'T MAKE 'EM LIKE ME ANYMORE

- Landers Nolley is a rare breed when it comes to his stat line, as he is one of only seven high-major players to average more than 16 points, 5.9 rebounds and 2.4 assists per game.
- He is one of just 25 total players nationally with those averages as well.

Player	PTS	REB	AST
Tres Tinkle (Oregon State)	18.4	7.0	3.2
Timmy Allen (Utah)	17.5	7.3	3.0
Naji Marshall (Xavier)	16.9	6.2	3.9
Desmond Bane (TCU)	16.6	6.3	3.9
Christian Vital (UConn)	16.0	6.3	2.7
Landers Nolley (Virginia Tech)	15.9	6.0	2.4

ONE OF THE BEST IN 2019

- Tech coach Mike Young fielded one of the better records in the 2019 calendar year, sitting tied for second in Division I versus Division I games.
- Young racked up 20 wins at Wofford, getting 16 in conference play, three in the SoCon tourney and one in the NCAA Tournament, while 10 Ws at Tech.

Coach	Team(s)	R	WP
Mark Few	Gonzaga	33-3	.917
Mike Young	VT/Wofford	30-4	.882
Ritchie McKay	Liberty	30-4	.882
Tony Bennett	Virginia	33-5	.868
Mike Krzyzewski	Duke	32-6	.842

HOME SWEET HOME

- Wrapping up nonconference play with a win over Maryland Eastern Shore, the Hokies extended their home nonconference winning streak to 32 games, which is a school record.
- Tech is in elite company among high-major schools, sitting with the third-best win streak.

Team	Conference	Streak
Butler	BIG EAST	58
Florida State	ACC	37
Virginia Tech	ACC	32
Auburn	SEC	28

VERY FEW MISCUES

- Over the last 10 seasons in Division I, there have been 85 games when a team commits two or less turnovers, including Tech's game against Maryland Eastern Shore. It's only happened nine times this season.
- Tech played 35 minutes of turnover-free basketball before it coughed up its first miscue, as it was on pace to be just the second team in the last decade to complete a game with zero TOs (Wisconsin, 2015 vs. Iowa).

FRESHIES BEYOND THE ARC

- There is only one school that has four freshmen that have made at least 45 3-pointers this season.
- The Hokies are the lone program, with Elon (CAA) being the only two teams that have three freshmen with 45 triples or more.
- Since 1992, according to Sports-Reference, Tech is the only team to have four freshmen make at least 46 triples in a single season.

Player	Team	Year	3s
Landers Nolley	Virginia Tech	r-Fr.	66
Jalen Cone	Virginia Tech	Fr.	62
Nahiem Alleyne	Virginia Tech	Fr.	49
Hunter Cattoor	Virginia Tech	Fr.	47

ANOTHER ONE

- Landers Nolley earned his fifth ACC Freshman of the Week on Jan. 13, which is the most by a Tech freshman since the school joined the league in '04.
- He averaged 21 points, six boards and 2.5 assists a game vs. 'Cuse and NC State.
- It hasn't been that long since an ACC freshman has won the award five times, with Duke's Zion Williamson and North Carolina's Coby White each winning it five times last year.
- The record for most times winning it is 10, with North Carolina's Tyler Hansbrough (2005-06), Georgia Tech's Kenny Anderson (1989-90) and Duke's Jabari Parker (2013-14) all being tied (10).



RECAPPIN' THE MSU WIN

- The win over then-No. 3/3 Michigan State in Maui marked coach Mike Young's first ranked win at Tech, his first win over coach Tom Izzo and the Hokies' first-ever victory over Michigan State.
- It was Tech's second straight win over a ranked Big Ten team, ironically, following its win over then-No. 23/22 Purdue last season at the Charleston Classic in the title game.
- Marked Tech's second straight game of coming up with a win against the AP's No. 3 team, which it hadn't done since 1962 (Kentucky) and '64 (Vandy).
- First win over a top-10 team during a nonconference game since Dec. 3, 1983 vs. No. 7 NC State and its first over a top-five team since Dec. 12, 1964 vs. No. 3 Vanderbilt.

ACC REPPIN' WELL

- When the Hokies took down then-No. 3/3 Michigan State in Maui, they joined two other ACC teams that have taken down a top-10 foe, joining then-No. 4/4 Duke over then-No. 3/3 Kansas and then-[RV/RV] Florida State over then-No. 6/6 Florida.
- However, Tech was the only team of the three to not be in either (AP, Coaches) Top 25 poll or receiving votes, thus the biggest upset.

Team	Opponent	Score	Location
Virginia Tech	#3/3 MSU	71-66	Maui
#4/4 Duke	#3/3 Kansas	68-66	New York
[RV/RV] FSU	#6/6 Florida	63-51	Gainesville

JUST HOLD ON

- When the Hokies went up double digits against then-No. 10/8 Duke, they let it slip away, which is something they haven't done in quite some time.
- The last time Tech blew a double-digit lead in a loss was on March 5, 2019 at Florida State. It held a 14-point lead, which was two more points than it owned versus the Blue Devils (12).

ON COVER OF LETHAL WEAPON

- With the Hokies starting 5-0 in back-to-back seasons, it marked the first time Tech has done that since the falls of 1981 and 1982.
- The starts for those teams were 9-0 ('81) and 7-0 ('82), while Tech began last season 5-0 before falling at Penn State in the ACC/B1G Challenge.
- Tech started this season 6-0 before losing to Dayton in the semifinals of the Maui invite.

564 AND COUNTING

- Tech has hit a 3-pointer in 564 straight games.
- Since the 3-point arc was added for the 1986-87 season, the Hokies have hit at least one 3 in all but three games.
- The last time Tech didn't record a 3-pointer in a game was at Providence on Feb. 1, 2003.

EIGHT-HUNDID

- In November when the Hokies took down USC Upstate, it marked the 800th men's basketball contest in Cassell Coliseum.

RAINING 3s

TEAM HIGHS & LOWS

Virginia Tech - Game Highs

POINTS	100	Delaware St. (11/20/2019)
	95	Miami (FL) (02/19/2020)
	92	UMES (12/29/2019)
	80	at Wake Forest (01/14/2020)
	80	USC Upstate (11/13/2019)
FIELD GOALS MADE	35	Delaware St. (11/20/2019)
	32	UMES (12/29/2019)
FIELD GOAL ATTEMPTS	86	Miami (FL) (02/19/2020)
	72	UMES (12/29/2019)
FIELD GOAL PERCENTAGE	.565 (35-62)	Delaware St. (11/20/2019)
	.542 (26-48)	Clemson (03/04/2020)
3 PT FG MADE	21	Delaware St. (11/20/2019)
	15	Syracuse (01/18/2020)
3 PT FG ATTEMPTS	37	North Carolina (01/22/2020)
	37	Syracuse (01/18/2020)
	37	Delaware St. (11/20/2019)
	37	Lehigh (11/16/2019)
3 PT FG PERCENTAGE	.568 (21-37)	Delaware St. (11/20/2019)
	.500 (11-22)	vs BYU (N) (11/27/2019)
FREE THROWS MADE	24	Miami (FL) (02/19/2020)
	19	NC State (01/11/2020)
FREE THROW ATTEMPTS	29	at Wake Forest (01/14/2020)
	28	Miami (FL) (02/19/2020)
FREE THROW PERCENTAGE	1.000 (6-6)	Florida St. (02/01/2020)
	.905 (19-21)	NC State (01/11/2020)
REBOUNDS	53	UMES (12/29/2019)
	49	Coppin St. (11/08/2019)
ASSISTS	29	Delaware St. (11/20/2019)
	22	Syracuse (01/18/2020)
STEALS	11	at Miami (FL) (01/28/2020)
	11	at Wake Forest (01/14/2020)
BLOCKED SHOTS	8	Miami (FL) (02/19/2020)
	6	vs Michigan St. (N) (11/25/20)
	6	USC Upstate (11/13/2019)
TURNOVERS	16	Clemson (03/04/2020)
	16	at Louisville (03/01/2020)
FOULS	24	Miami (FL) (02/19/2020)
	24	at Wake Forest (01/14/2020)

Opponent - Game Highs

POINTS	102	Miami (FL) (02/19/2020)
	90	vs BYU (N) (11/27/2019)
	89	vs Dayton (N) (11/26/2019)
	88	at Duke (02/22/2020)
	77	Boston College (02/08/2020)
	77	North Carolina (01/22/2020)
	77	Duke (12/06/2019)
FIELD GOALS MADE	35	vs Dayton (N) (11/26/2019)
	33	Miami (FL) (02/19/2020)
FIELD GOAL ATTEMPTS	79	Miami (FL) (02/19/2020)
	71	Coppin St. (11/08/2019)
FIELD GOAL PERCENTAGE	.636 (35-55)	vs Dayton (N) (11/26/2019)
	.542 (32-59)	vs BYU (N) (11/27/2019)
3 PT FG MADE	17	vs BYU (N) (11/27/2019)
	13	VMI (12/21/2019)
3 PT FG ATTEMPTS	39	Coppin St. (11/08/2019)
	35	Clemson (03/04/2020)
3 PT FG PERCENTAGE	.500 (17-34)	vs BYU (N) (11/27/2019)
	.458 (11-24)	vs Dayton (N) (11/26/2019)
FREE THROWS MADE	29	Miami (FL) (02/19/2020)
	23	at Duke (02/22/2020)
FREE THROW ATTEMPTS	32	Miami (FL) (02/19/2020)
	31	at Duke (02/22/2020)
FREE THROW PERCENTAGE	1.000 (10-10)	Duke (12/06/2019)
	.906 (29-32)	Miami (FL) (02/19/2020)
REBOUNDS	55	Miami (FL) (02/19/2020)
	49	at Duke (02/22/2020)
ASSISTS	22	vs BYU (N) (11/27/2019)
	22	vs Dayton (N) (11/26/2019)
STEALS	8	at Boston College (01/25/2020)
	8	Duke (12/06/2019)
	8	Coppin St. (11/08/2019)
BLOCKED SHOTS	9	at Duke (02/22/2020)
	8	Miami (FL) (02/19/2020)
TURNOVERS	23	VMI (12/21/2019)
	19	Lehigh (11/16/2019)
FOULS	27	at Wake Forest (01/14/2020)
	21	vs Dayton (N) (11/26/2019)

Virginia Tech - Game Lows

POINTS	39	at Virginia (01/04/2020)
	52	at Louisville (03/01/2020)
	53	Virginia (02/26/2020)
	56	at Notre Dame (03/07/2020)
	56	at Boston College (01/25/2020)
FIELD GOALS MADE	13	at Virginia (01/04/2020)
	19	at Louisville (03/01/2020)
	19	Virginia (02/26/2020)
FIELD GOAL ATTEMPTS	48	Clemson (03/04/2020)
	48	at Virginia (01/04/2020)
FIELD GOAL PERCENTAGE	.271 (13-48)	at Virginia (01/04/2020)
	.344 (21-61)	VMI (12/21/2019)
3 PT FG MADE	4	at Georgia Tech (02/04/2020)
	4	at Virginia (01/04/2020)
3 PT FG ATTEMPTS	20	Duke (12/06/2019)
	21	at Boston College (01/25/2020)
	21	Chattanooga (12/11/2019)
	21	vs Dayton (N) (11/26/2019)
	21	vs Michigan St. (N) (11/25/20)
3 PT FG PERCENTAGE	.160 (4-25)	at Virginia (01/04/2020)
	.174 (4-23)	at Georgia Tech (02/04/2020)
FREE THROWS MADE	3	Lehigh (11/16/2019)
	4	at Notre Dame (03/07/2020)
	4	at Louisville (03/01/2020)
	4	Syracuse (01/18/2020)
	4	Duke (12/06/2019)
	4	vs BYU (N) (11/27/2019)
FREE THROW ATTEMPTS	4	Lehigh (11/16/2019)
	6	at Notre Dame (03/07/2020)
	6	at Louisville (03/01/2020)
	6	Pittsburgh (02/15/2020)
	6	Florida St. (02/01/2020)
	6	Duke (12/06/2019)
FREE THROW PERCENTAGE	.500 (5-10)	at Boston College (01/25/2020)
	.500 (4-8)	Syracuse (01/18/2020)
REBOUNDS	21	vs Dayton (N) (11/26/2019)
	23	Virginia (02/26/2020)
ASSISTS	6	at Virginia (01/04/2020)
	10	Virginia (02/26/2020)
STEALS	1	Syracuse (01/18/2020)
	1	vs BYU (N) (11/27/2019)
BLOCKED SHOTS	0	at Syracuse (01/07/2020)
	0	at Virginia (01/04/2020)
	0	Gardner-Webb (12/15/2019)
TURNOVERS	2	UMES (12/29/2019)
	7	Virginia (02/26/2020)
	7	Syracuse (01/18/2020)
	7	VMI (12/21/2019)
	7	Chattanooga (12/11/2019)
FOULS	6	Duke (12/06/2019)
	8	VMI (12/21/2019)
	8	Lehigh (11/16/2019)

Opponent - Game Lows

POINTS	37	UMES (12/29/2019)
	42	Coppin St. (11/08/2019)
	46	Gardner-Webb (12/15/2019)
	53	Lehigh (11/16/2019)
	55	VMI (12/21/2019)
FIELD GOALS MADE	14	UMES (12/29/2019)
	14	Coppin St. (11/08/2019)
FIELD GOAL ATTEMPTS	48	at Boston College (01/25/2020)
	49	Virginia (02/26/2020)
FIELD GOAL PERCENTAGE	.197 (14-71)	Coppin St. (11/08/2019)
	.237 (14-59)	UMES (12/29/2019)
3 PT FG MADE	3	USC Upstate (11/13/2019)
	5	Pittsburgh (02/15/2020)
3 PT FG ATTEMPTS	15	at Miami (FL) (01/28/2020)
	17	at Syracuse (01/07/2020)
3 PT FG PERCENTAGE	.120 (3-25)	USC Upstate (11/13/2019)
	.154 (6-39)	Coppin St. (11/08/2019)
FREE THROWS MADE	0	VMI (12/21/2019)
	2	UMES (12/29/2019)
FREE THROW ATTEMPTS	0	VMI (12/21/2019)
	5	UMES (12/29/2019)
	5	Lehigh (11/16/2019)
FREE THROW PERCENTAGE	.400 (2-5)	UMES (12/29/2019)
REBOUNDS	26	Delaware St. (11/20/2019)
	28	Lehigh (11/16/2019)
ASSISTS	6	at Syracuse (01/07/2020)
	6	Coppin St. (11/08/2019)
STEALS	1	North Carolina (01/22/2020)
	1	at Wake Forest (01/14/2020)
	1	UMES (12/29/2019)
	1	Chattanooga (12/11/2019)
BLOCKED SHOTS	0	at Louisville (03/01/2020)
	0	at Notre Dame (03/07/2020)
	1	at Syracuse (01/07/2020)
	1	vs Dayton (N) (11/26/2019)
	1	Delaware St. (11/20/2019)
	1	Lehigh (11/16/2019)
	1	Coppin St. (11/08/2019)
TURNOVERS	4	Syracuse (01/18/2020)
	6	vs BYU (N) (11/27/2019)
FOULS	6	at Notre Dame (03/07/2020)
	8	Florida St. (02/01/2020)



PROGRAM HISTORY

First Year	1908
All-Time Record	1,482-1,233 (.546)
Conference Record	459-639 (.418)
Televised Games	245-231 (.515)
Overtime Games	69-53 (.566)
VT Ranked	86-42 (.672)
NCAA Tournaments	9 (most recent 2018-19)
NIT Appearances	13 (most recent 2015-16)
Most wins	26 (2018-19)
Highest AP Ranking	No. 8 (1995)

CASELL COLISEUM

Capacity	9,275
Seasons in Use	59th season
Tech Record	614-202 (.752)
ACC Record	76-61 (.555)
vs. Nonconference	421-71 (.856)
vs. Ranked Teams	24-54 (.308)

2019-20 RECRUITING CLASS

- Coach Mike Young signed his first recruiting class in Blacksburg and it sure was a goodie, getting two ESPN top 100 players.
- The class, made up of two consensus four-star guards, ranks No. 35 in the country according to 247 Sports and No. 33 on Rivals.
- Darius Maddox (top) preps at Oak Hill Academy, a place heq will have a one-year stint at after scoring over 350 points at St. John's High School and leading them to a 27-12 record and top-10 ranking in the state.
- Joe Bamisile (bottom) plays at Monacan High School, where he averaged 28 points, seven rebounds and two assists last year, earning VHSL All-state honors and the Region 4B Co-Player of the Year.
- Maddox ranks No. 93 and Bamisile sits at No. 64 on ESPN's recruiting site.



PLAYER HIGHS & LOWS

Virginia Tech - Individual Game Highs

POINTS	30	Landers Nolley II at Clemson (11/05/2019)
	29	Landers Nolley II vs Boston College (02/08/2020)
	29	Landers Nolley II vs NC State (01/11/2020)
	27	Landers Nolley II vs Lehigh (11/16/2019)
	26	Tyrece Radford vs Miami (FL) (02/19/2020)
FIELD GOALS MADE	12	Landers Nolley II vs Boston College (02/08/2020)
	12	Landers Nolley II at Clemson (11/05/2019)
FIELD GOAL ATTEMPTS	23	Landers Nolley II at Clemson (11/05/2019)
	22	Landers Nolley II vs Boston College (02/08/2020)
FIELD GOAL PERCENTAGE (min 5 made)	.875 (7-8)	Tyrece Radford vs Clemson (03/04/2020)
	.857 (6-7)	Nahiem Alleyne vs Syracuse (01/18/2020)
	.857 (6-7)	Tyrece Radford vs Duke (12/06/2019)
3 PT FG MADE	7	Landers Nolley II vs Syracuse (01/18/2020)
	6	Jalen Cone vs North Carolina (01/22/2020)
3 PT FG ATTEMPTS	13	Landers Nolley II vs Syracuse (01/18/2020)
	12	Landers Nolley II vs Lehigh (11/16/2019)
3 PT FG PERCENTAGE (min 2 made)	1.000 (3-3)	Jalen Cone vs USC Upstate (11/13/2019)
	1.000 (2-2)	P.J. Horne vs Michigan St. (N) (11/25/2019)
FREE THROWS MADE	10	Landers Nolley II vs North Carolina (01/22/2020)
	9	Landers Nolley II vs Miami (FL) (02/19/2020)
	9	Landers Nolley II vs NC State (01/11/2020)
FREE THROW ATTEMPTS	12	Tyrece Radford at Wake Forest (01/14/2020)
	11	Landers Nolley II vs North Carolina (01/22/2020)
FREE THROW PERCENTAGE (min 3 made)	1.000 (8-8)	Landers Nolley II vs Michigan St. (N) (11/25/2019)
	1.000 (7-7)	Jalen Cone at Georgia Tech (02/04/2020)
	1.000 (6-6)	Landers Nolley II vs Virginia (02/26/2020)
	1.000 (6-6)	Tyrece Radford vs Miami (FL) (02/19/2020)
	1.000 (5-5)	Nahiem Alleyne vs Chattanooga (12/11/2019)
	1.000 (4-4)	Nahiem Alleyne at Notre Dame (03/07/2020)
	1.000 (4-4)	Jalen Cone at Syracuse (01/07/2020)
	1.000 (4-4)	Hunter Cattoor at Virginia (01/04/2020)
	1.000 (3-3)	Nahiem Alleyne vs Boston College (02/08/2020)
	1.000 (3-3)	Nahiem Alleyne vs UMES (12/29/2019)
	1.000 (3-3)	Jalen Cone vs VMI (12/21/2019)
	1.000 (3-3)	Isaiah Wilkins vs Gardner-Webb (12/15/2019)
REBOUNDS	13	Tyrece Radford at Wake Forest (01/14/2020)
	12	Landers Nolley II vs Pittsburgh (02/15/2020)
ASSISTS	10	Wabissa Bede vs Delaware St. (11/20/2019)
	10	Wabissa Bede vs Coppin St. (11/08/2019)
STEALS	5	P.J. Horne vs Clemson (03/04/2020)
	4	Isaiah Wilkins at Georgia Tech (02/04/2020)
	4	Wabissa Bede at Boston College (01/25/2020)
	4	Tyrece Radford at Wake Forest (01/14/2020)
BLOCKED SHOTS	5	John Ojiako vs Miami (FL) (02/19/2020)
	3	John Ojiako vs UMES (12/29/2019)
TURNOVERS	9	Landers Nolley II vs Duke (12/06/2019)
	6	Wabissa Bede at Miami (FL) (01/28/2020)
FOULS	5	John Ojiako at Duke (02/22/2020)
	5	P.J. Horne vs Miami (FL) (02/19/2020)
	5	Nahiem Alleyne vs Boston College (02/08/2020)
	5	Wabissa Bede at Boston College (01/25/2020)
	5	John Ojiako at Wake Forest (01/14/2020)
	5	Landers Nolley II at Wake Forest (01/14/2020)
	5	Isaiah Wilkins at Clemson (11/05/2019)

Opponent - Individual Game Highs

POINTS	28	Garrison Brooks vs North Carolina (01/22/2020)
	27	Isaiah Wong vs Miami (FL) (02/19/2020)
	27	Devin Vassell vs Florida St. (02/01/2020)
	26	Buddy Boeheim vs Syracuse (01/18/2020)
	24	Obi Toppin vs Dayton (N) (11/26/2019)
FIELD GOALS MADE	11	Garrison Brooks vs North Carolina (01/22/2020)
	10	Buddy Boeheim vs Syracuse (01/18/2020)
	10	Obi Toppin vs Dayton (N) (11/26/2019)
FIELD GOAL ATTEMPTS	21	John Crosby vs Delaware St. (11/20/2019)
	20	Buddy Boeheim vs Syracuse (01/18/2020)
FIELD GOAL PERCENTAGE (min 5 made)	1.000 (5-5)	Kolby Lee vs BYU (N) (11/27/2019)
	.857 (6-7)	Dalton Nixon vs BYU (N) (11/27/2019)
3 PT FG MADE	7	Devin Vassell vs Florida St. (02/01/2020)
	6	Travis Eevee vs VMI (12/21/2019)
3 PT FG ATTEMPTS	13	Buddy Boeheim vs Syracuse (01/18/2020)
	12	Travis Eevee vs VMI (12/21/2019)
3 PT FG PERCENTAGE (min 2 made)	1.000 (7-7)	Devin Vassell vs Florida St. (02/01/2020)
	1.000 (2-2)	Jonathan Scott vs Chattanooga (12/11/2019)
	1.000 (2-2)	Dalton Nixon vs BYU (N) (11/27/2019)
	1.000 (2-2)	Omari Peek-Green vs Delaware St. (11/20/2019)
FREE THROWS MADE	14	Isaiah Wong vs Miami (FL) (02/19/2020)
	9	Steffon Mitchell vs Boston College (02/08/2020)
FREE THROW ATTEMPTS	14	Isaiah Wong vs Miami (FL) (02/19/2020)
	11	Steffon Mitchell vs Boston College (02/08/2020)
FREE THROW PERCENTAGE (min 3 made)	1.000 (14-14)	Isaiah Wong vs Miami (FL) (02/19/2020)
	1.000 (7-7)	Everette Hammond vs USC Upstate (11/13/2019)
	1.000 (4-4)	Tre Jones at Duke (02/22/2020)
	1.000 (4-4)	Chris Lykes vs Miami (FL) (02/19/2020)
	1.000 (4-4)	DJ Vasiljevic vs Miami (FL) (02/19/2020)
	1.000 (4-4)	Devin Vassell vs Florida St. (02/01/2020)
	1.000 (4-4)	Harlond Beverly at Miami (FL) (01/28/2020)
	1.000 (4-4)	Jairus Hamilton at Boston College (01/25/2020)
	1.000 (4-4)	Wendell Moore vs Duke (12/06/2019)
	1.000 (4-4)	Vernon Carey vs Duke (12/06/2019)
	1.000 (4-4)	Zac Seljaas vs BYU (N) (11/27/2019)
	1.000 (4-4)	John Newman III at Clemson (11/05/2019)
	1.000 (3-3)	T.J. Gibbs at Notre Dame (03/07/2020)
	1.000 (3-3)	Isaiah Wong at Miami (FL) (01/28/2020)
	1.000 (3-3)	Armando Bacot vs North Carolina (01/22/2020)
REBOUNDS	18	Keith Stone vs Miami (FL) (02/19/2020)
	15	Steffon Mitchell vs Boston College (02/08/2020)
	15	Aamir Simms at Clemson (11/05/2019)
ASSISTS	9	Markell Johnson vs NC State (01/11/2020)
	9	Jalen Crutcher vs Dayton (N) (11/26/2019)
STEALS	4	Au'Diese Toney vs Pittsburgh (02/15/2020)
	4	Dejuan Clayton vs Coppin St. (11/08/2019)
BLOCKED SHOTS	3	Devon Daniels vs NC State (01/11/2020)
	3	Ty Gibson vs UMES (12/29/2019)
	3	Ludovic Duféal vs Gardner-Webb (12/15/2019)
TURNOVERS	7	Travis Eevee vs VMI (12/21/2019)
FOULS	5	Sam Waardenburg vs Miami (FL) (02/19/2020)
	5	Xavier Johnson vs Pittsburgh (02/15/2020)
	5	Jairus Hamilton vs Boston College (02/08/2020)
	5	Luka Kraljevic vs Boston College (02/08/2020)
	5	Armando Bacot vs North Carolina (01/22/2020)
	5	Marek Dolezal at Syracuse (01/07/2020)
	5	Tyler Creamer vs VMI (12/21/2019)
	5	Malik Hall vs Michigan St. (N) (11/25/2019)
	5	Tevin Mack at Clemson (11/05/2019)



CATEGORY LEADERS

Points				
##	Player	G	Pts	Pts/G
2	Nolley II, Landers	31	485	15.6
23	Radford, Tyrece	31	321	10.4
4	Alleyne, Nahiem	31	279	9.0
15	Cone, Jalen	31	244	7.9
14	Horne, P.J.	31	236	7.6
0	Cattoor, Hunter	30	189	6.3
3	Bede, Wabissa	31	160	5.2
1	Wilkins, Isaiah	31	137	4.4
21	Ojiako, John	30	81	2.7
24	Johnson, Branden	10	4	0.4
11	Palmer, Brendan	3	2	0.7

Field Goal Percentage				
##	Player	FG	Att	Pct
23	Radford, Tyrece	132	216	.611
21	Ojiako, John	33	60	.550
14	Horne, P.J.	90	198	.455
15	Cone, Jalen	77	185	.416
0	Cattoor, Hunter	64	154	.416
4	Alleyne, Nahiem	92	231	.398
3	Bede, Wabissa	62	167	.371
2	Nolley II, Landers	167	451	.370
1	Wilkins, Isaiah	49	142	.345
24	Johnson, Branden	2	7	.286
11	Palmer, Brendan	1	4	.250

3-Point FG Percentage				
##	Player	3FG	Att	Pct
15	Cone, Jalen	62	132	.470
0	Cattoor, Hunter	47	117	.402
4	Alleyne, Nahiem	49	124	.395
14	Horne, P.J.	43	123	.350
2	Nolley II, Landers	66	209	.316
1	Wilkins, Isaiah	23	80	.288
3	Bede, Wabissa	14	60	.233
23	Radford, Tyrece	1	12	.083

Fouls				
##	Player	G	PF	PF/G
14	Horne, P.J.	31	67	2.2
2	Nolley II, Landers	31	62	2.0
3	Bede, Wabissa	31	58	1.9
4	Alleyne, Nahiem	31	51	1.6
23	Radford, Tyrece	31	46	1.5

Foul Outs				
##	Player	G	FO	
21	Ojiako, John	30	2	
14	Horne, P.J.	31	1	
2	Nolley II, Landers	31	1	
3	Bede, Wabissa	31	1	
4	Alleyne, Nahiem	31	1	

Scoring Average				
##	Player	G	Pts	Pts/G
2	Nolley II, Landers	31	485	15.6
23	Radford, Tyrece	31	321	10.4
4	Alleyne, Nahiem	31	279	9.0
15	Cone, Jalen	31	244	7.9
14	Horne, P.J.	31	236	7.6
0	Cattoor, Hunter	30	189	6.3
3	Bede, Wabissa	31	160	5.2
1	Wilkins, Isaiah	31	137	4.4
21	Ojiako, John	30	81	2.7
11	Palmer, Brendan	3	2	0.7
24	Johnson, Branden	10	4	0.4

Field Goal Attempts				
##	Player	G	Att	Att/G
2	Nolley II, Landers	31	451	14.5
4	Alleyne, Nahiem	31	231	7.5
23	Radford, Tyrece	31	216	7.0
14	Horne, P.J.	31	198	6.4
15	Cone, Jalen	31	185	6.0

Field Goals Made				
##	Player	G	Made	Made/G
2	Nolley II, Landers	31	167	5.4
23	Radford, Tyrece	31	132	4.3
4	Alleyne, Nahiem	31	92	3.0
14	Horne, P.J.	31	90	2.9
15	Cone, Jalen	31	77	2.5

3-Point FG Attempts				
##	Player	G	Att	Att/G
2	Nolley II, Landers	31	209	6.7
15	Cone, Jalen	31	132	4.3
4	Alleyne, Nahiem	31	124	4.0
14	Horne, P.J.	31	123	4.0
0	Cattoor, Hunter	30	117	3.9

3-Point FG Made				
##	Player	G	Made	Made/G
2	Nolley II, Landers	31	66	2.1
15	Cone, Jalen	31	62	2.0
4	Alleyne, Nahiem	31	49	1.6
0	Cattoor, Hunter	30	47	1.6
14	Horne, P.J.	31	43	1.4

Free Throw Percentage				
##	Player	Made	Att	Pct
15	Cone, Jalen	28	32	.875
2	Nolley II, Landers	85	109	.780
4	Alleyne, Nahiem	46	61	.754
1	Wilkins, Isaiah	16	22	.727
23	Radford, Tyrece	56	81	.691
0	Cattoor, Hunter	14	22	.636
21	Ojiako, John	15	24	.625
14	Horne, P.J.	13	22	.591
3	Bede, Wabissa	22	44	.500

Rebounds				
##	Player	G	Reb	Reb/G
23	Radford, Tyrece	31	197	6.4
2	Nolley II, Landers	31	183	5.9
14	Horne, P.J.	31	129	4.2
3	Bede, Wabissa	31	113	3.6
1	Wilkins, Isaiah	31	81	2.6

Rebounds Average				
##	Player	G	Reb	Reb/G
23	Radford, Tyrece	31	197	6.4
2	Nolley II, Landers	31	183	5.9
14	Horne, P.J.	31	129	4.2
3	Bede, Wabissa	31	113	3.6
1	Wilkins, Isaiah	31	81	2.6

Offensive Rebounds				
##	Player	G	OReb	OReb/G
23	Radford, Tyrece	31	69	2.2
21	Ojiako, John	30	30	1.0
2	Nolley II, Landers	31	24	0.8
14	Horne, P.J.	31	22	0.7
1	Wilkins, Isaiah	31	21	0.7

Defensive Rebounds				
##	Player	G	DReb	DReb/G
2	Nolley II, Landers	31	159	5.1
23	Radford, Tyrece	31	128	4.1
14	Horne, P.J.	31	107	3.5
3	Bede, Wabissa	31	103	3.3
0	Cattoor, Hunter	30	70	2.3

Free Throw Attempts				
##	Player	G	Att	Att/G
2	Nolley II, Landers	31	109	3.5
23	Radford, Tyrece	31	81	2.6
4	Alleyne, Nahiem	31	61	2.0
3	Bede, Wabissa	31	44	1.4
15	Cone, Jalen	31	32	1.0

Free Throws Made				
##	Player	G	Made	Made/G
2	Nolley II, Landers	31	85	2.7
23	Radford, Tyrece	31	56	1.8
4	Alleyne, Nahiem	31	46	1.5
15	Cone, Jalen	31	28	0.9
3	Bede, Wabissa	31	22	0.7

Assists				
##	Player	G	Ass	Ass/G
3	Bede, Wabissa	31	172	5.5
2	Nolley II, Landers	31	76	2.5
23	Radford, Tyrece	31	53	1.7
4	Alleyne, Nahiem	31	46	1.5
1	Wilkins, Isaiah	31	41	1.3

Steals				
##	Player	G	Stl	Stl/G
3	Bede, Wabissa	31	32	1.0
23	Radford, Tyrece	31	31	1.0
0	Cattoor, Hunter	30	30	1.0
1	Wilkins, Isaiah	31	24	0.8
2	Nolley II, Landers	31	23	0.7

Blocked Shots				
##	Player	G	Blk	Blk/G
21	Ojiako, John	30	21	0.7
14	Horne, P.J.	31	20	0.6
3	Bede, Wabissa	31	13	0.4
23	Radford, Tyrece	31	10	0.3
2	Nolley II, Landers	31	10	0.3

Minutes				
##	Player	G	Min	Min/G
2	Nolley II, Landers	31	941	30:21
3	Bede, Wabissa	31	916	29:32
14	Horne, P.J.	31	871	28:05
23	Radford, Tyrece	31	826	26:39
4	Alleyne, Nahiem	31	817	26:21

Turnovers				
##	Player	G	TO	TO/G
2	Nolley II, Landers	31	86	2.8
3	Bede, Wabissa	31	52	1.7
15	Cone, Jalen	31	30	1.0
14	Horne, P.J.	31	28	0.9
4	Alleyne, Nahiem	31	26	0.8

DOUBLE-DOUBLE TRACKER

Opponent	Date	Player	Points	Rebounds	Assists	Blocks	Steals
Gardner-Webb (W, 73-46)	Dec. 15	Tycece Radford	10	10	0	0	1
UMES (W, 82-37)	Dec. 29	Landers Nolley II	18	10	3	0	0
Wake Forest (W, 80-70)	Jan. 14	Tycece Radford	21	13	1	0	4
Boston College (L, 77-73 OT)	Feb. 8	Landers Nolley II	29	11	1	1	0
Miami (Fla.) (L, 102-95 3OT)	Feb. 19	Landers Nolley II	18	11	1	1	0
Miami (Fla.) (L, 102-95 3OT)	Feb. 19	Tycece Radford	26	10	2	1	3

- To say the Hokies have been pretty good from downtown might be an understatement.
- On Nov. 20, they broke two records with their 21 triples against Delaware State in Blacksburg.
- The school record, which stood at 18 against Central Connecticut State on Dec. 1, 2018, fell, while the ACC record of 20 set by Florida State against Maine on Dec. 8, 2007, was broken too.
- And, to top it off, Tech did its feat of 21 with a longer way to go, with the new 3-point line distance put into play this season.

Team	3FG	ATT	%	3 Line
Virginia Tech (2019-20)	21	37	56.8	22'1¼"
Florida State (2007-08)	20	35	57.1	19'9"
Virginia Tech (2018-19)	18	33	54.5	20'9"

- Tech hasn't lost a home nonconference game since Dec. 30, 2015 against West Virginia (88-63), owning a 32-game streak.
- The previous best was 23, which was set twice from 1980-84 and 2005-09. The current streak began on Nov. 11, 2016, against Maine.

CARRY THE LOAD

- When Tech had three players (Jalen Cone, Nahiem Alleyne, Isaiah Wilkins) hit five 3-pointers against Delaware State, it marked the first time that three players have hit at least four 3s in a game since Nov. 17, 2017, when Tech beat Washington 103-79 in Madison Square Garden.
- It also was the first time in at least a decade Tech had three players with five triples to their name.
- It marked the first time a high-major has had three players with five or more 3s in a game since March 4, 2019, when Virginia had Kyle Guy (8), De'Andre Hunter (5) and Ty Jerome (5) accomplished the feat against Syracuse in the Dome.



ACC TOURNAMENT TIDBITS

YEAR BY YEAR AT THE ACC TOURNAMENT

2005 | VT #4 Seed | Washington, D.C.
 March 10 First Round Bye
 March 11 Quarterfinals #5 Georgia Tech L, 73-54

2006 | VT #10 Seed | Greensboro, N.C.
 March 9 First Round #7 Virginia L, 60-56

2007 | VT #3 Seed | Tampa, Fla.
 March 8 First Round Bye
 March 9 Quarterfinals #11 Wake Forest W, 71-52
 March 10 Semifinals #10 NC State L, 72-64

2008 | VT #4 Seed | Charlotte, N.C.
 March 13 First Round Bye
 March 14 Quarterfinals #5 Miami (Fla.) W, 65-47
 March 15 Semifinals #1 North Carolina L, 68-66

2009 | VT #8 Seed | Atlanta, Ga.
 March 12 First Round #9 Miami (Fla.) W, 65-47
 March 13 Quarterfinals #1 North Carolina L, 79-76

2010 | VT #4 Seed | Greensboro, N.C.
 March 11 First Round Bye
 March 12 Quarterfinals #12 Miami (Fla.) L, 70-65

2011 | VT #6 Seed | Greensboro, N.C.
 March 10 First Round #11 Georgia Tech W, 59-43
 March 11 Quarterfinals #3 Florida State W, 52-51
 March 12 Semifinals #2 Duke L, 77-63

2012 | VT #10 Seed | Atlanta, Ga.
 March 8 First Round #7 Clemson W, 68-63
 March 9 Quarterfinals #2 Duke L, 60-56

2013 | VT #12 Seed | Greensboro, N.C.
 March 14 First Round #5 NC State L, 80-63

2014 | VT #15 Seed | Greensboro, N.C.
 March 12 First Round #10 Miami (Fla.) L, 57-53

2015 | VT #14 Seed | Greensboro, N.C.
 March 10 First Round #11 Wake Forest W, 81-80
 March 11 Second Round #6 Miami (Fla.) L, 59-49

2016 | VT #6 Seed | Washington, D.C.
 March 8 First Round Bye
 March 9 Second Round #11 Florida State W, 96-85
 March 10 Quarterfinals #3 Miami (Fla.) L, 88-82

2017 | VT #7 Seed | Brooklyn, N.Y.
 March 7 First Round Bye
 March 8 Second Round #10 Wake Forest W, 99-90
 March 9 Quarterfinals #2 Florida State L, 74-68

2018 | VT #7 Seed | Brooklyn, N.Y.
 March 6 First Round Bye
 March 7 Second Round #10 Notre Dame L, 71-65

2019 | VT #5 Seed | Charlotte, N.C.
 March 12 First Round Bye
 March 13 Second Round #12 Miami (Fla.) W, 71-56
 March 14 Quarterfinals #4 Florida State L, 65-63 OT

2020 | VT #11 Seed | Greensboro, N.C.
 March 10 First Round #14 North Carolina 7 PM

HOKIES BY ROUND AT ACC TOURNAMENT

First Round	4-3
Second Round	2-2
Quarterfinals	3-6
Semifinals	0-3

HOKIES BY SEED AT ACC TOURNAMENT

#3	1-1
#4	1-3
#5	1-1
#6	3-2
#7	1-2
#8	1-1
#10	1-2
#12	0-1
#14	1-1
#15	0-1

CAN THEY OVERCOME IT?

- Tech lacks two things that can be pretty important in basketball - a lack of experience and height.
- The Hokies rank near the bottom out of the 353 teams in Division I for those two categories, sitting with shortest roster out of the high-majors (333rd overall) and the second-youngest out of the high-majors (Utah) and No. 349 overall, according to KenPom.
- Be on the lookout for how Tech responds with composure in key situations and winning the boards and paint.

DECADE PLUS

- It's been at least over a decade since the last time two Tech freshmen scored in double figures in the Hokies' first two games of the season.
- The two freshmen were Nahiem Alleyne, who had 11 points at Clemson (11/5) and 18 versus Coppin State (11/8), and Landers Nolley, who tallied 30 points at Clemson and 11 vs. Coppin State.

SHARING THE ROCK

- According to KenPom, a Virginia Tech alum by the way, Wabissa Bede is one of the best in the nation in assist rate (assists divided by FGs made by player's teammates while he is on the court.)
- He ranks 29th nationally and eighth among high-majors with a 34.9 assist rate.

SO, WHY ARE THEY PLAYING WELL?

- If you look at how the Hokies have played in the Mike Young era, one thing sticks out - few TOs.
- According to KenPom, Tech has a turnover percentage of 14.7, good for fifth nationally.
- Tech gets a good amount of its points from the 3-point line, sitting No. 5 for averaging 42.8 percent of its points distribution from 3-land.

IT'S BEEN A MINUTE

- The last time the Hokies started the season with a conference game was on Nov. 30, 1963 versus Richmond, a 77-53 win, spanning 56 years and making Tech 2-0 its last two instances.
- With Landers Nolley's 30 points against Clemson, it marked the most points scored by a Tech freshman since 2013 (Jalen Hudson, 32 vs. Wake).

HOME IS WHERE THE HEART IS

- Mike Young grew up in Radford, Virginia, which is approximately 20 minutes away from Blacksburg, the home of the Hokies.
- Ironically enough, one of Young's first-ever college basketball games as a kid was a Virginia Tech game inside Cassell Coliseum, a place where Young now calls his home.

DYNAMIC TRIO

- Against Coppin State, the Hokies had three freshmen in double figures, marking the first time since Feb. 25, 2015, when they took on Duke.
- The three versus the Eagles were Nahiem Alleyne (18 points), Landers Nolley (11) and Tyrece Radford (10).
- The trio against Duke was Jalen Hudson (23 points), Ahmed Hill (10) and Justin Bibbs (10).

WELL, THIS IS NEW

- A new staff is in place for Tech and there are also quite a few freshmen with six.
- The six freshies make Tech one of only 20 schools to have six or more, including one of 13 high-majors.

THE FEW, THE PROUD

- There are 226 instances that a player has scored 30 or more points in a DI game on the road.
- Of the 226, only 18 players have done it in a high-major road conference game (Nolley).

Player	Opponent	Score
Luka Garza (Iowa)	Michigan	44
Markus Howard (Marquette)	Georgetown	42
Payton Pritchard (Oregon)	Arizona	38
Markus Howard (Marquette)	Providence	38
Luka Garza (Iowa)	Indiana	38
Jordan Nwora (Louisville)	BC	37
Kira Lewis Jr. (Alabama)	Georgia	37
David Duke (Providence)	Creighton	36
Anthony Edwards (Georgia)	South Carolina	36
Trevion Williams (Purdue)	Michigan	36
Isaiah Joe (Arkansas)	Ole Miss	34
Moses Wright (Georgia Tech)	Syracuse	33
Elijah Hughes (Syracuse)	Georgia Tech	33
Daniel Oturu (Minnesota)	Penn State	32
Landers Nolley (Virginia Tech)	Clemson	30
Mason Jones (Arkansas)	Alabama	30
Skylar Mays (LSU)	Auburn	30
Brad Davison (Wisconsin)	Nebraska	30
Remy Martin (Arizona State)	UCLA	30
Immanuel Quickley (Kentucky)	Texas A&M	30

HE'S MORE THAN A POINT GUARD

- Known as a stocky guy, weighing 200 lbs and being called a fire hydrant by Jay Bilas, Wabissa Bede has been a force on the boards so far, as well as playing the distributor role, a role he played sparingly the last two years with the all-time assists leader, Justin Robinson, running the point.
- In his game against Coppin State, Bede almost did something that hasn't happened in three years, a double-double with just rebounds and assists, collecting 10 assists and nine rebounds. (Chris Clarke on Dec. 17, 2016, triple-double).
- And speaking of Robinson, the last time a player had 10 assists after Bede's night versus Coppin State was when Robinson tallied the single-game school record with 13 versus Central Connecticut State on Dec. 1, 2018. Bede dished out 10 again a few weeks later vs. Delaware State on Nov. 20.

ELITE COMPANY

- After scoring a little under half of the Hokies' points against Clemson, Landers Nolley found himself in elite company among league peers.
- The small forward scored the fourth-most points by an ACC freshman in a debut, joining preseason ACC Freshman of the Year Cole Anthony of North Carolina this week with each totaling at least 30.

Player	Opponent	Date	PTS
Cole Anthony (UNC)	Notre Dame	Nov. 6, 2019	34
RJ Barrett (Duke)	Kentucky	Nov. 6, 2018	33
J.J. Hickson (NC State)	William & Mary	Nov. 15, 2007	31
Landers Nolley (VT)	Clemson	Nov. 5, 2019	30
Ishua Benjamin (NC State)	Prairie View	Nov. 26, 1994	29
Ivan Wagner (NC State)	VMI	Nov. 25, 1995	29
Zion Williamson (Duke)	Kentucky	Nov. 6, 2018	28
Sylvan Landesberg (UVA)	VMI	Nov. 16, 2008	28
Rashad McCants (UNC)	Penn State	Nov. 18, 2002	28



ACC TOURNAMENT TIDBITS

TECH VS. OPPONENTS - ACC TOURNAMENT

Boston College	0-0
Clemson	1-0
Duke	0-2
Florida State	2-2
Georgia Tech	1-1
Louisville	0-0
Miami (Fla.)	3-4
North Carolina	0-2
NC State	0-2
Notre Dame	0-1
Pitt	0-0
Syracuse	0-0
Virginia	0-1
Wake Forest	3-0
Total	9-14

MEDIA AVAILABILITY - ACC TOURNAMENT

Virginia Tech will abide by all media policies of the Atlantic Coast Conference during the 2020 New York Life ACC Tournament.

Virginia Tech will practice in Greensboro Coliseum from 3-3:55 p.m. on Monday, March 10. Following the open practice, Hokie players and coaches will be available to the media for no more than 20 minutes in the locker room area of the arena.

Following this media period, Virginia Tech players will be available to the media only under prior arrangement or in a postgame situation.

For more information, contact Lance Dozier, Assistant Director of Strategic Communications and the primary men's basketball contact for the Hokies.

He will be staying at the team hotel and can be reached on his cell phone at 507-993-1898 or by e-mail at lance17@vt.edu.

AVERAGES IN WINS & LOSSES

- When comparing the two averages in wins and losses for the Hokies this season, the biggest jumps that are glaring are points allowed per game (+17.7) and rebound margin (+9.9).
- So if Tech is losing badly in those categories, or when it's not raining from 3 (31.5% in Ls), it could be a long day for the Hokies.

Categories	Ws	Ls
Points per game	74.9	62.7
Field-goal percentage	44.2	40.4
3-point percentage	38.7	31.5
Free-throw percentage	71.5	69.0
Rebounds per game	38.0	29.9
Assists per game	17.0	12.3
Blocks per game	3.1	2.7
Steals per game	6.6	5.4
Points allowed per game	57.6	75.3
Defensive field-goal percentage	35.9	47.6
Defensive 3-point percentage	38.7	37.0
Rebound margin	+1.9	-8.0
Assist/turnover ratio	1.8	1.3

YOUNG & PRETTY GOOD

- Tech has had the luxury of having some solid first-year players since freshmen became eligible to play in 1974, and has no shortage this year.
- Landers Nolley's 30 points were tied for the third most by a freshman, trailing Jalen Hudson and Larry Cooke's 32 points. He followed it up with a two 29-point performance as well.

Player	Opponent	Date	Points
Larry Cooke	EKU	Feb. 3, 1975	32
Jalen Hudson	Wake Forest	March 10, 2013	32
Landers Nolley	Clemson	Nov. 5, 2019	30
Russell Davis	Vermont	Dec. 31, 1974	30
Landers Nolley	BC	Feb. 8, 2020	29
Landers Nolley	NC State	Jan. 11, 2020	29
Nickeil Alexander-Walker	The Citadel	Nov. 12, 2017	29

THE BEST IS YET TO COME

- Coach Young, known as one of the better X's and O's coaches, had his Terriers in some of the top categories nationally over his 17-year span.
- This past season, which was Wofford's best in school history, the Terriers were 16th in assist/turnover ratio (1.39), 11th in field-goal percentage (49.0), second in 3-point field-goal percentage (41.4) and second in scoring margin (16.7).

TIME TO STEP UP

- With the Hokies losing three players now playing in the NBA or G-League and the SEC Preseason Player of the Year, Tech returns just one starter from a year ago in guard Wabissa Bede.
- That means four role players or newcomers will have to step up and contribute big minutes right away for Mike Young.

FEW AND FAR BETWEEN

- Tech returns only 13.3 points per game from its team last year that average 73.5, which is made up of four letterwinners.
- That accounts for the Hokies bringing back just 18.1 percent of its scoring total, making them one of only six schools in the nation to return less than 20 percent of its scoring.

School	Points p/g	% of Scoring
Nebraska	2.9 PPG	1.9%
Tulane	10.8 PPG	12.2%
South Dakota St.	15.8 PPG	16.9%
Virginia Tech	13.3 PPG	18.1%
Washington	13.9 PPG	19.8%
UCF	14.5 PPG	20.0%

SELLING OUT CASSELL

- The Hokies sold out 11 games this season, including eight ACC games. The eight were Duke, NC State, Syracuse, UNC, Pitt, BC, FSU and UVA.
- Virginia Tech ACC home games against Virginia, Wake Forest, Syracuse, Duke, Louisville, Georgia Tech and Miami (Fla.) sold out in 2018-19.
- The Hokies sold out nine games in the 2017-18 season, including seven of the nine home ACC games, a mark that equaled 2018-19.

THE BIG THREE-HUNDO

- When Mike Young and Co. took down the Tigers in Clemson, he became just one of 71 active coaches at the time in Division I to have 300 or more wins.
- Since the season opener, seven coaches have joined the club in Richmond's Chris Mooney, Liberty's Ritchie McKay, Albany's Will Brown, St. Bonaventure's Mark Schmidt, Northwestern St.'s Mike McConathy, Iona's Tim Cluess and VCU's Mike Rhoades.

Coach	Record	Schools
71. Ritchie McKay (Liberty)	319-245 (.566)	5
72. Jim Christian (Boston College)	317-272 (.538)	4
73. Chris Mooney (Richmond)	316-261 (.548)	3
74. Mike Young (Virginia Tech)	315-259 (.549)	2

- Of the 78 now active head coaches, Young is one of only 28 to win at least 300 games at just two schools or less during a coaching tenure.

Coach	Record	Schools
22. Fran O'Hanlon (Lafayette)	342-407 (.457)	1
23. James Jones (Yale)	333-280 (.543)	1
24. Tod Kowalczyk (Toledo)	319-256 (.555)	2
25. Mike Young (Virginia Tech)	315-259 (.549)	2

WHO TO LOOK UP TO

- Of the 26 teams that don't boast more than one senior, including six teams that don't have any seniors, Tech is one of just 13 high-majors.
- Of the 13, 10 return for their senior seasons, while three players, including Tech's Brandon Johnson, will finish their last year at a new school.

School	Sr.	r-Sr.	Gr.	Previous School
Alabama	---	---	1	West Virginia
East Carolina	---	1	---	---
Houston	---	1	---	---
Kentucky	---	---	1	Bucknell
Memphis	1	---	---	---
Oklahoma	1	---	---	---
Ole Miss	1	---	---	---
Stanford	1	---	---	---
Syracuse	1	---	---	---
Texas	1	---	---	---
Virginia Tech	---	---	1	Alabama State
Wichita State	1	---	---	---
Wisconsin	---	---	1	---

HISTORIC IT WAS

- Last year was arguably the best season in school history for the Hokies, notching many school records to their belt.
- To name a few, Tech earned a school-record 26 wins, program-best 12 ACC victories and made it to the Sweet 16 for the first time in program history since the tournament expanded to 64 teams.
- Tech also broke the record for most home nonconference victories in a row with 24 straight.
- The Hokies made the NCAA Tournament three consecutive years for the first time ever, and won two games in The Dance for the first time since 1967. They also earned a No. 4 seed, the highest in program history.





Mike YOUNG

- First season at Virginia Tech
- 18th as a head coach in Division I
- Produced three AP All-America selections at Wofford
- Took Wofford to five NCAA Tournament appearances

The Young File

PERSONAL

BORN: May 1, 1963
 HOMETOWN: Radford, Virginia
 FAMILY: Wife (Margaret), Children (Cooper & Davis)
 COACHING RECORD AT VIRGINIA TECH: 16-15 (1st year)
 CAREER HEAD COACHING RECORD: 315-259 (.549)

EDUCATION

Emory & Henry (1986)
 JOINED TECH STAFF: April 7, 2019
 YEARS OF COLLEGIATE HEAD COACHING: 18
 YEARS OF COLLEGIATE COACHING: 33

COACHING CAREER

Year	School
1986-88	Assistant Coach, Emory & Henry
1988-89	Assistant Coach, Radford
1989-02	Assistant Coach, Wofford
2002-19	Head Coach, Wofford
2019-present	Head Coach, Virginia Tech

ACCOMPLISHMENTS

Five NCAA Tournaments

2019, 2015, 2014, 2011, 2010

Five SoCon Tournament Championships

2019, 2015, 2014, 2011, 2010

Four SoCon Regular-Season Titles

2019, 2015, 2011, 2010

Two-time National Coach of the Year

2019 (Sporting News), 2010 (Hugh Durham)

Three AP All-America Selections

Fletcher Magee (2018-19) Karl Cochran (2014-15) Noah Dahlman (2009-10)

Four SoCon Player of the Years

Fletcher Magee (2017-18, 2018-19) Karl Cochran (2014-15) & Noah Dahlman (2009-10)

All-SoCon

24 selections (Coaches) 34 selections (media)

Mike Young begins his first season as the head men's basketball coach at Virginia Tech. The veteran head coach comes home to the New River Valley with a wealth of experience and the desire and focus to lead this Hokies program in its quest to be among the best in the ACC and the nation.

Since arriving in Blacksburg, Young has worked diligently to assemble a top-level coaching staff. Along with that staff, Young has devoted countless hours toward putting together a competitive roster for the 2019-20 season and making a noticeable impact on the always evolving national recruiting community.

The Radford, Virginia native joins the Hokies after a record-setting 17-year tenure as the head coach at Wofford. The Terriers posted a 30-5 overall record in 2018-19, including a perfect 18-0 mark in Southern Conference play, and registered a convincing 84-68 win over Seton Hall in the first round of the 2019 NCAA Tournament.

The 2019 Sporting News Coach of the Year, Young finished third in last season's Associated Press Coach of the Year voting behind Texas Tech's Chris Beard and Houston's Kelvin Sampson. In his 17 seasons at the helm as head coach of Wofford College, Young built the Terriers into one of the Southern Conference's preeminent programs and a perennial NCAA Tournament participant. He guided Wofford to five NCAA Tournament berths over the past 10 seasons and five Southern Conference championships. In addition to the on-court success of his teams, 100 percent of Young's student-athletes at Wofford who completed their eligibility graduated.

In addition to owning numerous coaching accolades, Young currently serves as a member of the NCAA's Men's Basketball Ethics Committee.

Young compiled a 299-244 (.551) overall record at Wofford and earned Southern Conference Coach of the Year honors four times (2010, 2014, 2015 and 2019). Under his guidance, the Terriers registered an impressive list of nonconference wins, including ones over the likes of Auburn, Cincinnati, Clemson, Georgia, Georgia Tech, NC State, Purdue, Seton Hall, South Carolina, Virginia Tech, Xavier and Wake Forest. Arguably the most compelling nonconference victory of his tenure at Wofford came on Dec. 20, 2017 when the Terriers faced then-No. 5 North Carolina at the Dean Smith Center in Chapel Hill, North Carolina and registered a 79-75 victory over head coach Roy Williams and the Tar Heels.

Prior to assuming the head coaching reins for the Terriers in 2002-03, Young was an assistant coach to current Wofford Director of Athletics Richard Johnson. Young came to

Wofford after serving as a graduate assistant for one year under Oliver Purnell at Radford University.

A 1986 graduate of Emory & Henry College, he was a four-year letterman in basketball for coach Bob Johnson and the team captain his junior and senior seasons. He credits Johnson for having a major influence on his playing and coaching career.

Upon his graduation, Young became a full-time assistant coach for two years at Emory & Henry before moving on to Radford. Another of Young's mentors is Fletcher Arritt, longtime coach of Fork Union (Va.) Military Academy. Young played one season for him before attending Emory & Henry. In the summer of 2015, Young was inducted into the Emory & Henry College Sports Hall of Fame, as well as the Radford High School Hall of Fame.

Young and wife Margaret have a daughter, Cooper, a student at the University of the South, and a son, Davis, who is attending Blacksburg High School.

YEAR BY YEAR

Year	School	Rec.	Conf.	Postseason
2019-20	Virginia Tech	16-15	7-13	---
2018-19	Wofford	30-5	18-0	NCAA Round of 32
2017-18	Wofford	21-13	11-7	CIT
2016-17	Wofford	16-17	10-8	
2015-16	Wofford	15-17	11-7	
2014-15	Wofford	28-7	16-2	NCAA First Round
2013-14	Wofford	20-13	11-5	NCAA First Round
2012-13	Wofford	13-19	7-11	
2011-12	Wofford	19-14	12-6	CBI
2010-11	Wofford	21-13	14-4	NCAA First Round
2009-10	Wofford	26-9	15-3	NCAA First Round
2008-09	Wofford	16-14	12-8	
2007-08	Wofford	16-16	8-12	
2006-07	Wofford	10-20	5-13	
2005-06	Wofford	11-18	6-9	
2004-05	Wofford	14-14	7-9	
2003-04	Wofford	9-20	4-12	
2002-03	Wofford	14-15	8-8	



BOUNCE BACK TIME

- When Mike Young loses a basketball game, it rarely spills into the next game, with his teams bouncing back with a W, especially over the last five years with him being .597 by going 37-25.
- Young went 4-0 last year after a loss and 9-3 the year prior with the Terriers. He is 5-9 at Tech.

Season	G	W	L	Pct.
2002-03	14	7	7	.500
2003-04	19	7	12	.368
2004-05	13	5	8	.385
2005-06	17	8	9	.471
2006-07	19	6	13	.316
2007-08	15	7	8	.467
2008-09	13	8	5	.615
2009-10	8	5	3	.625
2010-11	12	9	3	.750
2011-12	13	8	5	.615
2012-13	18	9	9	.500
2013-14	12	7	5	.583
2014-15	6	5	1	.833
2015-16	16	9	7	.563
2016-17	16	10	6	.625
2017-18	12	9	3	.750
2018-19	4	4	0	1.000
2019-20	14	5	9	.357
Total	241	128	113	.531



WHEN IT COUNTS

- Mike Young brings a polished resume from his time at Wofford and you can see that in the numbers he carries regarding finishing a lead when his teams have had one over his years of coaching, with 18 season to be exact.
- Over the last six years when Young has had a lead with five minutes to go, he usually holds on to it to preserve the win, boasting a .910 winning percentage to his name.
- Since his arrival to Tech, the Hokies have carried the trend also, owning a 13-2 record.

Year	G	W	L	Pct.
2014-15	25	23	2	.920
2015-16	17	14	3	.824
2016-17	17	15	2	.882
2017-18	21	19	2	.905
2018-19	27	27	0	1.000
2019-20	16	14	2	.875
Total	123	112	11	.911

Opponent	G	W	L	Pct.
High-Major	13	10	3	.769
Mid-Major	110	102	8	.927
Conference	73	64	9	.877
Nonconference	50	48	2	.960
Postseason	9	7	2	.778

WHAT THEY'RE SAYING



So much for our No. 1 this week! That was quick. What a win for @HokiesMBB and first-year Virginia Tech coach Mike Young.



Today we saw why many NBA folks felt that Mike Young could be an offensive coordinator at the professional level. Guy is a genius offensively.



The best compliment I could give Mike Young is that when you talk to any coach from the Southern Conference, where he spent the previous 17 seasons, they all say the same thing: He's a GREAT basketball coach.

Ask @ForbesETSUhoops.

Scott Van Pelt @notthefakeSVP · Nov 25, 2019
Replying to @GaryParrishCBS
I love watching his half court stuff. It's art.



Mike Young can coach, people.

On Coach Young VT

Mike Young is one of those 20-year overnight sensations. Those of us who know college basketball have always recognized what a great coach he is. The nation found out this season in the NCAA Tournament. He is a great fit for Virginia Tech.

-Fran Fraschilla
Former NCAA head coach & current ESPN college basketball analyst

On Coach Young VT

Mike Young has shown during his tenure at Wofford that not only is he an outstanding coach, but he's also a program builder. He develops players and men. He's an excellent communicator and teacher. His teams are always sound, tough, unselfish and fun to watch.

-Clark Kellogg
CBS Sports Men's Basketball Analyst





HUNTER CATTOOR (cuh-TOUR)

Freshman | 6-3 | 205
G | Orlando, Fla.

High School
Bishop Moore

Major: Business

0

AT THE RIM

- Has played in 30 games, drawing three starts.
- Made four 3-pointers for 12 points and collected four rebounds and tied a career-high three steals at Notre Dame (3/7).
- Pulled down his second-most rebounds (7) & had a steal and nine points in 18 minutes off the bench vs. Clemson (3/4).
- Swiped two steals, pulled down two boards and had two points at No. 11/10 Louisville (3/1).
- Originally committed to Wofford, but signed with the Hokies after Virginia Tech's hiring of Mike Young.
- Four-year letterwinner at Bishop Moore High School.
- FHSAA 6A first-team All-State and District Player of the Year.
- Scored 1,420 points in high school and a 3-star (247 Sports).
- Also played quarterback on Bishop Moore's football team for one season.

CAREER HIGHS

Statistic	Value
Points	17 vs UMES 12/29/19
Rebounds	8 vs Coppin St. 11/08/19
Assists	4 vs Delaware St. 11/20/19
Steals	3 at Notre Dame 03/07/20, vs Gardner-Webb 12/15/19
Blocks	1 4 times
FG Made	6 vs UMES 12/29/19
FG Attempts	9 vs UMES 12/29/19
3FG Made	5 vs UMES 12/29/19
3FG Attempts	7 at Notre Dame 03/07/20, vs Lehigh 11/16/19, vs UMES 12/29/19
FT Made	4 vs VMI 12/21/19, at Virginia 01/04/20
FT Attempts	7 vs VMI 12/21/19

GAME-BY-GAME STATS

Opponent	Date	GS	MIN	Total			3-Pointers			Free throws			Rebounds			PF	A	T/O	BLK	STL	PTS	AVG
				FG	FGA	PCT	3FG	3FGA	PCT	FT	FTA	PCT	OFF	DEF	TOT							
at Clemson	11/05/2019	*	27:13	0-3	0-0	0-2	0-0	0-0	0-0	0-0	0-1	4-4	1-0	1-1	0-0	0	0	0	0	0	0	0.0
Coppin St.	11/08/2019		22:03	2-6	333	1-5	200	0-0	0-0	0-0	1-7	8	6	1	3	1	1	1	1	5	2.5	
USC Upstate	11/13/2019		22:36	3-7	429	3-6	500	0-0	0-0	0-0	0-0	0	0	4	0	1	1	0	0	9	4.7	
Lehigh	11/16/2019		21:54	4-8	500	3-7	429	0-0	0-0	0-0	0-1	1	3	3	0	2	0	1	2	11	6.3	
Delaware St.	11/20/2019		23:07	3-6	500	2-4	500	0-0	0-0	0-0	0-6	6	3	8	1	4	0	0	0	8	6.6	
vs Michigan St.	11/25/2019		30:13	4-8	500	2-5	400	0-0	0-0	0-0	0-2	2	3	3	3	0	1	1	1	10	7.2	
vs Dayton	11/26/2019		30:30	4-7	571	4-6	667	0-2	0-0	0-0	0-1	1	3	3	0	1	0	1	0	12	7.9	
vs BYU	11/27/2019		21:01	1-2	500	1-2	500	0-1	0-0	0-0	0-4	4	3	3	0	1	0	0	0	3	7.3	
Duke	12/06/2019		17:36	0-2	000	0-2	000	0-0	0-0	0-0	0-0	0	0	2	9	1	0	1	0	0	6.4	
Gardner-Webb	12/15/2019		16:53	4-7	571	2-4	500	1-2	500	0-0	0-1	1	2	2	2	0	0	0	3	11	6.9	
VMI	12/21/2019		24:37	4-8	500	2-6	333	4-7	571	1-4	5	2	9	1	1	0	0	2	14	7.5		
UMES	12/29/2019		22:56	6-9	667	5-7	714	0-0	0-0	0-0	1	3	4	3	0	1	0	0	1	17	8.3	
at Virginia	01/04/2020		22:37	0-1	000	0-1	000	4-4	1000	0-0	0-1	1	2	8	0	0	0	2	4	8.0		
at Syracuse	01/07/2020		20:09	1-7	143	1-6	167	0-0	0-0	0-0	0-0	0	2	6	3	1	0	1	3	7.6		
NC State	01/11/2020		19:39	1-5	200	1-4	250	2-2	1000	0-0	0-4	4	2	7	0	2	0	0	1	5	7.5	
at Wake Forest	01/14/2020	*	18:30	0-2	000	0-2	000	0-0	0-0	0-0	0-1	1	2	6	2	0	0	0	0	0	7.0	
Syracuse	01/18/2020		08:41	0-3	000	0-3	000	0-0	0-0	0-0	0-0	0	2	5	1	0	0	0	0	6.6		
North Carolina	01/22/2020		15:49	1-3	333	1-2	500	2-2	1000	0-0	0-2	2	2	4	1	1	0	0	1	5	6.5	
at Boston College	01/25/2020	*	18:57	1-3	333	1-2	500	0-0	0-0	0-0	0-3	3	2	5	2	2	1	0	1	3	6.3	
at Miami (FL)	01/28/2020		23:18	2-3	667	2-3	667	0-0	0-0	0-0	1	3	4	2	6	1	0	1	1	6	6.3	
Florida St.	02/01/2020		23:47	4-7	571	2-5	400	0-0	0-0	0-0	0-2	2	2	5	2	2	1	0	2	10	6.5	
at Georgia Tech	02/04/2020		18:34	1-5	200	0-2	000	0-0	0-0	0-0	0-2	2	2	5	0	3	0	0	0	2	6.3	
Boston College	02/08/2020		15:03	0-3	000	0-3	000	0-0	0-0	0-0	0-1	1	2	4	1	1	1	0	2	0	6.0	
Pittsburgh	02/15/2020		13:49	2-7	286	2-6	333	0-0	0-0	0-0	0-1	1	2	4	2	0	1	0	0	6	6.0	
Miami (FL)	02/19/2020		11:33	2-5	400	2-3	667	0-0	0-0	0-0	0-1	1	2	3	0	1	0	0	0	6	6.0	
at Duke	02/22/2020		15:53	4-6	667	2-3	667	0-0	0-0	0-0	0-1	1	2	3	2	0	1	0	1	10	6.2	
Virginia	02/26/2020		19:33	2-6	333	2-4	500	0-0	0-0	0-0	0-2	2	2	3	1	1	0	0	1	6	6.1	
at Louisville	03/01/2020		14:01	1-3	333	0-1	000	0-0	0-0	0-0	0-2	2	2	3	2	0	1	0	2	2	6.0	
Clemson	03/04/2020		17:05	3-5	600	2-4	500	1-2	500	0-0	0-7	7	4	2	3	0	1	0	1	9	6.1	
at Notre Dame	03/07/2020		24:25	4-7	571	4-7	571	0-0	0-0	0-0	0-4	4	2	5	1	1	0	0	3	12	6.3	
Totals			3	602:02	64-154	.416	47-117	.402	14-22	.636	4	70	74	2.5	42	35	16	4	30	189	6.3	

CAREER STATS

SEASON	TEAM	GP-GS	MIN	Field Goals			3-Point			F-Throws			Rebounds			PF	AST	BLK	STL	PTS	Scoring
				FG	FGA	FG%	3FG	3FGA	3FG%	FT	FTA	FT%	OFF	DEF	TOT						
2019-20	Hokies	30-3	602:01	64-154	.416	47-117	.402	14-22	.636	4	70	74	2.5	42-35	16	4	30	189	6.3		
TOTAL		30-3	602:01	64-154	.416	47-117	.402	14-22	.636	4	70	74	2.5	42-35	16	4	30	189	6.3		



ISAIAH WILKINS

Sophomore | 6-4 | 225
G | Winston-Salem, N.C.

High School
Mount Tabor

Major: Communications

1

AT THE RIM

- Has played in all 31 games, starting five contests.
- Recorded four points, two rebounds, one steal and a block at Notre Dame (3/7).
- Totaled eight points, two rebounds and two assists versus Clemson (3/4).
- Earned his first start since Jan. 25 and had two boards against [RV/RV] Virginia (2/26).
- Cracked double-digit points for the first time in 15 games (Dec. 21), tallying 11 points, six rebounds and five assists at No. 6/6 Duke (2/22).
- Posted his second-most points of the season with 13 versus Gardner-Webb (12/15).
- Played in 34 games, starting one of those (Central Connecticut State on Dec 1) in 2018-19.

CAREER HIGHS

Statistic	Value
Points	21 vs Gardner-Webb 11/09/18
Rebounds	8 vs Saint Francis (PA) 11/24/18
Assists	7 vs Delaware St. 11/20/19
Steals	4 at Georgia Tech 02/04/20
Blocks	2 vs Northeastern 11/16/18
FG Made	7 vs Gardner-Webb 11/09/18
FG Attempts	11 at Georgia Tech 02/04/20
3FG Made	5 vs Gardner-Webb 11/09/18, vs Delaware St. 11/20/19
3FG Attempts	7 vs Gardner-Webb 11/09/18, vs Delaware St. 11/20/19
FT Made	3 5 times
FT Attempts	4 5 times

GAME-BY-GAME STATS

Opponent	Date	GS	MIN	Total			3-Pointers			Free throws			Rebounds			PF	A	T/O	BLK	STL	PTS	AVG
				FG	FGA	PCT	3FG	3FGA	PCT	FT	FTA	PCT	OFF	DEF	TOT							
at Clemson	11/05/2019	*	20:35	1-7	143	1-5	200	1-3	333	4	2	6	6	0	2	2	0	1	4	4.0		
Coppin St.	11/08/2019		23:15	3-8	375	1-3	333	0-0	0-0	0-0	1	6	7	6	5	2	0	3	0	1	7	5.5
USC Upstate	11/13/2019		19:37	1-5	200	0-4	000	0-0	0-0	0-0	0	4	4	5	1	2	0	0	0	2	4.3	
Lehigh	11/16/2019		15:13	1-5	200	0-3	000	0-0	0-0	0-0	0	4	4	5	1	0	0	1	0	2	3.8	
Delaware St.	11/20/2019		25:47	5-10	500	5-7	714	0-0	0-0	0-0	1	5	6	5	4	1	7	0	0	15	6.0	
vs Michigan St.	11/25/2019		09:53	1-4	250	0-1	000	0-0	0-0	0-0	0	1	0	1	4	0	1	0	0	1	2	5.3
vs Dayton	11/26/2019		12:59	1-3	333	0-1	000	1-2	500	0-0	0	3	3	4	1	0	1	0	1	2	5.0	
vs BYU	11/27/2019		10:51	1-1	1000	1-1	1000	0-0	0-0	0-0	0	1	1	4	0	0	0	0	0	3	4.8	
Duke	12/06/2019		16:11	2-6	333	1-4	250	2-2	1000	0-0	0	2	2	4	0	2	0	0	0	1	7	5.0
Chattanooga	12/11/2019		06:43	0-2	000	0-2	000	0-0	0-0	0-0	0	0	1	3	1	1	0	0	0	0	4.5	
Gardner-Webb	12/15/2019		19:32	4-7	571	2-4	500	3-3	1000	0-0	0	2	2	3	5	1	3	1	0	2	13	5.3
VMI	12/21/2019		21:34	4-7	571	2-4	500	3-4	750	1-3	4	3	4	3	6	1	2	0	0	2	13	5.9
UMES	12/29/2019		13:47	1-4	250	0-2	000	2-2	1000	0-0	0	2	2	4	3	6	0	2	0	1	4	5.8



LANDERS NOLLEY II (NAH-lee)

Redshirt Freshman | 6-7 | 225
G/F | Atlanta, Ga.

High School
Langston Hughes

Major: Public Health

2

ACC All-Freshman Team & All-ACC Honorable Mention
ACC Men's Basketball All-Academic Team
5x ACC Freshman of the Week (Nov. 18, Dec. 2, 16, 30, Jan. 13)
Maui Jim Maui Invitational All-Tournament Team
2018-19 ACC Academic Honor Roll

AT THE RIM

- Has played in all 31 games, drawing 28 starts.
Eighth in the ACC in scoring (15.7 PPG), 13th in field-goal % (37.0), ninth in FT% (78.0), ninth in 3s made a game (2.13) and tied for 12th in defensive rebounds a game (5.13).
Had seven points and four rebounds at Notre Dame (3/7).
Registered seven points & eight rebounds vs. Clemson (3/4).
Had the best debut by a freshman in Tech history, breaking the school record of most points in a debut with a career-high 30, the fourth-most by an ACC freshman in a debut.
Led Langston Hughes HS to two state titles.
His father, Landers Nolley Sr., played for Dale Brown at LSU.

CAREER HIGHS

Table with 3 columns: Statistic, Value, and Game/Context. Includes Points (30), Rebounds (12), Assists (7), Steals (3), Blocks (2), FG Made (12), FG Attempts (23), 3FG Made (7), 3FG Attempts (13), FT Made (10), FT Attempts (11).

GAME-BY-GAME STATS

Large table showing game-by-game statistics for Landers Nolley II, including columns for Opponent, Date, GS, MIN, FG-FGA, PCT, 3FG-FGA, PCT, FT-FTA, PCT, REB, PF, A, T/O, BLK, STL, PTS, and AVG.

CAREER STATS

Summary table for Landers Nolley II's career stats, including Season, Team, GS, GP, MIN, AVG, FG-FGA, PCT, 3FG-FGA, PCT, FT-FTA, PCT, OFF DEF TOT, REB, PF, FOUL, AST, TO, BLK, STL, PTS, and AVG.



WABISSA BEDE (wa-BEE-sah BEE-dee)

Junior | 6-0 | 200
G | North Andover, Mass.

High School
Cushing Academy

Major: Communications

3

2018-19 ACC Academic Honor Roll

AT THE RIM

- Has played in all 31 games, starting each contest.
Fourth in the ACC in assists per game (5.55) and first in assist-turnover ratio (3.31). Then he is fourth in ACC-only games with 5.00 assists p/g and second with a 2.70 A/TO ratio.
Dished out five assists, scored two points, pulled down a board and owned one block at Notre Dame (3/7).
Totaled four points and five assists versus Clemson (3/4).
Posted two points, five rebounds and four assists at No. 11/10 Louisville (3/1).
Tallied five points, two rebounds, three assists and a steal against [RV/RV] Virginia (2/26).
Played in 35 games, starting 28 of those in 2018-19.

CAREER HIGHS


Table with 2 columns: Statistic and Value. Includes Points (14), Rebounds (9), Assists (10), Steals (4), Blocks (2), FG Made (6), FG Attempts (13), 3FG Made (4), 3FG Attempts (5), FT Made (6), FT Attempts (9).

GAME-BY-GAME STATS

Large table showing game-by-game statistics for Wabissa Bede, including columns for Opponent, Date, GS, MIN, FG-FGA, PCT, 3FG-FGA, PCT, FT-FTA, PCT, REB, PF, A, T/O, BLK, STL, PTS, and AVG.

CAREER STATS

Summary table for Wabissa Bede's career stats, including Season, Team, GS, GP, MIN, AVG, FG-FGA, PCT, 3FG-FGA, PCT, FT-FTA, PCT, OFF DEF TOT, REB, PF, FOUL, AST, TO, BLK, STL, PTS, and AVG.



NAHIEM ALLEYNE (na-HEEM ah-LEAN)

Freshman | 6-3 | 195
G | Buford, Ga.

High School
Mountain View

Major: Human Development

4

ACC Men's Basketball All-Academic Team

AT THE RIM

- Has played in all 31 games, drawing 26 starts.
- Collected nine points, one rebound, an assist and a steal at Notre Dame (3/7).
- Recorded three points and three rebounds vs. Clemson (3/4).
- Cracked the double-digit plateau for the first time since Feb. 8 with 12 points off of four 3s at No. 11/10 Louisville (3/1).
- Two-year letterwinner at Mountain View High School.
- GHSA All-State and All-Region.
- Averaged 17.2 points per game and made 63 three-pointers in the 2018-19 season.
- A three-star on 247 Sports.
- Ranked as the 21st-best player in the state of Georgia.

CAREER HIGHS

Statistic	Value
Points	22 vs Chattanooga 12/11/19
Rebounds	5 vs Boston College 02/08/20, vs Chattanooga 12/11/19
Assists	4 4 times
Steals	2 vs Michigan St. 11/25/19
Blocks	2 vs Delaware St. 11/20/19
FG Made	7 vs Delaware St. 11/20/19, vs Chattanooga 12/11/19
FG Attempts	16 vs Boston College 02/08/20
3FG Made	5 vs Delaware St. 11/20/19, vs Syracuse 01/18/20
3FG Attempts	10 vs Boston College 02/08/20
FT Made	5 at Clemson 11/05/19, vs Chattanooga 12/11/19, at Wake Forest 01/14/20
FT Attempts	6 at Clemson 11/05/19, at Wake Forest 01/14/20

GAME-BY-GAME STATS

Opponent	Date	GS	MIN	Total FG-FGA	PCT	3FG-FGA	PCT	FT-FTA	PCT	OFF DEF	TOT	PF	A	T	BLK	STL	PTS	AVG			
at Clemson	11/05/2019		22:44	2-9	.222	2-6	.333	5-6	.833	0	3	3	3	0	1	1	1	11	11.0		
Coppin St.	11/08/2019	*	23:28	6-8	.750	4-6	.667	2-2	1.000	0	2	2	2.5	0	0	1	0	18	14.5		
USC Upstate	11/13/2019	*	25:13	3-6	.500	1-3	.333	2-3	.667	0	2	2	2.3	0	4	0	1	9	12.7		
Lehigh	11/16/2019	*	20:43	1-7	.143	0-3	.000	3-4	.750	0	2	2	2.3	0	1	0	0	5	10.8		
Delaware St.	11/20/2019	*	31:15	7-11	.636	5-9	.556	1-1	1.000	0	4	4	2.6	0	1	0	2	1	20	12.6	
vs Michigan St.	11/25/2019	*	33:51	3-10	.300	2-4	.500	2-3	.667	0	3	3	2.7	2	1	0	0	2	10	12.2	
vs Dayton	11/26/2019	*	30:57	3-8	.375	0-1	.000	3-5	.600	0	2	2	2.6	2	3	1	0	0	9	11.7	
vs BYU	11/27/2019	*	36:28	5-8	.625	2-4	.500	0-0	.000	0	3	3	2.6	1	4	2	1	0	12	11.8	
Duke	12/06/2019	*	32:25	2-6	.333	1-3	.333	1-2	.500	2	0	2	2.6	0	1	1	0	1	6	11.1	
Chattanooga	12/11/2019	*	35:32	7-13	.538	3-7	.429	5-5	1.000	1	4	5	2.8	1	0	2	0	22	12.2		
Gardner-Webb	12/15/2019	*	23:15	0-4	.000	0-2	.000	0-0	.000	0	2	2	2.7	1	1	1	0	0	11	11.1	
VMI	12/21/2019	*	27:43	2-7	.286	0-2	.000	1-3	.333	0	2	2	2.7	0	2	1	0	0	5	10.6	
UMES	12/29/2019	*	25:05	1-10	.100	0-5	.000	3-3	1.000	1	0	1	2.5	0	2	1	0	0	5	10.2	
at Virginia	01/04/2020	*	22:14	1-9	.111	0-1	.000	0-0	.000	0	2	2	2.5	2	0	0	0	1	2	9.6	
at Syracuse	01/07/2020	*	22:55	2-6	.333	2-6	.333	0-2	.000	1	2	3	2.5	3	1	2	0	0	6	9.3	
NC State	01/11/2020	*	21:18	1-6	.167	1-1	1.000	2-3	.667	0	4	4	2.6	2	2	0	0	0	5	9.1	
at Wake Forest	01/14/2020		17:58	2-3	.667	1-2	.500	5-6	.833	0	2	2	2.6	2	0	0	0	1	10	9.1	
Syracuse	01/18/2020		28:32	6-7	.857	5-6	.833	0-0	.000	0	3	3	2.6	1	4	0	0	0	17	9.6	
North Carolina	01/22/2020		33:47	4-11	.364	3-9	.333	0-0	.000	0	2	2	2.6	0	3	0	0	0	11	9.6	
at Boston College	01/25/2020		23:07	4-9	.444	2-4	.500	0-1	.000	0	3	3	2.6	3	0	1	1	0	10	9.7	
at Miami (FL)	01/28/2020	*	17:51	3-4	.750	1-2	.500	0-0	.000	0	2	2	2.6	2	0	0	0	1	7	9.5	
Florida St.	02/01/2020	*	21:56	2-6	.333	1-4	.250	2-2	1.000	0	0	0	2.5	3	1	1	0	0	7	9.4	
at Georgia Tech	02/04/2020	*	30:03	2-5	.400	1-4	.250	0-0	.000	1	1	2	2.4	3	2	1	0	0	5	9.2	
Boston College	02/08/2020	*	37:12	5-16	.313	3-10	.300	3-3	1.000	0	5	5	2.5	5	2	0	0	0	16	9.5	
Pittsburgh	02/15/2020	*	29:43	3-6	.500	1-4	.250	0-0	.000	0	1	1	2.5	2	4	3	0	0	7	9.4	
Miami (FL)	02/19/2020	*	29:03	4-8	.500	1-3	.333	0-0	.000	0	3	3	2.5	1	0	0	0	1	9	9.4	
at Duke	02/22/2020	*	20:46	3-8	.375	1-3	.333	2-3	.667	0	1	1	2.4	4	1	1	0	0	9	9.4	
Virginia	02/26/2020	*	23:35	1-5	.200	0-1	.000	0-0	.000	0	1	1	2.4	2	1	0	1	0	2	9.1	
at Louisville	03/01/2020	*	27:06	4-7	.571	4-5	.800	0-0	.000	0	3	3	2.4	2	1	2	0	1	12	9.2	
Clemson	03/04/2020	*	19:32	1-3	.333	1-2	.500	0-0	.000	0	3	3	2.4	3	2	2	0	0	3	9.0	
at Notre Dame	03/07/2020	*	21:29	2-5	.400	1-2	.500	4-4	1.000	0	1	1	2.4	3	1	2	0	1	9	9.0	
Totals			26	816:47	92-231	.398	49-124	.395	46-61	.754	6	68	74	2.4	51	46	26	6	11	279	9.0

CAREER STATS

SEASON	TEAM	GP-GS	MIN	AVG	FG-FGA	FG%	3FG-FGA	3FG%	FT-FTA	FT%	OFF	DEF	TOT	AVG	PF	FO	AST	TO	BLK	STL	PTS	AVG
2019-20	Hokies	31-26	817:26.3		92-231	.398	49-124	.395	46-61	.754	6	68	74	2.4	51	46	26	6	11	279	9.0	
TOTAL		31-26	817:26.3		92-231	.398	49-124	.395	46-61	.754	6	68	74	2.4	51	46	26	6	11	279	9.0	



JONATHAN KABONGO (kuh-BONGO)

Sophomore | 6-4 | 195
G | Toronto, Canada

High School
Thornlea Secondary

Major: Creative Writing

10

AT THE RIM

- Has yet to see action.
- Played in 21 games in 2018-19.
- Hit a 3-pointer, pulled down two rebounds and swatted a shot against Miami (Fla) in the second round of the ACC Tournament.
- Tied a career high and scored an ACC-high six points at Pitt, while collecting ACC highs in three categories—two rebounds, one assist and a steal in his second-most minutes of the season with 13.
- Scored his first points in ACC action, coming off the bench in the final minute and making a layup versus Syracuse.
- Played in his first league game against Wake Forest .
- Scored his first points as a Hokie against Central Connecticut State, nailing a 3-pointer.
- Played in the season opener against Gardner-Webb, earning his first assist.

CAREER HIGHS

Statistic	Value
Points	6 at Pittsburgh 02/16/19, vs UMES 12/28/18
Rebounds	2 at Pittsburgh 02/16/19, vs Northeastern 11/16/18, vs Miami (FL) 03/13/19
Assists	1 4 times
Steals	1 at Notre Dame 02/23/19, at Pittsburgh 02/16/19, vs South Carolina St. 12/09/18
Blocks	1 vs Miami (FL) 03/13/19
FG Made	2 at Pittsburgh 02/16/19, vs UMES 12/28/18
FG Attempts	5 vs UMES 12/28/18
3FG Made	2 at Pittsburgh 02/16/19
3FG Attempts	4 vs Central Conn. St. 12/01/18, vs UMES 12/28/18
FT Made	1 vs Virginia 02/18/19, vs UMES 12/28/18
FT Attempts	2 vs UMES 12/28/18

GAME-BY-GAME STATS

CAREER STATS

SEASON	TEAM	GP-GS	MIN	AVG	FG-FGA	FG%	3FG-FGA	3FG%	FT-FTA	FT%	OFF	DEF	TOT	AVG	PF	FO	AST	TO	BLK	STL	PTS	AVG
2018-19	Hokies	21-0	102/4.8		11-28	.393	7-22	.318	2-4	.500	0	12	12	0.6	10-0	4	4	1	3	31	1.5	
TOTAL		21-0	102/4.8		11-28	.393	7-22	.318	2-4	.500	0	12	12	0.6	10-0	4	4	1	3	31	1.5	





BRENDAN PALMER

Sophomore | 6-4 | 195
G | Winston-Salem, N.C.

High School
Forsyth Country Day

Major: Public Health

11

2018-19 ACC Academic Honor Roll

AT THE RIM

- Has played in two games.
- Scored the first basket of his career versus Maryland Eastern Shore (12/29), making a contested layup and finishing with a career-high three rebounds.
- Came in off the bench in the final two minutes against Coppin State (11/8) in the home opener, earning his first career rebound and a steal.
- Appeared in four games in the 2018-19 season.
- Played in his first ACC game against Miami (Fla.).
- Appeared versus Central Connecticut State.
- Came in against St. Francis (Pa.).
- College debut was versus Northeastern.
- Member of the National Honor Society.
- Lettered previous season at Calvary Day School, where he also ran track.

CAREER HIGHS

Statistic	Value
Points	2 vs UMES 12/29/19
Rebounds	3 vs UMES 12/29/19
Steals	1 vs Coppin St. 11/08/19
FG Made	1 vs UMES 12/29/19
FG Attempts	2 vs Coppin St. 11/08/19, vs UMES 12/29/19
3FG Attempts	2 vs Coppin St. 11/08/19

GAME-BY-GAME STATS

Opponent	Date	GS	MIN	Total FG-FGA	PCT	3-Pointers 3FG-FGA	PCT	Free throws FT-FTA	PCT	Rebounds OFF DEF TOT	PF	A	T/O	BLK	STL	PTS	PTS AVG		
Coppin St.	11/08/2019	02:09	0-2	.000	0-2	.000	0-0	.000	0	1	1	1.0	0	0	0	1	0	0.0	
UMES	12/29/2019	06:19	1-2	.500	0-1	.000	0-0	.000	1	2	3	2.0	0	0	1	0	2	1.0	
Clemson	03/04/2020	01:53	0-0	.000	0-0	.000	0-0	.000	0	0	0	1.3	0	0	1	0	0	0.7	
Totals		0	10:21	1-4	.250	0-3	.000	0-0	.000	1	3	4	1.3	0	0	2	0	2	0.7

CAREER STATS

SEASON	TEAM	GP-GS	MIN	AVG	Field Goals FG-FGA	FG%	3-Point 3FG-FGA	3FG%	F-Throws FT-FTA	FT%	Rebounds OFF DEF TOT	PF	A	T/O	BLK	STL	PTS	PTS AVG		
2018-19	Hokies	4-0	3/0.7	0-0	.000	0-0	.000	0-0	.000	0	0	0	0.0	0-0	0	0	0	0	0.0	
2019-20	Hokies	3-0	10/3.5	1-4	.250	0-3	.000	0-0	.000	1	3	4	1.3	0-0	0	2	0	1	2	0.7
TOTAL		7-0	13/1.9	1-4	.250	0-3	.000	0-0	.000	1	3	4	0.6	0-0	0	2	0	1	2	0.3



P.J. HORNE

Junior | 6-6 | 225
F | Tifton, Ga.

High School
Tift County

Major: Sociology

14

2018-19 ACC Academic Honor Roll

AT THE RIM

- Has played in all 31 games, drawing 29 starts.
- Led Tech in scoring for the second straight game, totaling 14 points thanks to four 3s & seven rebounds at Notre Dame (3/7).
- Dropped the second-most points of his career (17) vs. Clemson (3/4), while tallying three boards & a career-high five steals.
- Recorded five points, two rebounds, one block and tied a season-high two steals at No. 11/10 Louisville (3/1).
- Played the best game of his career at Pitt (2/15), recording a career-high 18 points thanks to career-best four 3-pointers.
- After making one 3 last year (29 Gs), had his nine-game streak of making at least one this season snapped vs. Chat. (12/11).
- Played in 29 games last season, starting four contests.

CAREER HIGHS

Statistic	Value
Points	18 vs Pittsburgh 02/15/20
Rebounds	7 4 times
Assists	3 vs Saint Francis (PA) 11/24/18
Steals	5 vs Clemson 03/04/20
Blocks	2 7 times
FG Made	6 6 times
FG Attempts	13 vs Duke 12/06/19
3FG Made	4 at Notre Dame 03/07/20, vs Clemson 03/04/20, vs Pittsburgh 02/15/20
3FG Attempts	9 at Virginia 01/04/20
FT Made	4 vs Iowa 11/28/17, vs N.C. A&T 12/28/17, vs Clemson 02/21/18
FT Attempts	7 vs Miami (FL) 02/03/18

GAME-BY-GAME STATS

Opponent	Date	GS	MIN	Total FG-FGA	PCT	3-Pointers 3FG-FGA	PCT	Free throws FT-FTA	PCT	Rebounds OFF DEF TOT	PF	A	T/O	BLK	STL	PTS	PTS AVG				
at Clemson	11/05/2019	*	35:41	3-7	.429	1-4	.250	1-1	1.000	0	7	7	7.0	1	2	1	0	8	8.0		
Coppin St.	11/08/2019	*	22:36	3-5	.600	3-4	.750	0-0	.000	1	2	3	5.0	1	2	1	0	1	9	8.5	
USC Upstate	11/13/2019	*	25:00	4-7	.571	1-2	.500	0-0	.000	0	4	4	4.7	3	0	1	1	0	9	8.7	
Lehigh	11/16/2019	*	25:50	6-8	.750	2-4	.500	0-0	.000	4	1	5	4.8	1	0	2	0	0	14	10.0	
Delaware St.	11/20/2019	*	15:21	3-6	.500	1-3	.333	0-0	.000	1	1	2	2	1	3	0	0	7	9.4		
vs Michigan St.	11/25/2019	*	29:40	5-6	.833	2-2	1.000	0-1	.000	4	3	7	4.7	3	1	1	1	0	12	9.8	
vs Dayton	11/26/2019	*	28:03	3-4	.750	1-2	.500	0-0	.000	1	2	3	4.4	2	1	1	2	1	7	9.4	
vs BYU	11/27/2019	*	31:23	5-6	.833	3-4	.750	0-0	.000	0	4	4	4.4	1	1	1	1	0	13	9.9	
Duke	12/06/2019	*	33:36	6-13	.462	3-8	.375	0-0	.000	0	6	6	4.6	1	0	1	2	0	15	10.4	
Chattanooga	12/11/2019	*	32:17	1-6	.167	0-3	.000	0-0	.000	2	3	5	4.6	1	0	0	1	2	2	9.6	
Gardner-Webb	12/15/2019	*	18:59	1-4	.250	1-3	.333	0-0	.000	0	5	5	4.6	4	0	2	0	1	3	9.0	
VMI	12/21/2019	*	26:43	3-8	.375	0-4	.000	0-0	.000	1	3	4	4.6	1	0	1	0	2	6	8.8	
UMES	12/29/2019	*	18:39	3-3	1.000	1-1	1.000	0-0	.000	1	4	5	4.6	0	0	0	0	0	7	8.6	
at Virginia	01/04/2020	*	32:03	2-12	.167	0-9	.000	0-0	.000	1	4	5	4.6	3	0	1	0	0	4	8.3	
at Syracuse	01/07/2020	*	23:28	5-8	.625	0-3	.000	2-2	1.000	1	1	2	4.5	3	0	1	0	1	12	8.5	
NC State	01/11/2020	*	31:44	1-3	.333	1-2	.500	0-0	.000	1	5	6	4.6	4	0	1	0	1	3	8.2	
at Wake Forest	01/14/2020	*	23:11	3-5	.600	1-3	.333	0-0	.000	0	5	5	4.6	2	0	2	0	2	7	8.1	
Syracuse	01/18/2020	*	27:19	3-5	.600	1-2	.500	2-5	.400	0	5	5	4.6	0	0	0	0	0	9	8.2	
North Carolina	01/22/2020	*	42:22	1-5	.200	0-4	.250	3-4	.750	0	5	5	4.6	4	0	2	1	1	6	8.1	
at Boston College	01/25/2020	*	35:34	1-6	.167	1-4	.250	0-0	.000	0	6	6	4.7	2	1	1	0	2	3	7.8	
at Miami (FL)	01/28/2020	*	36:39	2-7	.286	2-3	.667	0-0	.000	1	3	4	4.7	2	1	1	2	1	6	7.7	
Florida St.	02/01/2020	*	26:21	0-6	.000	0-6	.000	0-0	.000	0	3	3	4.6	0	0	0	2	0	0	7.4	
at Georgia Tech	02/04/2020	*	26:33	2-4	.500	1-2	.500	0-2	.000	0	3	3	4.5	3	0	1	1	0	5	7.3	
Boston College	02/08/2020	*	32:38	1-2	.500	0-1	.000	2-3	.667	1	3	4	4.5	4	0	1	0	0	4	7.1	
Pittsburgh	02/15/2020	*	25:52	6-9	.667	4-6	.667	2-2	1.000	0	1	1	4.4	2	1	0	1	0	18	7.6	
Miami (FL)	02/19/2020	*	29:36	1-4	.250	0-3	.000	0-0	.000	0	4	4	4.3	5	0	1	0	0	2	7.3	
at Duke	02/22/2020	*	17:39	0-3	.000	0-1	.000	0-0	.000	0	2	2	4.3	2	0	1	1	0	1	7.1	
Virginia	02/26/2020	*	30:48	3-8	.375	3-8	.375	0-0	.000	0	2	2	4.2	3	0	0	1	0	9	7.1	
at Louisville	03/01/2020	*	22:54	2-9	.222	1-7	.143	0-0	.000	0	2	2	4.1	3	0	0	1	2	5	7.1	
Clemson	03/04/2020	*	30:27	6-10	.600	4-7	.571	1-2	.500	1	2	3	4.1	1	0	0	0	0	5	17.4	
at Notre Dame	03/07/2020	*	31:38	5-9	.556	4-8	.500	0-0	.000	1	6	7	4.2	3	0	1	0	0	14	7.6	
Totals			29	870:33	90-198	.455	43-123	.350	13-22	.591	22	107	129	4.2	67	11	28	20	23	236	7.6

CAREER STATS

SEASON	TEAM	GP-GS	MIN	AVG	Field Goals FG-FGA	FG%	3-Point 3FG-FGA	3FG%	F-Throws FT-FTA	FT%	Rebounds OFF DEF TOT	PF	A	T/O	BLK	STL	PTS	PTS AVG		
2017-18	Hokies	28-1	327/11.7	49-83	.590	2-6	.333	28-42	.667	31	36	67	2.4	40-2	2	18	7	4	128	4.6
2018-19	Hokies	29-4	379/13.1	42-74	.568	1-8	.125	12-16	.750	32	33	65	2.2	49-0	10	26	8	5	97	3.3
2019-20	Hokies	31-29	871/28.1	90-198	.455	43-123	.350	13-22	.591	22	107	129	4.2	67-1	11	28	20	23	236	7.6
TOTAL		88-34	1576/17.9	181-355	.510	46-137	.336	53-80	.663	85	176	261	3.0	156-3	23	72	35	32	461	5.2





JALEN CONE

Freshman | 5-10 | 170
G | Walkertown, N.C.

High School
Walkertown

Major: Undecided

15

AT THE RIM

- Has played in all 31 games, drawing three starts.
- Makes 2.20 triples per game in ACC play, which is sixth.
- Held scoreless for the first time since Jan. 28, but collected a rebound, two assists and two steals at Notre Dame (3/7).
- Registered six points and an assist versus Clemson (3/4).
- Posted a team-high 15 points off of five 3-pointers, one rebound and an assist at No. 11/10 Louisville (3/1).
- Recorded eight points, including two 3-pointers, and one rebound against [RV/RV] Virginia (2/26).
- Had a career-high 20 points versus Miami (Fla.) (2/19).
- Reclassified from the 2020 class and graduated from high school this past summer a year early.
- Ranked 53rd in the ESPN 100 rankings for the Class of 2020.
- Has a daughter named Ivy Faithe Cone.

CAREER HIGHS

Statistic	Value	
Points	20	vs Miami (FL) 02/19/20
Rebounds	7	vs North Carolina 01/22/20
Assists	4	vs Lehigh 11/16/19
Steals	2	at Notre Dame 03/07/20
Blocks	1	vs North Carolina 01/22/20
FG Made	6	vs North Carolina 01/22/20
FG Attempts	14	vs Miami (FL) 02/19/20
3FG Made	6	vs North Carolina 01/22/20
3FG Attempts	11	vs North Carolina 01/22/20
FT Made	7	at Georgia Tech 02/04/20
FT Attempts	7	vs Miami (FL) 02/19/20, at Georgia Tech 02/04/20

GAME-BY-GAME STATS

Opponent	Date	GS	MIN	Total			3-Pointers			Free throws			Rebounds			PF	A	T/O	BLK	STL	PTS	AVG
				FG-FGA	PCT	3FG-3FGA	PCT	FT-FTA	PCT	OFF	DEF	TOT	AVG									
at Clemson	11/05/2019	08:16	1-2	.500	1-1	1.000	0-0	.000	0	1	1.0	0	0	0	0	0	0	0	0	3	3.0	
Coppin St.	11/08/2019	15:45	2-7	.286	1-4	.250	0-0	.000	0	1	1.0	2	0	3	0	0	0	0	0	5	4.0	
USC Upstate	11/13/2019	14:16	4-5	.800	3-3	1.000	0-0	.000	0	1	1.0	3	0	1	0	0	0	0	0	11	6.3	
Lehigh	11/16/2019	14:46	3-5	.600	2-4	.500	0-0	.000	0	1	1.0	2	4	1	0	0	0	0	0	8	6.8	
Delaware St.	11/20/2019	17:55	5-8	.625	5-7	.714	2-2	1.000	1	0	1.0	1	1	2	0	0	1	17	8.8			
vs Michigan St.	11/25/2019	09:17	1-1	1.000	0-0	.000	0-1	.000	0	2	2.0	3	0	2	0	0	0	0	0	2	3.7	
vs Dayton	11/26/2019	07:20	0-1	.000	0-0	.000	0-0	.000	0	0	0.0	2	0	1	0	0	0	0	0	0	6.6	
vs BYU	11/27/2019	05:53	0-3	.000	0-2	.000	2-2	1.000	0	0	0.0	1	0	0	0	0	0	0	0	2	6.0	
Duke	12/06/2019	04:57	1-3	.333	0-0	.000	0-0	.000	0	0	0.0	0	0	0	0	0	0	0	0	2	5.6	
Chattanooga	12/11/2019	14:26	1-3	.333	1-1	1.000	0-0	.000	0	1	1.0	1	0	1	0	0	0	0	0	3	5.3	
Gardner-Webb	12/15/2019	15:42	2-6	.333	1-5	.200	1-1	1.000	0	1	1.0	0	1	0	0	0	0	0	0	6	5.4	
VMI	12/21/2019	12:38	2-6	.333	2-3	.667	3-3	1.000	0	1	1.0	1	0	0	0	0	0	0	0	9	5.7	
UMES	12/29/2019	25:11	4-7	.571	3-4	.750	0-0	.000	0	4	4.0	2	1	0	0	0	0	0	0	11	6.1	
at Virginia	01/04/2020	09:30	0-3	.000	0-2	.000	0-0	.000	0	1	1.0	2	0	2	0	0	0	0	0	0	5.6	
at Syracuse	01/07/2020	18:46	5-7	.714	5-7	.714	4-4	1.000	0	1	1.0	1	1	1	0	0	0	0	0	19	6.5	
NC State	01/11/2020	21:13	3-8	.375	2-4	.500	2-2	1.000	0	1	1.0	2	0	0	0	0	0	0	0	10	6.8	
at Wake Forest	01/14/2020	22:14	5-8	.625	4-6	.667	1-2	.500	0	0	0.0	0	0	0	0	0	0	0	0	15	7.2	
Syracuse	01/18/2020	* 32:08	5-11	.455	4-8	.500	0-0	.000	0	0	0.0	2	1	1	0	0	0	0	0	14	7.6	
North Carolina	01/22/2020	* 35:15	6-13	.462	6-11	.545	0-0	.000	1	6	7.0	3	2	2	1	0	0	0	0	18	8.2	
at Boston College	01/25/2020	* 22:48	2-5	.400	2-4	.500	0-0	.000	0	0	0.0	4	1	3	0	0	0	0	0	6	8.1	
at Miami (FL)	01/28/2020	14:33	0-2	.000	0-2	.000	0-0	.000	0	2	2.0	3	0	1	0	0	0	0	0	0	7.7	
Florida St.	02/01/2020	12:22	1-3	.333	1-2	.500	0-0	.000	0	1	1.0	2	0	0	0	0	0	0	0	3	7.5	
at Georgia Tech	02/04/2020	24:28	0-3	.000	0-2	.000	7-7	1.000	0	0	0.0	1	1	1	0	0	0	0	0	7	7.4	
Boston College	02/08/2020	15:22	3-4	.750	0-1	.000	0-0	.000	1	0	0.0	1	1	2	0	0	0	0	0	6	7.4	
Pittsburgh	02/15/2020	18:54	4-6	.667	4-5	.800	0-0	.000	0	1	1.0	2	0	1	0	0	0	0	0	12	7.6	
Miami (FL)	02/19/2020	23:28	2-4	.500	0-0	.000	2-2	1.000	0	1	1.0	2	0	2	0	0	0	0	0	4	7.7	
at Duke	02/22/2020	35:51	3-4	.750	4-9	.444	6-7	.857	0	0	0.0	1	2	2	1	0	0	0	0	20	8.0	
at Florida	02/22/2020	22:56	2-9	.222	2-7	.286	0-0	.000	0	2	2.0	1	1	1	0	0	0	0	0	6	8.0	
Virginia	02/26/2020	17:38	3-6	.500	2-5	.400	0-0	.000	1	0	1.0	1	0	1	0	0	0	0	0	8	8.0	
at Louisville	03/01/2020	27:31	5-12	.417	5-10	.500	0-1	.000	0	1	1.0	1	1	2	0	0	0	0	0	15	8.2	
Clemson	03/04/2020	25:01	2-6	.333	2-6	.333	0-0	.000	0	1	1.0	1	1	1	0	0	0	0	0	6	8.1	
at Notre Dame	03/07/2020	21:06	0-8	.000	0-7	.000	0-0	.000	0	1	1.0	1	2	1	0	0	0	0	0	2	7.9	
Totals			3	563:59	77-185	.416	62-132	.470	28-32	.875	4	31	35	1.1	43	21	30	1	5	244	7.9	

CAREER STATS

SEASON	TEAM	GP-GS	MIN	AVG	Field Goals	3-Point	F-Throws	Rebounds	PF	A	T/O	BLK	STL	PTS	AVG					
					FG-FGA	3FG-3FGA	FT-FTA	OFF	DEF	TOT	AVG	PF	AST	BLK	STL					
2019-20	Hokies	31-3	564/18.2		77-185	.416	62-132	.470	28-32	.875	4	31	35	1.1	43-21-30	1	5	244	7.9	
TOTAL		31-3	564/18.2		77-185	.416	62-132	.470	28-32	.875	4	31	35	1.1	43-0-21	30	1	5	244	7.9



JOHN OJIAKO (OH-gee-ah-co)

Freshman | 6-10 | 240
F | Lagos, Nigeria

High School
Admiral Farragut

Major: Undecided

21

AT THE RIM

- Has played in 30 games.
- Played for a minute at Notre Dame (3/7).
- Pulled down a rebound versus Clemson (3/4).
- In his second straight start, recorded two points, three rebounds and an assist at No. 11/0 Louisville (3/1).
- Earned the first start of his career against [RV/RV] Virginia (2/26), logging two points, three rebounds and a block.
- Played a career-high 23 minutes and swatted a career-best five blocks and had six rebounds & six points vs. Miami (2/19).
- Originally from Nigeria, played his high school basketball first in Kentucky and last year in St. Petersburg, Florida.
- Rated as No. 25 center in the nation and No. 10 player in Florida by ESPN.
- Three-star prospect on 247 Sports and Rivals.com.
- Hopes to become a medical doctor.

CAREER HIGHS

Statistic	Value	
Points	15	vs UMES 12/29/19
Rebounds	9	vs Pittsburgh 02/15/20, vs Gardner-Webb 12/15/19
Assists	1	at Louisville 03/01/20, vs VMI 12/21/19
Steals	2	vs USC Upstate 11/13/19
Blocks	5	vs Miami (FL) 02/19/20
FG Made	5	vs UMES 12/29/19
FG Attempts	10	vs UMES 12/29/19
FT Made	5	vs UMES 12/29/19
FT Attempts	6	vs UMES 12/29/19

GAME-BY-GAME STATS

Opponent	Date	GS	MIN	Total			3-Pointers			Free throws			Rebounds			PF	A	T/O	BLK	STL	PTS	AVG
				FG-FGA	PCT	3FG-3FGA	PCT	FT-FTA	PCT	OFF	DEF	TOT	AVG									
at Clemson	11/05/2019	04:19	0-0	.000	0-0	.000	0-0	.000	0	1	1.0	0	0	0	0	0	0	0	0	0	0.0	
Coppin St.	11/08/2019	14:42	2-4	.500	0-0	.000	2-2	1.000	1	1	2.0	2	0	1	0	0	0	0	0	6	3.0	
USC Upstate	11/13/2019	15:00	2-2	1.000	0-0	.000	0-0	.000	0	1	1.0	3	0	0	0	0	0	0	0	2	4.3	
Lehigh	11/16/2019	13:02	0-1	.000	0-0	.000	0-0	.000	0	2	2.0	2	0	0	0	0	0	0	0	0	2.5	
Delaware St.	11/20/2019	20:09	3-6	.500	0-0	.000	3-5	.600	3	4	7.0	4	0	2	1	0	0	0	9	3.8		
vs Michigan St.	11/25/2019	10:06	1-1	1.000	0-0	.000	0-0	.000	1	1	2.0	0	0	0	0	0	0	0	0	2	3.5	
vs Dayton	11/26/2019	11:57	2-3	.667	0-0	.000	0-2	.000	0	1	1.0	2	0	0	0	0	0	0	0	4	3.6	
vs BYU	11/27/2019	04:56	1-2	.500	0-0	.000	0-0	.000	1	1	2.5	2	0	1	0	0	0	0	0	2	3.4	
Duke	12/06/2019	06:24	1-2	.500	0-0	.000	0-0	.000	0	0	0.0	2	2	0	0	0	0	0	0	2	3.2	
Chattanooga	12/11/2019	04:56	1-2	.500	0-0	.000	0-0	.000	0	0	0.0	1	1	2.0	0	0	0	0	0	2	3.1	
Gardner-Webb	12/15/2019	21:01	1-2	.500	0-0																	



TYRECE RADFORD (TIE-reese)

Redshirt Freshman | 6-1 | 205
Baton Rouge, La.

High School
Cushing Academy

Major: University Studies

23

AT THE RIM

- Has played in all 31 games, drawing 28 starts.
- One of two ACC players to average more than 10 points, six rebounds and shoot over 60 percent (NCSU's DJ Funderburk).
- Ranks 14th in the ACC in offensive rebounds per game with a 2.23 average. He has 69 on the year.
- Owned eight points, seven rebounds and two steals at Notre Dame (3/7).
- Totaled 16 points on 7-of-8 shooting, six rebounds and four assists versus Clemson (3/4).
- Redshirted last year after being a four-year starter in the state of Louisiana during prep days.
- All-State at McKinley as a senior, averaging 22 points and six rebounds as a senior, leading Panthers to state semifinals.

CAREER HIGHS

Statistic	Value
Points	26 vs Miami (FL) 02/19/20
Rebounds	13 at Wake Forest 01/14/20
Assists	5 vs UME5 12/29/19, vs Syracuse 01/18/20
Steals	4 at Wake Forest 01/14/20
Blocks	2 vs Coppin St. 11/08/19, vs NC State 01/11/20
FG Made	10 vs Miami (FL) 02/19/20, at Miami (FL) 01/28/20
FG Attempts	21 vs Miami (FL) 02/19/20
3FG Made	1 vs Gardner-Webb 12/15/19
3FG Attempts	2 vs Lehigh 11/16/19, vs Gardner-Webb 12/15/19
FT Made	7 at Wake Forest 01/14/20
FT Attempts	12 at Wake Forest 01/14/20

GAME-BY-GAME STATS

Opponent	Date	GS	MIN	Total		3-Pointers		Free throws		Rebounds		PF	A	T/O	BLK	STL	PTS	AVG			
				FG-FGA	PCT	3FG-FGA	PCT	FT-FTA	PCT	OFF	DEF								TOT	AVG	
at Clemson	11/05/2019	12:31	12	12	500	0-0	0.000	2-2	1.000	1	3	4	4.0	1	0	0	0	4	4.0		
Coppin St.	11/08/2019	20:36	5-7	7:14	0-1	0.000	0-1	0.000	1	7	8	6.0	2	1	0	2	0	10	7.0		
USC Upstate	11/13/2019	* 18:59	3-4	7:50	0-0	0.000	0-0	0.000	2	2	4	5.3	1	1	1	1	2	6	6.7		
Lehigh	11/16/2019	* 29:03	4-6	6:67	0-2	0.000	0-0	0.000	6	5	11	6.8	1	2	0	0	1	8	7.0		
Delaware St.	11/20/2019	* 20:04	3-4	7:50	0-0	0.000	3-4	.750	3	5	8	7.0	2	2	1	0	1	9	7.4		
vs Michigan St.	11/25/2019	* 09:47	0-0	0:00	0-0	0.000	0-0	0.000	1	0	1	6.0	1	0	0	0	1	0	6.2		
vs Dayton	11/26/2019	* 20:12	2-3	6:67	0-1	0.000	2-2	1.000	1	1	2	5.4	3	1	1	0	1	6	6.1		
vs BYU	11/29/2019	* 19:51	4-5	8:00	0-0	0.000	1-2	.500	2	0	2	5.0	1	1	0	0	0	9	6.5		
Duke	12/06/2019	* 24:29	6-7	8:57	0-0	0.000	0-0	0.000	3	4	7	5.2	1	0	0	0	0	12	7.1		
Chattanooga	12/11/2019	* 33:37	3-6	5:00	0-0	0.000	2-4	.500	4	3	7	5.4	3	1	0	0	2	8	7.2		
Gardner-Webb	12/15/2019	* 26:35	4-7	5:71	1-2	.500	1-2	.500	2	8	10	5.8	1	0	1	0	1	10	7.5		
VMI	12/21/2019	* 26:21	3-9	3:33	0-1	0.000	1-2	.500	7	3	10	6.2	0	4	0	1	1	7	7.4		
UMES	12/29/2019	* 18:00	5-8	6:25	0-1	0.000	3-4	.750	1	1	2	5.8	0	5	0	0	2	13	7.8		
at Virginia	01/04/2020	* 26:42	2-2	1:00	0-0	0.000	4-6	.667	1	2	3	5.6	0	0	1	0	2	8	7.9		
at Syracuse	01/07/2020	* 24:32	2-2	1:00	0-0	0.000	3-4	.750	1	8	9	5.9	4	2	1	0	0	7	7.8		
NC State	01/13/2020	* 36:10	8-11	7:27	0-0	0.000	2-2	1.000	2	7	9	6.5	1	1	0	2	0	18	8.4		
at Wake Forest	01/14/2020	* 34:33	7-9	7:78	0-0	0.000	7-12	.583	2	11	13	6.5	2	1	0	0	4	21	9.2		
Syracuse	01/18/2020	* 24:17	0-4	0:00	0-0	0.000	2-2	1.000	2	4	6	6.4	2	5	0	0	0	2	8.8		
North Carolina	01/22/2020	* 20:50	1-3	3:33	0-0	0.000	0-0	.000	1	2	3	6.3	0	0	1	0	2	8.4			
at Boston College	01/25/2020	18:08	3-4	7:50	0-0	0.000	1-2	.500	5	4	9	6.4	1	0	2	0	0	7	8.4		
at Miami (FL)	01/28/2020	* 27:08	10-13	7:69	0-0	0.000	4-5	.800	3	5	8	6.5	4	1	1	0	3	24	9.1		
Florida St.	02/01/2020	* 29:53	8-10	8:00	0-1	0.000	2-2	1.000	2	4	6	6.5	3	1	2	0	1	18	9.5		
at Georgia Tech	02/04/2020	* 26:18	5-9	5:56	0-0	0.000	2-4	.500	1	2	3	6.3	1	1	1	0	0	12	9.6		
Boston College	02/08/2020	* 37:19	5-11	4:55	0-0	0.000	0-1	.000	2	2	4	6.2	3	4	1	1	2	10	9.6		
Pittsburgh	02/15/2020	* 36:28	3-5	6:00	0-1	0.000	2-2	1.000	1	2	3	6.1	2	4	2	1	1	8	9.6		
Miami (FL)	02/19/2020	* 50:43	10-21	4:76	0-0	0.000	6-6	1.000	5	5	10	6.2	4	2	1	1	3	26	10.2		
at Duke	02/22/2020	* 31:54	7-15	4:67	0-1	0.000	2-2	1.000	2	7	9	6.3	0	1	4	3	0	16	10.4		
Virginia	02/26/2020	* 34:28	4-8	5:00	0-0	0.000	0-1	.000	1	3	4	6.3	0	2	1	0	1	8	10.3		
at Louisville	03/01/2020	* 32:50	3-5	6:00	0-1	0.000	2-2	1.000	2	7	9	6.3	0	3	1	0	0	8	10.2		
Clemson	03/04/2020	* 29:34	7-8	8:56	0-0	0.000	2-5	.400	1	5	6	6.3	1	4	2	0	0	16	10.4		
at Notre Dame	03/07/2020	* 30:26	4-9	5:00	0-0	0.000	0-0	.000	1	6	7	6.4	0	0	1	0	2	8	10.4		
Totals			28	826:18	132-216	.611	1-12	.083	56-81	.691	69	128	197	6.4	46	53	25	10	31	321	10.4

CAREER STATS

SEASON	TEAM	GP-GS	MIN	Field Goals		3-Point		F-Throws		Rebounds		Scoring								
				FG-FGA	FG%	3FG-FGA	3FG%	FT-FTA	FT%	OFF	DEF	TOT	AVG	PP-F	AST	T/O	BLK	STL	PTS	AVG
2019-20	Hokies	31-28	826/26.7	132-216	.611	1-12	.083	56-81	.691	69	128	197	6.4	46	53	25	10	31	321	10.4
TOTAL		31-28	826/26.7	132-216	.611	1-12	.083	56-81	.691	69	128	197	6.4	46	53	25	10	31	321	10.4



BRANDEN JOHNSON

Graduate Student | 6-8 | 230
F | Garfield Heights, Ohio

High School / Last School
Garfield Heights / Alabama State

Major: Curriculum and Instruction

24

AT THE RIM

- Has played in 10 games.
- Played in two minutes on senior day versus Clemson (3/4).
- Logged two minutes at No. 6/6 Duke (2/22).
- At Georgia Tech (2/4), scored his first points with the Hokies with four and pulled down a career-high five rebounds.
- Played a career-high seven minutes and had a rebound and a steal at Wake Forest (1/14).
- Grabbed a career-best two rebounds in a career-high seven minutes of action versus Maryland Eastern Shore (12/29).
- Came in for the first half for two minutes against VMI (12/21).
- Took his first shot of the season versus Gardner-Webb (12/15), a contested layup on the right block.
- Earned his first block as a Hokie versus Lehigh (11/16).
- Came in off the bench and played five minutes against Coppin State (11/8) in the home opener, grabbing a rebound.
- A grad transfer from Alabama State that played in 66 games with 46 starts.
- Averaged four points and four rebounds a game in 2018-19.
- Scored in double-figures in three games last season, including a double-double (11 points, 13 rebounds) against Birmingham-Southern.
- 2018-19 Preseason All-SWAC second team pick.

CAREER HIGHS

Statistic	Value
Points	16 at Prairie View 02/24/18
Rebounds	17 at Prairie View 02/24/18
Assists	1 11 times
Steals	2 at Iowa 11/12/17, at South Dakota St. 11/14/17, at Jacksonville St. 11/30/17
Blocks	6 vs Jackson St. 03/01/18
FG Made	7 at Jackson View 02/24/18
FG Attempts	9 at Texas Southern 02/26/18
3FG Attempts	1 at Ark.-Pine Bluff 02/05/18, vs Fort Valley St. 12/29/16
FT Made	6 at Alabama A&M 02/10/18
FT Attempts	12 vs Birmingham-So. 11/14/18

GAME-BY-GAME STATS

Opponent	Date	GS	MIN	Total		3-Pointers		Free throws		Rebounds		PF	A	T/O	BLK	STL	PTS	AVG	
				FG-FGA	PCT	3FG-FGA	PCT	FT-FTA	PCT	OFF	DEF								TOT
Coppin St.	11/08/2019	04:51	0-0	.000	0-0	.000	0-0	.000	0	1	1	1.0	0	0	0	0	0	0.0	
Lehigh	11/16/2019	04:29	0-0	.000	0-0	.000	0-0	.000	0	1	1	1.0	0	0	0	0	0	0.0	
Delaware St.	11/29/2019	04:42	0-0	.000	0-0	.000	0-0	.000	0	0	0	0.7	1	0	0	0	0	0.0	
Gardner-Webb	12/15/2019	03:32	0-1	.000	0-0	.000	0-0	.000	1	0	1	0.8	0	0	0	0	0	0.0	
VMI	12/21/2019	01:38	0-0	.000	0-0	.000	0-0	.000	0	0	0	0.6	0	0	0	0	0	0.0	
UMES	12/29/2019	07:09	0-2	.000	0-0	.000	0-0	.000	1	1	2	0.8	4	0	0	0	0	0.0	
at Wake Forest	01/14/2020	07:28	0-1	.000	0-0	.000	0-0	.000	0	1	1	0.9	1	0	0	0	1	0.0	
at Georgia Tech	02/04/2020	07:52	2-2	1.000	0-0	.000	0-1	.000	2	3	5	1.4	2	0	0	0	4	0.5	
at Duke	02/22/2020	02:24	0-0	.000	0-0	.000	0-0	.000	0	0	0	1.2	0	0	0	0	0	0.4	
Clemson	03/04/2020	01:53	0-1	.000	0-0	.000	0-0	.000	0	0	0	1.1	1	0	0	0	0	0.4	
Totals			0	45:58	2-7	.286	0-0	.000	0-1	.000	4	7	11	1.1	9	0	1	4	0.4

CAREER STATS

SEASON	TEAM	GP-GS	MIN	Field Goals		3-Point		F-Throws		Rebounds		Scoring				
				FG-FGA	FG%	3FG-FGA	3FG%	FT-FTA	FT%	OFF	DEF	TOT	AVG	PP-F	AST	T/O
2016-17	ALST	4-0	8/2.0	0-3	.000	0-1	.000	0-0	.000	1	0	1	0.3			



GRANT YATES

Sophomore | 6-8 | 210
F | Gainesville, Va.

High School / Last School
Battlefield / Christopher Newport

Major: Business

13

AT THE RIM

- Due to NCAA transfer rules, will have to sit out this season.
- Walk-on after transferring from Christopher Newport University.
- At Christopher Newport, he appeared in 19 games as a freshman in the 2018-19 season.
- Scored 17 points and grabbed 11 rebounds on the season.

CAREER HIGHS

GAME-BY-GAME STATS



RYAN PAYNE

Junior | 6-8 | 220
F | Mechansville, Va.

High School
Hanover

Major: Finance

25

AT THE RIM

- Team manager.
- Three-year letterwinner at Hanover High School under head coach Darren Thornton.
- VHSL 4A first-team all-state.
- Conference 20 Player of the Year.
- Three-time all-academic team.

CAREER HIGHS

GAME-BY-GAME STATS



KEVE ALUMA ((Kev-aye))

Junior | 6-9 | 240
F | Berlin, Md.

High School/Last School
Stephen Dcatur / Wofford

Major: Human Development

22

AT THE RIM

- Due to NCAA transfer rules, will have to sit out this season.
- Played in 68 games, including starting 34 contests his sophomore season at Wofford.
- Averaged seven points and seven rebounds per game in 2018-19.
- Racked up the second-most rebounds on the team with 239.
- Scored in double figures eight times and recorded two double-doubles
- Had a knack on the offensive glass, ranking fifth in the SoCon with 2.8 offensive rebounds per game in league action.
- In his free time, he enjoys playing soccer.

CAREER HIGHS

Statistic	Value
Points	14 vs Mars Hill 11/23/18, vs The Citadel 01/03/19
Rebounds	12 vs Samford 01/24/19
Assists	4 at Oklahoma 11/18/18
Steals	3 vs Samford 01/24/19
Blocks	3 at Furman 02/23/19, at ETSU 02/07/19, vs VMI 03/09/19
FG Made	6 vs Chattanooga 01/26/19, vs Samford 01/24/19
FG Attempts	9 vs Samford 01/24/19
3FG Attempts	1 at High Point 11/10/18
FT Made	6 vs Mars Hill 11/23/18, at Mercer 01/31/19, vs Seton Hall 03/21/19
FT Attempts	9 at Mercer 01/31/19

CAREER STATS

SEASON	TEAM	GP-GS	MIN	Field Goals		3-Point		F-Throws		Rebounds			Scoring								
				FG-FGA	FG%	3FG-FGA	3FG%	FT-FTA	FT%	OFF	DEF	TOT	AVG	PF-FO	AST	TO	BLK	STL	PTS	AVG	
2017-18	WOF	33-2	439	13.3	30-53	.566	0-0	.000	24-42	.571	45	68	113	3.4	63-2	18	20	13	6	84	2.5
2018-19	WOF	35-34	930	26.6	94-141	.667	0-1	.000	54-94	.574	92	147	239	6.8	81-3	34	36	31	23	242	6.9
TOTAL FOR Hokies	0-0	0/0.0	0-0	.000	0-0	.000	0-0	.000	0	.000	0	0	0.0	0-0	0	0	0	0	0	0	0.0
TOTAL	68-36	1369/20.1	124-194	.639	0-1	.000	78-136	.574	137	215	352	5.2	144-5	52	56	44	29	326	4.8		



NCAA STATS

Statistic	National Conference		Value	National Leader	Value	Conference Leader		Value
	Rank	Rank				Value	Value	
3-pt Field Goal Attempts (350 ranked)	18	2	860	North Florida	1,031	Notre Dame	874	
Assist Turnover Ratio (350 ranked)	5	2	1.47	Notre Dame	1.66	Notre Dame	1.66	
Assists Per Game (350 ranked)	49	3	14.7	Belmont	18.3	Notre Dame	16.4	
Blocked Shots Per Game (350 ranked)	205	11	2.9	FIU	6.5	Duke	6.1	
Defensive Rebounds per Game (350 ranked)	96	6	26.68	Utah St.	30.00	North Carolina	27.97	
Fewest Fouls (350 ranked)	25	4	455	Notre Dame	381	Notre Dame	381	
Fewest Turnovers (350 ranked)	6	2	310	Western Ill.	290	Notre Dame	307	
Field-Goal Percentage (350 ranked)	248	11	42.4	Dayton	52.5	Duke	47.0	
Field-Goal Percentage Defense (350 ranked)	91	7	41.5	Memphis	36.1	Virginia	36.9	
Free Throw Attempts (350 ranked)	339	14	418	Auburn	818	Wake Forest	712	
Free Throws Made (350 ranked)	339	14	295	Arkansas St.	578	Wake Forest	532	
Free-Throw Percentage (350 ranked)	187	11	70.6	Northeastern	80.0	Miami (FL)	75.9	
Offensive Rebounds Per Game (350 ranked)	329	15	7.39	West Virginia	15.19	North Carolina	13.81	
Personal Fouls Per Game (350 ranked)	16	4	14.7	Notre Dame	12.3	Notre Dame	12.3	
Rebound Margin (350 ranked)	298	13	-2.9	Houston	9.7	North Carolina	7.5	
Scoring Defense (350 ranked)	83	6	66.1	Virginia	52.4	Virginia	52.4	
Scoring Margin (350 ranked)	143	8	2.8	Gonzaga	20.1	Duke	14.5	
Scoring Offense (350 ranked)	242	10	69.0	Gonzaga	87.7	Duke	82.5	
Steals Per Game (350 ranked)	205	9	6.0	SFA	10.5	Florida St.	8.8	
Three Pt FG Defense (350 ranked)	102	6	31.9	Arkansas	27.3	Georgia Tech	28.5	
Three-Point Field Goals Per Game (350 ranked)	13	1	9.8	North Florida	11.8	Virginia Tech	9.8	
Three-Point Field-Goal Percentage (350 ranked)	70	2	35.5	BYU	42.3	Louisville	37.6	
Total 3-point FGM (350 ranked)	16	1	305	North Florida	391	Virginia Tech	305	
Total Assists (350 ranked)	53	3	457	Belmont	604	Notre Dame	509	
Total Blocks (350 ranked)	199	11	90	FIU	201	Duke	188	
Total Rebounds (350 ranked)	239	11	1,056	Utah St.	1,386	North Carolina	1,295	
Total Rebounds Per Game (350 ranked)	253	13	34.06	Buffalo	42.16	North Carolina	41.77	
Total Steals (350 ranked)	210	9	187	SFA	324	Florida St.	273	
Turnover Margin (346 ranked)	55	5	2.1	UNC Greensboro	6.4	Florida St.	3.4	
Turnovers Forced (350 ranked)	267	10	12.06	SFA	21.61	Florida St.	16.65	
Turnovers Per Game (349 ranked)	5	2	10.0	Liberty	9.5	Notre Dame	9.9	
Won-Lost Percentage (350 ranked)	174	9	51.6	San Diego St.	93.8	Florida St.	83.9	

Statistic	Player	National Conference		Value	National Leader	Value	Conference Leader		Value
		Rank	Rank				Value	Value	
3-pt Field Goal Attempts (242 ranked)	Landers Nolley II	78	5	209	Jhivvan Jackson, UTSA	338	Buddy Boeheim, Syracuse	258	
Assist Turnover Ratio (250 ranked)	Wabissa Bede	6	1	3.31	Connor McCaffery, Iowa	4.46	Wabissa Bede, Virginia Tech	3.31	
Assists Per Game (250 ranked)	Wabissa Bede	33	4	5.5	Javon Levi, UTRGV	8.0	Markell Johnson, NC State	6.6	
Blocked Shots Per Game (249 ranked)					Osasumwen Osaghae, FIU	3.74	Manny Bates, NC State	2.93	
Defensive Rebounds per Game (250 ranked)	Landers Nolley II	181	12	5.13	John Mooney, Notre Dame	9.03	John Mooney, Notre Dame	9.03	
Double Doubles (236 ranked)					John Mooney, Notre Dame	25	John Mooney, Notre Dame	25	
Field-Goal Percentage (250 ranked)					Udoka Azubuike, Kansas	74.8	Vernon Carey, Duke	57.7	
Free Throw Attempts (248 ranked)					Mason Jones, Arkansas	271	Vernon Carey, Duke	218	
Free Throws Made (248 ranked)					Mason Jones, Arkansas	223	Vernon Carey, Duke	146	
Free-Throw Percentage (250 ranked)	Landers Nolley II	213	11	78.0	Terrell Gomez, CSUN	94.8	Joseph Girard III, Syracuse	89.4	
Minutes Per Game (250 ranked)					Kyle Lofton, St. Bonaventure	38:25	Kihei Clark, Virginia	37:04	
Offensive Rebounds Per Game (248 ranked)	Tyrece Radford	198	14	2.23	Cletrell Pope, Bethune-Cookman	4.62	John Mooney, Notre Dame	3.73	
Points Per Game (250 ranked)	Landers Nolley II	198	8	15.6	Markus Howard, Marquette	27.8	Elijah Hughes, Syracuse	18.8	
Rebounds Per Game (249 ranked)					Kevin Marfo, Quinnipiac	13.3	John Mooney, Notre Dame	12.8	
Steals Per Game (245 ranked)					Jacob Gilyard, Richmond	3.19	Steffon Mitchell, Boston College	2.27	
Three-Point Field Goals Per Game (238 ranked)	Landers Nolley II	190	9	2.13	Markus Howard, Marquette	4.17	Buddy Boeheim, Syracuse	3.06	
	Jalen Cone	238	11	2.00					
Three-Point Field-Goal Percentage (91 ranked)					Stefan Gonzalez, UC Davis	47.7	Buddy Boeheim, Syracuse	36.8	
Total 3-point FGM (243 ranked)	Landers Nolley II	161	9	66	Dru Kuxhausen, McNeese	125	Buddy Boeheim, Syracuse	95	
	Jalen Cone	211	10	62					
Total Assists (247 ranked)	Wabissa Bede	31	4	172	Kameron Langley, N.C. A&T	232	Markell Johnson, NC State	199	
Total Blocks (234 ranked)					Osasumwen Osaghae, FIU	116	Manny Bates, NC State	82	
Total Field Goal Attempts (250 ranked)	Landers Nolley II	50	1	451	Jhivvan Jackson, UTSA	676	Landers Nolley II, Virginia Tech	451	
Total Field Goals Made (247 ranked)	Landers Nolley II	189	8	167	Ben Stanley, Hampton	288	Vernon Carey, Duke	199	
Total Minutes (250 ranked)					Jordan Ford, Saint Mary's (CA)	1218:29	Elijah Hughes, Syracuse	1137:12	
Total Points (246 ranked)	Landers Nolley II	174	6	485	Jhivvan Jackson, UTSA	844	Elijah Hughes, Syracuse	582	
Total Rebounds (246 ranked)					Kevin Marfo, Quinnipiac	400	John Mooney, Notre Dame	383	
Total Steals (235 ranked)					Jacob Gilyard, Richmond	99	Steffon Mitchell, Boston College	68	
Triple Doubles (3 ranked)					Mason Faulkner, Western Caro.	2	Markell Johnson, NC State	1	
					Kameron Langley, N.C. A&T	2			



LAST FOUR BOX SCORES



Official Basketball Box Score - Final
Virginia at Virginia Tech
02/26/20 Cassell Coliseum, Blacksburg, VA
2019-20 Men's Basketball

Game Time: 7:00 PM
Game Duration: 1:51
Attendance: 9,275

Officials: Lee Cassell, Mike Roberts, Clarence Armstrong

Virginia - 56 Record: 20-7 (12-5)

NO. Name	Min	FG		3P		FT		Rebounds		Fouls		TP	AS	TO	ST	Blocks		+/-	
		M.A.	M.A.	M.A.	M.A.	OR	DR	OR	DR	PF	FD					BS	BA		
25 Mamadi Diakite	F	35:53	8-12	1-1	2-2	1	5	6	2	2	19	0	2	0	0	2	2	1	-1
30 Jay Huff	F	12:47	1-2	0-0	0-0	0	2	2	1	0	2	0	2	0	0	2	0	0	-1
0 Kihel Clark	G	38:49	4-7	2-4	0-0	0	6	6	0	0	10	6	3	1	0	0	0	3	
2 Braxton Key	G	33:25	3-7	0-2	4-6	3	8	11	3	5	10	2	1	1	1	1	1	8	
53 Tomas Woldatensae	G	27:29	1-8	1-6	2-2	0	3	3	4	3	5	4	3	0	0	1	1	-11	
13 Cassy Morsell	F	33:49	3-10	1-5	0-0	1	2	3	1	0	7	1	0	0	0	1	1	6	
23 Cody Statmann	F	16:50	1-3	1-3	0-0	0	1	1	0	0	3	0	0	0	0	0	0	9	
22 Francisco Caffaro	F	00:58	0-0	0-0	0-0	0	0	0	1	0	0	0	0	0	0	0	0	0	
Team							2	0	2										
Totals		21:49	6:21	8:10		7	27	34	12	10	56	14	11	2	5	5	3		

Technical Fouls: NONE

Virginia Tech - 53 Record: 15-13 (6-11)

NO. Name	Min	FG		3P		FT		Rebounds		Fouls		TP	AS	TO	ST	Blocks		+/-
		M.A.	M.A.	M.A.	M.A.	OR	DR	OR	DR	PF	FD					BS	BA	
21 John Ojako	F	09:12	1-1	0-0	0-0	3	3	0	1	2	0	0	0	0	1	0	0	-4
1 Isaiah Wilkins	G	10:32	0-3	0-2	0-0	2	2	1	1	0	1	0	0	0	1	1	7	
3 Wabissa Bede	G	22:22	2-4	1-2	0-0	0	2	2	1	5	3	2	1	0	1	0	-6	
4 Nahiem Alleyne	G	23:35	1-5	0-1	0-0	0	1	2	0	2	1	0	0	0	1	0	-6	
23 Tyrece Radford	G	34:28	4-8	0-0	0-1	1	3	4	0	1	8	2	1	1	0	0	-8	
0 Hunter Cattoor	F	19:33	2-6	2-4	0-0	2	2	1	2	6	1	0	1	0	1	0	8	
2 Landers Nolley II	F	31:52	3-10	1-5	0-0	1	4	5	5	13	2	3	1	1	1	1	-10	
14 P.J. Horne	G	30:48	3-8	3-8	0-0	2	2	3	1	9	0	0	0	0	1	0	-1	
15 Jalen Cone	F	17:38	3-6	2-5	0-0	1	0	1	0	8	0	1	0	0	0	0	3	
Team							1	0	1									
Totals		19:51	9:27	6:7		4	19	23	10	12	53	10	7	4	5	5	-3	

Technical Fouls: NONE

Biggest lead	Cavs		Hokies		Points from Turnovers	Cavs		Hokies		Period by Period Scoring				
	15 (1 st 1:28)	3 (2 nd 3:31)	6 (1 st 14:33)	6 (2 nd 8:20)		Paint	22	14	2 nd Chance	8	4	Cavs	26	30
Best Scoring Run					Fast Breaks	2	0			Hokies	11	42	53	
Lead Changes					Bench	10	36							
Times Tied														
Time with Lead	35:17		02:32											



Official Basketball Box Score - Final
Virginia Tech at Louisville
03/01/20 KFC Yum! Center, Louisville
2019-20 Men's Basketball

Game Time: 6:00 PM
Game Duration: 1:52
Attendance: 18,104

Officials: Ted Valentine, Bill Covington, Jamie Luckie

Virginia Tech - 52 Record: 15-14 (6-12)

NO. Name	Min	FG		3P		FT		Rebounds		Fouls		TP	AS	TO	ST	Blocks		+/-
		M.A.	M.A.	M.A.	M.A.	OR	DR	OR	DR	PF	FD					BS	BA	
21 John Ojako	F	13:51	1-2	0-0	0-0	2	1	3	0	2	1	2	0	0	0	0	0	-8
1 Isaiah Wilkins	G	15:34	0-1	0-1	0-0	0	0	0	2	0	1	0	1	2	1	0	0	-7
3 Wabissa Bede	G	21:51	1-2	0-1	0-0	0	5	2	2	1	2	4	1	0	0	0	0	
4 Nahiem Alleyne	G	27:06	4-7	4-5	0-0	0	3	3	2	0	12	1	2	1	0	0	-13	
23 Tyrece Radford	G	32:50	3-5	0-1	2-2	2	7	9	0	3	8	3	1	0	0	0	-18	
14 P.J. Horne	G	22:54	2-9	1-7	0-0	0	2	2	3	1	5	0	0	2	1	0	-3	
0 Hunter Cattoor	F	14:01	1-3	0-1	0-0	0	2	2	2	1	2	0	1	2	0	0	-8	
2 Landers Nolley II	F	24:22	2-9	0-4	2-3	0	1	1	2	6	1	5	1	0	0	0	-12	
15 Jalen Cone	F	27:31	5-12	5-10	0-1	1	1	1	15	1	2	0	0	0	0	0	-12	
Team							0	0										
Totals		19:50	10:30	4:6		4	22	28	16	9	52	12	16	7	1	0	-16	

Technical Fouls: NONE

Louisville - 68 Record: 24-6 (15-4)

NO. Name	Min	FG		3P		FT		Rebounds		Fouls		TP	AS	TO	ST	Blocks		+/-
		M.A.	M.A.	M.A.	M.A.	OR	DR	OR	DR	PF	FD					BS	BA	
24 Dwayne Sutton	F	32:26	3-5	1-2	1-1	4	5	9	3	1	8	0	1	1	0	0	0	17
33 Jordan Nwora	F	35:42	8-16	2-8	2-3	2	10	12	0	6	20	2	1	1	0	0	14	
23 Steven Enoch	C	27:58	2-9	0-0	4-6	2	9	11	2	4	8	1	2	0	0	0	14	
0 Lamarr Kimble	G	22:46	2-5	0-2	1-3	0	0	0	0	3	5	0	1	3	0	0	9	
30 Ryan McMahon	G	23:00	4-6	2-3	0-0	1	1	2	0	10	3	2	0	0	0	0	10	
10 Samuel Williamson	F	19:15	2-5	0-1	0-0	0	1	1	0	4	0	4	2	1	0	0	4	
13 David Johnson	F	22:15	4-7	0-1	0-0	3	1	4	0	8	6	1	1	1	0	1	15	
2 Darius Perry	F	10:58	0-1	0-1	2-2	0	0	0	2	2	0	2	0	0	0	0	-2	
11 Quinn Slazinski	G	03:28	0-1	0-1	0-0	0	2	2	0	0	0	0	0	0	0	0	-1	
1 Keith Oddo	F	01:08	1-1	1-1	0-0	0	0	0	0	0	3	0	0	0	0	0	0	
20 Josh Nickelberry	F	01:06	0-1	0-0	0-0	0	0	0	0	0	0	0	0	0	0	0	0	
Team							0	0										
Totals		26:57	6:20	10:15		11	29	40	9	16	68	12	12	7	0	1	16	

Technical Fouls: NONE

Biggest lead	VT		LOU		Points from Turnovers	VT		LOU		Period by Period Scoring			
	5 (1 st 6:32)	16 (2 nd 1:29)	6 (1 st 7:49)	12 (2 nd 1:59)		Paint	12	32	2 nd Chance	2	13	VT	17
Best Scoring Run					Fast Breaks	0	6						
Lead Changes					Bench	28	17						
Times Tied													
Time with Lead	11:47		21:11										



Official Basketball Box Score - Final
Clemson at Virginia Tech
03/04/20 Cassell Coliseum, Blacksburg, VA
2019-20 Men's Basketball

Game Time: 7:00 PM
Game Duration: 1:50
Attendance: 8,301

Officials: A.J. Desai, Brian O'Connell, Earl Walton

Clemson - 58 Record: 15-14 (9-10)

NO. Name	Min	FG		3P		FT		Rebounds		Fouls		TP	AS	TO	ST	Blocks		+/-
		M.A.	M.A.	M.A.	M.A.	OR	DR	OR	DR	PF	FD					BS	BA	
25 Amir Simms	F	24:20	2-4	1-3	0-0	1	4	5	1	3	1	5	1	4	0	1	0	-16
0 Clyde Trapp	G	27:58	2-6	2-5	0-0	2	3	3	2	1	8	0	1	0	0	0	0	-4
2 Al-Amir Dawes	G	21:49	1-7	1-5	2-2	0	1	1	3	2	5	0	1	0	0	0	-6	
13 Tevin Mack	G	28:00	5-12	2-8	0-0	2	4	6	1	0	12	1	0	1	0	0	-11	
15 John Newman III	G	29:33	2-6	0-2	2-3	0	3	3	1	4	6	4	2	0	1	0	-14	
12 Alex Hamerway	F	22:26	3-6	3-6	0-0	0	2	2	3	0	9	1	0	0	0	0	-21	
55 Trey Jamison	F	08:52	2-3	0-1	0-1	0	4	4	0	1	4	0	0	1	0	0	3	
5 Hunter Tyson	F	12:07	3-6	0-2	2-3	2	2	5	1	4	8	2	2	1	0	0	-3	
10 Curran Scott	F	10:19	0-3	0-2	0-0	0	0	0	1	0	0	0	1	0	0	0	-4	
21 Khavon Moore	F	04:55	0-3	0-1	0-0	0	1	1	2	0	0	1	1	2	0	0	-2	
11 Parker Fox	F	02:36	0-0	0-0	0-0	0	0	0	0	0	0	1	0	0	0	0	5	
20 O'Neil McBride	F	02:36	0-0	0-0	0-0	0	1	1	0	0	0	0	0	0	0	0	5	
31 Wells Hoag	F	02:36	0-1	0-0	0-0	0	0	0	0	0	0	0	0	0	0	1	5	
32 Paul Grindle	F	01:53	0-0	0-0	1-2	1	0	1	0	1	1	0	0	0	0	0	3	
Team							0	0										
Totals		20:57																

COMBINED SEASON STATS

Game Records

Record	Overall	Home	Away	Neutral
ALL GAMES	16-15	12-6	3-7	1-2
CONFERENCE	7-13	4-6	3-7	0-0
NON-CONFERENCE	9-2	8-0	0-0	1-2

Score by Periods

Team	1st	2nd	OT	TOT
Virginia Tech	957	1137	44	2138
Opponents	969	1028	53	2050

Team Box Score

No.	Player				Total		3-Point		F-Throw		Rebounds											
		GP-GS	MIN	AVG	FG-FGA	FG%	3FG-FGA	3FG%	FT-FTA	FT%	OFF	DEF	TOT	AVG	PF	DQ	A	TO	BLK	STL	PTS	AVG
2	NOLLEY II, Landers	31-28	940:37	30.3	167-451	.370	66-209	.316	85-109	.780	24	159	183	5.9	62	1	76	86	10	23	485	15.6
23	RADFORD, Tyrece	31-28	826:18	26.7	132-216	.611	1-12	.083	56-81	.691	69	128	197	6.4	46	0	53	25	10	31	321	10.4
4	ALLEYNE, Nahiem	31-26	816:47	26.3	92-231	.398	49-124	.395	46-61	.754	6	68	74	2.4	51	1	46	26	6	11	279	9.0
15	CONE, Jalen	31-3	563:59	18.2	77-185	.416	62-132	.470	28-32	.875	4	31	35	1.1	43	0	21	30	1	5	244	7.9
14	HORNE, P.J.	31-29	870:33	28.1	90-198	.455	43-123	.350	13-22	.591	22	107	129	4.2	67	1	11	28	20	23	236	7.6
0	CATTOOR, Hunter	30-3	602:02	20.1	64-154	.416	47-117	.402	14-22	.636	4	70	74	2.5	42	0	35	16	4	30	189	6.3
3	BEDE, Wabissa	31-31	915:43	29.5	62-167	.371	14-60	.233	22-44	.500	10	103	113	3.6	58	1	172	52	13	32	160	5.2
1	WILKINS, Isaiah	31-5	447:00	14.4	49-142	.345	23-80	.288	16-22	.727	21	60	81	2.6	32	1	41	16	4	24	137	4.4
21	OJIAKO, John	30-2	310:42	10.4	33-60	.550	0-0	.000	15-24	.625	30	48	78	2.6	45	2	2	16	21	6	81	2.7
11	PALMER, Brendan	3-0	10:21	3.5	1-4	.250	0-3	.000	0-0	.000	1	3	4	1.3	0	0	0	2	0	1	2	0.7
24	JOHNSON, Branden	10-0	45:58	4.6	2-7	.286	0-0	.000	0-1	.000	4	7	11	1.1	9	0	0	0	1	1	4	0.4
Team											34	43	77					13				
Total		31	6350		769-1815	.424	305-860	.355	295-418	.706	229	827	1056	34.1	455	7	457	310	90	187	2138	69.0
Opponents		31	6350		745-1796	.415	247-775	.319	313-459	.682	276	869	1145	36.9	436	9	397	374	99	129	2050	66.1

Team Statistics

	HOKIES	OPP
Scoring	2138	2050
Points per game	69.0	66.1
Scoring margin	+2.8	-
Field goals-att	769-1815	745-1796
Field goal pct	.424	.415
3 point fg-att	305-860	247-775
3-point FG pct	.355	.319
3-pt FG made per game	9.8	8.0
Free throws-att	295-418	313-459
Free throw pct	.706	.682
F-Throws made per game	9.5	10.1
Rebounds	1056	1145
Rebounds per game	34.1	36.9
Rebounding margin	-2.9	-
Assists	457	397
Assists per game	14.7	12.8
Turnovers	310	374
Turnovers per game	10.0	12.1
Turnover margin	+2.1	-
Assist/turnover ratio	1.5	1.1
Steals	187	129
Steals per game	6.0	4.2
Blocks	90	99
Blocks per game	2.9	3.2
Winning streak	0	-
Home win streak	1	-
Attendance	159747	96130
Home games-Avg/Game	18-8875	10-9613
Neutral site-Avg/Game	-	3-2400

Team Results

Date	Opponent		Score	Att.
11/05/2019	at Clemson	W	67-60	7500
11/08/2019	Coppin St.	W	74-42	9275
11/13/2019	USC Upstate	W	80-57	8536
11/16/2019	Lehigh	W	79-53	9275
11/20/2019	Delaware St.	W	100-64	8421
11/25/2019	vs Michigan St.	W	71-66	2400
11/26/2019	vs Dayton	L	62-89	2400
11/27/2019	vs BYU	L	77-90	2400
12/06/2019	Duke	L	63-77	9275
12/11/2019	Chattanooga	W	63-58	8348
12/15/2019	Gardner-Webb	W	73-46	9275
12/21/2019	VMI	W	64-55	7446
12/29/2019	UMES	W	92-37	7642
01/04/2020	at Virginia	L	39-65	14629
01/07/2020	at Syracuse	W	67-63	16504
01/11/2020	NC State	W	72-58	9275
01/14/2020	at Wake Forest	W	80-70	4873
01/18/2020	Syracuse	L	69-71	9275
01/22/2020	North Carolina	Wot2	79-77	9275
01/25/2020	at Boston College	L	56-61	6981
01/28/2020	at Miami (FL)	L	61-71	5197
02/01/2020	Florida St.	L	63-74	9275
02/04/2020	at Georgia Tech	L	57-76	4727
02/08/2020	Boston College	Lot	73-77	9275
02/15/2020	Pittsburgh	W	67-57	9275
02/19/2020	Miami (FL)	Lot3	95-102	8428
02/22/2020	at Duke	L	64-88	9314
02/26/2020	Virginia	L	53-56	9275
03/01/2020	at Louisville	L	52-68	18104
03/04/2020	Clemson	W	70-58	8901
03/07/2020	at Notre Dame	L	56-64	8301



CONFERENCE SEASON STATS

Game Records

Record	Overall	Home	Away	Neutral
ALL GAMES	7-13	4-6	3-7	0-0
CONFERENCE	7-13	4-6	3-7	0-0
NON-CONFERENCE	0-0	0-0	0-0	0-0

Score by Periods

Team	1st	2nd	OT	TOT
Virginia Tech	565	694	44	1303
Opponents	670	670	53	1393

Team Box Score

No.	Player	Total			3-Point		F-Throw		Rebounds				Other Stats									
		GP-GS	MIN	AVG	FG-FGA	FG%	3FG-FGA	3FG%	FT-FTA	FT%	OFF	DEF	TOT	AVG	PF	DQ	A	TO	BLK	STL	PTS	AVG
2	NOLLEY II, Landers	20-17	630:25	31.5	103-299	.344	33-134	.246	57-74	.770	19	101	120	6.0	49	1	47	61	6	13	296	14.8
23	RADFORD, Tyrece	20-18	583:13	29.2	96-157	.611	0-4	.000	43-60	.717	39	93	132	6.6	31	0	35	21	6	19	235	11.8
15	CONE, Jalen	20-3	410:49	20.5	53-133	.398	44-99	.444	20-23	.870	3	19	22	1.1	25	0	14	18	1	4	170	8.5
4	ALLEYNE, Nahiem	20-15	503:17	25.2	54-139	.388	32-78	.410	24-32	.750	4	42	46	2.3	44	1	27	17	2	8	164	8.2
14	HORNE, P.J.	20-18	596:03	29.8	53-135	.393	28-91	.308	13-21	.619	7	75	82	4.1	48	1	5	15	14	15	147	7.4
3	BEDE, Wabissa	20-20	606:36	30.3	37-95	.389	8-33	.242	12-25	.480	6	64	70	3.5	42	1	100	37	9	20	94	4.7
0	CATTOOR, Hunter	20-3	366:12	18.3	29-86	.337	22-65	.338	9-10	.900	1	41	42	2.1	27	0	18	12	1	19	89	4.5
1	WILKINS, Isaiah	20-4	267:49	13.4	27-86	.314	12-48	.250	7-11	.636	14	30	44	2.2	22	1	22	12	2	17	73	3.7
21	OJIAKO, John	19-2	164:06	8.6	14-25	.560	0-0	.000	3-5	.600	13	28	41	2.2	29	2	1	11	11	2	31	1.6
24	JOHNSON, Branden	4-0	19:37	4.9	2-4	.500	0-0	.000	0-1	.000	2	4	6	1.5	4	0	0	0	0	1	4	1.0
11	PALMER, Brendan	1-0	01:53	1.9	0-0	.000	0-0	.000	0-0	.000	0	0	0	0.0	0	0	0	1	0	0	0	0.0
Team											22	30	52					9				
Total		20	4150		468-1159	.404	179-552	.324	188-262	.718	130	527	657	32.9	321	7	269	214	52	118	1303	65.2
Opponents		20	4150		500-1166	.429	150-470	.319	243-348	.698	171	592	763	38.2	276	7	250	220	72	91	1393	69.7

Team Statistics

	HOKIES	OPP
Scoring	1303	1393
Points per game	65.2	69.7
Scoring margin	-4.5	-
Field goals-att	468-1159	500-1166
Field goal pct	.404	.429
3 point fg-att	179-552	150-470
3-point FG pct	.324	.319
3-pt FG made per game	9.0	7.5
Free throws-att	188-262	243-348
Free throw pct	.718	.698
F-Throws made per game	9.4	12.2
Rebounds	657	763
Rebounds per game	32.9	38.2
Rebounding margin	-5.3	-
Assists	269	250
Assists per game	13.5	12.5
Turnovers	214	220
Turnovers per game	10.7	11.0
Turnover margin	+0.3	-
Assist/turnover ratio	1.3	1.1
Steals	118	91
Steals per game	5.9	4.6
Blocks	52	72
Blocks per game	2.6	3.6
Winning streak	0	-
Home win streak	1	-
Attendance	91529	96130
Home games-Avg/Game	10-9153	10-9613
Neutral site-Avg/Game	-	0-0

Team Results

Date	Opponent		Score	Att.
11/05/2019	at Clemson	W	67-60	7500
12/06/2019	Duke	L	63-77	9275
01/04/2020	at Virginia	L	39-65	14629
01/07/2020	at Syracuse	W	67-63	16504
01/11/2020	NC State	W	72-58	9275
01/14/2020	at Wake Forest	W	80-70	4873
01/18/2020	Syracuse	L	69-71	9275
01/22/2020	North Carolina	Wot2	79-77	9275
01/25/2020	at Boston College	L	56-61	6981
01/28/2020	at Miami (FL)	L	61-71	5197
02/01/2020	Florida St.	L	63-74	9275
02/04/2020	at Georgia Tech	L	57-76	4727
02/08/2020	Boston College	Lot	73-77	9275
02/15/2020	Pittsburgh	W	67-57	9275
02/19/2020	Miami (FL)	Lot3	95-102	8428
02/22/2020	at Duke	L	64-88	9314
02/26/2020	Virginia	L	53-56	9275
03/01/2020	at Louisville	L	52-68	18104
03/04/2020	Clemson	W	70-58	8901
03/07/2020	at Notre Dame	L	56-64	8301





0
Hunter CATTOOR
G | 6-3 | 205 | Fr.
Orlando, Fla.
(cuh-TOUR)



1
Isaiah WILKINS
G | 6-4 | 225 | So.
Winston-Salem, N.C.



2
Landers NOLLEY II
G/F | 6-7 | 225 | r-Fr.
Atlanta, Ga.
(NAH-lee)



3
Wabissa BEDE
G | 6-0 | 200 | Jr.
North Andover, Mass.
(wa-BEE-sah BEE-dee)




4
Nahiem ALLEYNE
G | 6-3 | 195 | Fr.
Buford, Ga.
(na-HEEM ah-LEAN)



10
Jonathan KABONGO
G | 6-4 | 195 | So.
Toronto, Canada
(kuh-BONGO)



11
Brendan PALMER
G | 6-4 | 195 | So.
Winston-Salem, N.C.



13
Grant YATES
F | 6-8 | 210 | So.
Gainesville, Va.



14
P.J. HORNE
F | 6-6 | 225 | Jr.
Tifton, Ga.



15
Jalen CONE
G | 5-10 | 170 | Fr.
Walkertown, N.C.



21
John OJIAKO
F | 6-10 | 240 | Fr.
Lagos, Nigeria
(OH-gee-ah-co)



22
Keve ALUMA
F | 6-9 | 240 | Jr.
Berlin, Md.
(Kev-aye)



23
Tyrece RADFORD
G | 6-1 | 205 | r-Fr.
Baton Rouge, La.
(TIE-reese)



24
Branden JOHNSON
F | 6-8 | 230 | Gr.
Garfield Heights, Ohio



25
Ryan PAYNE
F | 6-8 | 220 | Jr.
Mechanicsville, Va.



Mike YOUNG
Head Coach
Emory & Henry, 1986
First season



Chester FRAZIER
Associate Head Coach
Illinois, 2009
First season



Christian WEBSTER
Assistant Coach
Harvard, 2013
Fourth season



Antwon JACKSON
Assistant Coach
Pikeville, 1993
First season

