



Officials: Lee Cassell, Jeffery Clark, Jerry Heater

Virginia Tech - 56

Record: 16-15 (7-13)

NO.	Name	Min	FG	3P	FT	Rebounds			Fouls		TP	AS	TO	ST	Blocks		+/-
			M-A	M-A	M-A	OR	DR	TOT	PF	FD					BS	BA	
2	Landers Nolley II	F 26:21	3-12	1-5	0-2	1	3	4	4	1	7	3	1	0	0	0	-7
14	P.J. Horne	F 31:38	5-9	4-8	0-0	1	6	7	3	0	14	0	1	0	0	0	5
3	Wabissa Bede	G 26:11	1-2	0-0	0-0	0	1	1	1	0	2	5	2	0	1	0	3
4	Nahiem Alleyne	G 21:29	2-5	1-2	4-4	0	1	1	3	2	9	1	2	1	0	0	-2
23	Tyrece Radford	G 30:26	4-8	0-0	0-0	1	6	7	0	2	8	0	1	2	0	1	0
1	Isaiah Wilkins	17:16	2-7	0-3	0-0	0	2	2	1	0	4	0	1	1	1	0	-5
15	Jalen Cone	21:06	0-8	0-7	0-0	0	1	1	1	0	0	2	1	2	0	0	-23
0	Hunter Cattoor	24:25	4-7	4-7	0-0	0	4	4	1	1	12	1	0	3	0	0	-5
21	John Ojiako	01:08	0-0	0-0	0-0	0	0	0	0	0	0	0	0	0	0	0	-6
Team						0	0	0			0		0				
Totals			21-58	10-32	4-6	3	24	27	14	6	56	12	9	9	2	1	-8

Shooting By Period		
1 st FG%	6-28	21.4%
3PT%	3-17	17.6%
FT%	2-4	50%
2 nd FG%	15-30	50.0%
3PT%	7-15	46.7%
FT%	2-2	100%
GM FG%	21-58	36.2%
3PT%	10-32	31.3%
FT%	4-6	66.7%

Dead Ball Rebounds: 1, 0

Technical Fouls: NONE

Notre Dame - 64

Record: 19-12 (10-10)

NO.	Name	Min	FG	3P	FT	Rebounds			Fouls		TP	AS	TO	ST	Blocks		+/-
			M-A	M-A	M-A	OR	DR	TOT	PF	FD					BS	BA	
11	Juwan Durham	F 12:17	1-5	0-0	0-0	2	2	4	0	1	2	0	0	0	0	1	1
33	John Mooney	F 30:44	2-8	1-3	2-2	3	10	13	0	3	7	0	2	3	1	0	1
0	Rex Pflueger	G 28:07	2-6	1-4	2-2	2	6	8	3	2	7	0	3	1	0	0	10
3	Prentiss Hubb	G 37:48	2-6	1-4	1-3	0	1	1	0	2	6	6	5	2	0	1	2
10	T.J. Gibbs	G 36:07	7-12	5-8	3-3	0	1	1	1	2	22	2	2	0	0	0	19
14	Nate Laszewski	21:50	3-4	1-2	0-1	0	3	3	1	2	7	0	2	0	0	0	-2
23	Dane Goodwin	28:50	6-12	1-4	0-0	1	8	9	1	2	13	4	2	0	0	0	9
13	Nikola Djogo	04:17	0-1	0-1	0-0	0	3	3	0	0	0	2	0	0	0	0	0
Team						1	1	2			0		0				
Totals			23-54	10-26	8-11	9	35	44	6	14	64	14	16	6	1	2	8

Shooting By Period		
1 st FG%	9-27	33.3%
3PT%	6-15	40.0%
FT%	4-5	80%
2 nd FG%	14-27	51.9%
3PT%	4-11	36.4%
FT%	4-6	66.7%
GM FG%	23-54	42.6%
3PT%	10-26	38.5%
FT%	8-11	72.7%

Dead Ball Rebounds: 1, 0

Technical Fouls: NONE

	VT	ND
Biggest lead	2 (1 st 16:46)	15 (2 nd 10:02)
Best Scoring Run	6 (1 st 4:23)	13 (1 st 6:42)
Lead Changes	4	
Times Tied	2	
Time with Lead	01:23	35:58

Points from	VT	ND
Turnovers	14	7
Paint	18	26
Second Chance	6	11
Fast Breaks	4	4
Bench	16	20

	Period by Period Scoring		
	1st	2nd	TOT
VT	17	39	56
ND	28	36	64



Officials: Lee Cassell, Jeffery Clark, Jerry Heater

Period 1

Quarter Starters:

ND	0 Pflueger R	3 Hubb P	10 Gibbs T	11 Durham J	33 Mooney J
VT	2 Nolley II L	3 Bede W	4 Alleyne N	14 Horne P	23 Radford T

Game Time	ND	Score	Diff	VT
20:00	11 DURHAM J jumpball won			14 HORNE P jumpball lost
19:35	11 DURHAM J 2pt FG in the paint, jump shot missed			
19:32				14 HORNE P defensive rebound (1)
19:23	33 MOONEY J steal (1)			2 NOLLEY II L turnover bad pass (1)
19:16	33 MOONEY J 3pt FG , jump shot missed			
19:15	11 DURHAM J offensive rebound (1)			
19:15	11 DURHAM J foul drawn (1)			2 NOLLEY II L foul personal (1 - 1)
19:09	10 GIBBS T 2pt FG in the paint, jump shot missed			
19:06				14 HORNE P defensive rebound (2)
18:53				4 ALLEYNE N 2pt FG outside the paint, jump shot missed
18:49	0 PFLUEGER R defensive rebound (1)			
18:43	10 GIBBS T foul drawn (1)			4 ALLEYNE N foul shooting (1 - 2)
18:43	10 GIBBS T free throw 1 - 3 made (1)	1-0	1	
18:43	10 GIBBS T free throw 2 - 3 made (2)	2-0	2	
18:43	10 GIBBS T free throw 3 - 3 made (3)	3-0	3	
18:16				2 NOLLEY II L 3pt FG , jump shot missed
18:10				23 RADFORD T offensive rebound (1)
18:08		3-3	0	14 HORNE P 3pt FG , jump shot made (3)
18:08				3 BEDE W assist (1)
17:36	0 PFLUEGER R 3pt FG , jump shot missed			
17:32				14 HORNE P defensive rebound (3)
17:23				14 HORNE P 3pt FG , jump shot missed
17:21	33 MOONEY J defensive rebound (1)			
17:04	3 HUBB P 3pt FG , jump shot missed			
17:01				23 RADFORD T defensive rebound (2)
16:46		3-5	-2	23 RADFORD T 2pt FG in the paint, jump shot made (2)
16:30	33 MOONEY J 3pt FG , jump shot missed			
16:27				23 RADFORD T defensive rebound (3)
16:11				14 HORNE P 3pt FG , jump shot missed
16:09				2 NOLLEY II L offensive rebound (1)
16:05				2 NOLLEY II L 3pt FG , jump shot missed
16:02	0 PFLUEGER R defensive rebound (2)			
15:46	10 GIBBS T 3pt FG , jump shot made (6)	6-5	1	
15:13				2 NOLLEY II L 2pt FG outside the paint, jump shot missed
15:10	11 DURHAM J defensive rebound (2)			
14:57	33 MOONEY J turnover lost ball (1)			23 RADFORD T steal (1)
14:54	10 GIBBS T foul shooting (1 - 1)			4 ALLEYNE N foul drawn (1)
14:54	Timeout media			
14:54	0 PFLUEGER R substitution out			
14:54	11 DURHAM J substitution out			
14:54	14 LASZEWSKI N substitution in			
14:54	23 GOODWIN D substitution in			
14:54				2 NOLLEY II L substitution out



Official Basketball Play by Play - First Half
Virginia Tech at Notre Dame
 03/07/20 Purcell Pavilion at the Joyce Center, Notre Dame, IN
 2019-20 Men's Basketball

Game Time: 2:00 PM
Game Duration: 1:58
Attendance: 8,301

Officials: Lee Cassell, Jeffery Clark, Jerry Heater

Game Time	ND	Score	Diff	VT
14:54				3 BEDE W substitution out
14:54				1 WILKINS I substitution in
14:54				15 CONE J substitution in
14:54		6-6	0	4 ALLEYNE N free throw fast break 1 - 2 made (1)
14:54		6-7	-1	4 ALLEYNE N free throw fast break 2 - 2 made (2)
14:31	14 LASZEWSKI N 3pt FG , jump shot made (3)	9-7	2	
14:31	23 GOODWIN D assist (1)			
14:07				23 RADFORD T 2pt FG outside the paint, jump shot missed
14:04	33 MOONEY J defensive rebound (2)			
13:56	23 GOODWIN D 3pt FG , jump shot missed			
13:54				1 WILKINS I defensive rebound (1)
13:45				15 CONE J 3pt FG , jump shot missed
13:42	3 HUBB P defensive rebound (1)			
13:21	10 GIBBS T turnover bad pass (1)			15 CONE J steal (1)
13:15				1 WILKINS I 3pt FG , jump shot missed
13:12	23 GOODWIN D defensive rebound (1)			
13:06	3 HUBB P turnover lost ball (1)			15 CONE J steal (2)
12:34				1 WILKINS I 3pt FG , jump shot missed
12:32	33 MOONEY J defensive rebound (3)			
12:20	23 GOODWIN D 2pt FG in the paint, jump shot missed			
12:17				23 RADFORD T defensive rebound (4)
12:04				23 RADFORD T 2pt FG in the paint, jump shot blocked
12:04	33 MOONEY J block (1)			
11:59	23 GOODWIN D defensive rebound (2)			
11:58	3 HUBB P 2pt FG fast break in the paint, dunk, made (2)	11-7	4	
11:58	23 GOODWIN D assist (2)			
11:38				14 HORNE P 3pt FG , jump shot missed
11:33	14 LASZEWSKI N defensive rebound (1)			
11:19	10 GIBBS T foul drawn (2)			4 ALLEYNE N foul personal (2 - 3)
11:19	Timeout media			
11:19	3 HUBB P substitution out			
11:19	33 MOONEY J substitution out			
11:19	0 PFLUEGER R substitution in			
11:19	13 DJOGO N substitution in			
11:19				1 WILKINS I substitution out
11:19				4 ALLEYNE N substitution out
11:19				14 HORNE P substitution out
11:19				23 RADFORD T substitution out
11:19				0 CATTOOR H substitution in
11:19				2 NOLLEY II L substitution in
11:19				3 BEDE W substitution in
11:19				21 OJIAKO J substitution in
11:03	23 GOODWIN D 3pt FG , jump shot missed			
11:00	0 PFLUEGER R offensive rebound (3)			
10:57	10 GIBBS T 3pt FG , jump shot made (9)	14-7	7	
10:57	13 DJOGO N assist (1)			
10:37				15 CONE J 3pt FG , jump shot missed
10:35	13 DJOGO N defensive rebound (1)			
10:31	10 GIBBS T 3pt FG , jump shot made (12)	17-7	10	



Official Basketball Play by Play - First Half
Virginia Tech at Notre Dame
 03/07/20 Purcell Pavilion at the Joyce Center, Notre Dame, IN
 2019-20 Men's Basketball

Game Time: 2:00 PM
Game Duration: 1:58
Attendance: 8,301

Officials: Lee Cassell, Jeffery Clark, Jerry Heater

Game Time	ND	Score	Diff	VT
10:31	13 DJOGO N assist (2)			
10:11	0 PFLUEGER R foul shooting (1 - 2)			2 NOLLEY II L foul drawn (1)
10:11				2 NOLLEY II L free throw 1 - 2 missed
10:11				offensive dead ball rebound (1)
10:11	23 GOODWIN D substitution out			
10:11	3 HUBB P substitution in			
10:11				21 OJIAKO J substitution out
10:11				23 RADFORD T substitution in
10:11				2 NOLLEY II L free throw 2 - 2 missed
10:09	14 LASZEWSKI N defensive rebound (2)			
09:57	0 PFLUEGER R turnover bad pass (1)			0 CATTOOR H steal (1)
09:44				15 CONE J 3pt FG , jump shot missed
09:41	13 DJOGO N defensive rebound (2)			
09:23	10 GIBBS T 3pt FG , jump shot missed			
09:20				0 CATTOOR H defensive rebound (1)
09:12				2 NOLLEY II L 2pt FG outside the paint, jump shot missed
09:09	13 DJOGO N defensive rebound (3)			
08:55	0 PFLUEGER R 3pt FG , jump shot missed			
08:52				2 NOLLEY II L defensive rebound (2)
08:47				2 NOLLEY II L 3pt FG , jump shot missed
08:44	0 PFLUEGER R defensive rebound (4)			
08:17	13 DJOGO N 3pt FG , jump shot missed			
08:14				23 RADFORD T defensive rebound (5)
07:56				3 BEDE W turnover (1)
07:56	Timeout media			
07:56	10 GIBBS T substitution out			
07:56	13 DJOGO N substitution out			
07:56	14 LASZEWSKI N substitution out			
07:56	11 DURHAM J substitution in			
07:56	23 GOODWIN D substitution in			
07:56	33 MOONEY J substitution in			
07:56				3 BEDE W substitution out
07:56				14 HORNE P substitution in
07:38	11 DURHAM J 2pt FG outside the paint, jump shot missed			
07:36				0 CATTOOR H defensive rebound (2)
07:22				2 NOLLEY II L 2pt FG outside the paint, jump shot missed
07:18	23 GOODWIN D defensive rebound (3)			
07:14	23 GOODWIN D turnover travel (1)			
07:14	0 PFLUEGER R substitution out			
07:14	10 GIBBS T substitution in			
07:14				2 NOLLEY II L substitution out
07:14				1 WILKINS I substitution in
06:52				15 CONE J 3pt FG , jump shot missed
06:49	23 GOODWIN D defensive rebound (4)			
06:42	23 GOODWIN D 2pt FG in the paint, layup made (2)	19-7	12	
06:27	23 GOODWIN D foul personal (1 - 3)			0 CATTOOR H foul drawn (1)
06:09	33 MOONEY J steal (2)			15 CONE J turnover bad pass (1)
05:55	11 DURHAM J 2pt FG in the paint, jump shot blocked			
05:55				1 WILKINS I block (1)



Official Basketball Play by Play - First Half
Virginia Tech at Notre Dame
 03/07/20 Purcell Pavilion at the Joyce Center, Notre Dame, IN
 2019-20 Men's Basketball

Game Time: 2:00 PM
Game Duration: 1:58
Attendance: 8,301

Officials: Lee Cassell, Jeffery Clark, Jerry Heater

Game Time	ND	Score	Diff	VT
05:53	11 DURHAM J offensive rebound (3)			
05:53				15 CONE J substitution out
05:53				3 BEDE W substitution in
05:52	23 GOODWIN D turnover lost ball (2)			23 RADFORD T steal (2)
05:27				0 CATTOOR H 3pt FG , jump shot missed
05:25	11 DURHAM J defensive rebound (4)			
05:16	3 HUBB P turnover bad pass (2)			
05:16	11 DURHAM J substitution out			
05:16	23 GOODWIN D substitution out			
05:16	0 PFLUEGER R substitution in			
05:16	14 LASZEWSKI N substitution in			
05:03		19-10	9	14 HORNE P 3pt FG , jump shot made (6)
05:03				3 BEDE W assist (2)
04:37	3 HUBB P 2pt FG outside the paint, jump shot missed			
04:29	33 MOONEY J offensive rebound (4)			
04:29	33 MOONEY J 2pt FG in the paint, layup missed			
04:27				0 CATTOOR H defensive rebound (3)
04:23		19-13	6	0 CATTOOR H 3pt FG , jump shot made (3)
04:23				3 BEDE W assist (3)
04:00	3 HUBB P foul drawn (1)			14 HORNE P foul shooting (1 - 4)
04:00	Timeout media			
04:00	33 MOONEY J substitution out			
04:00	23 GOODWIN D substitution in			
04:00	3 HUBB P free throw 1 - 2 missed			
04:00	offensive dead ball rebound (1)			
04:00				14 HORNE P substitution out
04:00				15 CONE J substitution in
04:00	3 HUBB P free throw 2 - 2 made (3)	20-13	7	
03:38				15 CONE J 3pt FG , jump shot missed
03:37	defensive rebound (23)			
03:13	23 GOODWIN D 2pt FG in the paint, jump shot made (4)	22-13	9	
02:54				3 BEDE W 2pt FG in the paint, layup missed
02:51	23 GOODWIN D defensive rebound (5)			
02:38	14 LASZEWSKI N foul offensive (1 - 4)			23 RADFORD T foul drawn (1)
02:38	14 LASZEWSKI N turnover offensive (1)			
02:38	14 LASZEWSKI N substitution out			
02:38	33 MOONEY J substitution in			
02:38				0 CATTOOR H substitution out
02:38				23 RADFORD T substitution out
02:38				4 ALLEYNE N substitution in
02:38				14 HORNE P substitution in
02:18				1 WILKINS I 2pt FG in the paint, jump shot missed
02:18	33 MOONEY J defensive rebound (5)			
02:18	33 MOONEY J foul drawn (1)			1 WILKINS I foul personal (1 - 5)
02:05	23 GOODWIN D 2pt FG outside the paint, jump shot missed			
02:02				14 HORNE P defensive rebound (4)
01:49	3 HUBB P steal (1)			3 BEDE W turnover bad pass (2)
01:42	10 GIBBS T 2pt FG in the paint, jump shot missed			
01:41	offensive rebound (26)			



Official Basketball Play by Play - First Half
Virginia Tech at Notre Dame
 03/07/20 Purcell Pavilion at the Joyce Center, Notre Dame, IN
 2019-20 Men's Basketball

Game Time: 2:00 PM
Game Duration: 1:58
Attendance: 8,301

Officials: Lee Cassell, Jeffery Clark, Jerry Heater

Game Time	ND	Score	Diff	VT
01:41				3 BEDE W substitution out
01:41				23 RADFORD T substitution in
01:34	10 GIBBS T 3pt FG , jump shot made (15)	25-13	12	
01:17		25-15	10	23 RADFORD T 2pt FG in the paint, jump shot made (4)
01:03				4 ALLEYNE N substitution out
01:03				0 CATTOOR H substitution in
01:03	Timeout 30 Sec			
00:50	3 HUBB P 3pt FG , jump shot made (6)	28-15	13	
00:50	10 GIBBS T assist (1)			
00:25	23 GOODWIN D foul drawn (1)			14 HORNE P foul offensive (2 - 6)
00:25				14 HORNE P turnover offensive (1)
00:06	3 HUBB P turnover bad pass (3)			1 WILKINS I steal (1)
00:03	0 PFLUEGER R foul personal (2 - 5)			23 RADFORD T foul drawn (2)
00:03	0 PFLUEGER R substitution out			
00:03	14 LASZEWSKI N substitution in			
00:03				Timeout 30 Sec
00:01		28-17	11	14 HORNE P 2pt FG outside the paint, jump shot made (8)
00:01				0 CATTOOR H assist (1)
END OF PERIOD				
ND 28-17 VT				



Officials: Lee Cassell, Jeffery Clark, Jerry Heater

Virginia Tech - 17

NO.	Name	Min	FG	3P	FT	Rebounds			Fouls		TP	AS	TO	ST	Blocks		+/-
			M-A	M-A	M-A	OR	DR	TOT	PF	FD					BS	BA	
2	Landers Nolley II	F 09:11	0-6	0-3	0-2	1	1	2	1	1	0	0	1	0	0	0	-7
14	P.J. Horne	F 15:15	3-6	2-5	0-0	0	4	4	2	0	8	0	1	0	0	0	-2
3	Wabissa Bede	G 12:41	0-1	0-0	0-0	0	0	0	0	0	0	3	2	0	0	0	-4
4	Nahiem Alleyne	G 10:16	0-1	0-0	2-2	0	0	0	2	1	2	0	0	0	0	0	-5
23	Tyrece Radford	G 17:55	2-4	0-0	0-0	1	4	5	0	2	4	0	0	2	0	1	-5
1	Isaiah Wilkins	10:49	0-3	0-2	0-0	0	1	1	1	0	0	0	0	1	1	0	-4
15	Jalen Cone	13:01	0-5	0-5	0-0	0	0	0	0	0	0	0	1	2	0	0	-16
0	Hunter Cattoor	09:44	1-2	1-2	0-0	0	3	3	0	1	3	1	0	1	0	0	-6
21	John Ojiako	01:08	0-0	0-0	0-0	0	0	0	0	0	0	0	0	0	0	0	-6
Team						0	0	0			0		0				
Totals			6-28	3-17	2-4	2	13	15	6	5	17	4	5	6	1	1	-11

Shooting By Period		
1st FG%	6-28	21.4%
3PT%	3-17	17.6%
FT%	2-4	50%
GM FG%	6-28	21.4%
3PT%	3-17	17.6%
FT%	2-4	50.0%

Dead Ball Rebounds: 1, 0

Technical Fouls::NONE

Notre Dame - 28

NO.	Name	Min	FG	3P	FT	Rebounds			Fouls		TP	AS	TO	ST	Blocks		+/-
			M-A	M-A	M-A	OR	DR	TOT	PF	FD					BS	BA	
11	Juwan Durham	F 07:46	0-3	0-0	0-0	2	2	4	0	1	0	0	0	0	0	1	3
33	John Mooney	F 15:15	0-3	0-2	0-0	1	4	5	0	1	0	0	1	2	1	0	2
0	Rex Pflueger	G 14:23	0-2	0-2	0-0	1	3	4	2	0	0	0	1	0	0	0	8
3	Prentiss Hubb	G 18:52	2-4	1-2	1-2	0	1	1	0	1	6	0	3	1	0	0	5
10	T.J. Gibbs	G 19:18	4-7	4-5	3-3	0	0	0	1	2	15	1	1	0	0	0	11
14	Nate Laszewski	09:40	1-1	1-1	0-0	0	2	2	1	0	3	0	1	0	0	0	4
23	Dane Goodwin	11:23	2-6	0-2	0-0	0	5	5	1	1	4	2	2	0	0	0	16
13	Nikola Djogo	03:23	0-1	0-1	0-0	0	3	3	0	0	0	2	0	0	0	0	6
Team						1	1	2			0		0				
Totals			9-27	6-15	4-5	5	21	26	5	6	28	5	9	3	1	1	11

Shooting By Period		
1st FG%	9-27	33.3%
3PT%	6-15	40.0%
FT%	4-5	80%
GM FG%	9-27	33.3%
3PT%	6-15	40.0%
FT%	4-5	80.0%

Dead Ball Rebounds: 1, 0

Technical Fouls::NONE

	VT	ND
Biggest lead	2 (1 st 16:46)	13 (1 st 0:50)
Best Scoring Run	6 (1 st 4:23)	13 (1 st 6:42)
Lead Changes	4	
Times Tied	2	
Time with Lead	01:23	15:58

Points from	VT	ND
Turnovers	7	3
Paint	4	6
Second Chance	3	6
Fast Breaks	2	2
Bench	3	7

	Period by Period Scoring	
	1st	TOT
VT	17	17
ND	28	28



Officials: Lee Cassell, Jeffery Clark, Jerry Heater

Period 2

Quarter Starters:

ND	0 Pflueger R	3 Hubb P	10 Gibbs T	23 Goodwin D	33 Mooney J
VT	1 Wilkins I	3 Bede W	4 Alleyne N	14 Horne P	23 Radford T

Game Time	ND	Score	Diff	VT
20:00	14 LASZEWSKI N substitution out			
20:00	0 PFLUEGER R substitution in			
20:00				0 CATTOOR H substitution out
20:00				15 CONE J substitution out
20:00				3 BEDE W substitution in
20:00				4 ALLEYNE N substitution in
19:41		28-20	8	4 ALLEYNE N 3pt FG , jump shot made (5)
19:41				3 BEDE W assist (4)
19:18	10 GIBBS T 3pt FG , jump shot made (18)	31-20	11	
19:18	23 GOODWIN D assist (3)			
18:58		31-22	9	23 RADFORD T 2pt FG in the paint, jump shot made (6)
18:48	0 PFLUEGER R 2pt FG in the paint, layup made (2)	33-22	11	
18:23				1 WILKINS I 3pt FG , jump shot missed
18:19	0 PFLUEGER R defensive rebound (5)			
18:06	33 MOONEY J 2pt FG in the paint, jump shot missed			
18:02				3 BEDE W defensive rebound (1)
17:53		33-24	9	23 RADFORD T 2pt FG in the paint, jump shot made (8)
17:37	3 HUBB P 3pt FG , jump shot missed			
17:34	0 PFLUEGER R offensive rebound (6)			
17:22	0 PFLUEGER R 3pt FG , jump shot missed			
17:19				23 RADFORD T defensive rebound (6)
17:10	0 PFLUEGER R foul shooting (3 - 1)			4 ALLEYNE N foul drawn (2)
17:10		33-25	8	4 ALLEYNE N free throw 1 - 2 made (6)
17:10	0 PFLUEGER R substitution out			
17:10	14 LASZEWSKI N substitution in			
17:10				1 WILKINS I substitution out
17:10				2 NOLLEY II L substitution in
17:10		33-26	7	4 ALLEYNE N free throw 2 - 2 made (7)
16:54	3 HUBB P turnover bad pass (4)			
16:36		33-28	5	4 ALLEYNE N 2pt FG in the paint, layup made (9)
16:19	23 GOODWIN D 2pt FG in the paint, layup made (6)	35-28	7	
16:19	3 HUBB P assist (1)			
15:54	33 MOONEY J steal (3)			23 RADFORD T turnover bad pass (1)
15:42	23 GOODWIN D 2pt FG outside the paint, jump shot missed			
15:39				23 RADFORD T defensive rebound (7)
15:26				2 NOLLEY II L 2pt FG outside the paint, jump shot missed
15:23	33 MOONEY J defensive rebound (6)			
15:08	23 GOODWIN D 2pt FG in the paint, layup made (8)	37-28	9	
14:49				23 RADFORD T 2pt FG outside the paint, jump shot missed
14:46	33 MOONEY J defensive rebound (7)			
14:41	23 GOODWIN D foul drawn (2)			14 HORNE P foul personal (3 - 1)
14:41		Timeout media		
14:41	3 HUBB P substitution out			



Official Basketball Play by Play - Second Half
Virginia Tech at Notre Dame
 03/07/20 Purcell Pavilion at the Joyce Center, Notre Dame, IN
 2019-20 Men's Basketball

Game Time: 2:00 PM
Game Duration: 1:58
Attendance: 8,301

Officials: Lee Cassell, Jeffery Clark, Jerry Heater

Game Time	ND	Score	Diff	VT
14:41	33 MOONEY J substitution out			
14:41	0 PFLUEGER R substitution in			
14:41	11 DURHAM J substitution in			
14:41				3 BEDE W substitution out
14:41				14 HORNE P substitution out
14:41				23 RADFORD T substitution out
14:41				0 CATTOOR H substitution in
14:41				1 WILKINS I substitution in
14:41				15 CONE J substitution in
14:22	14 LASZEWSKI N turnover bad pass (2)			0 CATTOOR H steal (2)
14:06		37-30	7	1 WILKINS I 2pt FG in the paint, layup made (2)
14:06				15 CONE J assist (1)
13:37	14 LASZEWSKI N 2pt FG in the paint, jump shot made (5)	39-30	9	
13:37	14 LASZEWSKI N foul drawn (1)			2 NOLLEY II L foul shooting (2 - 2)
13:37	23 GOODWIN D substitution out			
13:37	3 HUBB P substitution in			
13:37	14 LASZEWSKI N free throw 1 - 1 missed			
13:36				1 WILKINS I defensive rebound (2)
13:21				1 WILKINS I 2pt FG in the paint, jump shot missed
13:18	14 LASZEWSKI N defensive rebound (3)			
13:03	14 LASZEWSKI N foul drawn (2)			2 NOLLEY II L foul personal (3 - 3)
13:00	11 DURHAM J 2pt FG in the paint, jump shot missed			
12:57				4 ALLEYNE N defensive rebound (1)
12:56				4 ALLEYNE N turnover bad pass (1)
12:37	0 PFLUEGER R turnover lost ball (2)			4 ALLEYNE N steal (1)
12:37	0 PFLUEGER R steal (1)			4 ALLEYNE N turnover lost ball (2)
12:37	0 PFLUEGER R foul drawn (1)			15 CONE J foul personal (1 - 4)
12:31	10 GIBBS T 2pt FG in the paint, layup made (20)	41-30	11	
12:06				4 ALLEYNE N 2pt FG in the paint, jump shot missed
12:03	0 PFLUEGER R defensive rebound (7)			
11:59	10 GIBBS T 3pt FG , jump shot missed			
11:56				15 CONE J defensive rebound (1)
11:54		41-32	9	1 WILKINS I 2pt FG fast break in the paint, layup made (4)
11:54				15 CONE J assist (2)
11:31	11 DURHAM J 2pt FG in the paint, dunk, made (2)	43-32	11	
11:31	3 HUBB P assist (2)			
11:09	3 HUBB P steal (2)			1 WILKINS I turnover bad pass (1)
11:04	14 LASZEWSKI N 2pt FG fast break in the paint, dunk, made (7)	45-32	13	
11:04	3 HUBB P assist (3)			
11:04				Timeout 30 Sec
11:04	0 PFLUEGER R substitution out			
11:04	11 DURHAM J substitution out			
11:04	23 GOODWIN D substitution in			
11:04	33 MOONEY J substitution in			
11:04				1 WILKINS I substitution out
11:04				4 ALLEYNE N substitution out
11:04				14 HORNE P substitution in
11:04				23 RADFORD T substitution in
10:43				15 CONE J 2pt FG outside the paint, jump shot missed



Official Basketball Play by Play - Second Half
Virginia Tech at Notre Dame
 03/07/20 Purcell Pavilion at the Joyce Center, Notre Dame, IN
 2019-20 Men's Basketball

Game Time: 2:00 PM
Game Duration: 1:58
Attendance: 8,301

Officials: Lee Cassell, Jeffery Clark, Jerry Heater

Game Time	ND	Score	Diff	VT
10:40	33 MOONEY J defensive rebound (8)			
10:36	3 HUBB P turnover bad pass (5)			
10:23	Timeout media			
10:17				15 CONE J 3pt FG , jump shot missed
10:14	23 GOODWIN D defensive rebound (6)			
10:02	23 GOODWIN D 2pt FG in the paint, jump shot made (10)	47-32	15	
10:02	3 HUBB P assist (4)			
09:43		47-35	12	0 CATTOOR H 3pt FG , jump shot made (6)
09:43				2 NOLLEY II L assist (1)
09:28	33 MOONEY J 3pt FG , jump shot made (3)	50-35	15	
09:28	3 HUBB P assist (5)			
09:12		50-37	13	2 NOLLEY II L 2pt FG outside the paint, jump shot made (2)
08:55	10 GIBBS T turnover bad pass (2)			0 CATTOOR H steal (3)
08:44				23 RADFORD T 2pt FG in the paint, jump shot missed
08:42				14 HORNE P offensive rebound (5)
08:29		50-40	10	14 HORNE P 3pt FG , jump shot made (11)
08:29				2 NOLLEY II L assist (2)
08:11	23 GOODWIN D 3pt FG , jump shot made (13)	53-40	13	
08:11	3 HUBB P assist (6)			
08:11	Timeout 30 Sec			
08:11	10 GIBBS T substitution out			
08:11	0 PFLUEGER R substitution in			
08:11				15 CONE J substitution out
08:11				23 RADFORD T substitution out
08:11				3 BEDE W substitution in
08:11				4 ALLEYNE N substitution in
07:47		53-43	10	14 HORNE P 3pt FG , jump shot made (14)
07:47				4 ALLEYNE N assist (1)
07:18	23 GOODWIN D 3pt FG , jump shot missed			
07:16				14 HORNE P defensive rebound (6)
06:51				4 ALLEYNE N 3pt FG , jump shot missed
06:47	23 GOODWIN D defensive rebound (7)			
06:31	14 LASZEWSKI N 3pt FG , jump shot missed			
06:28				0 CATTOOR H defensive rebound (4)
06:14		53-45	8	2 NOLLEY II L 2pt FG in the paint, jump shot made (4)
05:54	33 MOONEY J foul drawn (2)			4 ALLEYNE N foul personal (3 - 5)
05:54				4 ALLEYNE N substitution out
05:54				15 CONE J substitution in
05:54	14 LASZEWSKI N substitution out			
05:54	10 GIBBS T substitution in			
05:43	0 PFLUEGER R turnover lost ball (3)			
05:24				14 HORNE P 3pt FG , jump shot missed
05:20	23 GOODWIN D defensive rebound (8)			
04:57	10 GIBBS T 2pt FG in the paint, jump shot made (22)	55-45	10	
04:37				15 CONE J 3pt FG , jump shot missed
04:34	10 GIBBS T defensive rebound (1)			
04:22	33 MOONEY J 2pt FG in the paint, layup missed			
04:19	33 MOONEY J offensive rebound (9)			
04:19	33 MOONEY J 2pt FG in the paint, layup missed			



Official Basketball Play by Play - Second Half
Virginia Tech at Notre Dame
 03/07/20 Purcell Pavilion at the Joyce Center, Notre Dame, IN
 2019-20 Men's Basketball

Game Time: 2:00 PM
Game Duration: 1:58
Attendance: 8,301

Officials: Lee Cassell, Jeffery Clark, Jerry Heater

Game Time	ND	Score	Diff	VT
04:19	33 MOONEY J offensive rebound (10)			
04:19	33 MOONEY J foul drawn (3)			0 CATTOOR H foul shooting (1 - 6)
04:19	33 MOONEY J free throw 1 - 2 made (4)	56-45	11	
04:19				15 CONE J substitution out
04:19				23 RADFORD T substitution in
04:19	33 MOONEY J free throw 2 - 2 made (5)	57-45	12	
04:08				2 NOLLEY II L 2pt FG in the paint, jump shot missed
04:05	33 MOONEY J defensive rebound (11)			
03:45	0 PFLUEGER R 2pt FG in the paint, jump shot missed			
03:42				14 HORNE P defensive rebound (7)
03:19				2 NOLLEY II L 3pt FG , jump shot missed
03:16	33 MOONEY J defensive rebound (12)			
03:07	3 HUBB P foul drawn (2)			3 BEDE W foul personal (1 - 7)
03:07	Timeout media			
03:07	3 HUBB P 1&1 free throw 1 missed			
03:06				2 NOLLEY II L defensive rebound (3)
02:46		57-47	10	3 BEDE W 2pt FG in the paint, jump shot made (2)
02:45				Timeout 30 Sec
02:26	33 MOONEY J 2pt FG in the paint, layup made (7)	59-47	12	
02:26	23 GOODWIN D assist (4)			
02:08		59-50	9	0 CATTOOR H 3pt FG , jump shot made (9)
02:08				3 BEDE W assist (5)
01:57	10 GIBBS T 3pt FG , jump shot missed			
01:55	23 GOODWIN D offensive rebound (9)			
01:48	0 PFLUEGER R 3pt FG , jump shot made (5)	62-50	12	
01:48	10 GIBBS T assist (2)			
01:35				0 CATTOOR H 3pt FG , jump shot missed
01:32	0 PFLUEGER R defensive rebound (8)			
01:24	33 MOONEY J turnover travel (2)			
01:14				0 CATTOOR H 3pt FG , jump shot missed
01:11	33 MOONEY J defensive rebound (13)			
00:54	0 PFLUEGER R foul drawn (2)			2 NOLLEY II L foul shooting (4 - 8)
00:54	0 PFLUEGER R free throw 1 - 2 made (6)	63-50	13	
00:54	0 PFLUEGER R free throw 2 - 2 made (7)	64-50	14	
00:54	0 PFLUEGER R substitution out			
00:54	10 GIBBS T substitution out			
00:54	33 MOONEY J substitution out			
00:54	11 DURHAM J substitution in			
00:54	13 DJOGO N substitution in			
00:54	14 LASZEWSKI N substitution in			
00:40		64-53	11	2 NOLLEY II L 3pt FG , jump shot made (7)
00:15	3 HUBB P 3pt FG , jump shot blocked			
00:15				3 BEDE W block (1)
00:09				2 NOLLEY II L defensive rebound (4)
00:06		64-56	8	0 CATTOOR H 3pt FG , jump shot made (12)
00:06				2 NOLLEY II L assist (3)
END OF GAME				
ND 64-56 VT				



Officials: Lee Cassell, Jeffery Clark, Jerry Heater

Virginia Tech - 39

NO.	Name	F	Min	FG			3P			FT			Rebounds			Fouls		TP	AS	TO	ST	Blocks		+/-
				M-A	M-A	M-A	M-A	M-A	OR	DR	TOT	PF	FD	BS	BA									
2	Landers Nolley II	F	17:10	3-6	1-2	0-0	0	2	2	3	0	7	3	0	0	0	0	0	0	0	0	0	0	
14	P.J. Horne	F	16:23	2-3	2-3	0-0	1	2	3	1	0	6	0	0	0	0	0	0	0	0	0	0	7	
3	Wabissa Bede	G	13:30	1-1	0-0	0-0	0	1	1	1	0	2	2	0	0	0	1	0	0	0	0	0	7	
4	Nahiem Alleyne	G	11:13	2-4	1-2	2-2	0	1	1	1	1	7	1	2	1	0	0	0	0	0	0	0	3	
23	Tyrece Radford	G	12:31	2-4	0-0	0-0	0	2	2	0	0	4	0	1	0	0	0	0	0	0	0	0	5	
0	Hunter Cattoor		14:41	3-5	3-5	0-0	0	1	1	1	0	9	0	0	2	0	0	0	0	0	0	0	1	
1	Isaiah Wilkins		06:27	2-4	0-1	0-0	0	1	1	0	0	4	0	1	0	0	0	0	0	0	0	0	-1	
15	Jalen Cone		08:05	0-3	0-2	0-0	0	1	1	1	0	0	2	0	0	0	0	0	0	0	0	0	-7	
Team							0	0	0			0			0									
Totals				15-30	7-15	2-2	1	11	12	8	1	39	8	4	3	1	0	3						

Shooting By Period		
2nd FG%	15-30	50.0%
3PT%	7-15	46.7%
FT%	2-2	100%
GM FG%	15-30	50.0%
3PT%	7-15	46.7%
FT%	2-2	100.0%

Dead Ball Rebounds: 0, 0

Technical Fouls::NONE

Notre Dame - 36

NO.	Name	F	Min	FG			3P			FT			Rebounds			Fouls		TP	AS	TO	ST	Blocks		+/-
				M-A	M-A	M-A	M-A	M-A	OR	DR	TOT	PF	FD	BS	BA									
11	Juwan Durham	F	04:31	1-2	0-0	0-0	0	0	0	0	0	2	0	0	0	0	0	0	0	0	0	0	-2	
33	John Mooney	F	15:29	2-5	1-1	2-2	2	6	8	0	2	7	0	1	1	0	0	0	0	0	0	0	-1	
0	Rex Pflueger	G	13:44	2-4	1-2	2-2	1	3	4	1	2	7	0	2	1	0	0	2	1	0	0	0	2	
3	Prentiss Hubb	G	18:56	0-2	0-2	0-1	0	0	0	0	1	0	6	2	1	0	1	0	0	0	0	0	-3	
10	T.J. Gibbs	G	16:49	3-5	1-3	0-0	0	1	1	0	0	7	1	1	0	0	0	0	0	0	0	0	8	
14	Nate Laszewski		12:10	2-3	0-1	0-1	0	1	1	0	2	4	0	1	0	0	0	0	0	0	0	0	-6	
23	Dane Goodwin		17:27	4-6	1-2	0-0	1	3	4	0	1	9	2	0	0	0	0	0	0	0	0	0	-7	
13	Nikola Djogo		00:54	0-0	0-0	0-0	0	0	0	0	0	0	0	0	0	0	0	0	0	0	0	0	-6	
Team							0	0	0			0			0									
Totals				14-27	4-11	4-6	4	14	18	1	8	36	9	7	3	0	1	-3						

Shooting By Period		
2nd FG%	14-27	51.9%
3PT%	4-11	36.4%
FT%	4-6	66.7%
GM FG%	14-27	51.9%
3PT%	4-11	36.4%
FT%	4-6	66.7%

Dead Ball Rebounds: 0, 0

Technical Fouls::NONE

	VT	ND
Biggest lead	0 (1 st 20:00)	15 (2 nd 10:02)
Best Scoring Run	6(2 nd 16:36)	6(2 nd 10:02)
Lead Changes	0	
Times Tied	0	
Time with Lead	00:00	19:41

Points from	VT	ND
Turnovers	7	4
Paint	14	20
Second Chance	3	5
Fast Breaks	2	2
Bench	13	13

	Period by Period Scoring	
	2nd	TOT
VT	39	39
ND	36	36



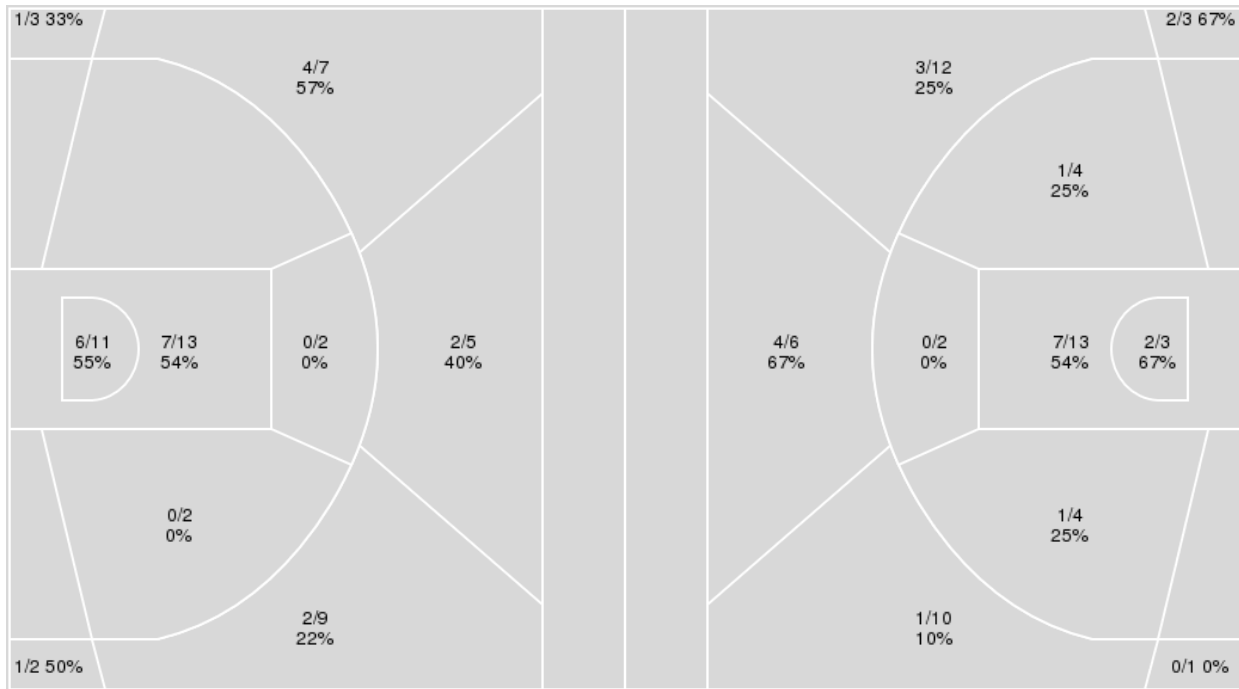
Officials: Lee Cassell, Jeffery Clark, Jerry Heater

{ Players => 0, 5, 10, 11, 13, 14, 15, 23, 24, 31, 33, 3; } FG Types => All; Results => All;

{ Players => All; } FG Types => All; Results => All;

Notre Dame

Virginia Tech



Notre Dame	M/A	%
Field Goals	23/54	43
2 Points	13/28	46
3 Points	10/26	38
Free Throws	8/11	73

Virginia Tech	M/A	%
Field Goals	21/58	36
2 Points	11/26	42
3 Points	10/32	31
Free Throws	4/6	67



Virginia Tech at Notre Dame

03/07/20 Purcell Pavilion at the Joyce Center, Notre Dame, IN
2019-20 Men's Basketball

Game Time: 2:00 PM
Game Duration: 1:58
Attendance: 8,301

Officials: Lee Cassell, Jeffery Clark, Jerry Heater

Virginia Tech

No	Name	Mins		Score		Points Diff		Points per Min		Assists		Rebounds		Steals		Turnovers	
		On	Off	On	Off	On	Off	On	Off	On	Off	On	Off	On	Off	On	Off
0	Hunter Cattoor	24:25	15:35	36 - 41	20 - 23	-5	-3	1.47	1.28	10	2	14	13	6	3	6	3
1	Isaiah Wilkins	17:16	22:44	24 - 29	32 - 35	-5	-3	1.39	1.41	6	6	9	18	6	3	6	3
2	Landers Nolley II	26:21	13:39	36 - 43	20 - 21	-7	-1	1.37	1.47	8	4	21	6	5	4	6	3
3	Wabissa Bede	26:11	13:49	38 - 35	18 - 29	3	-11	1.45	1.30	7	5	20	7	3	6	4	5
4	Nahiem Alleyne	21:29	18:31	29 - 31	27 - 33	-2	-6	1.35	1.46	5	7	18	9	5	4	6	3
14	P.J. Horne	31:38	08:22	52 - 47	4 - 17	5	-13	1.64	0.48	10	2	21	6	6	3	5	4
15	Jalen Cone	21:06	18:54	18 - 41	38 - 23	-23	15	0.85	2.01	5	7	11	16	7	2	7	2
21	John Ojiako	01:08	38:52	0 - 6	56 - 58	-6	-2	0.00	1.44	0	12	0	27	0	9	0	9
23	Tyrece Radford	30:26	09:34	47 - 47	9 - 17	0	-8	1.54	0.94	9	3	21	6	7	2	5	4

Notre Dame

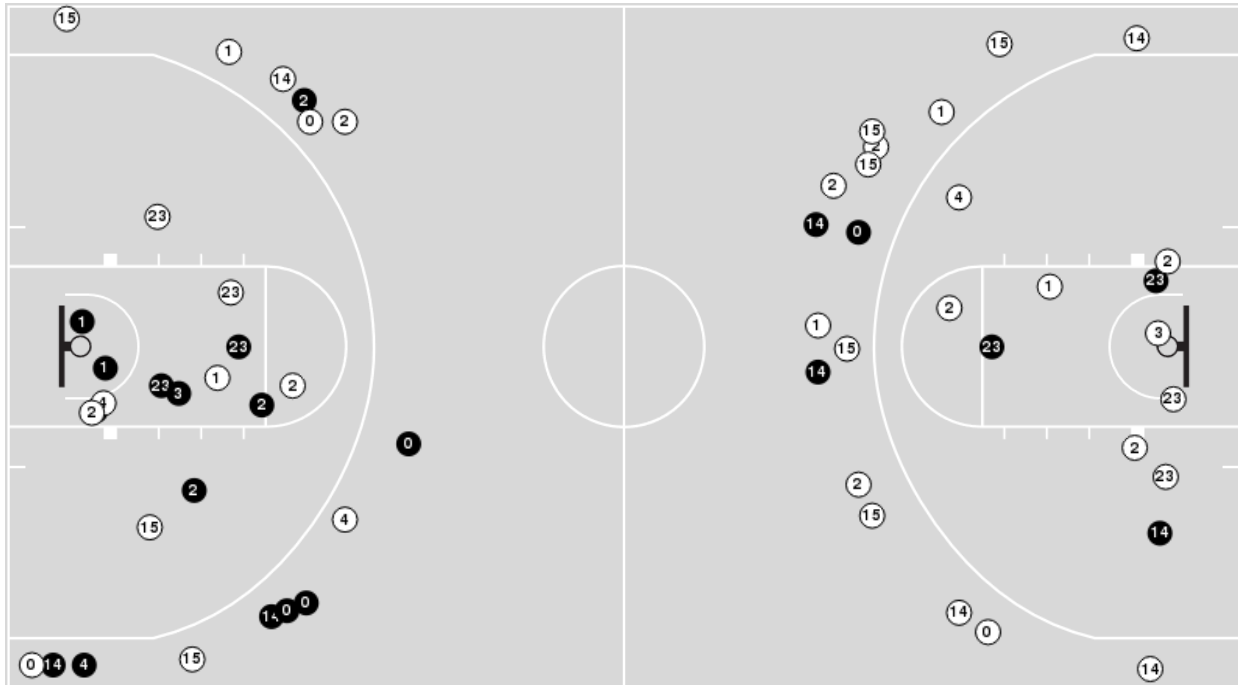
No	Name	Mins		Score		Points Diff		Points per Min		Assists		Rebounds		Steals		Turnovers	
		On	Off	On	Off	On	Off	On	Off	On	Off	On	Off	On	Off	On	Off
0	Rex Pflueger	28:07	11:53	45 - 35	19 - 21	10	-2	1.60	1.60	8	6	31	13	4	2	9	7
3	Prentiss Hubb	37:48	02:12	56 - 54	8 - 2	2	6	1.48	3.64	12	2	42	2	6	0	15	1
10	T.J. Gibbs	36:07	03:53	64 - 45	0 - 11	19	-11	1.77	0.00	14	0	42	2	6	0	15	1
11	Juwan Durham	12:17	27:43	16 - 15	48 - 41	1	7	1.30	1.73	2	12	11	33	4	2	6	10
13	Nikola Djogo	04:17	35:43	6 - 6	58 - 50	0	8	1.40	1.62	2	12	6	38	0	6	1	15
14	Nate Laszewski	21:50	18:10	34 - 36	30 - 20	-2	10	1.56	1.65	10	4	22	22	3	3	9	7
23	Dane Goodwin	28:50	11:10	52 - 43	12 - 13	9	-1	1.80	1.07	12	2	32	12	3	3	13	3
33	John Mooney	30:44	09:16	47 - 46	17 - 10	1	7	1.53	1.83	10	4	34	10	4	2	12	4



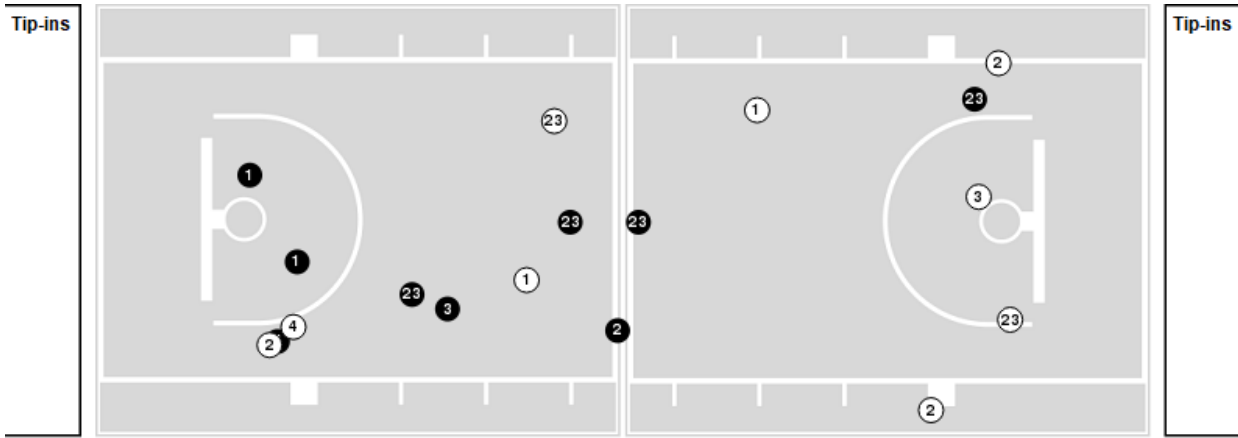
Officials: Lee Cassell, Jeffery Clark, Jerry Heater

Players => AllFG Types=>AllResults=>All
Virginia Tech

All Field Goals



Blow Up Chart



● Made ○ Missed N - Player Number

Virginia Tech	M/A	%
Field Goals	21/58	36
2 Points	11/26	42
3 Points	10/32	31
Free Throws	4/6	67

Virginia Tech	M/A	%
Points in the Paint	18 (9 / 16)	56
Fast Break Points	4 (3/3)	100
Second Chance Points	6 (2/3)	67
Effective FG%	45	

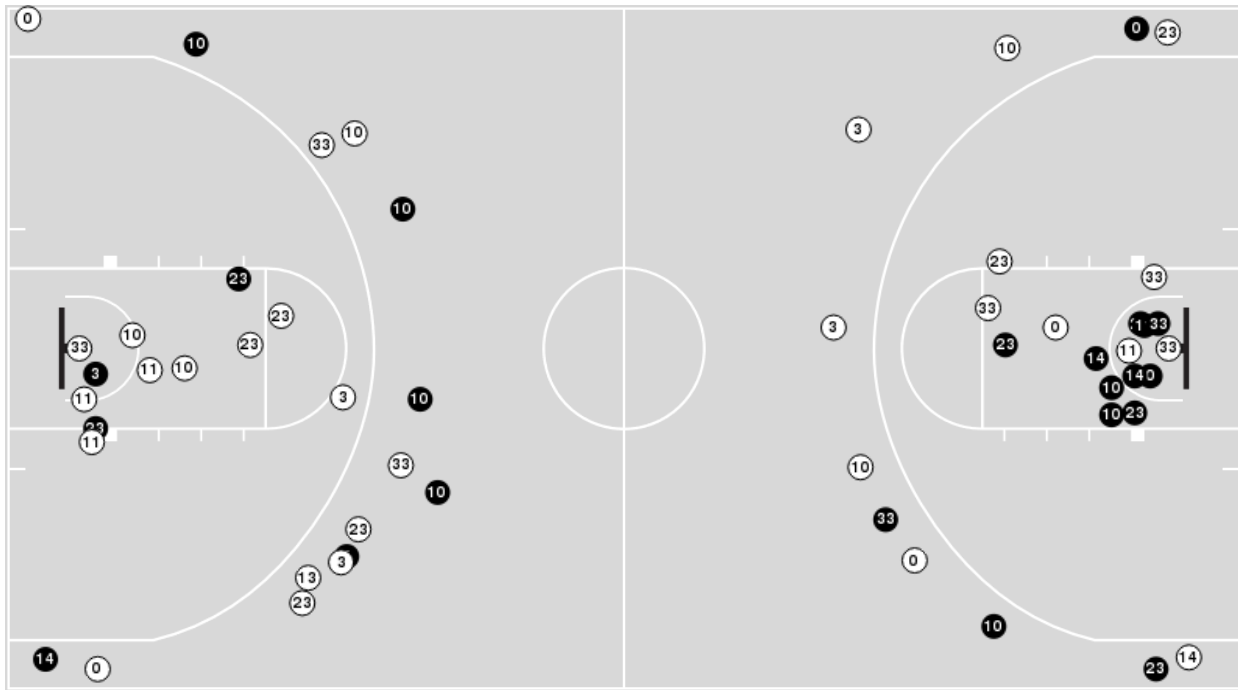


Officials: Lee Cassell, Jeffery Clark, Jerry Heater

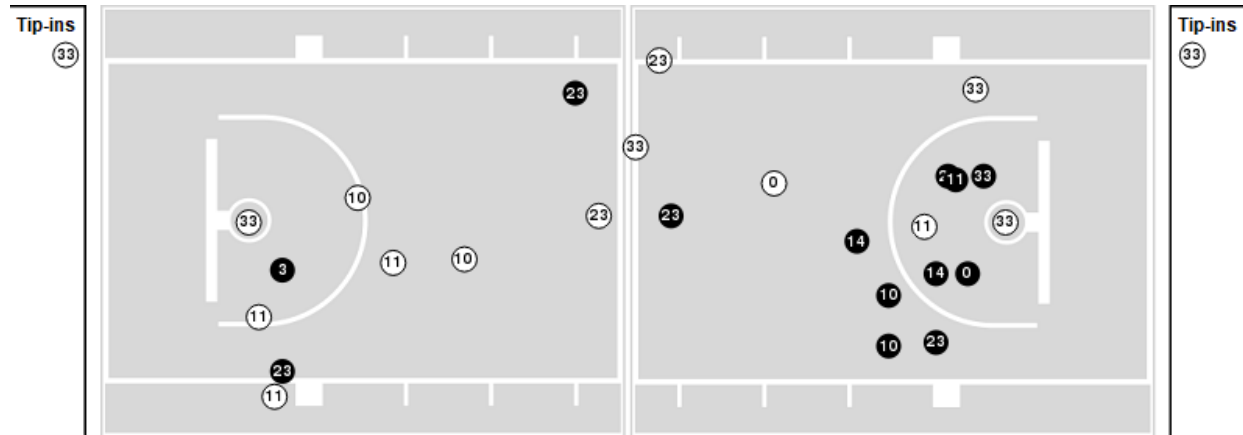
Players => 0, 5, 10, 11, 13, 14, 15, 23, 24, 31, 33, 3FG Types=>AllResults=>All

Notre Dame

All Field Goals



Blow Up Chart



● Made ○ Missed N - Player Number

Notre Dame	M/A	%
Field Goals	23/54	43
2 Points	13/28	46
3 Points	10/26	38
Free Throws	8/11	73

Notre Dame	M/A	%
Points in the Paint	26 (13 / 24)	54
Fast Break Points	4 (2/2)	100
Second Chance Points	11 (5/9)	56
Effective FG%	52	



Official Basketball Rotations Summary - Final
Virginia Tech at Notre Dame
 03/07/20 Purcell Pavilion at the Joyce Center, Notre Dame, IN
 2019-20 Men's Basketball

Game Time: 2:00 PM
Game Duration: 1:58
Attendance: 8,301

Officials: Lee Cassell, Jeffery Clark, Jerry Heater

Virginia Tech

Lineup	Quarter On	Time On	Quarter Off	Time Off	Time on Court	Score	Score Diff	Reb	Stl	Tov	Ass	PPP
2- Nolley II L/ 3- Bede W/ 4- Alleyne N/ 14- Horne P/ 23- Radford T/	1	20:00	1	14:54	05:06	5-6	-1	7	1	1	1	0.7143
1- Wilkins I/ 4- Alleyne N/ 14- Horne P/ 15- Cone J/ 23- Radford T/	1	14:54	1	11:19	03:35	2-5	-3	2	2	0	0	0.2907
0- Cattoor H/ 2- Nolley II L/ 3- Bede W/ 15- Cone J/ 21- Ojiako J/	1	11:19	1	10:11	01:08	0-6	-6	0	0	0	0	0.0000
0- Cattoor H/ 2- Nolley II L/ 3- Bede W/ 15- Cone J/ 23- Radford T/	1	10:11	1	07:56	02:15	0-0	0	3	1	1	0	0.0000
0- Cattoor H/ 2- Nolley II L/ 14- Horne P/ 15- Cone J/ 23- Radford T/	1	07:56	1	07:14	00:42	0-0	0	1	0	0	0	0.0000
0- Cattoor H/ 1- Wilkins I/ 14- Horne P/ 15- Cone J/ 23- Radford T/	1	07:14	1	05:53	01:21	0-2	-2	0	0	1	0	0.0000
0- Cattoor H/ 1- Wilkins I/ 3- Bede W/ 14- Horne P/ 23- Radford T/	1	05:53	1	04:00	01:53	6-0	6	1	1	0	2	2.0000
0- Cattoor H/ 1- Wilkins I/ 3- Bede W/ 15- Cone J/ 23- Radford T/	1	04:00	1	02:38	01:22	0-3	-3	0	0	0	0	0.0000
1- Wilkins I/ 3- Bede W/ 4- Alleyne N/ 14- Horne P/ 15- Cone J/	1	02:38	1	01:41	00:57	0-0	0	1	0	1	0	0.0000
1- Wilkins I/ 4- Alleyne N/ 14- Horne P/ 15- Cone J/ 23- Radford T/	1	01:41	1	01:03	00:38	2-3	-1	0	0	0	0	2.0000
0- Cattoor H/ 1- Wilkins I/ 14- Horne P/ 15- Cone J/ 23- Radford T/	1	01:03	2	20:00	01:03	2-3	-1	0	1	1	1	1.0000
1- Wilkins I/ 3- Bede W/ 4- Alleyne N/ 14- Horne P/ 23- Radford T/	2	20:00	2	17:10	02:50	8-5	3	2	0	0	1	1.8018
2- Nolley II L/ 3- Bede W/ 4- Alleyne N/ 14- Horne P/ 23- Radford T/	2	17:10	2	14:41	02:29	3-4	-1	1	0	1	0	0.6757
0- Cattoor H/ 1- Wilkins I/ 2- Nolley II L/ 4- Alleyne N/ 15- Cone J/	2	14:41	2	11:04	03:37	4-8	-4	3	2	3	2	0.5714
0- Cattoor H/ 2- Nolley II L/ 14- Horne P/ 15- Cone J/ 23- Radford T/	2	11:04	2	08:11	02:53	8-8	0	1	1	0	2	1.6000
0- Cattoor H/ 2- Nolley II L/ 3- Bede W/ 4- Alleyne N/ 14- Horne P/	2	08:11	2	05:54	02:17	5-0	5	2	0	0	1	1.6667
0- Cattoor H/ 2- Nolley II L/ 3- Bede W/ 14- Horne P/ 15- Cone J/	2	05:54	2	04:19	01:35	0-3	-3	0	0	0	0	0.0000
0- Cattoor H/ 2- Nolley II L/ 3- Bede W/ 14- Horne P/ 23- Radford T/	2	04:19	2	00:00	04:19	11-8	3	3	0	0	2	1.3750



Official Basketball Rotations Summary - Final
Virginia Tech at Notre Dame
 03/07/20 Purcell Pavilion at the Joyce Center, Notre Dame, IN
 2019-20 Men's Basketball

Game Time: 2:00 PM
Game Duration: 1:58
Attendance: 8,301

Officials: Lee Cassell, Jeffery Clark, Jerry Heater

Notre Dame

Lineup	Quarter On	Time On	Quarter Off	Time Off	Time on Court	Score	Score Diff	Reb	Stl	Tov	Ass	PPP
0- Pflueger R/ 10- Gibbs T/ 11- Durham J/ 33- Mooney J/ 3- Hubb P/	1	20:00	1	14:54	05:06	6-5	1	5	1	1	0	0.7212
10- Gibbs T/ 14- Laszewski N/ 23- Goodwin D/ 33- Mooney J/ 3- Hubb P/	1	14:54	1	11:19	03:35	5-2	3	6	0	2	2	0.8333
0- Pflueger R/ 10- Gibbs T/ 13- Djogo N/ 14- Laszewski N/ 23- Goodwin D/	1	11:19	1	10:11	01:08	6-0	6	2	0	0	2	3.0000
0- Pflueger R/ 10- Gibbs T/ 13- Djogo N/ 14- Laszewski N/ 3- Hubb P/	1	10:11	1	07:56	02:15	0-0	0	4	0	1	0	0.0000
0- Pflueger R/ 11- Durham J/ 23- Goodwin D/ 33- Mooney J/ 3- Hubb P/	1	07:56	1	07:14	00:42	0-0	0	1	0	1	0	0.0000
10- Gibbs T/ 11- Durham J/ 23- Goodwin D/ 33- Mooney J/ 3- Hubb P/	1	07:14	1	05:16	01:58	2-0	2	3	1	2	0	0.6667
0- Pflueger R/ 10- Gibbs T/ 14- Laszewski N/ 33- Mooney J/ 3- Hubb P/	1	05:16	1	04:00	01:16	0-6	-6	1	0	0	0	0.0000
0- Pflueger R/ 10- Gibbs T/ 14- Laszewski N/ 23- Goodwin D/ 3- Hubb P/	1	04:00	1	02:38	01:22	3-0	3	2	0	1	0	1.0417
0- Pflueger R/ 10- Gibbs T/ 23- Goodwin D/ 33- Mooney J/ 3- Hubb P/	1	02:38	1	00:03	02:34	6-2	4	2	1	1	1	1.5000
10- Gibbs T/ 14- Laszewski N/ 23- Goodwin D/ 33- Mooney J/ 3- Hubb P/	1	00:03	2	20:00	00:04	0-2	-2	0	0	0	0	0.0000
0- Pflueger R/ 10- Gibbs T/ 23- Goodwin D/ 33- Mooney J/ 3- Hubb P/	2	20:00	2	17:10	02:50	5-8	-3	2	0	0	1	1.2500
10- Gibbs T/ 14- Laszewski N/ 23- Goodwin D/ 33- Mooney J/ 3- Hubb P/	2	17:10	2	14:41	02:29	4-3	1	2	1	1	1	1.0000
0- Pflueger R/ 10- Gibbs T/ 11- Durham J/ 14- Laszewski N/ 23- Goodwin D/	2	14:41	2	13:37	01:04	2-2	0	0	0	1	0	1.0000
0- Pflueger R/ 10- Gibbs T/ 11- Durham J/ 14- Laszewski N/ 3- Hubb P/	2	13:37	2	11:04	02:33	6-2	4	2	2	1	2	0.9317
10- Gibbs T/ 14- Laszewski N/ 23- Goodwin D/ 33- Mooney J/ 3- Hubb P/	2	11:04	2	08:11	02:53	8-8	0	2	0	2	3	1.6000
0- Pflueger R/ 14- Laszewski N/ 23- Goodwin D/ 33- Mooney J/ 3- Hubb P/	2	08:11	2	05:54	02:17	0-5	-5	1	0	0	0	0.0000
0- Pflueger R/ 10- Gibbs T/ 23- Goodwin D/ 33- Mooney J/ 3- Hubb P/	2	05:54	2	00:54	05:00	11-5	6	9	0	2	2	1.3415
11- Durham J/ 13- Djogo N/ 14- Laszewski N/ 23- Goodwin D/ 3- Hubb P/	2	00:54	2	00:00	00:54	0-6	-6	0	0	0	0	0.0000



Official Basketball Line Up Analysis - Final
Virginia Tech at Notre Dame
 03/07/20 Purcell Pavilion at the Joyce Center, Notre Dame, IN
 2019-20 Men's Basketball

Game Time: 2:00 PM
Game Duration: 1:58
Attendance: 8,301

Officials: Lee Cassell, Jeffery Clark, Jerry Heater

Virginia Tech

Lineup	Time	Score	Score Diff	Pts/Min	Reb	Stl	Tov	Ass	PPP
2- Nolley II L/ 3- Bede W/ 4- Alleyne N/ 14- Horne P/ 23- Radford T/	07:35	8-10	-2	1.0549	8	1	2	1	0.6993
0- Cattoor H/ 2- Nolley II L/ 3- Bede W/ 14- Horne P/ 23- Radford T/	04:19	11-8	3	2.5483	3	0	0	2	1.3750
1- Wilkins I/ 4- Alleyne N/ 14- Horne P/ 15- Cone J/ 23- Radford T/	04:13	4-8	-4	0.9486	2	2	0	0	0.5076
0- Cattoor H/ 1- Wilkins I/ 2- Nolley II L/ 4- Alleyne N/ 15- Cone J/	03:37	4-8	-4	1.1060	3	2	3	2	0.5714
0- Cattoor H/ 2- Nolley II L/ 14- Horne P/ 15- Cone J/ 23- Radford T/	03:35	8-8	0	2.2326	2	1	0	2	1.3333
1- Wilkins I/ 3- Bede W/ 4- Alleyne N/ 14- Horne P/ 23- Radford T/	02:50	8-5	3	2.8235	2	0	0	1	1.8018
0- Cattoor H/ 1- Wilkins I/ 14- Horne P/ 15- Cone J/ 23- Radford T/	02:24	2-5	-3	0.8333	0	1	2	1	0.5000
0- Cattoor H/ 2- Nolley II L/ 3- Bede W/ 4- Alleyne N/ 14- Horne P/	02:17	5-0	5	2.1898	2	0	0	1	1.6667
0- Cattoor H/ 2- Nolley II L/ 3- Bede W/ 15- Cone J/ 23- Radford T/	02:15	0-0	0	0.0000	3	1	1	0	0.0000
0- Cattoor H/ 1- Wilkins I/ 3- Bede W/ 14- Horne P/ 23- Radford T/	01:53	6-0	6	3.1858	1	1	0	2	2.0000
0- Cattoor H/ 2- Nolley II L/ 3- Bede W/ 14- Horne P/ 15- Cone J/	01:35	0-3	-3	0.0000	0	0	0	0	0.0000
0- Cattoor H/ 1- Wilkins I/ 3- Bede W/ 15- Cone J/ 23- Radford T/	01:22	0-3	-3	0.0000	0	0	0	0	0.0000
0- Cattoor H/ 2- Nolley II L/ 3- Bede W/ 15- Cone J/ 21- Ojiako J/	01:08	0-6	-6	0.0000	0	0	0	0	0.0000
1- Wilkins I/ 3- Bede W/ 4- Alleyne N/ 14- Horne P/ 15- Cone J/	00:57	0-0	0	0.0000	1	0	1	0	0.0000



Official Basketball Line Up Analysis - Final
Virginia Tech at Notre Dame
 03/07/20 Purcell Pavilion at the Joyce Center, Notre Dame, IN
 2019-20 Men's Basketball

Game Time: 2:00 PM
Game Duration: 1:58
Attendance: 8,301

Officials: Lee Cassell, Jeffery Clark, Jerry Heater

Notre Dame

Lineup	Time	Score	Score Diff	Pts/Min	Reb	Stl	Tov	Ass	PPP
0- Pflueger R/ 10- Gibbs T/ 23- Goodwin D/ 33- Mooney J/ 3- Hubb P/	10:24	22-15	7	2.1154	13	1	3	4	1.3580
10- Gibbs T/ 14- Laszewski N/ 23- Goodwin D/ 33- Mooney J/ 3- Hubb P/	09:01	17-15	2	1.8854	10	1	5	6	1.1333
0- Pflueger R/ 10- Gibbs T/ 11- Durham J/ 33- Mooney J/ 3- Hubb P/	05:06	6-5	1	1.1765	5	1	1	0	0.7212
0- Pflueger R/ 10- Gibbs T/ 11- Durham J/ 14- Laszewski N/ 3- Hubb P/	02:33	6-2	4	2.3529	2	2	1	2	0.9317
0- Pflueger R/ 14- Laszewski N/ 23- Goodwin D/ 33- Mooney J/ 3- Hubb P/	02:17	0-5	-5	0.0000	1	0	0	0	0.0000
0- Pflueger R/ 10- Gibbs T/ 13- Djogo N/ 14- Laszewski N/ 3- Hubb P/	02:15	0-0	0	0.0000	4	0	1	0	0.0000
10- Gibbs T/ 11- Durham J/ 23- Goodwin D/ 33- Mooney J/ 3- Hubb P/	01:58	2-0	2	1.0169	3	1	2	0	0.6667
0- Pflueger R/ 10- Gibbs T/ 14- Laszewski N/ 23- Goodwin D/ 3- Hubb P/	01:22	3-0	3	2.1951	2	0	1	0	1.0417
0- Pflueger R/ 10- Gibbs T/ 14- Laszewski N/ 33- Mooney J/ 3- Hubb P/	01:16	0-6	-6	0.0000	1	0	0	0	0.0000
0- Pflueger R/ 10- Gibbs T/ 13- Djogo N/ 14- Laszewski N/ 23- Goodwin D/	01:08	6-0	6	5.2941	2	0	0	2	3.0000
0- Pflueger R/ 10- Gibbs T/ 11- Durham J/ 14- Laszewski N/ 23- Goodwin D/	01:04	2-2	0	1.8750	0	0	1	0	1.0000
11- Durham J/ 13- Djogo N/ 14- Laszewski N/ 23- Goodwin D/ 3- Hubb P/	00:54	0-6	-6	0.0000	0	0	0	0	0.0000
0- Pflueger R/ 11- Durham J/ 23- Goodwin D/ 33- Mooney J/ 3- Hubb P/	00:42	0-0	0	0.0000	1	0	1	0	0.0000