

# VT HOKIES

## 2019-20 Virginia Tech Men's Basketball Game Notes

### Game Info

Saturday, March 7 | 2 PM | Game 31  
Purcell Pavilion | South Bend, Ind.  
Notre Dame's Senior Day

#### INFORMATION

Virginia Tech  
Hokies



Record..... 16-14, 7-12 ACC  
Starters R/L..... 1/4  
Head Coach..... Mike Young  
Record at School (Years)..... 16-14 (1st)

Notre Dame  
Fighting Irish



Record..... 18-12, 9-10 ACC  
Starters R/L..... 4/1  
Head Coach..... Mike Brey  
Record at School (Years)..... 435-233 (10th)

#### NUMBERS TO KNOW

4

• Tech was sharing the rock effectively versus Clemson, dishing out 17 assists. That marked their fourth-most assists in an ACC game this year and most since Feb. 15.

6

• Though it hasn't necessarily equated to wins, the bench for Tech has been steady as of late, outscoring its opponents' reserves in its last six games, averaging 29.5 points a game.

23

• Two teams that like to let it rip from downtown will face each other Saturday. Tech is 23rd in the country in 3-point attempts (828) and the Irish are 16th (848). Each are 1-2 in ACC.

#### PROJECTED STARTERS (Based off last game)

#	Name	P	R	A	B	S
2	Landers Nolley (G/F)	15.9	6.0	2.4	0.3	0.8
3	Wabissa Bede (G)	5.3	3.7	5.6	0.4	1.1
4	Nahiem Alleyne (G)	9.0	2.4	1.5	0.2	0.3
14	P.J. Horne (F)	7.4	4.1	0.4	0.7	0.8
23	Tyrece Radford (G)	10.4	6.3	1.7	0.3	1.0

### On the Call

Dave O'Brien (PxP)  
Jordan Cornette (Analyst)  
Katie George (Reporter)



#### AT THE RIM

- In its last regular-season game of 2019-20, the Virginia Tech men's basketball team will play at Notre Dame on Saturday at 2 p.m. ET on the ACC Network.
- The last time these two faced off, the Hokies won 67-59 in South Bend behind them winning the glass. (More on page 5)
- Tech is 2-3 all-time at Notre Dame.
- Notre Dame leads the all-time series 8-4, but Tech has won three of the last of four games, with the lone loss being in the 2018 ACC Tournament in Brooklyn, New York.
- Tech coach Mike Young and Notre Dame coach Mike Brey have faced each other once, with that matchup coming in 2005, a 74-71 victory for the Irish over Wofford.

#### WHO TO WATCH



- Guard Tyrece Radford couldn't miss this past Wednesday, going 7 of 8 from the floor for 16 points, while tying his career high in assists (4).
- Radford, standing at 6-foot-1, pulled down six rebounds and had three and-1s despite the hard fouls.

- Forward P.J. Horne led the Hokies in scoring for the third time this season, collecting 17 points thanks to four 3s against Clemson.
- Horne, a 6-foot-6 stretch four, swiped a career-high five steals as well, which is the most by a Hokie in a game this year.



#### LAST TIME OUT

- Tech snapped its four-game losing streak with a 12-point victory over Clemson at home on senior day at Cassell Coliseum.
- The Hokies hit 12 3-pointers and shot 54 percent from the field, while holding the Tigers to a 35.1 clip from the floor.

### Schedule

#### NOVEMBER

5	AT CLEMSON* (ESPNU)	W, 67-60
8	COPPIN STATE (ACCNX)	W, 74-42
13	USC UPSTATE (ACCNX)	W, 80-57
16	LEHIGH (ACCNX)	W, 79-53
20	DELAWARE STATE (ACCNX)	W, 100-64
25	(1) VS. NO. 3/3 MICHIGAN STATE (ESPN2)	W, 71-66
26	(1) VS. [RV/--] DAYTON (ESPN)	L, 89-62
27	(1) VS. BYU (ESPN2)	L, 90-77

#### DECEMBER

6	NO. 10/8 DUKE* (ACCN)	L, 77-63
11	CHATTANOOGA (ACCN)	W, 63-58
15	GARDNER-WEBB (ACCNX)	W, 73-46
21	VMI (ACCN)	W, 64-55
29	MARYLAND EASTERN SHORE (RSN)	W, 92-37

#### JANUARY

4	AT NO. 19/19 VIRGINIA* (RSN)	L, 65-39
7	AT SYRACUSE* (ACCN)	W, 67-63
11	NC STATE* (RSN)	W, 72-58
14	AT WAKE FOREST* (ACCN)	W, 80-70
18	SYRACUSE* (RSN)	L, 71-69
22	NORTH CAROLINA* (ACCN)	W, 79-77 (2OT)
25	AT BOSTON COLLEGE* (ESPNU)	L, 61-56
28	AT MIAMI (FLA.)* (ACCN)	L, 71-61

#### FEBRUARY

1	NO. 5/6 FLORIDA STATE* (RSN)	L, 74-63
4	AT GEORGIA TECH* (ACCN)	L, 57-76
8	BOSTON COLLEGE* (RSN)	L, 77-73 (OT)
15	PITT* (ACCN)	W, 67-57
19	MIAMI (FLA.)* (RSN)	L, 102-95 (3OT)
22	AT NO. 6/6 DUKE* (ESPN2)	L, 88-64
26	[RV/RV] VIRGINIA* (ESPN2)	L, 56-53

#### MARCH

1	AT NO. 11/10 LOUISVILLE* (ACCN)	L, 68-52
4	CLEMSON* (ACCN)	W, 70-58
7	AT NOTRE DAME* (ACCN)	2 P.M.
10-14	(2) VS. TBA (ESPN/ESPN2/ACCN)	TBA

\* ACC GAME | AP POLL RANKING/COACHES POLL RANKING

1 - MAUI JIM MAUI INVITATIONAL (MAUI, HAWAII)  
2 - ACC TOURNAMENT (GREENSBORO, N.C.)

#### VIRGINIA TECH CONTACT INFO

Lance Dozier | Phone: (507) 993-1898 | Email: lance17@vt.edu  
Assistant Director, Strategic Communications  
Matt Johnson | Phone: (336) 692-2690 | Email: mattj3@vt.edu  
Student Assistant, Strategic Communications

### Social



@HokiesMBB



@HokiesMBB



/HokieSports



**AP Top 25 Poll - Week 18**

March 2 | *Opponents in italics*

#	Team (1st place)	Record	Points
1	Kansas (64)	26-3	1600
2	Gonzaga	29-2	1514
3	<i>Dayton</i>	27-2	1453
4	Baylor	25-3	1395
5	San Diego State	28-1	1375
6	Kentucky	24-5	1253
7	<i>Florida State</i>	24-5	1164
8	Seton Hall	21-7	1145
9	Maryland	23-6	1041
10	<i>Louisville</i>	24-6	948
11	Creighton	22-7	843
12	<i>Duke</i>	23-6	809
13	Oregon	22-7	802
14	Villanova	22-7	779
15	<i>BYU</i>	24-7	756
16	<i>Michigan State</i>	20-9	726
17	Auburn	24-5	575
18	Iowa	20-9	492
19	Ohio State	20-9	489
20	Penn State	21-8	367
21	Houston	22-7	265
22	<i>Virginia</i>	21-7	219
23	Illinois	20-9	208
24	Wisconsin	19-10	179
25	Michigan	18-11	94

**Receiving Votes:** Butler 68, UCLA 54, Stephen F. Austin 47, ETSU 31, WVU 22, Providence 17, Colorado 13, Marquette 12, Arizona 9, Texas Tech 9, Stanford 4, Oklahoma 4, ASU 4, UNI 4, St. Mary's 2, LSU 2, NMSU 2, Wichita St. 2, Vermont 1, USC 1

**Coaches' Top 25 Poll - Week 18**

March 2 | *Opponents in italics*

#	Team (1st place)	Record	Points
1	Kansas (32)	26-3	800
2	Gonzaga	29-2	742
3	<i>Dayton</i>	27-2	741
4	Baylor	25-3	694
5	San Diego State	28-1	680
6	Kentucky	24-5	628
7	Seton Hall	21-7	567
8	<i>Florida State</i>	24-5	555
9	Maryland	23-6	516
10	<i>Louisville</i>	24-6	494
11	<i>Duke</i>	23-6	419
12	Villanova	22-7	392
13	Oregon	22-7	387
14	Creighton	22-7	385
T-15	Auburn	24-5	323
T-15	<i>BYU</i>	24-7	323
17	<i>Michigan State</i>	20-9	310
18	Iowa	20-9	301
19	Ohio State	20-9	240
20	Penn State	21-8	232
21	Houston	22-7	141
T-22	<i>Virginia</i>	21-7	79
T-22	Illinois	20-9	79
24	Wisconsin	19-10	78
25	Butler	20-9	60

**Receiving Votes:** Michigan 31, UCLA 30, West Virginia 27, Colorado 26, UNI 19, ETSU 16, Stephen F. Austin 15, Texas Tech 14, Arizona 14, Marquette 13, Saint Mary's 13, LSU 4, Providence 3, Texas 3, Yale 2, USC 2, Stanford 1, Wichita State 1

**OUR NAME**

When referring to our name, we ask that you use Virginia Tech, Hokies or Tech - and not 'Vah Tech'. Thank you!

**GENERAL INFORMATION**

University Name	Virginia Tech
Location	Blacksburg, Va.
Founded	1872
Enrollment	34,000
President	Dr. Timothy Sands
Director of Athletics	Whit Babcock
Nickname	Hokies
Mascot	Hokie Bird
Colors	Chicago Maroon and Burnt Orange
Affiliation	NCAA Division I
Conference	Atlantic Coast
Home Court	Cassell Coliseum
Capacity	9,275

**INFORMATION**

2018-19 Record	26-9
Conference Record/Finish	12-6 (5th in ACC)
Starters Returning/Lost	1/4
Letterwinners Returning/Lost	4/5
Newcomers	8 (4 freshmen, 2 redshirts, 1 transfer, 1 walk-on)

**STAFF**

Head Coach	Mike Young (Emery & Henry, 1986)
Virginia Tech Record/Years	16-14 / First season
Overall Record/Years	315-258 / 18 years
Associate Head Coach	Chester Frazier (Illinois, 2009)
Assistant Coach	Antwon Jackson (Pikeville, 1993)
Assistant Coach	Christian Webster (Harvard, 2013)
Chief of Staff	Stephanie Ballein (Virginia Tech, 1990, 1995)
Special Assistant to the Head Coach	Kevin Giltner (Wofford, 2012)
Special Assistant for Recruiting	Matt Olinger (Liberty, 2007)
Director of Player Personnel	Ryan Nadeau (Michigan State, 2016)
Director, Sports Medicine	Hisham Ziyout (Salisbury, 2015)
Coordinator of Basketball Relations	Ace Custis (Virginia Tech, 1997)
Senior Director, Strength & Conditioning	David Land (App State, 2011)
Assistant Director, Equipment Services	Bruce Garnes (Virginia Tech, 1994, 1996)
Graduate Assistant	Chakiris Moss (Greensboro, 2013)
Graduate Assistant	Will Stigall (Wofford, 2019)
Administrative Assistant	Isabelle Schneiderman (Virginia Tech, 2019)

**ROSTER**

No.	Name	Pos.	Ht.	Wt.	Cl.	Hometown	High School/Last School
0	Hunter Cattoor	G	6-3	205	Fr.	Orlando, Fla.	Bishop Moore
1	Isaiah Wilkins	G	6-4	225	So.	Winston-Salem, N.C.	Mount Tabor
2	Landers Nolley II	G/F	6-7	225	r-Fr.	Atlanta, Ga.	Langston Hughes
3	Wabissa Bede	G	6-0	200	Jr.	North Andover, Mass.	Cushing Academy
4	Nahiem Alleyne	G	6-3	195	Fr.	Buford, Ga.	Mountain View
10	Jonathan Kabongo	G	6-4	195	So.	Toronto, Canada	Thornlea Secondary
11	Brendan Palmer	G	6-4	195	So.	Winston-Salem, N.C.	Forsythe Country Day
13	Grant Yates	F	6-8	210	So.	Gainesville, Va.	Battlefield/Christopher Newport
14	P.J. Horne	F	6-6	225	Jr.	Tifton, Ga.	Tift County
15	Jalen Cone	G	5-10	170	Fr.	Walkertown, N.C.	Walkertown
21	John Ojiako	F	6-10	240	Fr.	Lagos, Nigeria	Admiral Farragut
22	Keve Aluma	F	6-9	240	Jr.	Berlin, Md.	Stephen Decatur/Wofford
23	Tyrece Radford	G	6-1	205	r-Fr.	Baton Rouge, La.	McKinley
24	Branden Johnson	F	6-8	230	Gr.	Garfield Heights, Ohio	Garfield Heights/Alabama St.
25	Ryan Payne	F	6-8	220	Jr.	Mechanicsville, Va.	Hanover

**PRONUNCIATIONS**

Nahiem Alleyne	na-HEEM ah-LEAN	Jonathan Kabongo	kuh-BONGO
Keve Aluma	Kev-aye	Landers Nolley II	NAH-lee
Wabissa Bede	wa-BEE-sah BEE-dee	John Ojiako	OH-gee-ah-co
Hunter Cattoor	cuh-TOUR	Tyrece Radford	TIE-reese





**2019-20 ACC Standings**

#	Team	Overall	ACC	Pct.
1.	No. 10/10 Louisville	24-6	15-4	.789
2.	No. 7/8 Florida State	25-5	15-4	.789
3.	No. 12/11 Duke	24-6	14-5	.737
4.	No. 22/22 Virginia	22-7	14-5	.737
5.	Syracuse	17-13	10-9	.526
	Georgia Tech	16-14	10-9	.526
7.	NC State	18-12	9-10	.474
	Notre Dame	18-12	9-10	.474
	Clemson	15-14	9-10	.474
10.	Boston College	13-17	7-12	.368
	<b>Virginia Tech</b>	<b>16-14</b>	<b>7-12</b>	<b>.368</b>
12.	North Carolina	13-17	6-13	.316
	Wake Forest	13-16	6-13	.316
	Miami (Fla.)	14-15	6-13	.316
15.	Pitt	15-16	6-14	.300

**2019-20 Preseason ACC Coaches' Poll**

#	Team (First-place votes)	Points
1.	Duke (51)	1564
2.	North Carolina (19)	1493
3.	Louisville (29)	1448
4.	Virginia (12)	1405
5.	Florida State	1157
6.	NC State	1038
7.	Notre Dame	915
8.	Syracuse	910
9.	Miami (Fla.)	768
10.	Pitt	577
11.	Clemson	564
12.	Georgia Tech	437
13.	Boston College	382
14.	<b>Virginia Tech</b>	<b>334</b>
15.	Wake Forest	328

**Preseason All-ACC Team**

**First Team**

Jordan Nwora, Louisville, 95  
 Tre Jones, Duke, 89  
 Cole Anthony, North Carolina, 81  
 John Mooney, Notre Dame, 51  
 Mamadi Diakite, Virginia, 49

**Second Team**

Markell Johnson, NC State, 39  
 Vernon Carey Jr., Duke, 19  
 Chris Lykes, Miami, 18  
 Garrison Brooks, North Carolina, 11  
 Trent Forrest, Florida State, 11

**Preseason ACC Freshman of the Year**

Cole Anthony, North Carolina, 89  
 Vernon Carey Jr., Duke, 8  
 Wendell Moore Jr., Duke, 5  
 Casey Morsell, Virginia, 3  
 Cassius Stanley, Duke, 3  
 Matthew Hurt, Duke, 3

**Preseason ACC Player of the Year**

Jordan Nwora, Louisville, 55  
 Cole Anthony, North Carolina, 31  
 Tre Jones, Duke, 19  
 John Mooney, Notre Dame, 3  
 Mamadi Diakite, Virginia, 2  
 Markell Johnson, NC State, 1

**A WIN WOULD**

- Be Tech's second straight win, marking its first time winning back to back since Jan. 11-14 (NC State, Wake Forest).
- Give the Hokies a bye entering the ACC Tournament, with their first game being played on Wednesday.
- Make Tech coach Mike Young even versus Notre Dame's Mike Brey at 1-1.

**RECAPPIN' CLEMSON**

- The 70-58 win over Clemson gave Tech its first sweep of the season and its second-ever over the Tigers (2017).
- With the win, Tech is now 11-3 when it scores 70 or more points and 10-1 when holding its opponent to under 59 points.
- The Hokies had six players hit a 3-pointer, including four players hitting at least two.
- Tech outrebounded the Tigers 34-32, marking just its third time out of 19 ACC games that its outrebounded its opponent.
- Shooting 54.2 percent, the Hokies hadn't done that in an ACC game since Jan. 30 at Miami (Fla.) when they shot 58.8 percent, meaning 30 games had passed in between.
- On the other end of the spectrum, Tech held Clemson to shooting 35.1 percent, marking Tech's fourth time holding an ACC opponent at 35% or less, with doing it twice to Clemson and once to Pitt and NC State.

**MAKE IT RAIN**

- Tech let it rip with six guys hitting a 3-pointer against the Tigers, which is a trend they've accomplished a few times this season.
- In their 29 games this season, the Hokies have had six games with six or more guys hitting a triple and 6-3 in those games.
- Tech had six guys hit a 3 against Coppin State (11/8) and USC Upstate (11/13), marking the first time that has happened in consecutive games since December 2018 versus Central Connecticut State (1st) and VMI (5th).
- Since 2010, the Hokies have had 29 games in which they have had at least six players make a 3. In those games, they are 26-5 (.839).
- The most they've had hit a 3 is eight players in a game, which has happened just once since 2010 (Houston Baptist on Nov. 21, 2017).

**A SELECT CREW**

- There are only two players in the ACC that average more than 10 points, six rebounds and shoot over 60 percent.
- The two players are NC State's DJ Funderburk and the Hokies' Tyrece Radford.
- The funny thing is, one is a guard and the other is a forward, with a nine-inch differential in height, as Radford stands 6'1" and Funderburk 6'10".

Player	PTS	REB	FG%
DJ Funderburk (NC State)	12.6	6.1	60.2
Tyrece Radford (Virginia Tech)	10.4	6.3	61.5

**STEPPING UP**

- Guard Tyrece Radford has been putting together his best stretch yet, leading the Hokies in scoring five of their last 10 games since at Miami (Fla.) on Jan. 28.
- Radford has been well above his averages over the last 10 games, especially in scoring, with being more aggressive (hence the uptick in attempts).

Player	PPG	FG%	FGA
Tyrece Radford (First 20 Gs)	8.4	64.1	6.1
Tyrece Radford (Last 10 Gs)	14.4	58.7	10.4

**RECAPPIN' LOUISVILLE**

- After holding the then-10th-ranked Cardinals in check the first half, with allowing just three offensive rebounds and zero second-chance points, UofL exploded for 41 second-half points and a big part of that came from eight offensive rebounds and 13 second-chance points.
- Preseason ACC Player of the Year Jordan Nwora tallied a double-double with 20 points and 12 rebounds, while Tyrece Radford had a near double-double himself with eight points and nine rebounds.
- The Hokies had two freshmen in double figures, combining for 27 points and nine of Tech's 10 3-pointers in Nahiem Alleyne and Jalen Cone.
- But the story of the day was Louisville owning the paint, outscoring Tech 32-12 in paint points and outrebounding the Hokies 40-26 (+14 margin).

**FRESHIES LEADING THE CHARGE**

- Redshirt freshmen Landers Nolley (478 points) and Tyrece Radford (190 rebounds) are far and away in the lead on the team in those two categories, with both most-likely to finish the season as the team leaders.
- If so, it would mark the first time in the ACC era (2004-present) for Tech that a freshman led the Hokies in scoring, while just the third time in rebounding, with Dorian Finney-Smith (232) in 2011-12 and Jeff Allen (251) in 2007-08 doing so.

**A NEW RECORD**

- Before the season, Dell Curry had the most shot attempts by a Hokie freshman with 417.
- But after Tech faced Virginia on Feb. 26, Landers Nolley set the record for most field-goal attempts by a Tech freshman. He now has 430 on the season.
- He is averaging 14.6 shots and 15.1 in ACC games.
- Speaking of records, the Hokies are four 3-point attempts away of setting the all-time record at Tech, as it stands currently at 831, which was set last year.

**RECAPPIN' VIRGINIA**

- Tech got punched in the face in the first half, tallying only 11 points to mark its fewest in either the first or second half since it joined the ACC in 2004.
- The previous low for either half was 13 points versus Duke on Jan. 4, 2009.
- However, Tech got it going in the second half and exploded for 42 points in the near victory. The 42 points are tied for the second-most given up by Virginia in either half this season (UofL, 44).
- And a big reason why for the success on offense in the final 20 minutes was because Tech got hot from downtown, hitting eight 3-pointers. The eight 3s were the most in either half since Jan. 18 of this season when the Hokies fell 71-69 to Syracuse.
- The loss marked Tech's first this season when holding an opponent to under 59 points (9-1).



**LAST TIME TEAM...**

Tech scored 100 points and won: 103-79, vs. Washington, 11-17-17  
 Tech scored 100 points and lost: 100-104 2OT vs. Maryland, 2-27-10  
 Tech played in overtime: 79-77, 2OT, vs. North Carolina, 1-22-20  
 Tech played in consecutive overtime games: 82-77 vs. UAB, 11-28-15 & 79-81 vs. Northwestern, 12-1-15  
 Tech played 2 OT: 79-77, 2OT, vs. North Carolina, 1-22-20  
 Tech played 3 OT: 95-102, 3OT, vs. Miami (Fla.), 1-19-20  
 Tech scored 100+ points: 100-64 vs. Delaware State, 11-20-19  
 Tech scored 90-99 points: 95-102, 3OT, vs. Miami (Fla.), 1-19-20  
 Tech scored 80-89 points: 80-70 at Wake Forest, 1-14-20  
 Tech scored 70-79 points: 70-58 vs. Clemson, 3-4-20  
 Tech scored 60-69 points: 64-88 at No. 6/6 Duke, 2-22-20  
 Tech scored 50-59 points: 52-68 at No. 11/10 Louisville, 3-1-20  
 Tech scored 40-49 points: 47-24 at NC State, 2-2-19  
 Tech scored 30-39 points: 39-65 at No. 19/19 Virginia, 1-4-20  
 Tech scored 20-29 points: 27-40 at McGuire Hospital, 2-2-46  
 Tech scored 10-19 points: 16-45 at Virginia, 1-30-39  
 Tech scored less than 10 points: 9-29 vs. North Carolina, 1-12-35  
 Tech allowed 100+ points: 95-102, 3OT, vs. Miami (Fla.), 1-19-20  
 Tech allowed 90-99 points: 77-90 vs. BYU, 11-27-19  
 Tech allowed 80-89 points: 64-88 at No. 6/6 Duke, 2-22-20  
 Tech allowed 70-79 points: 73-77 vs. Boston College, 2-8-20  
 Tech allowed 60-69 points: 52-68 at No. 11/10 Louisville, 3-1-20  
 Tech allowed 50-59 points: 70-58 vs. Clemson, 3-4-20  
 Tech allowed 40-49 points: 73-46 vs. Gardner-Webb, 12-15-19  
 Tech allowed 30-39 points: 92-37 vs. Maryland Eastern Shore, 12-29-19  
 Tech allowed 20-29 points: 47-24 at NC State, 2-2-19  
 Tech allowed 10-19 points: 60-19 vs. Lynchburg College, 1-9-46  
 Tech allowed less than 10 points: 28-9 vs. Hampden-Sydney, 1-17-23  
 Tech scored at least 60 points in a half: 66, 2nd half, vs. The Citadel, 11-12-17  
 Largest margin of victory: 83 points vs. Randolph Macon Academy, 87-4, 1-10-1911  
 Largest margin of victory in an ACC game: 29 points vs. Wake Forest, 94-65, 1-15-11  
 Tech defeated a ranked opponent on the road: 47-24 at No. 23/22 NC State, 2-2-19  
 Tech defeated a ranked opponent at home: 77-72 vs. No. 3/2 Duke, 2-26-19  
 Tech defeated a ranked opponent on a neutral court: 71-66 vs. No. 3 Michigan State, 11-25-19, Maui  
 Tech defeated a defending national champion: 80-69 vs. North Carolina, 1-22-18  
 Tech held opponent without a double-figure scorer: 65-47 vs. Miami, ACC Tournament, 3-12-09  
 No Tech player scored in double figures: 41-57 vs. Temple, 2-25-96  
 Tech had six players score in double figures: at Boston College, 2-25-17  
 Tech had seven players score in double figures: vs. The Citadel, 12-17-16  
 Tech did not make a 3-point field goal: at Providence, 2-1-03  
 Tech's opponent did not make a 3-point field goal: at NC State, 2-10-10  
 Tech did not shoot a free throw in the first half: vs. No. 5/6 Florida State, 2-4-20  
 Tech did not shoot a free throw in the second half: vs. Virginia, 12-5-10  
 Tech's opponent did not shoot a free throw: vs. VMI, 12-21-19  
 Tech held an opponent under 10 points in a half: 9 points, vs. Eastern Michigan, 12-22-11  
 Tech held an opponent under 20 points in a half: 12 points, vs. Coppin State, 11-8-19  
 Tech had double figures in blocked shots: 13, 87-82, vs. West Virginia, 11-12-13  
 Tech came back from a double-figure deficit to win: 12 points vs. North Carolina, 1-22-20  
 Lost a double-digit lead: 12 points vs. Boston College, 2-8-20  
 Tech led by 20 or more points at half time of a game: 23 points vs. Maryland Eastern Shore, 12-29-19  
 Tech had 20-29 assists in a game: 21 vs. Pitt, 2-15-20  
 Tech had 30 or more assists: 36 vs. The Citadel, 11-12-17  
 Tech won a neutral-court game (no tourney): 73-61 vs. Washington (Atlantic City, N.J.), 12-15-18  
 Tech held a team under 20 percent from the field: 16.7% at NC State, 2-2-19  
 Tech won an NCAA Tournament game: 67-58 vs. Liberty (NCAA Tournament), 3-24-19

**LAST TIME PLAYER...**

A Tech player recorded a triple-double: Chris Clarke (13 pts./12 rebs./10 ast.) vs. The Citadel, 12-17-16  
 Two Tech players recorded double-doubles in a game: Landers Nolley II (18 pts./12 rebs.) & Tyrece Radford (26 pts./10 rebs.) vs. Miami (Fla.), 2-19-20  
 Two Tech players recorded double-doubles in consecutive games: vs. UNC, ACC Tournament, 3-13-09 and vs. Duquesne, NIT, 3-18-09  
 Tech player had five or more steals: Nickeil Alexander-Walker (6) vs. Miami (Fla.), 1-30-19  
 Tech player had 10 or more assists in a game: Wabissa Bede (10) vs. Delaware State, 11-20-19  
 Tech player had 20 or more rebounds in a game: Jeff Allen (21) vs. Longwood, 12-14-08  
 Two Tech players had double figures in rebounds: Landers Nolley II (12 rebs.) & Tyrece Radford (10 rebs.) vs. Miami (Fla.), 2-19-20  
 Two Tech players had five or more assists: Wabissa Bede (6) & Tyrece Radford (5) vs. UMES 12-29-19  
 Three Tech players had five or more assists: Chris Clarke (10) Justin Robinson (6), Seth Allen (6) vs. The Citadel, 12-17-16  
 Four Tech players had five or more assists: Kerry Blackshear (8), Devin Wilson (7), Justin Robinson (7), Chris Clarke (5) vs. The Citadel, 11-12-17  
 Three Tech players had five or more 3-pointers: Nahiem Alleyne (5), Jalen Cone (5), Isaiah Wilkins (5) vs. Delaware State, 11-20-19  
 Two Tech players scored 20 or more points: Tyrece Radford (26 points) & Jalen Cone (20 points) vs. Miami (Fla.), 2-19-20  
 Three Tech players scored 20 or more points: Nickeil Alexander-Walker (25 points), Ahmed Hill (23 points) and Justin Robinson (23 points) vs. Purdue, 11-18-18  
 Same two Tech players scored 20 or more points in consecutive games: Nickeil Alexander-Walker & Kerry Blackshear Jr., 11-10 & 11-12-17  
 Tech freshman scored 20 or more points in a game: Tyrece Radford (26 points) & Jalen Cone (20) vs. Miami (Fla.), 2-19-20  
 Two Tech freshmen scored in double figures in a game: Jalen Cone (15 points), Nahiem Alleyne (12) at No. 11/10 Louisville, 3-1-20  
 Three Tech freshmen scored in double figures in a game: Tyrece Radford (26 points), Jalen Cone (20) Landers Nolley (18) vs. Miami (Fla.), 2-19-20  
 Four Tech freshmen scored in double figures in a game: Landers Nolley II (21 points), Tyrece Radford (21) Jalen Cone (15) and Nahiem Alleyne (10) at Wake Forest, 1-14-20  
 Tech player scored 30-39 points in a game: 30, Landers Nolley at Clemson, 11-5-19  
 Tech player scored 40-49 points in a game: 41, Dorenzo Hudson vs. Seton Hall, 1-2-10  
 Tech player scored 50+ points in a game: 51, Bimbo Coles vs. Southern Miss., 2-6-88  
 Tech player had consecutive double-doubles: Kerry Blackshear Jr., 2-18-19, 2-23-19 & 2-26-19  
 Tech player had three consecutive double-doubles: Kerry Blackshear Jr., 2-18-19, 2-23-19 & 2-26-19  
 Tech freshman had consecutive double-doubles: Kerry Blackshear Jr., 12-13-15 & 12-19-15  
 Tech allowed a triple-double: Dennis Smith Jr. (27 pts., 11 rebs., 11 assists), at NC State, 1-4-17  
 Tech had a walk-on score in double figures: Christian Beyer, 13 pts., vs. Alabama A&M, 12-14-14

**What's a Hokie?**



The answer leads all the way back to 1896 when Virginia Agricultural and Mechanical College changed its name to Virginia Polytechnic Institute. With the change came the necessity for writing a new cheer and a contest for such a purpose was held by the student body.

Senior O.M. Stull won first prize for his "Hokie" yell which is still used today. Later, when asked if "Hokie" had any special meaning, Stull explained the word was solely the product of his imagination and was used only as an attention-getter for his yell. It soon became a nickname for all Tech teams and for those people loyal to Tech athletics.

The official university school colors - Chicago Maroon and Burnt Orange - also were introduced in 1896. The colors were chosen by a committee because they made a 'unique combination' not worn elsewhere at the time. The official definition of "hokie" is "a loyal Virginia Tech Fan".

**VIRGINIA TECH PRODUCTION LOST**

Minutes	74%
Points	84%
FGA	82%
FTA	89%
Rebounds	77%



► All most in ACC

**'19 CLASS OF HIGH-MAJOR COACHES**

- Out of the seven high-major conferences (ACC, American, BIG EAST, B1G, Big 12, Pac-12 and SEC), there are 14 new head coaches for the 2019-20 season.
- Virginia Tech coach Mike Young is just one of six coaches that were a mid-major coach to jump up to the big leagues, joining Alabama's Nate Oats (Buffalo), Arkansas' Eric Musselman (Nevada), Tulane's Ron Hunter (Georgia State) and Washington State's Kyle Smith (San Francisco).
- Of the 14 new coaches, Young was the longest-tenured coach to leave, following his 17-year stint as the head guy at Wofford.
- The NBA saw three of its coaches jump into the college ranks, with Michigan's Juwon Howard (Miami Heat), Nebraska's Fred Hoiberg (Chicago Bulls) and Vanderbilt's Jerry Stackhouse (Memphis Grizzlies).
- In this cycle, only one assistant coach was promoted from within and that was Temple's Aaron McKie, who served as an assistant under Fran Dunphy for five seasons in Philadelphia.
- While former Hokie coach Buzz Williams, who is now at Texas A&M, was one of just two coaches this offseason to jump ship and go high-major for high-major, with UCLA's Mick Cronin (Cincinnati) being the other.
- A full breakdown of the 14 coaches this cycle is below, with the SEC welcoming the most among the seven leagues with four. The Big 12 was the lone conference not to have a new head coach this offseason.

School	Name	Previous Team
Alabama	Nate Oats	Buffalo (HC)
Arkansas	Eric Musselman	Nevada (HC)
Cal	Mark Fox	*Georgia (HC)
Cincinnati	John Brannen	Northern Kentucky (HC)
Michigan	Juwon Howard	Miami Heat (NBA Assistant)
Nebraska	Fred Hoiberg	Chicago Bulls (NBA HC)
St. John's	Mike Anderson	Arkansas (HC)
Temple	Aaron McKie	Temple (Assistant)
Texas A&M	Buzz Williams	Virginia Tech (HC)
Tulane	Ron Hunter	Georgia State (HC)
UCLA	Mick Cronin	Cincinnati (HC)
Vanderbilt	Jerry Stackhouse	Memphis Grizzlies (NBA Assistant)
Virginia Tech	Mike Young	Wofford (HC)
Washington State	Kyle Smith	San Francisco (HC)

\* Coach Mark Fox last coached Georgia in 2017-18.



**RECORD WHEN...**

Leading at the half:	13-4
Trailing at the half:	3-9
Tied at the half:	0-1
Playing Overtime:	1-1
Shooting 50% or better:	3-1
Shooting between 40-49.9%:	7-7
Shooting less than 40%:	5-6
Opponents shoot 50% or better:	0-3
Opponents shoot less than 50%:	16-11
VT outrebounds its opponent:	8-1
Opponent outrebounds VT:	8-13
Teams are tied in rebounds:	0-0
VT shoots 70% FT or better:	10-5
VT shoots less than 70% FT:	6-9
Scoring less than 50 points:	0-1
Scoring 50-59 points:	0-4
Scoring 60-69 points:	5-6
Scoring 70-79 points:	7-2
Scoring 80-89 points:	2-0
Scoring 90 or more points:	2-1
Allowing less than 30 points:	0-0
Allowing 30-39 points:	1-0
Allowing 40-49 points:	2-0
Allowing 50-59 points:	7-1
Allowing 60-69 points:	4-3
Allowing 70-79 points:	3-5
Allowing 80-89 points:	0-2
Allowing 90 or more points:	0-2
Game decided by 1-4 points or OT:	2-4
Game decided by 5-10 points:	6-2
Game decided by 11+ points:	8-8
Playing in the morning:	0-0
Playing at night:	11-8
Playing in the afternoon:	5-6
Playing on Monday:	1-0
Playing on Tuesday:	3-3
Playing on Wednesday:	5-3
Playing on Thursday:	0-0
Playing on Friday:	1-1
Playing on Saturday:	4-6
Playing on Sunday:	2-1
Playing in November:	6-2
Playing in December:	4-1
Playing in January:	4-4
Playing in February:	1-6
Playing in March:	1-1

**LAST TIME OUT VS. NOTRE DAME**



Official Basketball Box Score -- Game Totals -- Final Statistics  
**Virginia Tech vs Notre Dame**  
 02/23/19 4:00 pm at Notre Dame, Ind. (Purcell Pavilion)



**Virginia Tech 67 • 21-6, 10-5 ACC**

##	Player	Total	3-Ptr		Rebounds			PF	TP	A	TO	Blk	Stl	Min	
			FG-FGA	FG-FGA	FT-FTA	Off	Def								Tot
24	Kerry Blackshear Jr.	f	7-12	1-2	7-10	4	10	14	3	22	3	3	0	0	33
42	Ty Outlaw	f	2-6	1-4	4-6	3	3	6	4	9	0	2	0	0	31
03	Wabissa Bede	g	2-7	0-3	2-2	1	7	8	2	6	3	2	0	3	35
04	N. Alexander-Walker	g	2-8	1-3	7-7	0	3	3	4	12	2	5	1	0	36
13	Ahmed Hill	g	3-12	1-4	1-2	1	3	4	3	8	0	0	0	0	38
01	Isaiah Wilkins		2-3	1-1	3-4	4	3	7	0	8	0	2	0	1	16
10	Jonathan Kabongo		0-1	0-1	0-0	0	0	0	1	0	0	0	0	1	2
14	P.J. Horne		1-3	0-0	0-0	3	0	3	1	2	0	1	1	0	9
	<b>Team</b>					2	2	4			1				
	<b>Totals</b>		19-52	5-18	24-31	18	31	49	18	67	8	16	2	5	200

FG % 1st Half: 10-26 38.5% 2nd half: 9-26 34.6% Game: 19-52 36.5% Deadball Rebounds 4  
 3FG % 1st Half: 5-12 41.7% 2nd half: 0-6 0.0% Game: 5-18 27.8%  
 FT % 1st Half: 5-6 83.3% 2nd half: 19-25 76.0% Game: 24-31 77.4%

**Notre Dame 59 • 13-14, 3-11 ACC**

##	Player	Total	3-Ptr		Rebounds			PF	TP	A	TO	Blk	Stl	Min	
			FG-FGA	FG-FGA	FT-FTA	Off	Def								Tot
33	John Mooney	f	5-10	0-1	2-2	3	7	10	4	12	0	3	0	2	25
03	Prentiss Hubb	g	1-8	0-5	0-0	1	1	2	3	2	7	1	0	1	37
05	D.J. Harvey	g	3-9	1-3	0-0	2	2	4	5	7	1	3	0	1	24
10	T.J. Gibbs	g	5-17	3-10	5-6	0	2	2	3	18	0	1	0	3	38
13	Nikola Djogo	g	0-2	0-1	0-0	0	1	1	4	0	0	0	0	0	17
11	Juwan Durham		1-1	0-0	4-4	0	2	2	2	6	0	1	1	1	16
14	Nate Laszewski		4-9	2-6	2-2	1	0	1	2	12	0	1	1	0	20
23	Dane Goodwin		0-2	0-0	2-2	1	3	4	2	2	1	0	0	1	23
	<b>Team</b>					1	0	1							
	<b>Totals</b>		19-58	6-26	15-16	9	18	27	25	59	9	10	2	9	200

FG % 1st Half: 6-25 24.0% 2nd half: 13-33 39.4% Game: 19-58 32.8% Deadball Rebounds 0  
 3FG % 1st Half: 2-12 16.7% 2nd half: 4-14 28.6% Game: 6-26 23.1%  
 FT % 1st Half: 9-9 100.0 2nd half: 6-7 85.7% Game: 15-16 93.8%

Officials: Joe Lindsay,AJ Desai,Tony Henderson  
 Technical fouls: Virginia Tech-None. Notre Dame-None.  
 Attendance: 8784

Score by periods	1st	2nd	Total
Virginia Tech	30	37	67
Notre Dame	23	36	59

Points	In Paint	Off T/O	2nd Chance	Fast Break	Bench
VT	24	11	15	19	10
ND	20	12	11	2	20

Last FG - VT 2nd-01:01, ND 2nd-00:05.  
 Largest lead - VT by 13 2nd-06:45, ND None.  
 VT led for 38:23. ND led for 00:00. Game was tied for 01:37.

Score tied - 0 times.  
 Lead changed - 0 times.

**TEAM AVERAGES**

- Of the 14 categories below, Notre Dame owns eight categories to its name, including a good size separation in rebounds (+3.1) and points per game (+5.0).
- The Hokies on the other hand play a little better defense, with fewer points per game (3.2).

KenPom Ranking	61	97
Points per game	74.4	69.4
Field-goal percentage	42.6	42.6
3-point percentage	34.2	35.6
Free-throw percentage	73.3	70.6
Rebounds per game	37.4	34.3
Assists per game	16.5	14.8
Blocks per game	3.8	2.9
Steals per game	5.8	5.9
Points allowed per game	69.4	66.2
Defensive field-goal percentage	41.8	41.4
Defensive 3-point percentage	33.9	31.6
Rebound margin	-1.2	-2.4
Assist/turnover ratio	1.7	1.5

**LAST TIME OUT VS. NOTRE DAME**

- Jumping out to a seven-point lead on the road at halftime, the Hokies held off the Fighting Irish in the second half to earn a 67-59 victory in South Bend.
- Kerry Blackshear Jr. (now at Florida) had a big game, earning a double-double with two game highs in points (22) and rebounds (14), while Nickeil Alexander-Walker (now in G-League) chipped in 12 points.
- A big reason why Tech got the W was because it won the glass, outrebounding Notre Dame 49-27 (+22), which was their best differential in an ACC game last season. Also won transition (19-2 fastbreak points).
- It marked the first time in school history that the Hokies won two straight in South Bend, as well as it being their only two wins in South Bend, with being 0-3 previously.

**SCOUTING NOTRE DAME**

- The Irish are coming off a heartbreaking two-point loss at home to No. 7/8 Florida State (25-5, 15-4) this past Wednesday, falling 73-71 despite holding a 13-point lead in the second half with 10 minutes remaining. Notre Dame's Prentiss Hubb dropped 24 points and dished out six assists.
- Head coach Mike Brey enters his 20th season in South Bend, following a five-year stint at Delaware where he won America East Co-Coach of the Year honors. Since his arrival to Notre Dame, Brey has racked up the most wins by a coach in school history and has led the Irish to 12 NCAA Tournament berths.
- Notre Dame is paced by John Mooney, who is likely an All-ACC pick with averaging a double-double (16.8 PTS, 12.8 REB), and Hubb, who own 12.2 points and 4.9 assists per game.
- Ranking No. 1 in the country in personal fouls committed per game (12.5) and second in turnovers per game (9.7), the Irish are quite similar to the Hokies, who rank 16th (fouls) and fifth (TOs) in those respective categories.



### A TALE OF TWO CITIES

- As mentioned on page three, it was quite the difference in offensive output for Tech in the first and second half against Virginia - 31 points to be exact.
- The 31 points (42 minus 11) were tied for the second-largest point differential from the first to second half in the ACC era (2004) for Tech.
- The tie is with Tech's Jan. 28, 2012 matchup with Maryland and the top mark was against The Citadel on Dec. 17, 2016 with a 33-point differential.

### BENCH MOB

- The Hokies' bench scored 30 points in three straight ACC games (Miami, Duke, UVA), which is something that has happened only twice in the ACC era. They had an ACC-high 36 points vs. UVA.
- The other occasion took place in 2015 during a four-game stretch (UVA, Pitt, WF, 'Cuse).
- It also marked the second time this season the Hokies have done so, accomplishing the feat against Gardner-Webb, VMI and UMES.
- It's only happened seven times since '04.
- This past Wednesday, Tech outscored No. Clemson's bench 23-22.

### GOOD THINGS COME TO AN END

- After guard Nahiem Alleyne did not knock down one from 3-point land versus Virginia Wednesday, it snapped his 13-game streak of making at least one.
- Before the matchup with the Cavaliers, that was the longest active streak in the ACC. Now, it's tied for the fifth-longest in the league.

Player	Consecutive Gs w/ a 3
Dejan Vasilijevic (Miami)	20
Elijah Hughes (Syracuse)	19
Buddy Boeheim ('Cuse)	18
Jordan Nwora (Louisville)	17
Ryan McMahon (UofL)	13
Nahiem Alleyne (VT)	13

### LEADIN' OFF THE BENCH

- When the Hokies took on Duke Feb. 22, they had two players score in double figures off the bench, with Isaiah Wilkins (11 points) and Hunter Cattoor (10) accomplishing the feat.
- That marked the first time since Jan. 25 at Boston College two reserves had done so and the third time in ACC play (at Wake Forest, Jan. 14).
- Interestingly enough, Tech has done it seven times in the Mike Young era, while it did not happen at all last year and just once the year before in 2017-18 (vs. Iowa in ACC/B1G Challenge).

### RECAPPIN' DUKE

- Tech gave up a 3-pointer on Duke's first possession and the Blue Devils would lead for the rest of the game, cruising to a 24-point victory.
- The Hokies had three players in double figures scoring, while the bench combined for quite a bit of minutes (85 of the 200) on its way to scoring 33, which was its then-most in an ACC game this season.
- Duke was able to keep the Hokies in check offensively, as they were only able to muster six straight points in their longest run of the game (8:11, 2H).
- Though it was Tech's seventh time this season of losing a double-digit game at the time, it had a +5 assist-turnover ratio (13 AST, 8 TO), which is one of its highest ratios (4th-highest out of 18 games) in ACC play this season.

### LITTLE BUMPY, BUT STEADY AFTER

- Similar to when a teenager gets quite a bit of acne and eventually gets it under control as they get older, the Hokies had a similar story against Miami (Fla.) in the turnover department.
- Tech had seven miscues in the opening 20 minutes against the Hurricanes, but had just one (!) the rest of the way, which was 35 minutes - almost an entire game itself.
- Reminiscent of their game versus Maryland Eastern Shore on Dec. 29 when they had zero turnovers the first 35 minutes before coughing up two the final five minutes, Tech's one of the best of the nation of limiting TOs - hence the fifth-best average in the country at 10.0.

## STARTERS GAME-BY-GAME

Opponent	Date	Guard	Guard	Guard	Guard	Forward	First off the Bench
Clemson (W, 67-60)	Nov. 5	Wabissa Bede	Hunter Cattoor	Isaiah Wilkins	Landers Nolley II	P.J. Horne	Tyrece Radford
Coppin State (W, 74-42)	Nov. 8	Wabissa Bede	Nahiem Alleyne	Isaiah Wilkins	Landers Nolley II	P.J. Horne	4 players
USC Upstate (W, 80-57)	Nov. 13	Wabissa Bede	Nahiem Alleyne	Tyrece Radford	Landers Nolley II	P.J. Horne	2 players
Lehigh (W, 79-53)	Nov. 16	Wabissa Bede	Nahiem Alleyne	Tyrece Radford	Landers Nolley II	P.J. Horne	3 players
Delaware State (W, 100-64)	Nov. 20	Wabissa Bede	Nahiem Alleyne	Tyrece Radford	Landers Nolley II	P.J. Horne	Isaiah Wilkins
No. 3/3 Michigan St. (W, 71-66)	Nov. 25	Wabissa Bede	Nahiem Alleyne	Tyrece Radford	Landers Nolley II	P.J. Horne	2 players
Dayton (L, 89-62)	Nov. 26	Wabissa Bede	Nahiem Alleyne	Tyrece Radford	Landers Nolley II	P.J. Horne	2 players
BYU (L, 90-77)	Nov. 27	Wabissa Bede	Nahiem Alleyne	Tyrece Radford	Landers Nolley II	P.J. Horne	Hunter Cattoor
No. 10/8 Duke (L, 77-63)	Dec. 6	Wabissa Bede	Nahiem Alleyne	Tyrece Radford	Landers Nolley II	P.J. Horne	3 players
Chattanooga (W, 63-58)	Dec. 11	Wabissa Bede	Nahiem Alleyne	Tyrece Radford	Landers Nolley II	P.J. Horne	2 players
Gardner-Webb (W, 73-46)	Dec. 15	Wabissa Bede	Nahiem Alleyne	Tyrece Radford	Landers Nolley II	P.J. Horne	Hunter Cattoor
VMI (W, 64-55)	Dec. 21	Wabissa Bede	Nahiem Alleyne	Tyrece Radford	Landers Nolley II	P.J. Horne	Hunter Cattoor
UMES (W, 92-37)	Dec. 29	Wabissa Bede	Nahiem Alleyne	Tyrece Radford	Landers Nolley II	P.J. Horne	John Ojiako
No. 19/19 Virginia (L, 65-39)	Jan. 4	Wabissa Bede	Nahiem Alleyne	Tyrece Radford	Landers Nolley II	P.J. Horne	3 players
Syracuse (W, 67-63)	Jan. 7	Wabissa Bede	Nahiem Alleyne	Tyrece Radford	Landers Nolley II	P.J. Horne	Hunter Cattoor
NC State (W, 62-58)	Jan. 11	Wabissa Bede	Nahiem Alleyne	Tyrece Radford	Landers Nolley II	P.J. Horne	2 players
Wake Forest (W, 80-70)	Jan. 14	Wabissa Bede	Hunter Cattoor	Tyrece Radford	Landers Nolley II	P.J. Horne	2 players
Syracuse (L, 71-69)	Jan. 18	Wabissa Bede	Jalen Cone	Tyrece Radford	Landers Nolley II	P.J. Horne	Nahiem Alleyne
North Carolina (W, 79-77 2OT)	Jan. 22	Wabissa Bede	Jalen Cone	Tyrece Radford	Landers Nolley II	P.J. Horne	4 players
Boston College (L, 61-56)	Jan. 25	Wabissa Bede	Jalen Cone	Hunter Cattoor	Isaiah Wilkins	P.J. Horne	3 players
Miami (Fla.) (L, 71-61)	Jan. 28	Wabissa Bede	Nahiem Alleyne	Tyrece Radford	Landers Nolley II	P.J. Horne	2 players
No. 5/6 Florida State (L, 74-63)	Feb. 1	Wabissa Bede	Nahiem Alleyne	Tyrece Radford	Landers Nolley II	P.J. Horne	4 players
Georgia Tech (L, 76-57)	Feb. 4	Wabissa Bede	Nahiem Alleyne	Tyrece Radford	Landers Nolley II	P.J. Horne	2 players
Boston College (L, 77-74 OT)	Feb. 8	Wabissa Bede	Nahiem Alleyne	Tyrece Radford	Landers Nolley II	P.J. Horne	2 players
Pitt (W, 67-57)	Feb. 15	Wabissa Bede	Nahiem Alleyne	Tyrece Radford	Landers Nolley II	P.J. Horne	John Ojiako
Miami (Fla.) (L, 102-95 3OT)	Feb. 19	Wabissa Bede	Nahiem Alleyne	Tyrece Radford	Landers Nolley II	P.J. Horne	2 players
No. 6/6 Duke (L, 88-64)	Feb. 22	Wabissa Bede	Nahiem Alleyne	Tyrece Radford	Landers Nolley II	P.J. Horne	4 players
[RV/RV] Virginia (L, 56-53)	Feb. 26	Wabissa Bede	Nahiem Alleyne	Tyrece Radford	Isaiah Wilkins	John Ojiako	3 players
No. 11/10 Louisville (L, 68-52)	March 1	Wabissa Bede	Nahiem Alleyne	Tyrece Radford	Isaiah Wilkins	John Ojiako	2 players
Clemson (W, 70-58)	March 4	Wabissa Bede	Nahiem Alleyne	Tyrece Radford	Landers Nolley II	P.J. Horne	2 players



**LAST TIME UPDATE**

- The last time section of the notes took a dent after the triple-overtime thriller versus Miami (Fla.) that got over at 11:46 p.m.
- The Hokies scored 90-plus points for the second time this season and first since their 55-point win over Maryland Eastern Shore on Dec. 29, 92-37.
- On the other end of the spectrum, Tech gave up over 100 points for the first time since Jan. 21, 2019 at North Carolina, a 103-82 loss. Forty-two games had passed in between that time frame.
- The last time two Hokies scored 20 points in the same game takes you back to Jan. 14 at Wake Forest, when both Landers Nolley and Tyrece Radford had 21.

**DOUBLE TROUBLE**

- Both Landers Nolley (18 PTS, 11 REB) and Tyrece Radford (26 PTS, 10 REB) tallied double-doubles against Miami (Fla.) on Wednesday, marking the first time that's happened at Tech since 2017.
- That game came against The Citadel on Nov. 12 when Kerry Blackshear Jr. (now at Florida) and Chris Clarke (now at Texas Tech) accomplished the feat.

**LET IT GO**

- Tech is 14-2 this year when holding a lead with five minutes to go. The two losses came at Boston College on Jan. 25 and Wednesday vs. Miami (Fla.).

**OVERTIME HISTORY LESSON**

- With the Hokies playing in their first overtime game in 2019-20, it had been a while since they last played some 'free basketball.'
- The extra session vs. UNC on Jan. 22 marked the first time Tech played OT since the 2019 ACC Tournament against Florida State, a 65-63 loss.
- When the Tar Heels and Hokies went into double overtime, it marked the first time since 2017 versus Virginia, an 80-78 win, that it went into two OTs.
- Tech two weeks later played in overtime with Boston College and fell at home.
- Then this past Wednesday, the Hokies went into triple overtime for the first time since 1983, a four-point loss at West Virginia, 90-86.
- It was Tech's fourth triple overtime (it has never been to four or more), tying its longest game ever. In real time, the game went 2 hours & 41 minutes.
- The contest was the longest game ever at Cassell, as the other three 3OT games were not at home.

**FOUR FROM BEYOND THE ARC**

- When Jalen Cone hit four 3s vs. Pitt, it made Tech one of six high-majors to have two players on a team with six or more games of making four 3s.
- Cone did it again versus Miami (Fla.) and then at No. 10/10 Louisville for his seventh and eighth games of four-plus triples, while Landers Nolley has six to his name.
- The other five high-majors are Alabama (2 players), Arkansas (2), Notre Dame (2), St. John's (2) and Syracuse (3).

**IN OTHER WAYS**

- Though Landers Nolley is known for his scoring, with him being Tech's leading scorer at 16.2 points a game, he contributed in a variety of other ways versus Pitt.
- Nolley led the team in rebounds (12), assists (6), steals (2) and tied for blocks (1), marking his first game this season of leading the Hokies in four categories in a game.
- The Atlanta native's six assists marked his third game this year of owning five or more assists in a game, with Tech being 2-1 in those contest.

**TEAM GAME-BY-GAME**

Opponent	Date	Score		FG-FGA	PCT	3FG-FGA	PCT	FT-FTA	PCT	OFF	DEF	TOT	AVG	PF	A	TO	BLK	STL	PTS	AVG
at Clemson	11/05/2019	67-60	W	22-57	.386	9-27	.333	14-20	.700	9	35	44	44.0	15	11	13	1	4	67	67.0
Coppin St.	11/08/2019	74-42	W	27-61	.443	11-33	.333	9-12	.750	5	44	49	46.5	13	17	15	5	7	74	70.5
USC Upstate	11/13/2019	80-57	W	31-58	.534	13-27	.481	5-7	.714	6	25	31	41.3	11	19	8	6	6	80	73.7
Lehigh	11/16/2019	79-53	W	31-65	.477	14-37	.378	3-4	.750	12	24	36	40.0	8	19	10	4	8	79	75.0
Delaware St.	11/20/2019	100-64	W	35-62	.565	21-37	.568	9-14	.643	9	32	41	40.2	13	29	11	3	4	100	80.0
vs Michigan St.	11/25/2019	71-66	W	23-52	.442	10-21	.476	15-22	.682	8	19	27	38.0	16	16	9	6	8	71	78.5
vs Dayton	11/26/2019	62-89	L	22-51	.431	8-21	.381	10-18	.556	4	17	21	35.6	19	13	10	3	7	62	76.1
vs BYU	11/27/2019	77-90	L	31-58	.534	11-22	.500	4-7	.571	4	24	28	34.6	13	14	8	2	1	77	76.3
Duke	12/06/2019	63-77	L	27-56	.482	5-20	.250	4-6	.667	7	24	31	34.2	6	12	14	2	2	63	74.8
Chattanooga	12/11/2019	63-58	W	23-59	.390	6-21	.286	11-14	.786	13	23	36	34.4	10	12	7	2	5	63	73.6
Gardner-Webb	12/15/2019	73-46	W	25-57	.439	13-32	.406	10-15	.667	6	36	42	35.1	14	15	9	0	7	73	73.5
VMI	12/21/2019	64-55	W	21-61	.344	7-26	.269	15-24	.625	13	22	35	35.1	8	14	7	3	9	64	72.8
UMES	12/29/2019	92-37	W	32-72	.444	12-31	.387	16-19	.842	19	34	53	36.5	9	20	2	4	7	92	74.2
at Virginia	01/04/2020	39-65	L	13-48	.271	4-25	.160	9-11	.818	5	20	25	35.6	12	6	13	0	7	39	71.7
at Syracuse	01/07/2020	67-63	W	21-50	.420	10-36	.278	15-21	.714	8	25	33	35.5	18	20	11	0	6	67	71.4
NC State	01/11/2020	72-58	W	22-59	.373	9-22	.409	19-21	.905	7	34	41	35.8	14	13	8	3	6	72	71.4
at Wake Forest	01/14/2020	80-70	W	27-55	.491	9-25	.360	17-29	.586	5	27	32	35.6	24	13	9	4	11	80	71.9
Syracuse	01/18/2020	69-71	L	25-59	.424	15-37	.405	4-8	.500	7	26	33	35.4	14	22	7	1	1	69	71.8
North Carolina	01/22/2020	79-77	Wot2	24-65	.369	14-37	.378	17-21	.810	8	31	39	35.6	17	16	9	3	4	79	72.2
at Boston College	01/25/2020	56-61	L	22-55	.400	7-21	.333	5-10	.500	8	26	34	35.6	19	11	14	2	8	56	71.4
at Miami (FL)	01/28/2020	61-71	L	24-59	.407	8-22	.364	5-9	.556	7	24	31	35.3	19	14	12	5	11	61	70.9
Florida St.	02/01/2020	63-74	L	25-58	.431	7-30	.233	6-6	1.000	6	24	30	35.1	12	12	10	2	4	63	70.5
at Georgia Tech	02/04/2020	57-76	L	21-55	.382	4-23	.174	11-18	.611	8	22	30	34.9	17	12	10	3	4	57	69.9
Boston College	02/08/2020	73-77	Lot	29-66	.439	8-26	.308	7-11	.636	8	25	33	34.8	21	11	10	2	5	73	70.0
Pittsburgh	02/15/2020	67-57	W	25-57	.439	12-32	.375	5-6	.833	6	29	35	34.8	13	21	10	4	6	67	69.9
Miami (FL)	02/19/2020	95-102	Lot3	31-86	.360	9-30	.300	24-28	.857	13	32	45	35.2	23	11	8	8	6	95	70.9
at Duke	02/22/2020	64-88	L	25-67	.373	8-24	.333	6-7	.857	5	26	31	35.0	21	13	8	3	5	64	70.6
Virginia	02/26/2020	53-56	L	19-51	.373	9-27	.333	6-7	.857	4	19	23	34.6	10	10	7	5	4	53	70.0
at Louisville	03/01/2020	52-68	L	19-50	.380	10-30	.333	4-6	.667	4	22	26	34.3	16	12	16	1	7	52	69.4
Clemson	03/04/2020	70-58	W	26-48	.542	12-26	.462	6-11	.545	2	32	34	34.3	16	17	16	1	8	70	69.4
<b>Total</b>		<b>2082</b>		<b>748-1757</b>	<b>.426</b>	<b>295-828</b>	<b>.356</b>	<b>291-412</b>	<b>.706</b>	<b>226</b>	<b>803</b>	<b>1029</b>	<b>34.3</b>	<b>441</b>	<b>445</b>	<b>301</b>	<b>88</b>	<b>178</b>	<b>2082</b>	<b>69.4</b>
Opponents		1986		722-1742	.414	237-749	.316	305-448	.681	267	834	1101	36.7	430	383	358	98	123	1986	66.2

**Virginia Tech Averages**

Games Played	Points/game	FG Pct	3FG Pct	FT Pct	Rebounds/game	Assists/game	Turnovers/game	Assist/Turnover ratio	Steals/game	Blocks/game
30	69.4	42.6	35.6	70.6	34.3	14.8	10.0	1.5	5.9	2.9



### DISHIN' THE ROCK

- The Hokies racked up over 20 assists versus Pitt for the first time since Jan. 18 vs. Syracuse, when they had 22 in a two-point loss at home.
- This season, the Hokies have had five games of 20-plus assists and are 4-1 in those games. Ironically, likely due to playing a zone defense, the other two ACC games were against Syracuse.

### BACK TO THE BASICS

- Versus Pitt, Tech had 21 assists and 10 turnovers for a impressive +11 differential.
- The Hokies have only had double-digit plus differentials in five of their 28 games this season, including the Pitt game being just the second time in ACC play (Syracuse, Jan. 18).
- During Tech's five-game losing streak, it never got above +2, with not sharing the rock as well.
- Against the 'Canes at home, the Hokies had a +3 mark with 11 assists and eight TOs and followed with a +5 mark (13/8) vs. No. 6/6 Duke, then a +3 versus Virginia (10/7).

### THERE IT GOES

- Entering their game against Boston College on Feb. 8, the Hokies were 7-0 when out-rebounding their opponent.
- But on that day, they out-rebounded Boston College 33-32 and ended the contest with a loss, marking its first loss this season when out-rebounding an opponent.
- All nine players that played in the game for Tech had a rebound and Landers Nolley turned in a then-career high with 11 boards, including three offensive.

### PRETTY RARE

- Tech, which is averaging roughly 70 points per game, is now 11-3 when it scores 70 or more.
- The Hokies scored 70-plus versus Boston College and lost, marking their first time doing so since Nov. 27 when they took on BYU at the Maui Jim Maui Invitational in a 90-77 setback.
- Then when they scored 95 against Miami (Fla.), it marked their third loss year in that fashion.

### DÉJÀ VU

- The Hokies played Boston College twice this season and in each game they got out to a double-digit lead and would eventually lose it in two defeats.
- In the first matchup in Chestnut Hill last month, Tech went up 10 points at the eight-minute mark in the first half, while the second contest in Blacksburg last Saturday was a 12-point advantage at the 13-minute mark of the first half.
- But it has happened more than twice this year, as Tech got up 12 versus Duke at home in December at the 12-minute mark in the first half and would fall in the end as well.

### JUST THE YOUNG HOKIES & TIGERS

- Only two teams nationally have four freshmen that are averaging over eight points per game and that would be Tech and Memphis.
- The Hokies are led by Landers Nolley (15.9 ppg), Tyrece Radford (10.4), Nahiem Alleyne (9.0) and Jalen Cone (8.1).

## OPPONENT GAME-BY-GAME

Opponent	Date	Score	W/L	Total		3-Pointers		Free throws		Rebounds				PF	A	TO	BLK	STL	PTS	AVG
				FG-FGA	PCT	3FG-FGA	PCT	FT-FTA	PCT	OFF	DEF	TOT	AVG							
at Clemson	11/05/2019	67-60	W	22-64	.344	7-29	.241	9-15	.600	8	28	36	36.0	16	9	8	2	4	60	60.0
Coppin St.	11/08/2019	74-42	W	14-71	.197	6-39	.154	8-11	.727	15	30	45	40.5	14	6	16	1	8	42	51.0
USC Upstate	11/13/2019	80-57	W	20-53	.377	3-25	.120	14-18	.778	10	23	33	38.0	10	8	13	2	3	57	53.0
Lehigh	11/16/2019	79-53	W	21-53	.396	7-22	.318	4-5	.800	8	20	28	35.5	9	14	19	1	5	53	53.0
Delaware St.	11/20/2019	100-64	W	26-62	.419	9-27	.333	3-7	.429	7	19	26	33.6	12	15	12	1	5	64	55.2
vs Michigan St.	11/25/2019	71-66	W	24-59	.407	8-23	.348	10-14	.714	17	26	43	35.2	20	13	16	2	3	66	57.0
vs Dayton	11/26/2019	62-89	L	35-55	.636	11-24	.458	8-14	.571	8	30	38	35.6	21	22	14	1	2	89	61.6
vs BYU	11/27/2019	77-90	L	32-59	.542	17-34	.500	9-11	.818	4	25	29	34.8	16	22	6	2	3	90	65.1
Duke	12/06/2019	63-77	L	30-63	.476	7-26	.269	10-10	1.000	8	24	32	34.4	11	14	7	4	8	77	66.4
Chattanooga	12/11/2019	63-58	W	22-53	.415	9-27	.333	5-10	.500	9	24	33	34.3	14	12	10	2	1	58	65.6
Gardner-Webb	12/15/2019	73-46	W	16-55	.291	7-28	.250	7-16	.438	7	27	34	34.3	12	12	11	4	3	46	63.8
VMI	12/21/2019	64-55	W	21-51	.412	13-30	.433	0-0	.000	8	31	39	34.7	19	13	23	4	4	55	63.1
UMES	12/29/2019	92-37	W	14-59	.237	7-26	.269	2-5	.400	12	22	34	34.6	13	10	14	7	1	37	61.1
at Virginia	01/04/2020	39-65	L	25-54	.463	7-21	.333	8-10	.800	6	32	38	34.9	11	14	11	2	6	65	61.4
at Syracuse	01/07/2020	67-63	W	23-53	.434	6-17	.353	11-17	.647	9	25	34	34.8	17	6	9	1	6	63	61.5
NC State	01/11/2020	72-58	W	22-69	.319	6-30	.200	8-12	.667	13	30	43	35.3	16	15	9	5	4	58	61.3
at Wake Forest	01/14/2020	80-70	W	23-55	.418	7-20	.350	17-23	.739	8	29	37	35.4	27	10	18	3	1	70	61.8
Syracuse	01/18/2020	69-71	L	29-60	.483	6-24	.250	7-10	.700	5	30	35	35.4	14	10	4	2	6	71	62.3
North Carolina	01/22/2020	79-77	Wot2	28-64	.438	7-22	.318	14-20	.700	6	37	43	35.8	15	17	13	2	1	77	63.1
at Boston College	01/25/2020	56-61	L	21-48	.438	8-20	.400	11-27	.407	7	29	36	35.8	11	11	11	4	8	61	63.0
at Miami (FL)	01/28/2020	61-71	L	26-53	.491	6-15	.400	13-16	.813	6	30	36	35.8	12	10	16	4	5	71	63.3
Florida St.	02/01/2020	63-74	L	28-57	.491	10-22	.455	8-11	.727	6	27	33	35.7	8	16	9	5	4	74	63.8
at Georgia Tech	02/04/2020	57-76	L	29-55	.527	8-18	.444	10-21	.476	8	29	37	35.7	18	15	10	3	4	76	64.3
Boston College	02/08/2020	73-77	Lot	23-53	.434	11-29	.379	20-26	.769	6	26	32	35.6	14	17	13	6	3	77	64.9
Pittsburgh	02/15/2020	67-57	W	21-60	.350	5-21	.238	10-18	.556	12	25	37	35.6	12	11	9	4	5	57	64.6
Miami (FL)	02/19/2020	95-102	Lot3	33-79	.418	7-28	.250	29-32	.906	15	40	55	36.4	19	10	13	8	2	102	66.0
at Duke	02/22/2020	64-88	L	27-62	.435	11-26	.423	23-31	.742	14	35	49	36.9	13	14	9	9	4	88	66.8
Virginia	02/26/2020	53-56	L	21-49	.429	6-21	.286	8-10	.800	7	27	34	36.8	12	14	11	5	2	56	66.4
at Louisville	03/01/2020	52-68	L	26-57	.456	6-20	.300	10-15	.667	11	29	40	36.9	9	12	12	0	7	68	66.5
Clemson	03/04/2020	70-58	W	20-57	.351	9-35	.257	9-13	.692	7	25	32	36.7	15	11	12	2	5	58	66.2
<b>Total</b>		<b>1986</b>		<b>722-1742</b>	<b>.414</b>	<b>237-749</b>	<b>.316</b>	<b>305-448</b>	<b>.681</b>	<b>267</b>	<b>834</b>	<b>1101</b>	<b>36.7</b>	<b>430</b>	<b>383</b>	<b>358</b>	<b>98</b>	<b>123</b>	<b>1986</b>	<b>66.2</b>
Virginia Tech		2082		748-1757	.426	295-828	.356	291-412	.706	226	803	1029	34.3	441	445	301	88	178	2082	69.4

### Opponents Averages

Games Played	Points/game	FG Pct	3FG Pct	FT Pct	Rebounds/game	Assists/game	Turnovers/game	Assist/Turnover ratio	Steals/game	Blocks/game
30	66.2	41.4	31.6	68.1	36.7	12.8	11.9	1.1	4.1	3.3





### CHECKING IN ON NET

- The NET rankings came out on Monday, Dec. 16 and the Hokies were at No. 62. Tech is 3-7 against quadrant I teams this year and went 4-9 last year.
- Tech's best win of the season came against then-No. 3/3 Michigan State, which ranks 7th in NET.
- As of Friday, March 6, Tech sits at No. 82.
- Last season, the Hokies, after making a run to the Sweet 16, finished in the final NET rankings at seven.
- Ironically, Wofford, which was coached by Mike Young, came in two spots below at No. 14.

### WELL DONE, NAW

- Former Hokie and at-the-time New Orleans Pelicans' Nickeil Alexander-Walker was named to Team World in the 2020 NBA Rising Stars Game, which he played on Valentine's Day in Chicago last weekend.
- Alexander-Walker tallied six points, two rebounds, four assists one block and a steal in 20 minutes off the bench.
- Team USA won 151-131 in front of over 20,000.

### DIAPER DANDIES

- The ACC has arguably the best two scorers in the nation among the freshman class, with Duke and Tech being in the mix, as Landers Nolley and the Vernon Carey Jr. are in the top 10.

Player	PPG	PTS	GP
Anthony Edwards (Georgia)	19.6	587	30
Vernon Carey Jr. (Duke)	17.6	527	30
Jordyn Adams (Austin Peay)	17.5	561	32
Joe Pridgen (Holy Cross)	17.4	521	30
Tre Mitchell (UMass)	17.1	514	30
Isaiah Stewart (Washington)	16.6	498	30
Zeke Nnaji (Arizona)	16.4	492	30
Onyeka Okongwu (USC)	16.2	438	27
Landers Nolley (Virginia Tech)	15.9	478	30
Amari Davis (Green Bay)	15.9	510	32

### GET IT GOING FROM DOWNTOWN

- Tech is one of the better shooting teams from beyond the arc in the country and a big reason why is because multiple guys that can stroke it.
- Tech ranks tied for 15th nationally in 3-point field goals made per game with 9.8 and is one of only five schools in a high-major conference to average 9.7 or more makes a game.
- Two of the top teams from beyond the arc will go at it on Saturday in Tech and Notre Dame.

Team	3FG	3PG	G
Alabama	330	11.0	30
Marquette	291	10.0	29
Villanova	297	9.9	30
Virginia Tech	295	9.8	30
Notre Dame	290	9.7	30

### BENCH MAKING STRIDES

- After Tech's bench was essentially non-existent vs. Chattanooga on Dec. 11 (season-low 5 points), it woke up and ripped off three straight games of scoring 30 or more points on Dec. 15, 21 & 29.
- During that stretch, the Hokies' reserves averaged 40.3 points per game after scoring a combined 121 points, including tying a season-high 49 vs. UMES.
- Tech's bench is made up of four players, with three of the four being freshmen.
- In ACC play, the Hokies' bench is averaging 21.9 points per game, with an ACC-high of 36 points at versus [RV/RV] Virginia on Feb. 26.

### DON'T MESS WITH 'EM

- Tech is one of just three teams in the ACC to boast three (or more) freshmen that have had a 20-point game, with Landers Nolley (9), Tyrece Radford (3) and Nahiem Alleyne (2).
- The other two schools are Duke (Vernon Carey w/ 12, Cassius Stanley w/ 5, Matthew Hurt w/3, Joey Baker w/ 1, Wendell Moore Jr. w/1) and UNC (Cole Anthony w/ 7, Armando Bacot w/ 3, Brandon Robinson w/3).

### DISHIN' IT OUT

- Tech's Wabissa Bede has showed his flashes of being one of the better point guards in the land, racking up seven games of owning eight or more assists this season.
- The mark makes him one of only 11 high-major players to do so, and is one of only two in the ACC. He is tied for 19th nationally among all DI players.

Player	8+ AST G
Zavier Simpson (Michigan)	14
Charlie Moore (DePaul)	10
Kendric Davis (SMU)	10
Ashton Hagans (Kentucky)	9
Cam Mack (Nebraska)	9
Markell Johnson (NC State)	9
Wabissa Bede (Virginia Tech)	7
Marcus Carr (Minnesota)	7
Nico Mannion (Arizona)	7
Cassius Winston (Michigan St.)	7
Tyrese Haliburton (Iowa State)	7

### COMEBACK KIDS

- Though it's been painful on the fans, with all the ups and downs that come with digging yourself out of a hole, the Hokies have found a way to do so in three of their last four ACC wins, facing double-digit deficits in three of those games and completing the comeback.
- The Hokies came back from a 12-point disadvantage against North Carolina. And then previously double-digit deficits two games in a row (at 'Cuse, vs. NC State), marking the first time doing so since 2017.
- Tech trailed 10-0 to start the NC State contest, then ripped off a 13-0 run to take a lead it would not relent.
- Earlier in the week at Syracuse, the 11-point deficit was Tech's largest comeback of the season and marked its biggest comeback since Nov. 18, 2018 versus then-No. 23 Purdue (12 points).
- The last time Tech had consecutive games of trailing by 10 or more and coming back to win was on Feb. 12, 2017 versus Virginia (14 points) and Feb. 14, 2017 against Pitt (13).

## NBA & G-LEAGUE

### NOT TOO SHABBY

- Nickeil Alexander-Walker has left his mark on Virginia Tech and has made a name for himself at the next level with the New Orleans Pelicans.
- A first-round draft pick this past summer, the Toronto native has played in 41 games for the Pels this NBA season. On Feb. 26, he was moved down to the Erie Bayhawks.
- With the Pels, he got roughly 15 minutes of playing time off the bench. He scored a career-high 27 points against the Miami Heat on Saturday, Nov. 16. He followed it up the next game on Sunday, Nov. 17 with 19 points, five rebounds and four assists versus the Warriors.
- The guard had a big summer with the team, starting on its NBA Summer League squad with having numerous 20-point performances in Las Vegas.



Season	G	P	R	A	B	S	FG%	M
2019-20	41	5.1	2.0	1.8	0.2	0.3	33.9	12.2

### HANGIN' IN

- It's been a little bit of a whirlwind for Tech alums, Nickeil Alexander-Walker, Justin Robinson and Ahmed Hill, with all three going up and down and all around on their quest to solidifying a roster spot in the NBA.
- Robinson, who signed as an undrafted free agent after the NBA Draft concluded with the Washington Wizards, was waived on Jan. 4.
- Hill signed with the Hornets this summer on a two-way deal, but was released in early November. However, he has landed nicely on his feet, with now playing on the NAZ Suns, the G-League affiliate of the Phoenix Suns.
- Justin Bibbs, who plays for the Boston Celtics' affiliate (Maine Red Claws), hit a game-winner on Jan. 19, finishing with 15 points and six assists.



## GAME-BY-GAME HIGHS

Opponent	Date	Points	Rebounds	Assists	Steals	Blocks
Clemson (W, 67-60)	Nov. 5	30 - Landers Nolley II	8 - Wabissa Bede	6 - Wabissa Bede	2 - Landers Nolley II	1 - Wabissa Bede
Coppin State (W, 74-42)	Nov. 8	18 - Nahiem Alleyne	9 - Wabissa Bede	10 - Wabissa Bede	2 - Wabissa Bede	2 - Tyrece Radford
USC Upstate (W, 80-57)	Nov. 13	23 - Landers Nolley II	6 - Landers Nolley II	8 - Wabissa Bede	2 - (2 players)	2 - John Ojiako
Lehigh (W, 79-53)	Nov. 16	27 - Landers Nolley II	11 - Tyrece Radford	6 - Wabissa Bede	3 - Wabissa Bede	1 - (4 players)
Delaware State (W, 100-64)	Nov. 20	20 - Nahiem Alleyne	8 - Tyrece Radford	10 - Wabissa Bede	1 - (4 players)	2 - Nahiem Alleyne
No. 3/3 Michigan St. (W, 71-66)	Nov. 25	22 - Landers Nolley II	7 - P.J. Horne	5 - (2 players)	3 - Landers Nolley II	2 - Landers Nolley II
Dayton (L, 89-62)	Nov. 26	15 - Landers Nolley II	6 - Landers Nolley II	6 - Wabissa Bede	3 - Wabissa Bede	2 - P.J. Horne
BYU (L, 90-77)	Nov. 27	22 - Landers Nolley II	7 - Landers Nolley II	7 - Wabissa Bede	1 - Landers Nolley II	1 - (2 players)
No. 10/8 Duke (L, 77-63)	Dec. 6	15 - P.J. Horne	8 - Landers Nolley II	5 - Wabissa Bede	1 - (2 players)	2 - P.J. Horne
Chattanooga (W, 63-58)	Dec. 11	22 - Nahiem Alleyne	8 - Wabissa Bede	7 - Wabissa Bede	2 - (2 players)	1 - (2 players)
Gardner-Webb (W, 73-46)	Dec. 15	18 - Landers Nolley II	10 - Tyrece Radford	5 - Wabissa Bede	3 - Hunter Cattoor	None
VMI (W, 64-55)	Dec. 21	14 - Hunter Cattoor	10 - Tyrece Radford	4 - Tyrece Radford	2 - (3 players)	2 - John Ojiako
UMES (W, 92-37)	Dec. 29	18 - Landers Nolley II	10 - Landers Nolley II	6 - Wabissa Bede	2 - Tyrece Radford	3 - John Ojiako
No. 19/19 Virginia (L, 65-39)	Jan. 4	18 Landers Nolley II	5 - (2 players)	2 - (2 players)	2 - (3 players)	None
Syracuse (W, 67-63)	Jan. 7	19 - Jalen Cone	9 - Tyrece Radford	8 - Wabissa Bede	2 - Wabissa Bede	None
NC State (W, 72-58)	Jan. 11	29 - Landers Nolley II	9 - Tyrece Radford	7 - Wabissa Bede	2 - Wabissa Bede	2 - Tyrece Radford
Wake Forest (W, 80-70)	Jan. 14	21 - 2 players	13 - Tyrece Radford	9 - Wabissa Bede	4 - Tyrece Radford	2 - 2 players
Syracuse (L, 71-69)	Jan. 18	17 - Jalen Cone	6 - 2 players	7 - Landers Nolley II	1 - P.J. Horne	1 - Landers Nolley II
North Carolina (W, 79-77, 2OT)	Jan. 22	22 - Landers Nolley II	7 - 2 players	8 - Wabissa Bede	2 - Wabissa Bede	1 - 3 players
Boston College (L, 61-56)	Jan. 25	15 - Landers Nolley II	9 - Tyrece Radford	5 - Wabissa Bede	4 - Wabissa Bede	1 - 2 players
Miami (Fla.) (L, 71-61)	Jan. 28	24 - Tyrece Radford	8 - Tyrece Radford	8 - Wabissa Bede	3 - Tyrece Radford	2 - 2 players
No. 5/6 Florida State (L, 74-63)	Feb. 1	18 - Tyrece Radford	7 - Landers Nolley II	6 - Wabissa Bede	2 - Hunter Cattoor	2 - P.J. Horne
Georgia Tech (L, 76-57)	Feb. 4	12 - Tyrece Radford	7 - Landers Nolley II	3 - Hunter Cattoor	4 - Isaiah Wilkins	2 - Wabissa Bede
Boston College (L, 77-73 OT)	Feb. 8	29 - Landers Nolley II	11 - Landers Nolley II	4 - Tyrece Radford	2 - (2 players)	1 - (2 players)
Pitt (W, 67-57)	Feb. 15	18 - P.J. Horne	12 - Landers Nolley II	6 - Landers Nolley II	2 - Landers Nolley II	1 - (4 players)
Miami (Fla.) (L, 102-95 3OT)	Feb. 19	26 - Tyrece Radford	11 - Landers Nolley II	6 - Wabissa Bede	3 - Tyrece Radford	5 - John Ojiako
No. 6/6 Duke (L, 88-64)	Feb. 22	16 - Tyrece Radford	9 - Tyrece Radford	5 - Isaiah Wilkins	3 - Isaiah Wilkins	1 - (3 players)
[RV/RV] Virginia (L, 56-53)	Feb. 26	13 - Landers Nolley II	5 - Landers Nolley II	2 - Wabissa Bede	1 - (4 players)	1 - (5 players)
No. 11/10 Louisville (L, 68-52)	March 1	15 - Jalen Cone	9 - Tyrece Radford	4 - Wabissa Bede	2 - (2 players)	1 - P.J. Horne
Clemson (W, 70-58)	March 4	17 - P.J. Horne	8 - Landers Nolley II	5 - Wabissa Bede	5 - P.J. Horne	1 - Wabissa Bede

## SPECIALITY STATS

Opponent	Date	2nd Chance Points	Points in the Paint	Fastbreak Points	Points off TOs	Bench Points
Clemson (W, 67-60)	Nov. 5	10	16	11	3	18
Coppin State (W, 74-42)	Nov. 8	7	22	9	18	26
USC Upstate (W, 80-57)	Nov. 13	4	26	5	18	26
Lehigh (W, 79-53)	Nov. 16	10	26	8	26	21
Delaware State (W, 100-64)	Nov. 20	15	22	15	16	49
No. 3/3 Michigan St. (W, 71-66)	Nov. 25	6	22	9	20	16
Dayton (L, 89-62)	Nov. 26	0	24	5	11	19
BYU (L, 90-77)	Nov. 27	4	30	2	11	10
No. 10/8 Duke (L, 77-63)	Dec. 6	6	40	3	11	11
Chattanooga (W, 63-58)	Dec. 11	18	26	7	7	5
Gardner-Webb (W, 73-46)	Dec. 15	8	16	11	12	34
VMI (W, 64-55)	Dec. 21	14	22	11	26	38
UMES (W, 92-37)	Dec. 29	20	30	22	19	49
No. 19/19 Virginia (L, 65-39)	Jan. 4	2	16	5	5	7
Syracuse (W, 67-63)	Jan. 7	5	14	14	7	27
NC State (W, 72-58)	Jan. 11	4	22	15	10	15
Wake Forest (W, 80-70)	Jan. 14	7	30	19	19	25
Syracuse (L, 71-69)	Jan. 18	6	12	0	3	22
North Carolina (W, 79-77 2OT)	Jan. 22	10	20	9	4	23
Boston College (L, 61-56)	Jan. 25	9	22	5	13	32
Miami (Fla.) (L, 71-61)	Jan. 28	11	24	4	19	9
No. 5/6 Florida State (L, 74-63)	Feb. 1	5	32	8	18	20
Georgia Tech (L, 76-57)	Feb. 4	10	22	8	11	22
Boston College (L, 77-74 OT)	Feb. 8	4	34	15	18	9
Pitt (W, 67-57)	Feb. 15	5	16	6	9	25
Miami (Fla.) (L, 102-95 3OT)	Feb. 19	17	38	15	12	32
No. 6/6 Duke (L, 88-64)	Feb. 22	7	26	15	7	33
[RV/RV] Virginia (L, 56-53)	Feb. 26	4	14	0	7	36
No. 11/10 Louisville (L, 68-52)	March 1	2	12	0	11	28
Clemson (W, 70-58)	March 4	2	24	5	11	23



**2019-20 SUPERLATIVES**

**DOUBLE FIGURES SCORING**

Landers Nolley	24
Tyrece Radford	13
Nahiem Alleyne	12
Jalen Cone	11
Hunter Cattoor	8
P.J. Horne	7
Isaiah Wilkins	4
Wabissa Bede	3
John Ojiako	1

**20-POINT GAMES**

Landers Nolley	9
Tyrece Radford	3
Nahiem Alleyne	2
Jalen Cone	1

**SCORING LEADER**

Landers Nolley	15
Tyrece Radford	5
Nahiem Alleyne	4
P.J. Horne	3
Jalen Cone	2
Hunter Cattoor	1

**REBOUNDING LEADER**

Landers Nolley	16
Tyrece Radford	11
Wabissa Bede	3
P.J. Horne	2
Jalen Cone	1

**ASSIST LEADER**

Wabissa Bede	24
Landers Nolley	4
Tyrece Radford	2
Hunter Cattoor	1
Isaiah Wilkins	1

**BLOCK LEADER**

P.J. Horne	12
John Ojiako	8
Landers Nolley	7
Wabissa Bede	6
Tyrece Radford	5
Nahiem Alleyne	4
Isaiah Wilkins	2
Branden Johnson	1
Hunter Cattoor	1
Jalen Cone	1

**STEAL LEADER**

Wabissa Bede	10
Tyrece Radford	10
Hunter Cattoor	7
Landers Nolley	5
P.J. Horne	5
Isaiah Wilkins	4
Nahiem Alleyne	2
John Ojiako	1
Jalen Cone	1

**30-PLUS MINUTES**

Landers Nolley	18
Wabissa Bede	14
P.J. Horne	14
Tyrece Radford	11
Nahiem Alleyne	10
Jalen Cone	3

**NORTH CAROLINA WIN TIDBITS**

- Marked Tech's second straight win over North Carolina in Blacksburg for just the second time in school history and first since 1917 and 1919.
- Marked Tech winning two out of its last three versus Carolina for the first time since 2006-07.
- Made Coach Young 2-2 record against the Tar Heels and Roy Williams.
- Gave the Hokies a 5-3 start to ACC play, marking the eighth time they have won five or more of their first eight league games since 2004.
- But, it was just the second time they've won at least five games through their first eight ACC contests over the last nine years (2011-present), with it happening last year with a 6-2 start.

**RECAPPIN' NORTH CAROLINA**

- Numerous players stood out for the Hokies vs. UNC, coming up big in clutch moments, as Carolina, which led for most of the game (39 minutes), let Tech take the lead in the first half (7-minute mark) and not again until the second overtime.
- But it took quite a bit to just even get to overtime, as Tech was trailing by seven points with four minutes left in regulation and held UNC to just one point those four minutes.
- Jalen Cone hit back-to-back 3-pointers to cut it one with three minutes to go and Carolina hit one free throw, setting up P.J. Horne to be the hero and make both from the line with 13 seconds left.
- Trailing by two with 40 seconds left in the first overtime, Landers Nolley drove and got a shot in the lane to fall to tie it up for overtime No. 2.
- Nolley would answer again to tie the game up with 23 seconds in the second OT with a reverse layup, then Tyrece Radford followed with a floater in the lane to make win it (0.4 seconds left).

**FLOOR GENERALS**

- Tech's Wabissa Bede is one of the best point guards in the nation in sharing the rock and limiting his miscues, boasting the fifth-best assist-turnover ratio nationally with a 3.31 mark.

Player	A	T	O	G	A/T
Connor McCaffrey (Iowa)	116	26	30	4.46	
Grayson Murphy (Belmont)	195	49	31	3.98	
Pierre Crockrell II (Pacific)	107	31	32	3.45	
Alex Hunter (Furman)	112	33	31	3.39	
Mitch Ballock (Creighton)	91	27	30	3.37	
Wabissa Bede (Virginia Tech)	167	50	30	3.34	

**FIVE-SPOT**

- The Hokies are the only high-major school (87 total) to boast three players that have had at least two games of making five or more 3s, with Jalen Cone, who had five triples at No. 10/10 Louisville on March 1, Nahiem Alleyne and Landers Nolley.

**EFFICIENT AS THEY GET**

- If you throw minimums out the window (at least 20% of possessions used, eg.), redshirt freshman Tyrece Radford ranks No. 14 in the country in offensive efficiency rating with a 127.7 clip, according to KenPom. He is shooting a team-high 60.5 percent.

**SOMETHING CLICKED**

- When Jalen Cone subbed in at the Carrier Dome on Jan. 7, he caught fire and hasn't slowed down since.
- Cone went on to score a career-high 19 points on 5-of-7 shooting, with two four-point plays.
- Before he went scoreless at Miami (Fla.), he averaged 13.7 points and shot 50.0 percent over those six games, way up from his season total of 8.1 points per game and 46.4 percent from the field. He scored in double figures in five of the six games.
- So what clicked? Cone said in his postgame interview on ACC Network at Syracuse that he stayed patient and his confidence grew with each shot after preparing for moments like that.

**WEEKLY AWARDS AMONG BEST**

- Landers Nolley has won the ACC Freshman of the Week award five times this season, which is the second most among high-major players.

Player	Conf.	H
Kofi Cokburn (Illinois)	BIG	6
Jeremiah Robinson-Earl (Nova)	BIG EAST	6
Landers Nolley (Virginia Tech)	ACC	5
Isaiah Stewart (Washington)	Pac-12	4

**DUO THAT CAN SCORE**

- When Tyrece Radford and Landers Nolley each dropped 21 points on Wake Forest on Jan. 14, it marked the first time two Hokies had 20-point outings in the same game since Jan. 5, 2019.
- On that day, Kerry Blackshear Jr. (now with Florida) and Nickeil Alexander-Walker (now with the Pelicans) both had 20-plus versus Boston College.
- During that span, 37 games had passed before Radford and Nolley accomplished the feat.

**20 LIKE IT'S NOTHIN'**

- Only 24 players in high-major conferences have racked up nine or more 20-point games this season, including Tech's Landers Nolley.
- Of the 24, six reside in the ACC with Landers Nolley having his most recent one versus BC.

Player	20+ G	PPG	GP
Jordan Nwora (Louisville)	14	18.0	30
Elijah Hughes (Syracuse)	14	19.1	30
Vernon Carey Jr. (Duke)	12	17.6	30
Buddy Boeheim (Syracuse)	11	15.4	30
Garrison Brooks (UNC)	10	16.4	29
Landers Nolley (Virginia Tech)	9	15.9	30
Michael Devoe (Georgia Tech)	9	15.9	26
Cole Anthony (UNC)	9	20.2	19

**SHARING IS CARING**

- When the Hokies assisted on 20 of 21 made field goals in their win at Syracuse on Jan. 7, it marked the second-highest assist percentage (95.2%) in a DI game this season.



**STREAKS...**

Overall	Won 1
Unranked teams anywhere	Won 1
Ranked teams anywhere	Lost 5
Home	Won 1
Home ACC	Won 1
Home nonconference	Won 32
Home ranked teams	Lost 2
Home unranked teams	Won 1
Road	Lost 5
Road ACC	Lost 5
Road ranked teams	Lost 4
Road unranked teams	Lost 3
Neutral	Lost 2
Neutral ranked teams	Won 1
Neutral unranked teams	Lost 2

**CONSECUTIVE STARTS...**

Wabissa Bede	35 games
Nahiem Alleyne	10 games
Tyrece Radford	10 games
P.J. Horne	1 game
Landers Nolley	1 game
Isaiah Wilkins	---
John Ojako	---
Jalen Cone	---
Hunter Cattoor	---
Branden Johnson	---

**CONSECUTIVE GAMES WITH A 3...**

Jalen Cone	6 games
P.J. Horne	3 games
Nahiem Alleyne	2 games
Landers Nolley	1 game
Hunter Cattoor	1 game
Isaiah Wilkins	1 game

**ACTIVE PROS...** (according to Euro Basket)

Nickeil Alexander-Walker	Erie Bayhawks
Seth Allen	JuveCaserta
Jeff Allen	San Carlos in Dominican Rep. TBS
C.J. Barksdale	Salou in Spanish EBA
Justin Bibbs	Maine Red Claws
Malcolm Delaney	FC Barcelona Lassa
Zabian Dowdell	Pistoia
Jarell Eddie	Universidad Catolica de Murcia CB
Erick Green	Real Betis
Shane Henry	Reales LV in Dominican Rep. LNB
Ahmed Hill	Northern Arizona Suns
Will Johnston	Sydney City Comets
Robert Krabbendam	Rotterdam in Dutch Eredivisie
Zach LeDay	Žalgiris Kaunas - Lithuania
Malik Mueller	Hamburg in German BBL
Ty Outlaw	Lavrio in Greek A1
Cadarian Raines	Beroe in Bulgarian NBL
Justin Robinson	Delaware Blue Coats
Joey van Zegeren	Castello
A.D. Vassallo	Astros in Mexican LNBP
Deron Washington	Trieste

**ON THIS DATE...**

Overall	3-6 (.333)
Conference Record	1-2 (.333)
Away	1-1 (.500)
Televised Games	0-2 (.000)
Overtime Games	1-0 (1.000)
Streak	Loss 4
Last	L, 71-65 vs. Notre Dame, 2018
Last Five	1-4

**THE FIRST**

- Since the Hokies joined in the ACC in 2004, Mike Young became the first Tech coach to win two of his first three road games.
- Young earned wins on the road at Clemson on Nov. 5 in the season opener and at Syracuse Jan. 7.

<b>Coach</b>	<b>W</b>	<b>L</b>
Mike Young (2019-20)	at CLEM, at 'Cuse	at UVA
Buzz Williams (2014-15)		at FSU, at UofL, at UNC
James Johnson (2012-13)	at Miami (Fla.)	at ND, at UVA
Seth Greenberg (2004-05)	at GT	at Duke, at FSU

**DON'T MAKE 'EM LIKE ME ANYMORE**

- Landers Nolley is a rare breed when it comes to his stat line, as he is one of only seven high-major players to average more than 16 points, 5.9 rebounds and 2.4 assists per game.
- He is one of just 25 total players nationally with those averages as well.

<b>Player</b>	<b>PTS</b>	<b>REB</b>	<b>AST</b>
Tres Tinkle (Oregon State)	18.2	7.0	3.2
Timmy Allen (Utah)	17.7	7.3	3.0
Reggie Perry (Mississippi St.)	17.2	9.9	2.4
Naji Marshall (Xavier)	16.8	6.3	3.8
Desmond Bane (TCU)	16.4	6.3	3.8
Landers Nolley (Virginia Tech)	15.9	6.0	2.4

**ONE OF THE BEST IN 2019**

- Tech coach Mike Young fielded one of the better records in the 2019 calendar year, sitting tied for second in Division I versus Division I games.
- Young racked up 20 wins at Wofford, getting 16 in conference play, three in the SoCon tourney and one in the NCAA Tournament, while 10 Ws at Tech.

<b>Coach</b>	<b>Team(s)</b>	<b>R</b>	<b>WP</b>
Mark Few	Gonzaga	33-3	.917
Mike Young	VT/Wofford	30-4	.882
Ritchie McKay	Liberty	30-4	.882
Tony Bennett	Virginia	33-5	.868
Mike Krzyzewski	Duke	32-6	.842

**HOME SWEET HOME**

- Wrapping up nonconference play with a win over Maryland Eastern Shore, the Hokies extended their home nonconference winning streak to 32 games, which is a school record.
- Tech is in elite company among high-major schools, sitting with the third-best win streak.

<b>Team</b>	<b>Conference</b>	<b>Streak</b>
Butler	BIG EAST	58
Florida State	ACC	37
Virginia Tech	ACC	32
Auburn	SEC	28

**VERY FEW MISCUES**

- Over the last 10 seasons in Division I, there have been 80 games when a team commits two or less turnovers, including Tech's most recent game against Maryland Eastern Shore. It's only happened four times this season.
- Tech played 35 minutes of turnover-free basketball before it coughed up its first miscue, as it was on pace to be just the second team in the last decade to complete a game with zero TOs (Wisconsin, 2015 vs. Iowa).

**FRESHMEN LEADING THE CHARGE**

- Tech has had its freshmen carry the load this year, with the Hokies ranking fourth nationally in highest percentage of minutes played by freshmen (63.9%) and second among high-majors (Memphis).
- The Hokies also rank second nationally in percentage of points scored by freshmen (75.1%), which is first among high-major conference teams.

**FRESHIES BEYOND THE ARC**

- There is only one school that has four freshmen that have made at least 40 3-pointers this season.
- The Hokies are the lone program, with Elon (CAA) and Merrimack (NEC) being the only two teams that have three freshies with 40 triples or more.

<b>Player</b>	<b>Team</b>	<b>Year</b>	<b>3s</b>
Landers Nolley	Virginia Tech	r-Fr.	66
Jalen Cone	Virginia Tech	Fr.	62
Nahiem Alleyne	Virginia Tech	Fr.	48
Hunter Cattoor	Virginia Tech	Fr.	43

**ANOTHER ONE**

- Landers Nolley earned his fifth ACC Freshman of the Week on Jan. 13, which is the most by a Tech freshman since the school joined the league in '04.
- He averaged 21 points, six boards and 2.5 assists a game vs. 'Cuse and NC State.
- It hasn't been that long since an ACC freshman has won the award five times, with Duke's Zion Williamson and North Carolina's Coby White each winning it five times last year.
- The record for most times winning it is 10, with North Carolina's Tyler Hansbrough (2005-06), Georgia Tech's Kenny Anderson (1989-90) and Duke's Jabari Parker (2013-14) all being tied (10).

**RECAPPIN' THE MSU WIN**

- The win over then-No. 3/3 Michigan State in Maui marked coach Mike Young's first ranked win at Tech, his first win over coach Tom Izzo and the Hokies' first-ever victory over Michigan State.
- It was Tech's second straight win over a ranked Big Ten team, ironically, following its win over then-No. 23/22 Purdue last season at the Charleston Classic in the title game.
- Marked Tech's second straight game of coming up with a win against the AP's No. 3 team, which it hadn't done since 1962 (Kentucky) and '64 (Vandy).
- First win over a top-10 team during a nonconference game since Dec. 3, 1983 vs. No. 7 NC State and its first over a top-five team since Dec. 12, 1964 vs. No. 3 Vanderbilt.



## POINTS, REBOUNDS & ASSISTS GAME-BY-GAME

Opponent	Date	Score	W	0	1	2	3	4	11	14	15	21	23	24
				CATTOOR, HU	WILKINS, IS	NOLLEY II,	BEDE, WABIS	ALLEYNE, NA	PALMER, BRE	HORNE, P.J.	CONE, JALEN	OJIAKO, JOH	RADFORD, TY	JOHNSON, BR
at Clem	11/05/2019	67-60	W	0-4-0	4-6-2	30-5-0	7-8-6	11-3-1	DNP	8-7-2	3-1-0	0-1-0	4-4-0	DNP
Coppin	11/08/2019	74-42	W	5-8-3	7-7-0	11-7-1	3-9-10	18-2-0	0-1-0	9-3-2	5-1-0	6-2-0	10-8-1	0-1-0
USCU	11/13/2019	80-57	W	9-0-1	2-4-2	23-6-3	7-2-8	9-2-4	DNP	9-4-0	11-1-0	4-3-0	6-4-1	DNP
Lehigh	11/16/2019	79-53	W	11-1-2	2-4-0	27-5-4	4-3-6	5-2-1	DNP	14-5-0	8-1-4	0-2-0	8-11-2	0-1-0
DSU	11/20/2019	100-64	W	8-6-4	15-6-7	10-1-3	5-5-10	20-4-1	DNP	7-2-1	17-1-1	9-7-0	9-8-2	0-0-0
vs MSU	11/25/2019	71-66	W	10-2-3	2-1-1	22-4-5	11-3-5	10-3-1	DNP	12-7-1	2-2-0	2-2-0	0-1-0	DNP
vs UD	11/26/2019	62-89	L	12-1-0	3-3-1	15-6-1	6-2-6	9-2-3	DNP	7-3-1	0-0-0	4-1-0	6-2-1	DNP
vs BYU	11/27/2019	77-90	L	3-4-0	3-1-0	22-7-1	11-4-7	12-3-4	DNP	13-4-1	2-0-0	2-2-0	9-2-1	DNP
Duke	12/06/2019	63-77	L	0-0-0	7-4-2	7-8-4	12-4-5	6-2-1	DNP	15-6-0	2-0-0	2-0-0	12-7-0	DNP
UTC	12/11/2019	63-58	W	DNP	0-1-1	19-6-3	7-8-7	22-5-0	DNP	2-5-0	3-1-0	2-1-0	8-7-1	DNP
GW	12/15/2019	73-46	W	11-1-2	13-2-3	18-9-3	8-1-5	0-2-1	DNP	3-5-0	6-1-1	4-9-0	10-10-0	0-1-0
VMI	12/21/2019	64-55	W	14-5-1	13-4-2	4-2-2	4-3-2	5-2-2	DNP	6-4-0	9-1-0	2-0-1	7-10-4	0-0-0
UMES	12/29/2019	92-37	W	17-4-1	4-4-2	18-10-3	0-3-6	5-1-2	2-3-0	7-5-0	11-4-1	15-8-0	13-2-5	0-2-0
at UVa	01/04/2020	39-65	L	4-1-1	3-0-1	18-5-2	0-4-2	2-2-0	DNP	4-5-0	0-1-0	0-1-0	8-3-0	DNP
at Syr	01/07/2020	67-63	W	3-0-3	3-3-1	13-5-4	2-3-8	6-3-1	DNP	12-2-0	19-1-1	2-2-0	7-9-2	DNP
NCSU	01/11/2020	72-58	W	5-4-2	0-3-0	29-7-1	2-2-7	5-4-2	DNP	3-6-0	10-1-0	0-1-0	18-9-1	DNP
at Wake	01/14/2020	80-70	W	0-1-0	0-2-1	21-3-2	6-3-9	10-2-0	DNP	7-5-0	15-0-0	0-2-0	21-13-1	0-1-0
Syr	01/18/2020	69-71	L	0-0-0	5-3-2	13-6-7	9-5-3	17-3-4	DNP	9-5-0	14-0-1	DNP	2-6-5	DNP
UNC	01/22/2020	79-77	Wot2	5-2-1	2-1-0	22-7-2	8-5-8	11-2-3	DNP	6-5-0	18-7-2	5-2-0	2-3-0	DNP
at BC	01/25/2020	56-61	L	3-3-2	3-2-0	15-2-2	9-5-5	10-3-0	DNP	3-6-1	6-0-1	0-2-0	7-9-0	DNP
at Miami	01/28/2020	61-71	L	6-4-1	3-1-1	14-5-2	1-2-8	7-2-0	DNP	6-4-1	0-2-0	0-1-0	24-8-1	DNP
FSU	02/01/2020	63-74	L	10-2-2	7-1-0	14-7-2	4-5-6	7-0-1	DNP	0-3-0	3-1-0	0-1-0	18-6-1	DNP
at GaTech	02/04/2020	57-76	L	2-2-3	7-3-1	10-7-2	3-1-2	5-2-2	DNP	5-3-0	7-0-1	2-1-0	12-3-1	4-5-0
BC	02/08/2020	73-77	Lot	0-1-1	3-1-0	29-11-1	5-2-3	16-5-2	DNP	4-4-0	6-1-0	0-1-0	10-4-4	DNP
Pitt	02/15/2020	67-57	W	6-1-0	3-2-2	7-12-6	2-3-3	7-1-4	DNP	18-1-1	12-1-1	4-9-0	8-3-4	DNP
Miami	02/19/2020	95-102	Lot3	6-1-0	0-0-0	18-11-1	8-5-6	9-3-0	DNP	2-4-0	20-0-2	6-6-0	26-10-2	DNP
at Duke	02/22/2020	64-88	L	10-1-0	11-6-5	3-1-0	3-4-2	9-1-1	DNP	0-2-0	6-2-1	6-4-0	16-9-4	0-0-0
UVa	02/26/2020	53-56	L	6-2-1	0-2-1	13-5-2	5-2-3	2-1-1	DNP	9-2-0	8-1-0	2-3-0	8-4-2	DNP
at LOU	03/01/2020	52-68	L	2-2-0	0-0-1	6-1-1	2-5-4	12-3-1	DNP	5-2-0	15-1-1	2-3-1	8-9-3	DNP
Clem	03/04/2020	70-58	W	9-7-0	8-2-2	7-8-3	4-1-5	3-3-2	0-0-0	17-3-0	6-1-1	0-1-0	16-6-4	0-0-0

### ACC REPPIN' WELL

- When the Hokies took down then-No. 3/3 Michigan State in Maui, they joined two other ACC teams that have taken down a top-10 foe, joining then-No. 4/4 Duke over then-No. 3/3 Kansas and then-[RV/RV] Florida State over then-No. 6/6 Florida.
- However, Tech was the only team of the three to not be in either (AP, Coaches) Top 25 poll or receiving votes, thus the biggest upset.

Team	Opponent	Score	Location
Virginia Tech	#3/3 MSU	71-66	Maui
#4/4 Duke	#3/3 Kansas	68-66	New York
[RV/RV] FSU	#6/6 Florida	63-51	Gainesville

### JUST HOLD ON

- When the Hokies went up double digits against then-No. 10/8 Duke, they let it slip away, which is something they haven't done in quite some time.
- The last time Tech blew a double-digit lead in a loss was on March 5, 2019 at Florida State. It held a 14-point lead, which was two more points than it owned versus the Blue Devils (12).

### ON COVER OF LETHAL WEAPON

- With the Hokies starting 5-0 in back-to-back seasons, it marked the first time Tech has done that since the falls of 1981 and 1982.
- The starts for those teams were 9-0 ('81) and 7-0 ('82), while Tech began last season 5-0 before falling at Penn State in the ACC/B1G Challenge.
- Tech started this season 6-0 before losing to Dayton in the semifinals of the Maui invite.

### 563 AND COUNTING

- Tech has hit a 3-pointer in 563 straight games.
- Since the 3-point arc was added for the 1986-87 season, the Hokies have hit at least one 3 in all but three games.
- The last time Tech didn't record a 3-pointer in a game was at Providence on Feb. 1, 2003.

### EIGHT-HUNDID

- In November when the Hokies took down USC Upstate, it marked the 800th men's basketball contest in Cassell Coliseum.

### RAINING 3s

- To say the Hokies have been pretty good from downtown might be an understatement.
- On Nov. 20, they broke two records with their 21 triples against Delaware State in Blacksburg.
- The school record, which stood at 18 against Central Connecticut State on Dec. 1, 2018, fell, while the ACC record of 20 set by Florida State against Maine on Dec. 8, 2007, was broken too.
- And, to top it off, Tech did its feat of 21 with a longer way to go, with the new 3-point line distance put into play this season.

Team	3FG	ATT	%	3 Line
Virginia Tech (2019-20)	21	37	56.8	22'1¼"
Florida State (2007-08)	20	35	57.1	19'9"
Virginia Tech (2018-19)	18	33	54.5	20'9"

### LET'S KEEP IT GOING

- Tech hasn't lost a home nonconference game since Dec. 30, 2015 against West Virginia (88-63), owning a 32-game streak.
- The previous best was 23, which was set twice from 1980-84 and 2005-09. The current streak began on Nov. 11, 2016, against Maine.

### CARRY THE LOAD

- When Tech had three players (Jalen Cone, Nahiem Alleyne, Isaiah Wilkins) hit five 3-pointers against Delaware State, it marked the first time that three players have hit at least four 3s in a game since Nov. 17, 2017, when Tech beat Washington 103-79 in Madison Square Garden.
- It also was the first time in at least a decade Tech had three players with five triples to their name.
- It marked the first time a high-major has had three players with five or more 3s in a game since March 4, 2019, when Virginia had Kyle Guy (8), De'Andre Hunter (5) and Ty Jerome (5) accomplished the feat against Syracuse in the Dome.

### CAN THEY OVERCOME IT?

- Tech lacks two things that can be pretty important in basketball - a lack of experience and height.
- The Hokies rank near the bottom out of the 353 teams in Division I for those two categories, sitting with shortest roster out of the high-majors (333rd overall) and the second-youngest out of the high-majors (Utah) and No. 349 overall, according to KenPom.
- Be on the lookout for how Tech responds with composure in key situations and winning the boards and paint.

### DECADE PLUS

- It's been at least over a decade since the last time two Tech freshmen scored in double figures in the Hokies' first two games of the season.
- The two freshmen were Nahiem Alleyne, who had 11 points at Clemson (11/5) and 18 versus Coppin State (11/8), and Landers Nolley, who tallied 30 points at Clemson and 11 vs. Coppin State.



### SHARING THE ROCK

- According to KenPom, a Virginia Tech alum by the way, Wabissa Bede is one of the best in the nation in assist rate (assists divided by FGs made by player's teammates while he is on the court.)
- He ranks 29th nationally and eighth among high-majors with a 34.8 assist rate.

### SO, WHY ARE THEY PLAYING WELL?

- If you look at how the Hokies have played in the Mike Young era, one thing sticks out - few TOs.
- According to KenPom, Tech has a turnover percentage of 14.8, good for fourth nationally.
- Tech gets a good amount of its points from the 3-point line, sitting No. 5 for averaging 42.5 percent of its points distribution from 3-land.

### IT'S BEEN A MINUTE

- The last time the Hokies started the season with a conference game was on Nov. 30, 1963 versus Richmond, a 77-53 win, spanning 56 years and making Tech 2-0 its last two instances.
- With Landers Nolley's 30 points against Clemson, it marked the most points scored by a Tech freshman since 2013 (Jalen Hudson, 32 vs. Wake).

### HOME IS WHERE THE HEART IS

- Mike Young grew up in Radford, Virginia, which is approximately 20 minutes away from Blacksburg, the home of the Hokies.
- Ironically enough, one of Young's first-ever college basketball games as a kid was a Virginia Tech game inside Cassell Coliseum, a place where Young now calls his home.

### DYNAMIC TRIO

- Against Coppin State, the Hokies had three freshmen in double figures, marking the first time since Feb. 25, 2015, when they took on Duke.
- The three versus the Eagles were Nahiem Alleyne (18 points), Landers Nolley (11) and Tyrece Radford (10).
- The trio against Duke was Jalen Hudson (23 points), Ahmed Hill (10) and Justin Bibbs (10).

### THE FEW, THE PROUD

- There are 226 instances that a player has scored 30 or more points in a DI game on the road.
- Of the 226, only 18 players have done it in a high-major road conference game (Nolley).

Player	Opponent	Score
Luka Garza (Iowa)	Michigan	44
Markus Howard (Marquette)	Georgetown	42
Payton Pritchard (Oregon)	Arizona	38
Markus Howard (Marquette)	Providence	38
Luka Garza (Iowa)	Indiana	38
Jordan Nwora (Louisville)	BC	37
Kira Lewis Jr. (Alabama)	Georgia	37
David Duke (Providence)	Creighton	36
Anthony Edwards (Georgia)	South Carolina	36
Trevion Williams (Purdue)	Michigan	36
Isaiah Joe (Arkansas)	Ole Miss	34
Moses Wright (Georgia Tech)	Syracuse	33
Elijah Hughes (Syracuse)	Georgia Tech	33
Daniel Oturu (Minnesota)	Penn State	32
Landers Nolley (Virginia Tech)	Clemson	30
Mason Jones (Arkansas)	Alabama	30
Skylar Mays (LSU)	Auburn	30
Brad Davison (Wisconsin)	Nebraska	30
Remy Martin (Arizona State)	UCLA	30
Immanuel Quickley (Kentucky)	Texas A&M	30

## TEAM HIGHS & LOWS

#### Virginia Tech - Game Highs

<b>POINTS</b>	100	Delaware St. (11/20/2019)
	95	Miami (FL) (02/19/2020)
	92	UMES (12/29/2019)
	80	at Wake Forest (01/14/2020)
	80	USC Upstate (11/13/2019)
<b>FIELD GOALS MADE</b>	35	Delaware St. (11/20/2019)
	32	UMES (12/29/2019)
<b>FIELD GOAL ATTEMPTS</b>	86	Miami (FL) (02/19/2020)
	72	UMES (12/29/2019)
<b>FIELD GOAL PERCENTAGE</b>	.565 (35-62)	Delaware St. (11/20/2019)
	.542 (26-48)	Clemson (03/04/2020)
<b>3 PT FG MADE</b>	21	Delaware St. (11/20/2019)
	15	Syracuse (01/18/2020)
<b>3 PT FG ATTEMPTS</b>	37	North Carolina (01/22/2020)
	37	Syracuse (01/18/2020)
	37	Delaware St. (11/20/2019)
	37	Lehigh (11/16/2019)
<b>3 PT FG PERCENTAGE</b>	.568 (21-37)	Delaware St. (11/20/2019)
	.500 (11-22)	vs BYU (N) (11/27/2019)
<b>FREE THROWS MADE</b>	24	Miami (FL) (02/19/2020)
	19	NC State (01/11/2020)
<b>FREE THROW ATTEMPTS</b>	29	at Wake Forest (01/14/2020)
	28	Miami (FL) (02/19/2020)
<b>FREE THROW PERCENTAGE</b>	1.000 (6-6)	Florida St. (02/01/2020)
	.905 (19-21)	NC State (01/11/2020)
<b>REBOUNDS</b>	53	UMES (12/29/2019)
	49	Coppin St. (11/08/2019)
<b>ASSISTS</b>	29	Delaware St. (11/20/2019)
	22	Syracuse (01/18/2020)
<b>STEALS</b>	11	at Miami (FL) (01/28/2020)
	11	at Wake Forest (01/14/2020)
<b>BLOCKED SHOTS</b>	8	Miami (FL) (02/19/2020)
	6	vs Michigan St. (N) (11/25/20)
	6	USC Upstate (11/13/2019)
<b>TURNOVERS</b>	16	Clemson (03/04/2020)
	16	at Louisville (03/01/2020)
<b>FOULS</b>	24	Miami (FL) (02/19/2020)
	24	at Wake Forest (01/14/2020)

#### Opponent - Game Highs

<b>POINTS</b>	102	Miami (FL) (02/19/2020)
	90	vs BYU (N) (11/27/2019)
	89	vs Dayton (N) (11/26/2019)
	88	at Duke (02/22/2020)
	77	Boston College (02/08/2020)
	77	North Carolina (01/22/2020)
	77	Duke (12/06/2019)
<b>FIELD GOALS MADE</b>	35	vs Dayton (N) (11/26/2019)
	33	Miami (FL) (02/19/2020)
<b>FIELD GOAL ATTEMPTS</b>	79	Miami (FL) (02/19/2020)
	71	Coppin St. (11/08/2019)
<b>FIELD GOAL PERCENTAGE</b>	.636 (35-55)	vs Dayton (N) (11/26/2019)
	.542 (32-59)	vs BYU (N) (11/27/2019)
<b>3 PT FG MADE</b>	17	vs BYU (N) (11/27/2019)
	13	VMI (12/21/2019)
<b>3 PT FG ATTEMPTS</b>	39	Coppin St. (11/08/2019)
	35	Clemson (03/04/2020)
<b>3 PT FG PERCENTAGE</b>	.500 (17-34)	vs BYU (N) (11/27/2019)
	.458 (11-24)	vs Dayton (N) (11/26/2019)
<b>FREE THROWS MADE</b>	29	Miami (FL) (02/19/2020)
	23	at Duke (02/22/2020)
<b>FREE THROW ATTEMPTS</b>	32	Miami (FL) (02/19/2020)
	31	at Duke (02/22/2020)
<b>FREE THROW PERCENTAGE</b>	1.000 (10-10)	Duke (12/06/2019)
	.906 (29-32)	Miami (FL) (02/19/2020)
<b>REBOUNDS</b>	55	Miami (FL) (02/19/2020)
	49	at Duke (02/22/2020)
<b>ASSISTS</b>	22	vs BYU (N) (11/27/2019)
	22	vs Dayton (N) (11/26/2019)
<b>STEALS</b>	8	at Boston College (01/25/2020)
	8	Duke (12/06/2019)
	8	Coppin St. (11/08/2019)
<b>BLOCKED SHOTS</b>	9	at Duke (02/22/2020)
	8	Miami (FL) (02/19/2020)
<b>TURNOVERS</b>	23	VMI (12/21/2019)
	19	Lehigh (11/16/2019)
<b>FOULS</b>	27	at Wake Forest (01/14/2020)
	21	vs Dayton (N) (11/26/2019)

#### Virginia Tech - Game Lows

<b>POINTS</b>	39	at Virginia (01/04/2020)
	52	at Louisville (03/01/2020)
	53	Virginia (02/26/2020)
	56	at Boston College (01/25/2020)
	57	at Georgia Tech (02/04/2020)
<b>FIELD GOALS MADE</b>	13	at Virginia (01/04/2020)
	19	at Louisville (03/01/2020)
	19	Virginia (02/26/2020)
<b>FIELD GOAL ATTEMPTS</b>	48	Clemson (03/04/2020)
	48	at Virginia (01/04/2020)
<b>FIELD GOAL PERCENTAGE</b>	.271 (13-48)	at Virginia (01/04/2020)
	.344 (21-61)	VMI (12/21/2019)
<b>3 PT FG MADE</b>	4	at Georgia Tech (02/04/2020)
	4	at Virginia (01/04/2020)
<b>3 PT FG ATTEMPTS</b>	20	Duke (12/06/2019)
	21	at Boston College (01/25/2020)
	21	Chattanooga (12/11/2019)
	21	vs Dayton (N) (11/26/2019)
	21	vs Michigan St. (N) (11/25/20)
<b>3 PT FG PERCENTAGE</b>	.160 (4-25)	at Virginia (01/04/2020)
	.174 (4-23)	at Georgia Tech (02/04/2020)
<b>FREE THROWS MADE</b>	3	Lehigh (11/16/2019)
	4	at Louisville (03/01/2020)
	4	Syracuse (01/18/2020)
	4	Duke (12/06/2019)
	4	vs BYU (N) (11/27/2019)
<b>FREE THROW ATTEMPTS</b>	4	Lehigh (11/16/2019)
	6	at Louisville (03/01/2020)
	6	Pittsburgh (02/15/2020)
	6	Florida St. (02/01/2020)
	6	Duke (12/06/2019)
<b>FREE THROW PERCENTAGE</b>	.500 (5-10)	at Boston College (01/25/2020)
	.500 (4-8)	Syracuse (01/18/2020)
<b>REBOUNDS</b>	21	vs Dayton (N) (11/26/2019)
	23	Virginia (02/26/2020)
<b>ASSISTS</b>	6	at Virginia (01/04/2020)
	10	Virginia (02/26/2020)
<b>STEALS</b>	1	Syracuse (01/18/2020)
	1	vs BYU (N) (11/27/2019)
<b>BLOCKED SHOTS</b>	0	at Syracuse (01/07/2020)
	0	at Virginia (01/04/2020)
	0	Gardner-Webb (12/15/2019)
<b>TURNOVERS</b>	2	UMES (12/29/2019)
	7	Virginia (02/26/2020)
	7	Syracuse (01/18/2020)
	7	VMI (12/21/2019)
	7	Chattanooga (12/11/2019)
<b>FOULS</b>	6	Duke (12/06/2019)
	8	VMI (12/21/2019)
	8	Lehigh (11/16/2019)

#### Opponent - Game Lows

<b>POINTS</b>	37	UMES (12/29/2019)
	42	Coppin St. (11/08/2019)
	46	Gardner-Webb (12/15/2019)
	53	Lehigh (11/16/2019)
	55	VMI (12/21/2019)
<b>FIELD GOALS MADE</b>	14	UMES (12/29/2019)
	14	Coppin St. (11/08/2019)
<b>FIELD GOAL ATTEMPTS</b>	48	at Boston College (01/25/2020)
	49	Virginia (02/26/2020)
<b>FIELD GOAL PERCENTAGE</b>	.197 (14-71)	Coppin St. (11/08/2019)
	.237 (14-59)	UMES (12/29/2019)
<b>3 PT FG MADE</b>	3	USC Upstate (11/13/2019)
	5	Pittsburgh (02/15/2020)
<b>3 PT FG ATTEMPTS</b>	15	at Miami (FL) (01/28/2020)
	17	at Syracuse (01/07/2020)
<b>3 PT FG PERCENTAGE</b>	.120 (3-25)	USC Upstate (11/13/2019)
	.154 (6-39)	Coppin St. (11/08/2019)
<b>FREE THROWS MADE</b>	0	VMI (12/21/2019)
	2	UMES (12/29/2019)
<b>FREE THROW ATTEMPTS</b>	0	VMI (12/21/2019)
	5	UMES (12/29/2019)
	5	Lehigh (11/16/2019)
<b>FREE THROW PERCENTAGE</b>	.400 (2-5)	UMES (12/29/2019)
<b>REBOUNDS</b>	26	Delaware St. (11/20/2019)
	28	Lehigh (11/16/2019)
<b>ASSISTS</b>	6	at Syracuse (01/07/2020)
	6	Coppin St. (11/08/2019)
<b>STEALS</b>	1	North Carolina (01/22/2020)
	1	at Wake Forest (01/14/2020)
	1	UMES (12/29/2019)
	1	Chattanooga (12/11/2019)
<b>BLOCKED SHOTS</b>	0	at Louisville (03/01/2020)
	1	at Syracuse (01/07/2020)
	1	vs Dayton (N) (11/26/2019)
	1	Delaware St. (11/20/2019)
	1	Lehigh (11/16/2019)
	1	Coppin St. (11/08/2019)
<b>TURNOVERS</b>	4	Syracuse (01/18/2020)
	6	vs BYU (N) (11/27/2019)
<b>FOULS</b>	8	Florida St. (02/01/2020)
	9	at Louisville (03/01/2020)
	9	Lehigh (11/16/2019)



**PROGRAM HISTORY**

First Year	1908
All-Time Record	1,482-1,232 (.546)
Conference Record	459-638 (.418)
Televised Games	245-230 (.516)
Overtime Games	69-53 (.566)
VT Ranked	86-42 (.672)
NCAA Tournaments	9 (most recent 2018-19)
NIT Appearances	13 (most recent 2015-16)
Most wins	26 (2018-19)
Highest AP Ranking	No. 8 (1995)

**CASELL COLISEUM**

Capacity	9,275
Seasons in Use	59th season
Tech Record	614-202 (.752)
ACC Record	76-61 (.555)
vs. Nonconference	421-71 (.856)
vs. Ranked Teams	24-54 (.308)

**2019-20 RECRUITING CLASS**

- Coach Mike Young signed his first recruiting class in Blacksburg and it sure was a goodie, getting two ESPN top 100 players.
- The class, made up of two consensus four-star guards, ranks No. 35 in the country according to 247 Sports and No. 33 on Rivals.
- Darius Maddox (top) preps at Oak Hill Academy, a place heq will have a one-year stint at after scoring over 350 points at St. John's High School and leading them to a 27-12 record and top-10 ranking in the state.
- Joe Bamisile (bottom) plays at Monacan High School, where he averaged 28 points, seven rebounds and two assists last year, earning VHSL All-state honors and the Region 4B Co-Player of the Year.
- Maddox ranks No. 93 and Bamisile sits at No. 64 on ESPN's recruiting site.



**PLAYER HIGHS & LOWS**

**Virginia Tech - Individual Game Highs**

<b>POINTS</b>	30	Landers Nolley II at Clemson (11/05/2019)
	29	Landers Nolley II vs Boston College (02/08/2020)
	29	Landers Nolley II vs NC State (01/11/2020)
	27	Landers Nolley II vs Lehigh (11/16/2019)
	26	Tyrece Radford vs Miami (FL) (02/19/2020)
<b>FIELD GOALS MADE</b>	12	Landers Nolley II vs Boston College (02/08/2020)
	12	Landers Nolley II at Clemson (11/05/2019)
<b>FIELD GOAL ATTEMPTS</b>	23	Landers Nolley II at Clemson (11/05/2019)
	22	Landers Nolley II vs Boston College (02/08/2020)
<b>FIELD GOAL PERCENTAGE (min 5 made)</b>	.875 (7-8)	Tyrece Radford vs Clemson (03/04/2020)
	.857 (6-7)	Nahiem Alleyne vs Syracuse (01/18/2020)
	.857 (6-7)	Tyrece Radford vs Duke (12/06/2019)
<b>3 PT FG MADE</b>	7	Landers Nolley II vs Lehigh (11/16/2019)
	6	Jalen Cone vs North Carolina (01/22/2020)
<b>3 PT FG ATTEMPTS</b>	13	Landers Nolley II vs Syracuse (01/18/2020)
	12	Landers Nolley II vs Lehigh (11/16/2019)
<b>3 PT FG PERCENTAGE (min 2 made)</b>	1.000 (3-3)	Jalen Cone vs USC Upstate (11/13/2019)
	1.000 (2-2)	P.J. Horne vs Michigan St. (N) (11/25/2019)
<b>FREE THROWS MADE</b>	10	Landers Nolley II vs North Carolina (01/22/2020)
	9	Landers Nolley II vs Miami (FL) (02/19/2020)
	9	Landers Nolley II vs NC State (01/11/2020)
<b>FREE THROW ATTEMPTS</b>	12	Tyrece Radford at Wake Forest (01/14/2020)
	11	Landers Nolley II vs North Carolina (01/22/2020)
<b>FREE THROW PERCENTAGE (min 3 made)</b>	1.000 (8-8)	Landers Nolley II vs Michigan St. (N) (11/25/2019)
	1.000 (7-7)	Jalen Cone at Georgia Tech (02/04/2020)
	1.000 (6-6)	Landers Nolley II vs Virginia (02/26/2020)
	1.000 (6-6)	Tyrece Radford vs Miami (FL) (02/19/2020)
	1.000 (5-5)	Nahiem Alleyne vs Chattanooga (12/11/2019)
	1.000 (4-4)	Jalen Cone at Syracuse (01/07/2020)
	1.000 (4-4)	Hunter Cattoor at Virginia (01/04/2020)
	1.000 (3-3)	Nahiem Alleyne vs Boston College (02/08/2020)
	1.000 (3-3)	Nahiem Alleyne vs UMES (12/29/2019)
	1.000 (3-3)	Jalen Cone vs VMI (12/21/2019)
	1.000 (3-3)	Isaiah Wilkins vs Gardner-Webb (12/15/2019)
<b>REBOUNDS</b>	13	Tyrece Radford at Wake Forest (01/14/2020)
	12	Landers Nolley II vs Pittsburgh (02/15/2020)
<b>ASSISTS</b>	10	Wabissa Bede vs Delaware St. (11/20/2019)
	10	Wabissa Bede vs Coppin St. (11/08/2019)
<b>STEALS</b>	5	P.J. Horne vs Clemson (03/04/2020)
	4	Isaiah Wilkins at Georgia Tech (02/04/2020)
	4	Wabissa Bede at Boston College (01/25/2020)
	4	Tyrece Radford at Wake Forest (01/14/2020)
<b>BLOCKED SHOTS</b>	5	John Ojiako vs Miami (FL) (02/19/2020)
	3	John Ojiako vs UMES (12/29/2019)
<b>TURNOVERS</b>	9	Landers Nolley II vs Duke (12/06/2019)
	6	Wabissa Bede at Miami (FL) (01/28/2020)
<b>FOULS</b>	5	John Ojiako at Duke (02/22/2020)
	5	P.J. Horne vs Miami (FL) (02/19/2020)
	5	Nahiem Alleyne vs Boston College (02/08/2020)
	5	Wabissa Bede at Boston College (01/25/2020)
	5	Landers Nolley II at Wake Forest (01/14/2020)
	5	John Ojiako at Wake Forest (01/14/2020)
	5	Isaiah Wilkins at Clemson (11/05/2019)

**Opponent - Individual Game Highs**

<b>POINTS</b>	28	Garrison Brooks vs North Carolina (01/22/2020)
	27	Isaiah Wong vs Miami (FL) (02/19/2020)
	27	Devin Vassell vs Florida St. (02/01/2020)
	26	Buddy Boeheim vs Syracuse (01/18/2020)
	24	Obi Toppin vs Dayton (N) (11/26/2019)
<b>FIELD GOALS MADE</b>	11	Garrison Brooks vs North Carolina (01/22/2020)
	10	Buddy Boeheim vs Syracuse (01/18/2020)
	10	Obi Toppin vs Dayton (N) (11/26/2019)
<b>FIELD GOAL ATTEMPTS</b>	21	John Crosby vs Delaware St. (11/20/2019)
	20	Buddy Boeheim vs Syracuse (01/18/2020)
<b>FIELD GOAL PERCENTAGE (min 5 made)</b>	1.000 (5-5)	Kolby Lee vs BYU (N) (11/27/2019)
	.857 (6-7)	Dalton Nixon vs BYU (N) (11/27/2019)
<b>3 PT FG MADE</b>	7	Devin Vassell vs Florida St. (02/01/2020)
	6	Travis Eevee vs VMI (12/21/2019)
<b>3 PT FG ATTEMPTS</b>	13	Buddy Boeheim vs Syracuse (01/18/2020)
	12	Travis Eevee vs VMI (12/21/2019)
<b>3 PT FG PERCENTAGE (min 2 made)</b>	1.000 (7-7)	Devin Vassell vs Florida St. (02/01/2020)
	1.000 (2-2)	Jonathan Scott vs Chattanooga (12/11/2019)
	1.000 (2-2)	Dalton Nixon vs BYU (N) (11/27/2019)
	1.000 (2-2)	Omari Peek-Green vs Delaware St. (11/20/2019)
<b>FREE THROWS MADE</b>	14	Isaiah Wong vs Miami (FL) (02/19/2020)
	9	Steffon Mitchell vs Boston College (02/08/2020)
<b>FREE THROW ATTEMPTS</b>	14	Isaiah Wong vs Miami (FL) (02/19/2020)
	11	Steffon Mitchell vs Boston College (02/08/2020)
<b>FREE THROW PERCENTAGE (min 3 made)</b>	1.000 (14-14)	Isaiah Wong vs Miami (FL) (02/19/2020)
	1.000 (7-7)	Everette Hammond vs USC Upstate (11/13/2019)
	1.000 (4-4)	Tre Jones at Duke (02/22/2020)
	1.000 (4-4)	Chris Lykes vs Miami (FL) (02/19/2020)
	1.000 (4-4)	DJ Vasiljevic vs Miami (FL) (02/19/2020)
	1.000 (4-4)	Devin Vassell vs Florida St. (02/01/2020)
	1.000 (4-4)	Harlond Beverly at Miami (FL) (01/28/2020)
	1.000 (4-4)	Jairus Hamilton at Boston College (01/25/2020)
	1.000 (4-4)	Wendell Moore vs Duke (12/06/2019)
	1.000 (4-4)	Vernon Carey vs Duke (12/06/2019)
	1.000 (4-4)	Zac Seljaas vs BYU (N) (11/27/2019)
	1.000 (4-4)	John Newman III at Clemson (11/05/2019)
	1.000 (3-3)	Isaiah Wong at Miami (FL) (01/28/2020)
	1.000 (3-3)	Armando Bacot vs North Carolina (01/22/2020)
<b>REBOUNDS</b>	18	Keith Stone vs Miami (FL) (02/19/2020)
	15	Steffon Mitchell vs Boston College (02/08/2020)
	15	Aamir Simms at Clemson (11/05/2019)
<b>ASSISTS</b>	9	Markell Johnson vs NC State (01/11/2020)
	9	Jalen Crutcher vs Dayton (N) (11/26/2019)
<b>STEALS</b>	4	Au'Diese Toney vs Pittsburgh (02/15/2020)
	4	Dejuan Clayton vs Coppin St. (11/08/2019)
<b>BLOCKED SHOTS</b>	3	Devon Daniels vs NC State (01/11/2020)
	3	Ty Gibson vs UMES (12/29/2019)
	3	Ludovic Dufeal vs Gardner-Webb (12/15/2019)
<b>TURNOVERS</b>	7	Travis Eevee vs VMI (12/21/2019)
	6	Derryck Thornton vs Boston College (02/08/2020)
<b>FOULS</b>	5	Sam Waardenburg vs Miami (FL) (02/19/2020)
	5	Xavier Johnson vs Pittsburgh (02/15/2020)
	5	Luka Kraljevic vs Boston College (02/08/2020)
	5	Jairus Hamilton vs Boston College (02/08/2020)
	5	Armando Bacot vs North Carolina (01/22/2020)
	5	Marek Dolezal at Syracuse (01/07/2020)
	5	Tyler Creamer vs VMI (12/21/2019)
	5	Malik Hall vs Michigan St. (N) (11/25/2019)
	5	Tevin Mack at Clemson (11/05/2019)



## CATEGORY LEADERS

Points				
##	Player	G	Pts	Pts/G
2	Nolley II, Landers	30	478	15.9
23	Radford, Tyrece	30	313	10.4
4	Alleyne, Nahiem	30	270	9.0
15	Cone, Jalen	30	244	8.1
14	Horne, P.J.	30	222	7.4
0	Cattoor, Hunter	29	177	6.1
3	Bede, Wabissa	30	158	5.3
1	Wilkins, Isaiiah	30	133	4.4
21	Ojiako, John	29	81	2.8
24	Johnson, Branden	10	4	0.4
11	Palmer, Brendan	3	2	0.7

Field Goal Percentage				
##	Player	FG	Att	Pct
23	Radford, Tyrece	128	208	.615
21	Ojiako, John	33	60	.550
14	Horne, P.J.	85	189	.450
15	Cone, Jalen	77	177	.435
0	Cattoor, Hunter	60	147	.408
4	Alleyne, Nahiem	90	226	.398
2	Nolley II, Landers	164	439	.374
3	Bede, Wabissa	61	165	.370
1	Wilkins, Isaiiah	47	135	.348
24	Johnson, Branden	2	7	.286
11	Palmer, Brendan	1	4	.250

3-Point FG Percentage				
##	Player	3FG	Att	Pct
15	Cone, Jalen	62	125	.496
4	Alleyne, Nahiem	48	122	.393
0	Cattoor, Hunter	43	110	.391
14	Horne, P.J.	39	115	.339
2	Nolley II, Landers	65	204	.319
1	Wilkins, Isaiiah	23	77	.299
3	Bede, Wabissa	14	60	.233
23	Radford, Tyrece	1	12	.083

Fouls				
##	Player	G	PF	PF/G
14	Horne, P.J.	30	64	2.1
2	Nolley II, Landers	30	58	1.9
3	Bede, Wabissa	30	57	1.9
4	Alleyne, Nahiem	30	48	1.6
23	Radford, Tyrece	30	46	1.5

Foul Outs				
##	Player	G	FO	
21	Ojiako, John	29	2	
14	Horne, P.J.	30	1	
2	Nolley II, Landers	30	1	
3	Bede, Wabissa	30	1	
4	Alleyne, Nahiem	30	1	

Scoring Average				
##	Player	G	Pts	Pts/G
2	Nolley II, Landers	30	478	15.9
23	Radford, Tyrece	30	313	10.4
4	Alleyne, Nahiem	30	270	9.0
15	Cone, Jalen	30	244	8.1
14	Horne, P.J.	30	222	7.4
0	Cattoor, Hunter	29	177	6.1
3	Bede, Wabissa	30	158	5.3
1	Wilkins, Isaiiah	30	133	4.4
21	Ojiako, John	29	81	2.8
11	Palmer, Brendan	3	2	0.7
24	Johnson, Branden	10	4	0.4

Field Goal Attempts				
##	Player	G	Att	Att/G
2	Nolley II, Landers	30	439	14.6
4	Alleyne, Nahiem	30	226	7.5
23	Radford, Tyrece	30	208	6.9
14	Horne, P.J.	30	189	6.3
15	Cone, Jalen	30	177	5.9

Field Goals Made				
##	Player	G	Made	Made/G
2	Nolley II, Landers	30	164	5.5
23	Radford, Tyrece	30	128	4.3
4	Alleyne, Nahiem	30	90	3.0
14	Horne, P.J.	30	85	2.8
15	Cone, Jalen	30	77	2.6

3-Point FG Attempts				
##	Player	G	Att	Att/G
2	Nolley II, Landers	30	204	6.8
15	Cone, Jalen	30	125	4.2
4	Alleyne, Nahiem	30	122	4.1
14	Horne, P.J.	30	115	3.8
0	Cattoor, Hunter	29	110	3.8

3-Point FG Made				
##	Player	G	Made	Made/G
2	Nolley II, Landers	30	65	2.2
15	Cone, Jalen	30	62	2.1
4	Alleyne, Nahiem	30	48	1.6
0	Cattoor, Hunter	29	43	1.5
14	Horne, P.J.	30	39	1.3

Free Throw Percentage				
##	Player	Made	Att	Pct
15	Cone, Jalen	28	32	.875
2	Nolley II, Landers	85	107	.794
4	Alleyne, Nahiem	42	57	.737
1	Wilkins, Isaiiah	16	22	.727
23	Radford, Tyrece	56	81	.691
0	Cattoor, Hunter	14	22	.636
21	Ojiako, John	15	24	.625
14	Horne, P.J.	13	22	.591
3	Bede, Wabissa	22	44	.500

Rebounds				
##	Player	G	Reb	Reb/G
23	Radford, Tyrece	30	190	6.3
2	Nolley II, Landers	30	179	6.0
14	Horne, P.J.	30	122	4.1
3	Bede, Wabissa	30	112	3.7
1	Wilkins, Isaiiah	30	79	2.6

Rebounds Average				
##	Player	G	Reb	Reb/G
23	Radford, Tyrece	30	190	6.3
2	Nolley II, Landers	30	179	6.0
14	Horne, P.J.	30	122	4.1
3	Bede, Wabissa	30	112	3.7
21	Ojiako, John	29	78	2.7

Offensive Rebounds				
##	Player	G	OReb	OReb/G
23	Radford, Tyrece	30	68	2.3
21	Ojiako, John	29	30	1.0
2	Nolley II, Landers	30	23	0.8
14	Horne, P.J.	30	21	0.7
1	Wilkins, Isaiiah	30	21	0.7

Defensive Rebounds				
##	Player	G	DReb	DReb/G
2	Nolley II, Landers	30	156	5.2
23	Radford, Tyrece	30	122	4.1
3	Bede, Wabissa	30	102	3.4
14	Horne, P.J.	30	101	3.4
4	Alleyne, Nahiem	30	67	2.2

Free Throw Attempts				
##	Player	G	Att	Att/G
2	Nolley II, Landers	30	107	3.6
23	Radford, Tyrece	30	81	2.7
4	Alleyne, Nahiem	30	57	1.9
3	Bede, Wabissa	30	44	1.5
15	Cone, Jalen	30	32	1.1

Free Throws Made				
##	Player	G	Made	Made/G
2	Nolley II, Landers	30	85	2.8
23	Radford, Tyrece	30	56	1.9
4	Alleyne, Nahiem	30	42	1.4
15	Cone, Jalen	30	28	0.9
3	Bede, Wabissa	30	22	0.7

Assists				
##	Player	G	Ass	Ass/G
3	Bede, Wabissa	30	167	5.6
2	Nolley II, Landers	30	73	2.4
23	Radford, Tyrece	30	53	1.8
4	Alleyne, Nahiem	30	45	1.5
1	Wilkins, Isaiiah	30	41	1.4

Steals				
##	Player	G	Stl	Stl/G
3	Bede, Wabissa	30	32	1.1
23	Radford, Tyrece	30	29	1.0
0	Cattoor, Hunter	29	27	0.9
2	Nolley II, Landers	30	23	0.8
1	Wilkins, Isaiiah	30	23	0.8

Blocked Shots				
##	Player	G	Blk	Blk/G
21	Ojiako, John	29	21	0.7
14	Horne, P.J.	30	20	0.7
3	Bede, Wabissa	30	12	0.4
23	Radford, Tyrece	30	10	0.3
2	Nolley II, Landers	30	10	0.3

Minutes				
##	Player	G	Min	Min/G
2	Nolley II, Landers	30	914	30:29
3	Bede, Wabissa	30	890	29:39
14	Horne, P.J.	30	839	27:58
23	Radford, Tyrece	30	796	26:32
4	Alleyne, Nahiem	30	795	26:31

Turnovers				
##	Player	G	TO	TO/G
2	Nolley II, Landers	30	85	2.8
3	Bede, Wabissa	30	50	1.7
15	Cone, Jalen	30	29	1.0
14	Horne, P.J.	30	27	0.9
23	Radford, Tyrece	30	24	0.8

## DOUBLE-DOUBLE TRACKER

Opponent	Date	Player	Points	Rebounds	Assists	Blocks	Steals
Gardner-Webb (W, 73-46)	Dec. 15	Tycece Radford	10	10	0	0	1
UMES (W, 82-37)	Dec. 29	Landers Nolley II	18	10	3	0	0
Wake Forest (W, 80-70)	Jan. 14	Tycece Radford	21	13	1	0	4
Boston College (L, 77-73 OT)	Feb. 8	Landers Nolley II	29	11	1	1	0
Miami (Fla.) (L, 102-95 3OT)	Feb. 19	Landers Nolley II	18	11	1	1	0
Miami (Fla.) (L, 102-95 3OT)	Feb. 19	Tycece Radford	26	10	2	1	3

### HE'S MORE THAN A POINT GUARD

- Known as a stocky guy, weighing 200 lbs and being called a fire hydrant by Jay Bilas, Wabissa Bede has been a force on the boards so far, as well as playing the distributor role, a role he played sparingly the last two years with the all-time assists leader, Justin Robinson, running the point.
- In his game against Coppin State, Bede almost did something that hasn't happened in three years, a double-double with just rebounds and assists, collecting 10 assists and nine rebounds. (Chris Clarke on Dec. 17, 2016, triple-double).
- And speaking of Robinson, the last time a player had 10 assists after Bede's night versus Coppin State was when Robinson tallied the single-game school record with 13 versus Central Connecticut State on Dec. 1, 2018. Bede dished out 10 again a few weeks later vs. Delaware State on Nov. 20.

### WELL, THIS IS NEW

- A new staff is in place for Tech and there are also quite a few freshmen with six.
- The six freshies make Tech one of only 20 schools to have six or more, including one of 13 high-majors.

### ELITE COMPANY

- After scoring a little under half of the Hokies' points against Clemson, Landers Nolley found himself in elite company among league peers.
- The small forward scored the fourth-most points by an ACC freshman in a debut, joining preseason ACC Freshman of the Year Cole Anthony of North Carolina this week with each totaling at least 30.

Player	Opponent	Date	PTS
Cole Anthony (UNC)	Notre Dame	Nov. 6, 2019	34
RJ Barrett (Duke)	Kentucky	Nov. 6, 2018	33
J.J. Hickson (NC State)	William & Mary	Nov. 15, 2007	31
Landers Nolley (VT)	Clemson	Nov. 5, 2019	30
Ishua Benjamin (NC State)	Prairie View	Nov. 26, 1994	29
Ivan Wagner (NC State)	VMI	Nov. 25, 1995	29
Zion Williamson (Duke)	Kentucky	Nov. 6, 2018	28
Sylvan Landesberg (UVA)	VMI	Nov. 16, 2008	28
Rashad McCants (UNC)	Penn State	Nov. 18, 2002	28







## Mike YOUNG

- First season at Virginia Tech
- 18th as a head coach in Division I
- Produced three AP All-America selections at Wofford
- Took Wofford to five NCAA Tournament appearances

### The Young File

#### PERSONAL

BORN: May 1, 1963  
 HOMETOWN: Radford, Virginia  
 FAMILY: Wife (Margaret), Children (Cooper & Davis)  
 COACHING RECORD AT VIRGINIA TECH: 16-14 (1st year)  
 CAREER HEAD COACHING RECORD: 315-258 (.550)

#### EDUCATION

Emory & Henry (1986)  
 JOINED TECH STAFF: April 7, 2019  
 YEARS OF COLLEGIATE HEAD COACHING: 18  
 YEARS OF COLLEGIATE COACHING: 33

#### COACHING CAREER

Year	School
1986-88	Assistant Coach, Emory & Henry
1988-89	Assistant Coach, Radford
1989-02	Assistant Coach, Wofford
2002-19	Head Coach, Wofford
2019-present	Head Coach, Virginia Tech

#### ACCOMPLISHMENTS

- Five NCAA Tournaments**  
2019, 2015, 2014, 2011, 2010
- Five SoCon Tournament Championships**  
2019, 2015, 2014, 2011, 2010
- Four SoCon Regular-Season Titles**  
2019, 2015, 2011, 2010
- Two-time National Coach of the Year**  
2019 (Sporting News), 2010 (Hugh Durham)
- Three AP All-America Selections**  
Fletcher Magee (2018-19) Karl Cochran (2014-15) Noah Dahlman (2009-10)
- Four SoCon Player of the Years**  
Fletcher Magee (2017-18, 2018-19) Karl Cochran (2014-15) & Noah Dahlman (2009-10)
- All-SoCon**  
24 selections (Coaches) 34 selections (media)

Mike Young begins his first season as the head men's basketball coach at Virginia Tech. The veteran head coach comes home to the New River Valley with a wealth of experience and the desire and focus to lead this Hokies program in its quest to be among the best in the ACC and the nation.

Since arriving in Blacksburg, Young has worked diligently to assemble a top-level coaching staff. Along with that staff, Young has devoted countless hours toward putting together a competitive roster for the 2019-20 season and making a noticeable impact on the always evolving national recruiting community.

The Radford, Virginia native joins the Hokies after a record-setting 17-year tenure as the head coach at Wofford. The Terriers posted a 30-5 overall record in 2018-19, including a perfect 18-0 mark in Southern Conference play, and registered a convincing 84-68 win over Seton Hall in the first round of the 2019 NCAA Tournament.

The 2019 Sporting News Coach of the Year, Young finished third in last season's Associated Press Coach of the Year voting behind Texas Tech's Chris Beard and Houston's Kelvin Sampson. In his 17 seasons at the helm as head coach of Wofford College, Young built the Terriers into one of the Southern Conference's preeminent programs and a perennial NCAA Tournament participant. He guided Wofford to five NCAA Tournament berths over the past 10 seasons and five Southern Conference championships. In addition to the on-court success of his teams, 100 percent of Young's student-athletes at Wofford who completed their eligibility graduated.

In addition to owning numerous coaching accolades, Young currently serves as a member of the NCAA's Men's Basketball Ethics Committee.

Young compiled a 299-244 (.551) overall record at Wofford and earned Southern Conference Coach of the Year honors four times (2010, 2014, 2015 and 2019). Under his guidance, the Terriers registered an impressive list of nonconference wins, including ones over the likes of Auburn, Cincinnati, Clemson, Georgia, Georgia Tech, NC State, Purdue, Seton Hall, South Carolina, Virginia Tech, Xavier and Wake Forest. Arguably the most compelling nonconference victory of his tenure at Wofford came on Dec. 20, 2017 when the Terriers faced then-No. 5 North Carolina at the Dean Smith Center in Chapel Hill, North Carolina and registered a 79-75 victory over head coach Roy Williams and the Tar Heels.

Prior to assuming the head coaching reins for the Terriers in 2002-03, Young was an assistant coach to current Wofford Director of Athletics Richard Johnson. Young came to

Wofford after serving as a graduate assistant for one year under Oliver Purnell at Radford University.

A 1986 graduate of Emory & Henry College, he was a four-year letterman in basketball for coach Bob Johnson and the team captain his junior and senior seasons. He credits Johnson for having a major influence on his playing and coaching career.

Upon his graduation, Young became a full-time assistant coach for two years at Emory & Henry before moving on to Radford. Another of Young's mentors is Fletcher Arritt, longtime coach of Fork Union (Va.) Military Academy. Young played one season for him before attending Emory & Henry. In the summer of 2015, Young was inducted into the Emory & Henry College Sports Hall of Fame, as well as the Radford High School Hall of Fame.

Young and wife Margaret have a daughter, Cooper, a student at the University of the South, and a son, Davis, who is attending Blacksburg High School.

#### YEAR BY YEAR

Year	School	Rec.	Conf.	Postseason
2019-20	Virginia Tech	16-14	7-12	---
2018-19	Wofford	30-5	18-0	NCAA Round of 32
2017-18	Wofford	21-13	11-7	CIT
2016-17	Wofford	16-17	10-8	
2015-16	Wofford	15-17	11-7	
2014-15	Wofford	28-7	16-2	NCAA First Round
2013-14	Wofford	20-13	11-5	NCAA First Round
2012-13	Wofford	13-19	7-11	
2011-12	Wofford	19-14	12-6	CBI
2010-11	Wofford	21-13	14-4	NCAA First Round
2009-10	Wofford	26-9	15-3	NCAA First Round
2008-09	Wofford	16-14	12-8	
2007-08	Wofford	16-16	8-12	
2006-07	Wofford	10-20	5-13	
2005-06	Wofford	11-18	6-9	
2004-05	Wofford	14-14	7-9	
2003-04	Wofford	9-20	4-12	
2002-03	Wofford	14-15	8-8	



**BOUNCE BACK TIME**

- When Mike Young loses a basketball game, it rarely spills into the next game, with his teams bouncing back with a W, especially over the last five years with him being .597 by going 37-25.
- Young went 4-0 last year after a loss and 9-3 the year prior with the Terriers. He is 5-9 at Tech.

Season	G	W	L	Pct.
2002-03	14	7	7	.500
2003-04	19	7	12	.368
2004-05	13	5	8	.385
2005-06	17	8	9	.471
2006-07	19	6	13	.316
2007-08	15	7	8	.467
2008-09	13	8	5	.615
2009-10	8	5	3	.625
2010-11	12	9	3	.750
2011-12	13	8	5	.615
2012-13	18	9	9	.500
2013-14	12	7	5	.583
2014-15	6	5	1	.833
2015-16	16	9	7	.563
2016-17	16	10	6	.625
2017-18	12	9	3	.750
2018-19	4	4	0	1.000
2019-20	14	5	9	.357
<b>Total</b>	<b>241</b>	<b>128</b>	<b>113</b>	<b>.531</b>



**WHEN IT COUNTS**

- Mike Young brings a polished resume from his time at Wofford and you can see that in the numbers he carries regarding finishing a lead when his teams have had one over his years of coaching, with 18 seasons to be exact.
- Over the last six years when Young has had a lead with five minutes to go, he usually holds on to it to preserve the win, boasting a .910 winning percentage to his name.
- Since his arrival to Tech, the Hokies have carried the trend also, owning a 13-2 record.

Year	G	W	L	Pct.
2014-15	25	23	2	.920
2015-16	17	14	3	.824
2016-17	17	15	2	.882
2017-18	21	19	2	.905
2018-19	27	27	0	1.000
2019-20	16	14	2	.875
<b>Total</b>	<b>123</b>	<b>112</b>	<b>11</b>	<b>.911</b>

Opponent	G	W	L	Pct.
High-Major	13	10	3	.769
Mid-Major	110	102	8	.927
Conference	73	64	9	.877
Nonconference	50	48	2	.960
Postseason	9	7	2	.778

**WHAT THEY'RE SAYING**



So much for our No. 1 this week! That was quick. What a win for @HokiesMBB and first-year Virginia Tech coach Mike Young.



Today we saw why many NBA folks felt that Mike Young could be an offensive coordinator at the professional level. Guy is a genius offensively.



The best compliment I could give Mike Young is that when you talk to any coach from the Southern Conference, where he spent the previous 17 seasons, they all say the same thing: He's a GREAT basketball coach.

Ask @ForbesETSUhoops.

**Scott Van Pelt** @notthefakeSVP · Nov 25, 2019  
Replying to @GaryParrishCBS  
I love watching his half court stuff. It's art.



Mike Young can coach, people.

*On Coach Young VT*

Mike Young is one of those 20-year overnight sensations. Those of us who know college basketball have always recognized what a great coach he is. The nation found out this season in the NCAA Tournament. He is a great fit for Virginia Tech.

*-Fran Fraschilla*  
Former NCAA head coach & current ESPN college basketball analyst

*On Coach Young VT*

Mike Young has shown during his tenure at Wofford that not only is he an outstanding coach, but he's also a program builder. He develops players and men. He's an excellent communicator and teacher. His teams are always sound, tough, unselfish and fun to watch.

*-Clark Kellogg*  
CBS Sports Men's Basketball Analyst





### HUNTER CATTOOR (cuH-TOUR)

Freshman | 6-3 | 205  
G | Orlando, Fla.

High School  
Bishop Moore

Major: Business

0

#### AT THE RIM

- Has played in 29 games, drawing three starts.
- Pulled down his second-most rebounds (7) & had a steal and nine points in 18 minutes off the bench vs. Clemson (3/4).
- Swiped two steals, pulled down two boards and had two points at No. 11/10 Louisville (3/1).
- Collected two 3-pointers for six points, two rebounds, an assist and a steal against [RV/RV] Virginia (2/26).
- Originally committed to Wofford, but signed with the Hokies after Virginia Tech's hiring of Mike Young.
- Four-year letterwinner at Bishop Moore High School.
- FHSAA 6A first-team All-State and District Player of the Year.
- Scored 1,420 points in high school and a 3-star (247 Sports).
- Also played quarterback on Bishop Moore's football team for one season.

#### CAREER HIGHS

Statistic	Value
Points	17 vs UMES 12/29/19
Rebounds	8 vs Coppin St. 11/08/19
Assists	4 vs Delaware St. 11/20/19
Steals	3 vs Gardner-Webb 12/15/19
Blocks	1 4 times
FG Made	6 vs UMES 12/29/19
FG Attempts	9 vs UMES 12/29/19
3FG Made	5 vs UMES 12/29/19
3FG Attempts	7 vs Lehigh 11/16/19, vs UMES 12/29/19
FT Made	4 vs VMI 12/21/19, at Virginia 01/04/20
FT Attempts	7 vs VMI 12/21/19

#### GAME-BY-GAME STATS

Opponent	Date	GS	Total			3-Pointers			Free throws			Rebounds			PF			A	T/O	BLK	STL	PTS	AVG			
			FG	FGA	PCT	3FG	3FGA	PCT	FT	FTA	PCT	OFF	DEF	TOT	AVG	PF	A							T/O	BLK	STL
at Clemson	11/05/2019	*	27	13	0.00	0	0	0.00	0	0	0.00	0	4	4	0	1	0	1	0	0	0	0	0			
Coppin St.	11/08/2019		22	03	2.6	333	1.5	200	0.0	0.000	1	7	8	6	0	1	3	1	1	1	5	2.5				
USC Upstate	11/13/2019		22	36	3	7	429	3.6	500	0.0	0.000	0	0	0	4	0	1	1	0	0	9	4.7				
Lehigh	11/16/2019		21	54	4.8	500	3	7	429	0.0	0.000	0	1	1	3	3	0	2	0	1	2	11	6.3			
Delaware St.	11/20/2019		23	07	3	6	500	2	4	500	0.0	0.000	0	6	6	3	8	1	4	0	0	0	8	6.6		
vs Michigan St.	11/25/2019		30	13	4	8	500	2	5	400	0.0	0.000	0	2	2	3	5	3	3	0	1	1	10	7.2		
vs Dayton	11/26/2019		30	30	4	7	571	4	6	667	0	2	0.000	0	1	1	3	1	0	1	0	1	12	7.9		
vs BYU	11/27/2019		21	01	1	2	500	1	2	500	0	1	0.000	0	4	4	3	3	0	1	0	0	3	7.3		
Duke	12/06/2019		17	36	0	2	0.000	0	2	0.000	0	0	0	2	9	1	0	1	0	0	0	0	6	4.4		
Gardner-Webb	12/15/2019		16	53	4	7	571	2	4	500	1	2	2	0	0	0	0	0	0	0	3	11	6.9			
VMI	12/21/2019		24	37	4	8	500	2	6	333	4	7	571	1	4	5	2	9	1	1	0	0	2	14	7.5	
UMES	12/29/2019		22	56	6	9	667	5	7	714	0	0.000	1	3	4	3	0	1	0	0	1	17	8.3			
at Virginia	01/04/2020		22	37	0	1	0.000	0	1	0.000	4	4	1.000	0	1	1	2	8	1	0	0	2	4	8.0		
at Syracuse	01/07/2020		20	09	1	7	143	1	6	167	0	0.000	0	0	0	2	6	2	3	1	0	1	3	7.6		
NC State	01/11/2020		19	39	1	5	200	1	4	250	2	2	1.000	0	4	4	2	7	0	2	0	1	5	7.5		
at Wake Forest	01/14/2020	*	18	30	0	2	0.000	0	2	0.000	0	0	0.000	0	1	1	2	6	0	1	0	0	0	7.0		
Syracuse	01/18/2020		08	41	0	3	0.000	0	3	0.000	0	0	0.000	0	0	0	2	5	1	0	0	0	0	6.6		
North Carolina	01/22/2020		15	49	1	3	333	1	2	500	2	2	1.000	0	2	2	4	1	1	0	0	1	5	6.5		
at Boston College	01/25/2020	*	18	57	1	3	333	1	2	500	0	0.000	0	3	3	2	5	2	2	1	0	1	3	6.3		
at Miami (FL)	01/28/2020		23	18	2	3	667	2	3	667	0	0.000	1	3	4	2	6	3	1	0	1	1	6	6.3		
Florida St.	02/01/2020		23	47	4	7	571	2	5	400	0	0.000	0	2	2	2	5	2	1	0	0	2	10	6.5		
at Georgia Tech	02/04/2020		18	34	1	5	200	0	2	0.000	0	0.000	0	2	2	2	5	0	3	0	0	0	2	6.3		
Boston College	02/08/2020		15	03	0	3	0.000	0	3	0.000	0	0.000	0	1	1	2	4	1	1	1	0	2	0	6.0		
Pittsburgh	02/15/2020		13	49	2	7	286	2	6	333	0	0.000	0	1	1	2	4	2	0	1	0	0	6	6.0		
Miami (FL)	02/19/2020		11	33	2	5	400	2	3	667	0	0.000	0	1	1	2	3	0	1	0	0	0	6	6.0		
at Duke	02/22/2020		15	53	4	6	667	2	3	667	0	0.000	0	1	1	2	3	2	0	1	0	1	10	6.2		
Virginia	02/26/2020		19	33	2	6	333	2	4	500	0	0.000	0	2	2	2	3	1	1	0	0	1	6	6.1		
at Louisville	03/01/2020		14	01	1	3	333	0	1	0.000	0	0.000	0	2	2	2	3	0	1	0	2	2	6.0			
Clemson	03/04/2020		17	05	3	5	600	2	4	500	1	2	500	0	7	7	2	4	3	0	1	0	1	9	6.1	
<b>Totals</b>			<b>3</b>	<b>577</b>	<b>37</b>	<b>60</b>	<b>147</b>	<b>.408</b>	<b>43</b>	<b>110</b>	<b>.391</b>	<b>14</b>	<b>22</b>	<b>.636</b>	<b>4</b>	<b>66</b>	<b>70</b>	<b>2</b>	<b>4</b>	<b>4</b>	<b>34</b>	<b>16</b>	<b>4</b>	<b>27</b>	<b>177</b>	<b>6.1</b>

#### CAREER STATS

SEASON	TEAM	GP	GS	MIN	AVG	FG	FGA	FG%	3FG	3FGA	3FG%	FT	FTA	FT%	OFF	DEF	TOT	AVG	PF	FO	AST	BLK	STL	PTS	AVG
2019-20	Hokies	29	3	578	19.9	60	147	.408	43	110	.391	14	22	.636	4	66	70	2.4	41	34	16	4	27	177	6.1
<b>TOTAL</b>		<b>29</b>	<b>3</b>	<b>578</b>	<b>19.9</b>	<b>60</b>	<b>147</b>	<b>.408</b>	<b>43</b>	<b>110</b>	<b>.391</b>	<b>14</b>	<b>22</b>	<b>.636</b>	<b>4</b>	<b>66</b>	<b>70</b>	<b>2.4</b>	<b>41</b>	<b>34</b>	<b>16</b>	<b>4</b>	<b>27</b>	<b>177</b>	<b>6.1</b>



### ISAIAH WILKINS

Sophomore | 6-4 | 225  
G | Winston-Salem, N.C.

High School  
Mount Tabor

Major: Communications

1

#### AT THE RIM

- Has played in all 30 games, starting five contests.
- Totaled eight points, two rebounds and two assists versus Clemson (3/4).
- Chipped in an assist and a steal at No. 11/10 Louisville (3/1).
- Earned his first start since Jan. 25, swatting one shot, dishing out an assist and pulling down two rebounds against [RV/RV] Virginia (2/26).
- Cracked double-digit points for the first time in 15 games (Dec. 21), tallying 11 points, six rebounds and five assists at No. 6/6 Duke (2/22).
- Posted his second-most points of the season with 13 versus Gardner-Webb (12/15).
- Played in 34 games, starting one of those (Central Connecticut State on Dec 1) in 2018-19.

#### CAREER HIGHS

Statistic	Value
Points	21 vs Gardner-Webb 11/09/18
Rebounds	8 vs Saint Francis (PA) 11/24/18
Assists	7 vs Delaware St. 11/20/19
Steals	4 at Georgia Tech 02/04/20
Blocks	2 vs Northeastern 11/16/18
FG Made	7 vs Gardner-Webb 11/09/18
FG Attempts	11 at Georgia Tech 02/04/20
3FG Made	5 vs Gardner-Webb 11/09/18, vs Delaware St. 11/20/19
3FG Attempts	7 vs Gardner-Webb 11/09/18, vs Delaware St. 11/20/19
FT Made	3 5 times
FT Attempts	4 5 times

#### GAME-BY-GAME STATS

Opponent	Date	GS	Total			3-Pointers			Free throws			Rebounds			PF			A	T/O	BLK	STL	PTS	AVG				
			FG	FGA	PCT	3FG	3FGA	PCT	FT	FTA	PCT	OFF	DEF	TOT	AVG	PF	A							T/O	BLK	STL	PTS
at Clemson	11/05/2019	*	20	35	1	7	143	1	5	200	1	3	333	4	2	6	6	0	5	2	2	0	1	4	4	0	
Coppin St.	11/08/2019	*	23	15	3	8	375	1	3	333	0	0.000	1	6	7	6	5	2	0	3	0	1	7	5.5			
USC Upstate	11/13/2019		19	37	1	5	200	0	4	0.000	0	0.000	0	4	4	5	7	1	2	0	0	0	2	4	3		
Lehigh	11/16/2019		15	13	1	5	200	0	3	0.000	0	0.000	0	4	4	5	3	1	0	0	1	0	1	2	3	8	
Delaware St.	11/20/2019		25	47	5	10	500	5	7	714	0	0.000	1	5	6	5	4	1	7	0	0	0	15	6	0		
vs Michigan St.	11/25/2019		09	53	1	4	250	0	1	0.000	0	0.000	0	1	0	1	0	0	1	0	0	1	0	1	2	5	3
vs Dayton	11/26/2019		12	59	1	3	333	0	1	0.000	1	2	500	0	0	0	3	4	4	1	0	1	0	3	5	0	
vs BYU	11/27/2019		10	51	1	1	1000	1	1	1000	0	0.000	0	0	1	1	4	0	1	0	0	0	0	3	4	8	
Duke	12/06/2019		16	11	2	6	333	1	4	250	2	2	1.000	2	2	4	0	1	4	0	2	0	0	1	7	5	0
Chattanooga	12/11/2019		06	43	0	2	0.000	0	2	0.000	0	0.000	0	0	1	0	1	3	7	1	1	0	0	0	0	4	5
Gardner-Webb	12/15/2019		19	32	4	7	571	2	4	500	3	3	1000	0	2	2	3	5	1	3	1	0	2	13	5	3	
VMI	12/21/2019		21	34	4	7	571	2	4	500	3	4	750	1	3	4	3	6	1	2	0	0	2	13	5	9	
UMES	12/29/2019		13	47	1	4	250	0	2	0.000	2	2	1.000	2	2	4	3	6	0	2	0	0	1	4	5	8	
at Virginia	01/04/2020		15	32	1	3	333	1	3	333	0	0.000	0	0	0	0	0	0	3	4	1	0	0	0	3	5	6
at Syracuse	01/07/2020		13	56	1	3	333	1	3	333	0	0.000	1	2	2	3	3	3	1	1	0	1	1	3	5	4	
NC State	01/11/2020		07	00	0	4	0.000	0	1	0.000	0	0.000	0	1	2	3	3	3	0	0	0	0	0	0	0	5	1
at Wake Forest	01/14/2020	*	07	34	0	2	0.000	0	1	0.000	0	0.000	0	0	0	2	3	2	1	1	1	1	0	2	0	4	8
Syracuse	01/18/2020																										



### LANDERS NOLLEY II (NAH-lee)

Redshirt Freshman | 6-7 | 225  
G/F | Atlanta, Ga.

High School  
Langston Hughes

Major: Public Health

2

**5x ACC Freshman of the Week (Nov. 18, Dec. 2, 16, 30, Jan. 13)**  
**Maui Jim Maui Invitational All-Tournament Team**  
**2018-19 ACC Academic Honor Roll**

#### AT THE RIM

- Has played in all 30 games, drawing 27 starts.
- Seventh in the ACC in scoring (15.9 PPG), 13th in field-goal % (37.4), ninth in FT% (79.4), ninth in 3s made a game (2.17) and tied for 10th in defensive rebounds a game (5.20).
- Registered seven points, eight rebounds, three assists and a steal versus Clemson (3/4).
- Had six points, one rebound, one assist and a steal No. 11/10 Louisville (3/1).
- Had the best debut by a freshman in Tech history, breaking the school record of most points in a debut with a career-high 30, the fourth-most by an ACC freshman in a debut.
- Led Langston Hughes HS to two state titles.
- His father, Landers Nolley Sr., played for Dale Brown at LSU.

#### CAREER HIGHS

Statistic	Value
Points	30 at Clemson 11/05/19
Rebounds	12 vs Pittsburgh 02/15/20
Assists	7 vs Syracuse 01/18/20
Steals	3 vs Michigan St. 11/25/19
Blocks	2 vs Michigan St. 11/25/19
FG Made	12 at Clemson 11/05/19, vs Boston College 02/08/20
FG Attempts	23 at Clemson 11/05/19
3FG Made	7 vs Lehigh 11/16/19
3FG Attempts	13 vs Syracuse 01/18/20
FT Made	10 vs North Carolina 01/22/20
FT Attempts	11 vs North Carolina 01/22/20

#### GAME-BY-GAME STATS

Opponent	Date	GS	MIN	FG-FGA	PCT	3FG-3FGA	PCT	FT-FTA	PCT	OFF DEF TOT	AVG	PF	A	T/O	BLK	STL	PTS	AVG			
at Clemson	11/05/2019	*	36:57	12-23	.522	4-8	.500	5-7	.714	1	4	5	3	0	5	0	2	30	30.0		
Coppin St.	11/08/2019	*	26:20	3-10	.300	0-5	.000	5-7	.714	0	7	7	6	0	1	1	1	11	20.5		
USC Upstate	11/13/2019	*	33:35	8-14	.571	4-7	.571	3-4	.750	0	6	6	6	0	3	2	0	1	23	21.3	
Lehigh	11/16/2019	*	29:46	10-19	.526	7-12	.583	0-0	.000	0	5	5	5	8	2	4	5	1	27	27.8	
Delaware St.	11/20/2019	*	18:25	4-8	.500	2-5	.400	0-0	.000	0	1	1	4	8	1	3	2	0	10	20.2	
vs Michigan St.	11/25/2019	*	36:30	5-12	.417	4-6	.667	8-8	1.000	0	4	4	7	0	5	3	2	3	22	20.5	
vs Dayton	11/26/2019	*	24:28	5-13	.385	3-6	.500	2-2	1.000	0	6	6	4	9	3	1	3	0	15	19.7	
vs BYU	11/27/2019	*	35:30	9-18	.500	3-4	.750	1-1	1.000	0	7	7	5	1	1	1	0	1	22	20.0	
Duke	12/06/2019	*	29:19	3-7	.429	0-2	.000	1-2	.500	0	8	8	5	4	3	4	9	0	7	18.6	
Chattanooga	12/11/2019	*	34:03	7-20	.350	1-7	.143	4-5	.800	1	5	6	5	5	1	3	2	0	19	18.6	
Gardner-Webb	12/15/2019	*	30:13	6-14	.429	5-10	.500	1-2	.500	0	9	9	5	8	2	3	1	0	18	18.5	
VMI	12/21/2019	*	18:26	1-11	.091	1-5	.200	1-2	.500	1	1	2	5	5	1	2	3	0	1	4	17.3
UMES	12/29/2019	*	22:56	6-13	.462	3-8	.375	3-4	.750	3	7	10	5	8	1	3	0	0	18	17.4	
at Virginia	01/04/2020	*	33:02	7-16	.438	3-8	.375	1-1	1.000	1	4	5	5	8	2	5	0	0	18	17.4	
at Syracuse	01/07/2020	*	36:20	4-14	.286	1-11	.091	4-6	.667	1	4	5	7	3	4	1	0	1	13	17.1	
NC State	01/11/2020	*	33:00	8-19	.421	4-7	.571	9-10	.900	2	5	7	5	8	2	1	3	0	1	29	17.9
at Wake Forest	01/14/2020	*	31:32	7-19	.368	3-9	.333	4-5	.800	1	2	3	5	6	5	2	2	0	2	21	18.1
Syracuse	01/18/2020	*	39:14	5-16	.313	3-13	.231	0-0	.000	0	6	6	5	7	1	7	4	1	0	13	17.8
North Carolina	01/22/2020	*	44:25	5-17	.294	2-8	.250	10-11	.909	1	6	7	5	7	3	2	3	0	0	22	18.0
at Boston College	01/25/2020	*	32:32	7-17	.412	0-3	.000	1-2	.500	1	1	2	5	6	2	2	4	1	1	15	17.9
at Miami (FL)	01/28/2020	*	36:46	6-15	.400	2-6	.333	0-0	.000	1	4	5	5	3	2	1	0	1	14	17.7	
Pittsburgh	02/03/2020	*	29:03	5-16	.313	2-8	.250	2-2	1.000	1	6	7	5	6	2	3	0	0	14	17.5	
at Georgia Tech	02/04/2020	*	27:17	4-14	.286	1-9	.111	1-2	.500	2	5	7	5	7	3	2	3	0	0	10	17.2
Boston College	02/08/2020	*	36:26	12-22	.545	3-7	.429	2-4	.500	3	8	11	5	9	2	1	2	1	0	29	17.7
Pittsburgh	02/15/2020	*	31:33	3-15	.200	0-6	.000	1-2	.500	0	12	12	6	1	6	1	1	2	7	17.2	
Miami (FL)	02/19/2020	*	38:47	4-21	.190	1-8	.125	9-10	.900	2	9	11	6	3	4	1	2	1	0	18	17.3
at Duke	02/22/2020	*	16:13	1-8	.125	1-3	.333	0-0	.000	0	1	1	6	1	2	0	0	0	0	3	16.6
Virginia	02/26/2020	*	31:52	3-10	.300	1-5	.200	6-6	1.000	1	4	5	6	3	2	3	1	1	11	16.6	
at Louisville	03/01/2020	*	24:22	2-9	.222	0-4	.000	2-3	.667	0	1	1	5	9	1	5	0	1	6	16.2	
Clemson	03/04/2020	*	25:25	2-9	.222	1-4	.250	2-2	1.000	0	8	8	6	0	3	4	0	1	7	15.9	
<b>Totals</b>			<b>27</b>	<b>914:16</b>	<b>164-439</b>	<b>.374</b>	<b>65-204</b>	<b>.319</b>	<b>85-107</b>	<b>.794</b>	<b>23</b>	<b>156</b>	<b>179</b>	<b>6.0</b>	<b>58</b>	<b>73</b>	<b>85</b>	<b>10</b>	<b>23</b>	<b>478</b>	<b>15.9</b>

#### CAREER STATS

SEASON	TEAM	GP-GS	MIN	AVG	FG-FGA	FG%	3FG-FGA	3FG%	FT-FTA	FT%	OFF DEF TOT	AVG	PF	AST	T/O	BLK	STL	PTS	AVG	
2019-20	Hokies	30-27	914/30.5	16.4	439/37.4	65-204	.319	85-107	.794	23	156	179	6.0	58	73	85	10	23	478	15.9
<b>TOTAL</b>		<b>30-27</b>	<b>914/30.5</b>	<b>16.4-439</b>	<b>.374</b>	<b>65-204</b>	<b>.319</b>	<b>85-107</b>	<b>.794</b>	<b>23</b>	<b>156</b>	<b>179</b>	<b>6.0</b>	<b>58</b>	<b>73</b>	<b>85</b>	<b>10</b>	<b>23</b>	<b>478</b>	<b>15.9</b>



### WABISSA BEDE (wa-BEE-sah BEE-dee)

Junior | 6-0 | 200  
G | North Andover, Mass.

High School  
Cushing Academy

Major: Communications

3

**2018-19 ACC Academic Honor Roll**

#### AT THE RIM


- Has played in all 30 games, starting each contest.
- Fourth in the ACC in assists per game (5.57) and first in assist-turnover ratio (3.34). Then he is fourth in ACC-only games with 5.00 assists p/g and second with a 2.71 A/TO ratio.
- Totaled four points, one rebound, five assists, one block and a steal versus Clemson (3/4).
- Posted two points, five rebounds and four assists at No. 11/10 Louisville (3/1).
- Tallied five points, two rebounds, three assists and a steal against [RV/RV] Virginia (2/26).
- Recorded three points, four rebounds, two assists and a block at No. 6/6 Duke (2/22).
- Played in 35 games, starting 28 of those in 2018-19.

#### CAREER HIGHS

Statistic	Value
Points	14 vs UMES 12/28/18
Rebounds	9 vs Coppin St. 11/08/19
Assists	10 vs Coppin St. 11/08/19, vs Delaware St. 11/20/19
Steals	4 times
Blocks	2 vs The Citadel 11/12/17, at Georgia Tech 02/04/20, at Miami (FL) 01/28/20
FG Made	6 vs Duke 12/06/19
FG Attempts	13 vs BYU 11/27/19
3FG Made	4 vs UMES 12/28/18
3FG Attempts	5 vs Duke 02/26/19, vs BYU 11/27/19
FT Made	6 vs Houston Baptist 11/21/17
FT Attempts	9 vs Michigan St. 11/25/19

#### GAME-BY-GAME STATS

Opponent	Date	GS	MIN	FG-FGA	PCT	3FG-3FGA	PCT	FT-FTA	PCT	OFF DEF TOT	AVG	PF	A	T/O	BLK	STL	PTS	AVG			
at Clemson	11/05/2019	*	31:44	2-4	.500	0-1	.000	3-4	.750	0	8	8	8	0	3	6	3	1	0	7	7.0
Coppin St.	11/08/2019	*	24:15	3-4	.750	1-3	.333	0-0	.000	0	9	9	8	5	2	10	2	0	2	3	5.8
USC Upstate	11/13/2019	*	25:44	3-8	.375	1-2	.500	0-0	.000	0	2	2	6	3	2	8	2	1	1	7	5.7
Lehigh	11/16/2019	*	25:14	2-6	.333	0-2	.000	0-0	.000	0	3	3	5	5	1	6	1	0	3	4	5.3
Delaware St.	11/20/2019	*	23:15	2-3	.667	1-2	.500	0-2	.000	0	5	5	4	4	0	10	0	0	1	5	5.2
vs Michigan St.	11/25/2019	*	30:43	3-10	.300	0-3	.000	5-9	.556	0	3	3	5	0	4	5	2	1	0	11	6.2
vs Dayton	11/26/2019	*	33:34	2-9	.222	0-4	.000	2-3	.667	0	2	2	4	6	3	6	1	0	3	6	6.1
vs BYU	11/27/2019	*	34:07	5-13	.385	1-5	.200	0-1	.000	1	3	4	4	5	2	7	2	0	0	11	6.8
Duke	12/06/2019	*	35:03	6-10	.600	0-1	.000	0-0	.000	0	4	4	4	4	0	5	2	0	0	12	7.3
Chattanooga	12/11/2019	*	38:26	3-7	.429	1-1	1.000	0-0	.000	2	6	8	4	8	1	7	2	1	1	7	7.3
Gardner-Webb	12/15/2019	*	24:18	1-5	.200	1-2	.500	1-2	.500	1	0	1	4	5	1	5	2	0	0	8	7.4
VMI	12/21/2019	*	29:36	3-3	.333	0-1	.000	2-2	1.000	0	3	3	4	3	0	2	1	0	0	4	7.1
UMES	12/29/2019	*	19:55	0-4	.000	0-2	.000	0-0	.000	0	3	3	4	2	0	6	0	1	1	0	6.5
at Virginia	01/04/2020	*	30:23	0-2	.000	0-1	.000	0-0	.000	0	4	4	2	3	2	2	2	0	0	0	6.1
at Syracuse	01/07/2020	*	33:38	0-1	.000	0-0	.000	2-2	1.000	0											



**NAHIEM ALLEYNE** (na-HEEM ah-LEAN)

Freshman | 6-3 | 195  
G | Buford, Ga.

High School  
Mountain View

Major: Human Development

4

**AT THE RIM**

- Has played in all 30 games, drawing 25 starts.
- Recorded three points, three rebounds and two assists versus Clemson (3/4).
- Cracked the double-digit plateau for the first time since Feb. 8 with 12 points off of four 3-pointers, while owning three rebounds, one assist and a steal at No. 11/10 Louisville (3/1).
- Tallied two points, one rebound, an assist and a block against [RV/RV] Virginia (2/26).
- Scored nine points and had an assist at No. 6/6 Duke (2/22).
- Two-year letterwinner at Mountain View High School.
- GHSA All-State and All-Region.
- Averaged 17.2 points per game and made 63 three-pointers in the 2018-19 season.
- A three-star on 247 Sports.
- Ranked as the 21st-best player in the state of Georgia.

**CAREER HIGHS**

Statistic	Value
Points	22 vs Chattanooga 12/11/19
Rebounds	5 vs Boston College 02/08/20, vs Chattanooga 12/11/19
Assists	4 4 times
Steals	2 vs Michigan St. 11/25/19
Blocks	2 vs Delaware St. 11/20/19
FG Made	7 vs Delaware St. 11/20/19, vs Chattanooga 12/11/19
FG Attempts	16 vs Boston College 02/08/20
3FG Made	5 vs Delaware St. 11/20/19, vs Syracuse 01/18/20
3FG Attempts	10 vs Boston College 02/08/20
FT Made	5 at Clemson 11/05/19, vs Chattanooga 12/11/19, at Wake Forest 01/14/20
FT Attempts	6 at Clemson 11/05/19, at Wake Forest 01/14/20

**GAME-BY-GAME STATS**

Opponent	Date	GS	MIN	Total FG-FGA	PCT	3FG-FGA	PCT	FT-FTA	PCT	OFF DEF	TOT	AVG	PF	A	T/O	BLK	STL	PTS	AVG		
at Clemson	11/05/2019		22:44	2-9	.222	2-6	.333	5-6	.833	0	3	3.0	1	1	1	0	1	11	11.0		
Coppin St.	11/08/2019	*	23:28	6-8	.750	4-6	.667	2-2	1.000	0	2	2.5	0	0	1	0	0	18	14.5		
USC Upstate	11/13/2019	*	25:13	3-6	.500	1-3	.333	2-3	.667	0	2	2.3	0	4	0	1	0	9	12.7		
Lehigh	11/16/2019	*	20:43	1-7	.143	0-3	.000	3-4	.750	0	2	2.3	0	1	0	0	0	5	10.8		
Delaware St.	11/20/2019	*	31:15	7-11	.636	5-9	.556	1-1	1.000	0	4	2.6	0	1	0	2	1	20	12.6		
vs Michigan St.	11/25/2019	*	33:51	3-10	.300	2-4	.500	2-3	.667	0	3	3.27	2	1	0	0	2	10	12.2		
vs Dayton	11/26/2019	*	30:57	3-8	.375	0-1	.000	3-5	.600	0	2	2.6	2	3	1	0	0	9	11.7		
vs BYU	11/27/2019	*	36:28	5-8	.625	2-4	.500	0-0	.000	0	3	3.26	1	4	2	1	0	12	11.8		
Duke	12/06/2019	*	32:25	2-6	.333	1-3	.333	1-2	.500	2	0	2.6	0	1	1	0	1	6	11.1		
Chattanooga	12/11/2019	*	35:32	7-13	.538	3-7	.429	5-5	1.000	1	4	5.28	1	0	2	0	0	22	12.2		
Gardner-Webb	12/15/2019	*	23:15	0-4	.000	0-2	.000	0-0	.000	0	2	2.7	1	1	1	0	0	0	11.1		
VMI	12/21/2019	*	27:43	2-7	.286	0-2	.000	1-3	.333	0	2	2.7	0	2	1	0	0	5	10.6		
UMES	12/29/2019	*	25:05	1-10	.100	0-5	.000	3-3	1.000	1	0	1.25	0	2	1	0	0	5	10.2		
at Virginia	01/04/2020	*	22:14	1-9	.111	0-1	.000	0-0	.000	0	2	2.5	2	0	0	0	1	2	9.6		
at Syracuse	01/07/2020	*	22:55	2-6	.333	2-6	.333	0-2	.000	1	2	3.25	1	2	0	0	0	6	9.3		
NC State	01/11/2020	*	21:18	1-6	.167	1-1	1.000	2-3	.667	0	4	4.26	2	2	0	0	0	5	9.1		
at Wake Forest	01/14/2020		17:58	2-3	.667	1-2	.500	5-6	.833	0	2	2.6	2	0	0	0	1	10	9.1		
Syracuse	01/18/2020		28:32	6-7	.857	5-6	.833	0-0	.000	0	3	3.26	1	4	0	0	0	17	9.6		
North Carolina	01/22/2020		33:47	4-11	.364	3-9	.333	0-0	.000	0	2	2.6	0	3	0	0	0	11	9.6		
at Boston College	01/25/2020		23:07	4-9	.444	2-4	.500	0-1	.000	0	3	3.26	3	0	1	1	0	10	9.7		
at Miami (FL)	01/28/2020	*	17:51	3-4	.750	1-2	.500	0-0	.000	0	2	2.6	2	0	0	0	1	7	9.5		
Florida St.	02/01/2020	*	21:56	2-6	.333	1-4	.250	2-2	1.000	0	0	2.5	3	1	1	0	0	7	9.4		
at Georgia Tech	02/04/2020	*	30:03	2-5	.400	1-4	.250	0-0	.000	1	1	2.4	3	2	1	0	0	5	9.2		
Boston College	02/08/2020	*	37:12	5-16	.313	3-10	.300	3-3	1.000	0	5	5.25	5	2	0	0	0	16	9.5		
Pittsburgh	02/15/2020	*	29:43	3-6	.500	1-4	.250	0-0	.000	0	1	1.25	2	4	3	0	0	7	9.4		
Miami (FL)	02/19/2020	*	29:03	4-8	.500	1-3	.333	0-0	.000	0	3	3.25	1	0	0	0	1	9	9.4		
at Duke	02/22/2020	*	20:46	3-8	.375	1-3	.333	2-3	.667	0	1	1.24	4	1	1	0	0	9	9.4		
Virginia	02/26/2020	*	23:35	1-5	.200	0-1	.000	0-0	.000	0	1	1.24	2	1	0	1	0	2	9.1		
at Louisville	03/01/2020	*	27:06	4-7	.571	4-5	.800	0-0	.000	0	3	3.24	2	1	2	0	1	12	9.2		
Clemson	03/04/2020	*	19:32	1-3	.333	1-2	.500	0-0	.000	0	3	3.24	3	2	2	0	0	3	9.0		
<b>Totals</b>			<b>25</b>	<b>795:18</b>	<b>90-226</b>	<b>.398</b>	<b>48-122</b>	<b>.393</b>	<b>42-57</b>	<b>.737</b>	<b>6</b>	<b>67</b>	<b>73</b>	<b>2.4</b>	<b>48</b>	<b>45</b>	<b>24</b>	<b>6</b>	<b>10</b>	<b>270</b>	<b>9.0</b>

**CAREER STATS**

SEASON	TEAM	GP-GS	MIN	AVG	FG-FGA	FG%	3FG-FGA	3FG%	FT-FTA	FT%	OFF	DEF	TOT	AVG	PF	FO	AST	TO	BLK	STL	PTS	AVG
2019-20	Hokies	30-25	795/26.5		90-226	.398	48-122	.393	42-57	.737	6	67	73	2.4	48	45	24	6	10	270	9.0	
<b>TOTAL</b>		<b>30-25</b>	<b>795/26.5</b>		<b>90-226</b>	<b>.398</b>	<b>48-122</b>	<b>.393</b>	<b>42-57</b>	<b>.737</b>	<b>6</b>	<b>67</b>	<b>73</b>	<b>2.4</b>	<b>48-1</b>	<b>45</b>	<b>24</b>	<b>6</b>	<b>10</b>	<b>270</b>	<b>9.0</b>	



**JONATHAN KABONGO** (kuh-BONGO)

Sophomore | 6-4 | 195  
G | Toronto, Canada

High School  
Thornlea Secondary

Major: Creative Writing

10

**AT THE RIM**

- Has yet to see action.
- Played in 21 games in 2018-19.
- Hit a 3-pointer, pulled down two rebounds and swatted a shot against Miami (Fla) in the second round of the ACC Tournament.
- Tied a career high and scored an ACC-high six points at Pitt, while collecting ACC highs in three categories—two rebounds, one assist and a steal in his second-most minutes of the season with 13.
- Scored his first points in ACC action, coming off the bench in the final minute and making a layup versus Syracuse.
- Played in his first league game against Wake Forest .
- Scored his first points as a Hokie against Central Connecticut State, nailing a 3-pointer.
- Played in the season opener against Gardner-Webb, earning his first assist.

**CAREER HIGHS**

Statistic	Value
Points	6 at Pittsburgh 02/16/19, vs UMES 12/28/18
Rebounds	2 at Pittsburgh 02/16/19, vs Northeastern 11/16/18, vs Miami (FL) 03/13/19
Assists	1 4 times
Steals	1 at Notre Dame 02/23/19, at Pittsburgh 02/16/19, vs South Carolina St. 12/09/18
Blocks	1 vs Miami (FL) 03/13/19
FG Made	2 at Pittsburgh 02/16/19, vs UMES 12/28/18
FG Attempts	5 vs UMES 12/28/18
3FG Made	2 at Pittsburgh 02/16/19
3FG Attempts	4 vs Central Conn. St. 12/01/18, vs UMES 12/28/18
FT Made	1 vs Virginia 02/18/19, vs UMES 12/28/18
FT Attempts	2 vs UMES 12/28/18

**GAME-BY-GAME STATS**

**CAREER STATS**

SEASON	TEAM	GP-GS	MIN	AVG	FG-FGA	FG%	3FG-FGA	3FG%	FT-FTA	FT%	OFF	DEF	TOT	AVG	PF	FO	AST	TO	BLK	STL	PTS	AVG
2018-19	Hokies	21-0	102/4.8		11-28	.393	7-22	.318	2-4	.500	0	12	12	0.6	10-0	4	4	1	3	31	1.5	
<b>TOTAL</b>		<b>21-0</b>	<b>102/4.8</b>		<b>11-28</b>	<b>.393</b>	<b>7-22</b>	<b>.318</b>	<b>2-4</b>	<b>.500</b>	<b>0</b>	<b>12</b>	<b>12</b>	<b>0.6</b>	<b>10-0</b>	<b>4</b>	<b>4</b>	<b>1</b>	<b>3</b>	<b>31</b>	<b>1.5</b>	





### BRENDAN PALMER

Sophomore | 6-4 | 195  
G | Winston-Salem, N.C.

11

High School  
Forsyth Country Day

Major: Public Health

#### 2018-19 ACC Academic Honor Roll

##### AT THE RIM

- Has played in two games.
- Scored the first basket of his career versus Maryland Eastern Shore (12/29), making a contested layup and finishing with a career-high three rebounds.
- Came in off the bench in the final two minutes against Coppin State (11/8) in the home opener, earning his first career rebound and a steal.
- Appeared in four games in the 2018-19 season.
- Played in his first ACC game against Miami (Fla.).
- Appeared versus Central Connecticut State.
- Came in against St. Francis (Pa.).
- College debut was versus Northeastern.
- Member of the National Honor Society.
- Lettered previous season at Calvary Day School, where he also ran track.

##### CAREER HIGHS

Statistic	Value
Points	2 vs UMES 12/29/19
Rebounds	3 vs UMES 12/29/19
Steals	1 vs Coppin St. 11/08/19
FG Made	1 vs UMES 12/29/19
FG Attempts	2 vs Coppin St. 11/08/19, vs UMES 12/29/19
3FG Attempts	2 vs Coppin St. 11/08/19

RADFORD, Tvrace

##### GAME-BY-GAME STATS

Opponent	Date	GS	MIN	Total FG-FGA	PCT	3FG-3FGA	PCT	Free throws FT-FTA	PCT	Rebounds OFF DEF TOT	PF	A	T/O	BLK	STL	PTS	AVG		
Coppin St.	11/08/2019	02:09	0-2	.000	0-2	.000	0-0	.000	0	1	1	1.0	0	0	0	1	0	0.0	
UMES	12/29/2019	06:19	1-2	.500	0-1	.000	0-0	.000	1	2	3	2.0	0	0	1	0	2	1.0	
Clemson	03/04/2020	01:53	0-0	.000	0-0	.000	0-0	.000	0	0	0	1.3	0	0	1	0	0	0.7	
<b>Totals</b>		<b>0</b>	<b>10:21</b>	<b>1-4</b>	<b>.250</b>	<b>0-3</b>	<b>.000</b>	<b>0-0</b>	<b>.000</b>	<b>1</b>	<b>3</b>	<b>4</b>	<b>1.3</b>	<b>0</b>	<b>0</b>	<b>2</b>	<b>1</b>	<b>0</b>	<b>2</b>

##### CAREER STATS

SEASON	TEAM	GP-GS	MIN	AVG	FG-FGA	FG%	3FG-3FGA	3FG%	FT-FTA	FT%	OFF	DEF	TOT	AVG	PF	FO	AST	BLK	STL	PTS	AVG
2018-19	Hokies	4-0	3/0.7	0-0	.000	0-0	.000	0-0	.000	0	0	0	0.0	0-0	0	0	0	0	0	0	0.0
2019-20	Hokies	3-0	10/3.5	1-4	.250	0-3	.000	0-0	.000	1	3	4	1.3	0-0	0	2	0	1	2	0.7	
<b>TOTAL</b>		<b>7-0</b>	<b>13/1.9</b>	<b>1-4</b>	<b>.250</b>	<b>0-3</b>	<b>.000</b>	<b>0-0</b>	<b>.000</b>	<b>1</b>	<b>3</b>	<b>4</b>	<b>0.6</b>	<b>0-0</b>	<b>0</b>	<b>2</b>	<b>0</b>	<b>1</b>	<b>2</b>	<b>0.3</b>	

Single Game Highs



### P.J. HORNE

Junior | 6-6 | 225  
F | Tifton, Ga.

14

High School  
Tift County

Major: Sociology

#### 2018-19 ACC Academic Honor Roll

##### AT THE RIM

- Has played in all 30 games, drawing 28 starts.
- Dropped the second-most points of his career (17) vs. Clemson (3/4), while tallying three boards & a career-high five steals.
- Recorded five points, two rebounds, one block and tied a season-high two steals at No. 11/10 Louisville (3/1).
- Nailed three 3-pointers and pulled down two rebounds against [RV/RV] Virginia (2/26).
- Played the best game of his career at Pitt (2/15), recording a career-high 18 points thanks to career-best four 3-pointers.
- After making one 3 last year (29 Gs), had his nine-game streak of making at least one this season snapped vs. Chat. (12/11).
- Played in 29 games last season, starting four contests.

##### CAREER HIGHS

Statistic	Value
Points	18 vs Pittsburgh 02/15/20
Rebounds	7 vs Miami (FL) 02/03/18, at Clemson 11/05/19, vs Michigan St. 11/25/19
Assists	3 vs Saint Francis (PA) 11/24/18
Steals	5 vs Clemson 03/04/20
Blocks	2 7 times
FG Made	6 times
FG Attempts	13 vs Duke 12/06/19
3FG Made	4 vs Clemson 03/04/20, vs Pittsburgh 02/15/20
3FG Attempts	9 at Virginia 01/04/20
FT Made	4 vs Iowa 11/28/17, vs N.C. A&T 12/28/17, vs Clemson 02/21/18
FT Attempts	7 vs Miami (FL) 02/03/18

##### GAME-BY-GAME STATS

Opponent	Date	GS	MIN	Total FG-FGA	PCT	3FG-3FGA	PCT	Free throws FT-FTA	PCT	Rebounds OFF DEF TOT	PF	A	T/O	BLK	STL	PTS	AVG				
at Clemson	11/05/2019	*	35:41	3-7	.429	1-4	.250	1-1	1.000	0	7	7	7.0	1	2	1	0	8	8.0		
Coppin St.	11/08/2019	*	22:36	3-5	.600	3-4	.750	0-0	.000	1	2	3	5.0	1	2	1	0	1	9	8.5	
USC Upstate	11/13/2019	*	25:00	4-7	.571	1-2	.500	0-0	.000	0	4	4	4.7	3	0	1	1	0	9	8.7	
Lehigh	11/16/2019	*	25:50	6-8	.750	2-4	.500	0-0	.000	4	1	5	4.8	1	0	2	0	14	10.0		
Delaware St.	11/20/2019	*	15:21	3-6	.500	1-3	.333	0-0	.000	1	1	2	4.2	2	1	3	0	7	9.4		
vs Michigan St.	11/25/2019	*	29:40	5-6	.833	2-2	1.000	0-1	.000	4	3	7	4.7	3	1	1	1	12	9.8		
vs Dayton	11/26/2019	*	28:03	3-4	.750	1-2	.500	0-0	.000	1	2	3	4.4	2	1	1	2	1	7	9.4	
vs BYU	11/27/2019	*	31:23	5-6	.833	3-4	.750	0-0	.000	0	4	4	4.4	1	1	1	1	0	13	9.9	
Duke	12/06/2019	*	33:36	6-13	.462	3-8	.375	0-0	.000	0	6	6	4.6	1	0	1	2	0	15	10.4	
Chattanooga	12/11/2019	*	32:17	1-6	.167	0-3	.000	0-0	.000	2	3	5	4.6	1	0	0	1	2	2	9.6	
Gardner-Webb	12/15/2019	*	18:59	1-4	.250	1-3	.333	0-0	.000	0	5	5	4.6	4	0	2	0	1	3	9.0	
VMI	12/21/2019	*	26:43	3-8	.375	0-4	.000	0-0	.000	1	3	4	4.6	1	0	1	0	2	6	8.8	
UMES	12/29/2019	*	18:39	3-3	1.000	1-1	1.000	0-0	.000	1	4	5	4.6	0	0	0	0	0	7	8.6	
at Virginia	01/04/2020	*	32:03	2-12	.167	0-9	.000	0-0	.000	1	4	5	4.6	3	0	1	0	0	4	8.3	
at Syracuse	01/07/2020	*	23:28	5-8	.625	0-3	.000	2-2	1.000	1	1	2	4.5	3	0	1	0	1	12	8.5	
NC State	01/11/2020	*	31:44	1-3	.333	1-2	.500	0-0	.000	1	5	6	4.6	4	0	1	0	1	3	8.2	
at Wake Forest	01/14/2020	*	23:11	3-5	.600	1-3	.333	0-0	.000	0	5	5	4.6	2	0	2	0	2	7	8.1	
Syracuse	01/18/2020	*	27:19	3-5	.600	1-2	.500	2-5	.400	0	5	5	4.6	0	0	0	0	0	9	8.2	
North Carolina	01/22/2020	*	42:22	1-5	.200	1-4	.250	3-4	.750	0	5	5	4.6	4	0	2	1	1	6	8.1	
at Boston College	01/25/2020	*	35:34	1-6	.167	1-4	.250	0-0	.000	0	6	6	4.7	2	1	1	0	2	3	7.8	
at Miami (FL)	01/28/2020	*	36:39	2-7	.286	2-3	.667	0-0	.000	1	3	4	4.7	2	1	1	2	1	6	7.7	
Florida St.	02/01/2020	*	26:21	0-6	.000	0-6	.000	0-0	.000	0	3	3	4.6	0	0	0	2	0	0	7.4	
at Georgia Tech	02/04/2020	*	26:33	2-4	.500	1-2	.500	0-2	.000	0	3	3	4.5	3	0	1	1	0	5	7.3	
Boston College	02/08/2020	*	32:38	1-2	.500	0-1	.000	2-3	.667	1	3	4	4.5	4	0	1	0	0	4	7.1	
Pittsburgh	02/15/2020	*	25:52	6-9	.667	4-6	.667	2-2	1.000	0	1	1	4.4	2	1	0	1	0	18	7.6	
Miami (FL)	02/19/2020	*	29:36	1-4	.250	0-3	.000	0-0	.000	0	4	4	4.3	5	0	1	0	0	2	7.3	
at Duke	02/22/2020	*	17:39	0-3	.000	0-1	.000	0-0	.000	0	2	2	4.3	2	0	0	1	1	0	7.1	
Virginia	02/26/2020	*	30:48	3-8	.375	3-8	.375	0-0	.000	0	2	2	4.2	3	0	0	1	0	9	7.1	
at Louisville	03/01/2020	*	22:54	2-9	.222	1-7	.143	0-0	.000	0	2	2	4.1	3	0	0	1	2	5	7.1	
Clemson	03/04/2020	*	30:27	6-10	.600	4-7	.571	1-2	.500	1	2	3	4.1	1	0	0	0	0	17	7.4	
<b>Totals</b>			<b>28</b>	<b>838:55</b>	<b>85-189</b>	<b>.450</b>	<b>39-115</b>	<b>.339</b>	<b>13-22</b>	<b>.591</b>	<b>21</b>	<b>101</b>	<b>122</b>	<b>4.1</b>	<b>64</b>	<b>11</b>	<b>27</b>	<b>20</b>	<b>23</b>	<b>222</b>	<b>7.4</b>

##### CAREER STATS

SEASON	TEAM	GP-GS	MIN	AVG	Field Goals FG-FGA	FG%	3-Point 3FG-3FGA	3FG%	F-Throws FT-FTA	FT%	OFF	DEF	TOT	AVG	PF	FO	AST	BLK	STL	PTS	AVG
2017-18	Hokies	28-1	327/11.7	49-83	.590	2-6	.333	28-42	.667	31	36	67	2.4	40-2	2	18	7	4	128	4.6	
2018-19	Hokies	29-4	379/13.1	42-74	.568	1-8	.125	12-16	.750	32	33	65	2.2	49-0	10	26	8	5	97	3.3	
2019-20	Hokies	30-28	839/28.0	85-189	.450	39-115	.339	13-22	.591	21	101	122	4.1	64-1	11	27	20	23	222	7.4	
<b>TOTAL</b>		<b>87-33</b>	<b>1545/17.8</b>	<b>176-346</b>	<b>.509</b>	<b>42-129</b>	<b>.326</b>	<b>53-80</b>	<b>.663</b>	<b>84</b>	<b>170</b>	<b>254</b>	<b>2.9</b>	<b>153-3</b>	<b>23</b>	<b>71</b>	<b>35</b>	<b>32</b>	<b>447</b>	<b>5.1</b>	





### JALEN CONE

Freshman | 5-10 | 170  
G | Walkertown, N.C.

High School  
Walkertown

Major: Undecided

# 15

#### AT THE RIM

- Has played in all 30 games, drawing three starts.
- Makes 2.32 triples per game in ACC play, which is fifth.
- Registered six points and an assist versus Clemson (3/4).
- Posted a team-high 15 points off of five 3-pointers, one rebound and an assist at No. 11/10 Louisville (3/1).
- Recorded eight points, including two 3-pointers, and one rebound against [RV/RV] Virginia (2/26).
- Tallied six points and two rebounds at No. 6/6 Duke (2/22).
- Played his most minutes (36) and followed suit with a career-high 20 points versus Miami (Fla.) (2/19).
- Reclassified from the 2020 class and graduated from high school this past summer a year early.
- Ranked 53rd in the ESPN 100 rankings for the Class of 2020.
- Has a daughter named Ivy Faithe Cone.

#### CAREER HIGHS

Statistic	Value
Points	20 vs Miami (FL) 02/19/20
Rebounds	7 vs North Carolina 01/22/20
Assists	4 vs Lehigh 11/16/19
Steals	1 vs Delaware St. 11/20/19, vs Pittsburgh 02/15/20, at Wake Forest 01/14/20
Blocks	1 vs North Carolina 01/22/20
FG Made	6 vs North Carolina 01/22/20
FG Attempts	14 vs Miami (FL) 02/19/20
3FG Made	6 vs North Carolina 01/22/20
3FG Attempts	11 vs North Carolina 01/22/20
FT Made	7 at Georgia Tech 02/04/20
FT Attempts	7 vs Miami (FL) 02/19/20, at Georgia Tech 02/04/20

#### GAME-BY-GAME STATS

Opponent	Date	GS	MIN	Total			3-Pointers			Free throws			Rebounds			PF	A	T/O	BLK	STL	PTS	AVG
				FG	FGA	PCT	3FG	3FGA	PCT	FT	FTA	PCT	OFF	DEF	TOT							
at Clemson	11/05/2019		08:16	1-2	500	1-1	1.000	0-0	.000	0	1	1	1.0	0	0	0	0	0	0	0	3	3.0
Coppin St.	11/08/2019		15:45	2-7	286	1-4	.250	0-0	.000	0	1	1	1.0	2	0	3	0	0	0	0	5	4.0
USC Upstate	11/13/2019		14:16	4-5	800	3-3	1.000	0-0	.000	0	1	1	1.0	3	0	1	0	0	0	0	11	6.3
Lehigh	11/16/2019		14:46	3-5	600	2-4	.500	0-0	.000	0	1	1	1.0	2	4	1	0	0	0	0	8	6.8
Delaware St.	11/20/2019		17:55	5-8	625	5-7	.714	2-2	1.000	1	0	1	1.0	1	1	2	0	1	1	17	8.8	
vs Michigan St.	11/25/2019		09:17	1-1	1.000	0-0	.000	0-1	.000	0	2	2	1.2	3	0	2	0	0	0	0	2	3.7
vs Dayton	11/26/2019		07:20	0-1	.000	0-0	.000	0-0	.000	0	0	0	1.0	2	0	1	0	0	0	0	0	6.6
vs BYU	11/27/2019		05:53	0-3	.000	0-2	.000	2-2	1.000	0	0	0	0.9	1	0	0	0	0	0	0	2	6.0
Duke	12/06/2019		04:57	1-3	.333	0-0	.000	0-0	.000	0	0	0	0.8	0	0	0	0	0	0	0	2	5.6
Chattanooga	12/14/2019		14:26	1-3	.333	1-1	1.000	0-0	.000	0	1	1	0.8	0	1	0	1	0	0	0	3	5.3
Gardner-Webb	12/15/2019		15:42	2-6	.333	1-5	.200	1-1	1.000	0	1	1	0.8	0	1	1	0	0	0	0	6	5.4
VMI	12/21/2019		12:38	2-6	.333	2-3	.667	3-3	1.000	0	1	1	0.8	1	0	0	0	0	0	0	9	5.7
UMES	12/29/2019		25:11	4-7	.571	3-4	.750	0-0	.000	0	4	4	1.1	2	1	0	0	0	0	0	11	6.1
at Virginia	01/04/2020		09:30	0-3	.000	0-2	.000	0-0	.000	0	1	1	1.1	2	0	2	0	0	0	0	0	5.6
at Syracuse	01/07/2020		18:46	5-7	.714	5-7	.714	4-4	1.000	0	1	1	1.1	1	1	1	0	0	0	0	19	6.5
NC State	01/11/2020		21:13	3-8	.375	2-4	.500	2-2	1.000	0	1	1	1.1	2	0	0	0	0	0	0	10	6.8
at Wake Forest	01/14/2020		22:14	5-8	.625	4-6	.667	1-2	.500	0	0	0	1.0	0	0	0	0	0	0	0	15	7.2
Syracuse	01/18/2020	*	32:08	5-11	.455	4-6	.667	0-0	.000	0	0	0	0.9	2	1	1	0	0	0	0	14	7.6
North Carolina	01/22/2020	*	35:13	6-13	.462	6-11	.545	0-0	.000	1	6	7	1.3	3	2	2	1	0	0	0	18	8.2
at Boston College	01/25/2020	*	22:48	2-5	.400	2-4	.500	0-0	.000	0	0	0	1.2	4	1	3	0	0	0	0	6	8.1
at Miami (FL)	01/28/2020		14:33	0-2	.000	0-2	.000	0-0	.000	0	2	2	1.2	3	0	1	0	0	0	0	0	7.7
Florida St.	02/01/2020		12:22	1-3	.333	1-2	.500	0-0	.000	0	1	1	1.2	0	0	0	0	0	0	0	3	7.5
at Georgia Tech	02/04/2020		24:28	0-3	.000	0-2	.000	7-7	1.000	0	0	0	1.2	1	1	1	0	0	0	0	7	7.4
Boston College	02/08/2020		15:22	3-4	.750	0-1	.000	0-0	.000	1	0	1	1.2	1	0	0	0	0	0	0	6	7.4
Pittsburgh	02/15/2020		18:54	4-6	.667	4-5	.800	0-0	.000	0	1	1	1.2	0	1	1	0	0	0	0	12	7.6
Miami (FL)	02/19/2020		35:51	5-14	.357	4-9	.444	6-7	.857	0	0	0	1.1	2	2	1	0	0	0	0	20	8.0
at Duke	02/22/2020		22:56	2-9	.222	2-7	.286	0-0	.000	0	2	2	1.1	1	1	0	0	0	0	0	6	8.0
Virginia	02/26/2020		17:38	3-6	.500	2-5	.400	0-0	.000	1	0	1	1.1	0	1	0	0	0	0	0	8	8.0
at Louisville	03/01/2020		27:31	5-12	.417	5-10	.500	0-1	.000	0	1	1	1.1	1	1	2	0	0	0	0	15	8.2
Clemson	03/04/2020		25:01	2-6	.333	2-6	.333	0-0	.000	0	1	1	1.1	1	1	1	0	0	0	0	6	8.1
<b>Totals</b>			<b>3</b>	<b>542:53</b>	<b>77-177</b>	<b>.435</b>	<b>62-125</b>	<b>.496</b>	<b>28-32</b>	<b>.875</b>	<b>4</b>	<b>30</b>	<b>34</b>	<b>1.1</b>	<b>42</b>	<b>19</b>	<b>29</b>	<b>1</b>	<b>3</b>	<b>244</b>	<b>8.1</b>	

#### CAREER STATS

SEASON	TEAM	GP-GS	MIN	AVG	Field Goals	3-Point	F-Throws	Rebounds	PF	AST	BLK	STL	PTS	AVG
		FG	FGA	FG%	3FG	3FGA	3FG%	FT	FTA	FT%	OFF	DEF	TOT	AVG
2019-20	Hokies	30-3	543:18.1		77-177	.435	62-125	.496	28-32	.875	4	30	34	1.1
<b>TOTAL</b>		<b>30-3</b>	<b>543:18.1</b>		<b>77-177</b>	<b>.435</b>	<b>62-125</b>	<b>.496</b>	<b>28-32</b>	<b>.875</b>	<b>4</b>	<b>30</b>	<b>34</b>	<b>1.1</b>



### JOHN OJIAKO (OH-gee-ah-co)

Freshman | 6-10 | 240  
F | Lagos, Nigeria

High School  
Admiral Farragut

Major: Undecided

# 21

#### AT THE RIM

- Has played in 29 games.
- Pulled down a rebound versus Clemson (3/4).
- In his second straight start, recorded two points, three rebounds and an assist at No. 11/0 Louisville (3/1).
- Earned the first start of his career against [RV/RV] Virginia (2/26), logging two points, three rebounds and a block.
- Logged 20 minutes at No. 6/6 Duke (2/22) with six points, four points and a block.
- Played a career-high 23 minutes and swatted a career-best five blocks and had six rebounds & six points vs. Miami (2/19).
- Originally from Nigeria, played his high school basketball first in Kentucky and last year in St. Petersburg, Florida.
- Rated as No. 25 center in the nation and No. 10 player in Florida by ESPN.
- Three-star prospect on 247 Sports and Rivals.com.
- Hopes to become a medical doctor.

#### CAREER HIGHS

Statistic	Value
Points	15 vs UMES 12/29/19
Rebounds	9 vs Pittsburgh 02/15/20, vs Gardner-Webb 12/15/19
Assists	1 at Louisville 03/01/20, vs VMI 12/21/19
Steals	2 vs USC Upstate 11/13/19
Blocks	5 vs Miami (FL) 02/19/20
FG Made	5 vs UMES 12/29/19
FG Attempts	10 vs UMES 12/29/19
FT Made	5 vs UMES 12/29/19
FT Attempts	6 vs UMES 12/29/19

#### GAME-BY-GAME STATS

Opponent	Date	GS	MIN	Total			3-Pointers			Free throws			Rebounds			PF	A	T/O	BLK	STL	PTS	AVG
				FG	FGA	PCT	3FG	3FGA	PCT	FT	FTA	PCT	OFF	DEF	TOT							
at Clemson	11/05/2019		04:19	0-0	.000	0-0	.000	0-0	.000	0	1	1	1.0	0	0	0	0	0	0	0	0	0.0
Coppin St.	11/08/2019		14:42	2-4	.500	0-0	.000	2-2	1.000	1	1	2	1.5	2	0	1	1	0	0	0	6	3.0
USC Upstate	11/13/2019		15:00	2-2	1.000	0-0	.000	0-0	.000	0	2	1	2.0	1	0	0	0	0	0	0	2	4.3
Lehigh	11/16/2019		13:02	0-1	.000	0-0	.000	0-0	.000	0	2	0	2.0	0	0	1	0	0	0	0	0	2.5
Delaware St.	11/20/2019		20:09	3-6	.500	0-0	.000	3-5	.600	3	4	7	3.0	4	0	2	1	0	0	9	3.8	
vs Michigan St.	11/25/2019		10:06	1-1	1.000	0-0	.000	0-0	.000	1	1	2	2.8	0	0	0	0	0	0	0	1	3.5
Duke	11/26/2019		11:57	2-3	.667	0-0	.000	0-2	.000	1	0	1	2.6	0	0	0	0	0	0	0	4	3.6
BYU	11/27/2019		04:56	1-2	.500	0-0	.000	0-0	.000	1	1	2	2.5	2	0	1	0	0	0	0	2	3.4
Duke	12/06/2019		06:24	1-2	.500	0-0	.000	0-0	.000	0	0	0	2.2	0	0	0	0	0	0	0	2	3.2
Chattanooga	12/11/2019		04:56	1-2	.500	0-0	.000	0-0	.000	0	1	1	2.1	1	0	0	0	0	0	0	2	3.1
Gardner-Webb	12/15/2019		21:01	1-2	.500	0-0	.000	2-3	.667	2	7	9	2.7	2	0	0	0	0	0	0	4	3.2
VMI	12/21/2019		10:44	1-2	.500	0-0	.000	0-1	.000	0	0	0	2.5	3	1	0	0	0	0	0	2	3.1
UMES	12/29/2019		20:03	5-10	.500	0-0	.000	5-6	.833	4	4	8	2.9	1	0	0	0	0	0	3	15	4.0
at Virginia	01/04/2020		07:57	0-0	.000	0-0	.000	0-0	.000	0	0	1	1.2	0	0	0	0	0	0	0	0	3.7
at Syracuse	01/07/2020		06:16	1-2	.500	0-0	.000	0-1	.000	0	2	0	2.7	1	0	0	0	0	0	0	2	3.6
NC State	01/11/2020		08:16	0-0	.000	0-0	.000	0-0	.000	0	1	1	2.6	0	0	0	0	0	0	0	1	3.4
at Wake Forest	01/14/2020		08:21	0-1	.000	0-0	.000	0-0	.000	0	1	1	2.6	5	0	0	0	0	0	0	0	3.2
North Carolina	01/22/2020		07:38	2-2	1.000	0-0	.000	1-2	.500	2	0	2	2.6	4	0	0	0	0	0	0	5	3.3
at Boston College	01/25/2020		03:22	0-0	.000	0-0	.000	0-0	.000	0	2	2	2.5	0	0	0	0	0	0	0	0	3.1
at Miami (FL)	01/28/2020																					



### TYRECE RADFORD (TIE-reese)

Redshirt Freshman | 6-1 | 205  
Baton Rouge, La.

# 23

High School  
Cushing Academy

Major: University Studies

#### AT THE RIM

- Has played in all 30 games, drawing 27 starts.
- One of two ACC players to average more than 10 points, six rebounds and shoot over 60 percent (NCSU's DJ Funderburk).
- Ranks 14th in the ACC in offensive rebounds per game with a 2.27 average. He has 68 on the year.
- Totaled 16 points on 7-of-8 shooting, six rebounds and four assists versus Clemson (3/4).
- Recorded eight points for the second straight game, nine rebounds and three assists at No. 11/10 Louisville (3/1).
- Hit a clutch, game-tying layup with 11 seconds remaining against [RV/RV] Virginia (2/26), finishing with eight points.
- Redshirted last year after being a four-year starter in the state of Louisiana during prep days.
- All-State at McKinley as a senior, averaging 22 points and six rebounds as a senior, leading Panthers to state semifinals.

#### CAREER HIGHS

Statistic	Value
Points	26 vs Miami (FL) 02/19/20
Rebounds	13 at Wake Forest 01/14/20
Assists	5 vs UMES 12/29/19, vs Syracuse 01/18/20
Steals	4 at Wake Forest 01/14/20
Blocks	2 vs Coppin St. 11/08/19, vs NC State 01/11/20
FG Made	10 vs Miami (FL) 02/19/20, at Miami (FL) 01/28/20
FG Attempts	21 vs Miami (FL) 02/19/20
3FG Made	1 vs Gardner-Webb 12/15/19
3FG Attempts	2 vs Lehigh 11/16/19, vs Gardner-Webb 12/15/19
FT Made	7 at Wake Forest 01/14/20
FT Attempts	12 at Wake Forest 01/14/20

#### GAME-BY-GAME STATS

Opponent	Date	GS	MIN	Total				Rebounds				Points										
				FG-FGA	PCT	3FG-3FGA	PCT	FT-FTA	PCT	OFF	DEF	TOT	AVG	PF	A	T/O	BLK	STL	PTS	AVG		
at Clemson	11/05/2019		12:31	1-2	.500	0-0	.000	2-2	1.000	1	3	4	4.0	1	0	0	0	4	4.0			
Coppin St.	11/08/2019	*	20:26	6-7	.857	0-0	.000	1-1	1.000	1	7	8	6.0	2	1	0	2	10	7.0			
USC Upstate	11/13/2019	*	18:59	3-4	.750	0-0	.000	0-0	.000	2	2	4	5.3	1	1	1	1	2	6.7			
Lehigh	11/16/2019	*	29:03	4-6	.667	0-2	.000	0-0	.000	6	5	11	6.8	1	2	0	0	1	8.7			
Delaware St.	11/20/2019	*	20:04	3-4	.750	0-0	.000	3-4	.750	3	5	8	7.0	2	2	1	0	1	9.7			
vs Michigan St.	11/25/2019	*	09:47	0-0	.000	0-0	.000	0-0	.000	1	0	1	6.0	1	0	0	0	1	6.2			
vs Dayton	11/26/2019	*	20:12	2-3	.667	0-1	.000	2-2	1.000	1	2	3	5.4	3	1	1	0	1	6.6			
vs BYU	11/27/2019	*	19:51	4-5	.800	0-0	.000	1-2	.500	2	0	2	5.0	1	1	0	0	9	6.5			
Duke	12/06/2019	*	24:29	6-7	.857	0-0	.000	3-4	.750	3	4	7	5.2	1	0	0	0	12	7.1			
Chattanooga	12/13/2019	*	33:37	3-6	.500	0-0	.000	2-4	.500	4	3	7	5.4	3	1	0	0	2	8.7			
Gardner-Webb	12/15/2019	*	26:35	4-7	.571	1-2	.500	1-2	.500	2	8	10	5.8	1	0	1	0	1	10.7			
VMI	12/21/2019	*	26:21	3-9	.333	0-1	.000	1-2	.500	7	3	10	6.2	0	4	0	1	7	7.4			
UMES	12/29/2019	*	18:00	5-8	.625	0-1	.000	3-4	.750	1	1	2	5.8	0	5	0	0	2	13.7			
at Virginia	01/04/2020	*	26:42	2-2	1.000	0-0	.000	4-6	.667	1	2	3	5.6	0	0	1	0	2	8.7			
at Syracuse	01/07/2020	*	24:32	2-2	1.000	0-0	.000	3-4	.750	1	8	9	5.9	4	2	1	0	7	7.8			
NC State	01/11/2020	*	30:10	8-11	.727	0-0	.000	2-2	1.000	2	7	9	6.1	1	1	0	2	18	8.4			
at Wake Forest	01/14/2020	*	34:33	7-9	.778	0-0	.000	7-12	.583	2	11	13	6.5	2	1	0	0	4	21	9.2		
Syracuse	01/18/2020	*	24:17	0-4	.000	0-0	.000	2-2	1.000	2	4	6	6.4	2	5	0	0	0	2	8.8		
North Carolina	01/22/2020	*	20:50	1-3	.333	0-0	.000	0-0	.000	1	2	3	6.3	0	1	1	0	1	2	8.4		
at Boston College	01/25/2020	*	18:08	3-4	.750	0-0	.000	1-2	.500	5	4	9	6.4	1	0	2	0	0	7	8.4		
at Miami (FL)	01/28/2020	*	27:08	10-13	.769	0-0	.000	4-5	.800	3	5	8	6.5	4	1	1	0	3	24	9.1		
Florida St.	02/01/2020	*	29:53	8-10	.800	0-1	.000	2-2	1.000	2	4	6	6.5	3	1	2	0	1	18	9.5		
at Georgia Tech	02/04/2020	*	26:18	5-9	.556	0-0	.000	2-4	.500	1	2	3	6.5	1	1	1	0	2	12	9.6		
Boston College	02/08/2020	*	33:19	5-11	.455	0-0	.000	0-1	.000	2	2	4	6.2	3	4	1	1	2	10	9.6		
Pittsburgh	02/15/2020	*	36:28	3-5	.600	0-1	.000	2-2	1.000	1	2	3	6.1	2	4	2	1	1	8	9.6		
Miami (FL)	02/19/2020	*	50:43	10-21	.476	0-0	.000	6-6	1.000	5	5	10	6.2	4	2	1	1	3	26	10.2		
at Duke	02/22/2020	*	31:54	7-15	.467	0-1	.000	2-2	1.000	2	7	9	6.3	1	4	3	0	0	16	10.4		
Virginia	02/26/2020	*	34:28	4-8	.500	0-0	.000	0-1	.000	1	3	4	6.3	0	2	1	0	1	8	10.3		
at Louisville	03/01/2020	*	32:50	3-5	.600	0-1	.000	2-2	1.000	2	7	9	6.3	0	3	1	0	0	8	10.2		
Clemson	03/04/2020	*	29:34	7-8	.875	0-0	.000	2-5	.400	1	5	6	6.3	1	4	2	0	0	16	10.4		
<b>Totals</b>				<b>27</b>	<b>795:52</b>	<b>128-208</b>	<b>.615</b>	<b>1-12</b>	<b>.083</b>	<b>56-81</b>	<b>.691</b>	<b>68</b>	<b>122</b>	<b>190</b>	<b>6.3</b>	<b>46</b>	<b>53</b>	<b>24</b>	<b>10</b>	<b>29</b>	<b>313</b>	<b>10.4</b>

#### CAREER STATS

SEASON	TEAM	GP-GS	MIN/AVG	Field Goals	3-Point	F-Throws	Rebounds	Scoring												
SEASON	TEAM	GP-GS	MIN/AVG	FG-FGA	FG%	3FG-3FGA	3FG%	FT-FTA	FT%	OFF	DEF	TOT	AVG	PF	A	STL	BLK	STL	PTS	AVG
2019-20	Hokies	30-27	796/26.5	128-208	.615	1-12	.083	56-81	.691	68	122	190	6.3	46	53	24	10	29	313	10.4
<b>TOTAL</b>		<b>30-27</b>	<b>796/26.5</b>	<b>128-208</b>	<b>.615</b>	<b>1-12</b>	<b>.083</b>	<b>56-81</b>	<b>.691</b>	<b>68</b>	<b>122</b>	<b>190</b>	<b>6.3</b>	<b>46</b>	<b>53</b>	<b>24</b>	<b>10</b>	<b>29</b>	<b>313</b>	<b>10.4</b>



### BRANDEN JOHNSON

Graduate Student | 6-8 | 230  
F | Garfield Heights, Ohio

# 24

High School / Last School  
Garfield Heights / Alabama State

Major: Curriculum and Instruction

#### AT THE RIM

- Has played in 10 games.
- Played in two minutes on senior day versus Clemson (3/4).
- Logged two minutes at No. 6/6 Duke (2/22).
- At Georgia Tech (2/4), scored his first points with the Hokies with four and pulled down a career-high five rebounds.
- Played a career-high seven minutes and had a rebound and a steal at Wake Forest (1/14).
- Grabbed a career-best two rebounds in a career-high seven minutes of action versus Maryland Eastern Shore (12/29).
- Came in for the first half for two minutes against VMI (12/21).
- Took his first shot of the season versus Gardner-Webb (12/15), a contested layup on the right block.
- Earned his first block as a Hokie versus Lehigh (11/16).
- Came in off the bench and played five minutes against Coppin State (11/8) in the home opener, grabbing a rebound.
- A grad transfer from Alabama State that played in 66 games with 46 starts.
- Averaged four points and four rebounds a game in 2018-19.
- Scored in double-figures in three games last season, including a double-double (11 points, 13 rebounds) against Birmingham-Southern.
- 2018-19 Preseason All-SWAC second team pick.

#### CAREER HIGHS

Statistic	Value
Points	16 at Prairie View 02/24/18
Rebounds	17 at Prairie View 02/24/18
Assists	1 11 times
Steals	2 at Iowa 11/12/17, at South Dakota St. 11/14/17, at Jacksonville St. 11/30/17
Blocks	6 vs Jackson St. 03/01/18
FG Made	7 at Prairie View 02/24/18
FG Attempts	9 at Texas Southern 02/26/18
3FG Attempts	1 at Ark.-Pine Bluff 02/05/18, vs Fort Valley St. 12/29/16
FT Made	6 at Alabama A&M 02/10/18
FT Attempts	12 vs Birmingham-So. 11/14/18

#### GAME-BY-GAME STATS

Opponent	Date	GS	MIN	Total				Rebounds				Points									
				FG-FGA	PCT	3FG-3FGA	PCT	FT-FTA	PCT	OFF	DEF	TOT	AVG	PF	A	T/O	BLK	STL	PTS	AVG	
Coppin St.	11/08/2019		04:51	0-0	.000	0-0	.000	0-0	.000	0	1	1	1.0	0	0	0	0	0	0	0.0	
Lehigh	11/16/2019		04:29	0-0	.000	0-0	.000	0-0	.000	0	1	1	1.0	0	0	0	0	1	0	0.0	
Delaware St.	11/20/2019		04:42	0-0	.000	0-0	.000	0-0	.000	0	0	0	0.0	0	0	0.7	1	0	0	0.0	
Gardner-Webb	12/15/2019		03:52	0-1	.000	0-0	.000	0-0	.000	1	0	1	1.0	0	0	0	0	0	0	0.0	
VMI	12/21/2019		01:38	0-0	.000	0-0	.000	0-0	.000	0	0	0	0.0	0	0	0.6	0	0	0	0.0	
UMES	12/29/2019		07:09	0-2	.000	0-0	.000	0-0	.000	1	1	2	2.0	0	0	0.8	0	0	0	0.0	
at Wake Forest	01/14/2020		07:28	0-1	.000	0-0	.000	0-0	.000	0	1	1	1.0	0	1	0.9	1	0	1	0.0	
at Georgia Tech	02/04/2020		07:52	2-2	1.000	0-0	.000	0-1	.000	2	3	5	1.4	2	0	0	0	0	4	0.5	
at Duke	02/22/2020		02:24	0-0	.000	0-0	.000	0-0	.000	0	0	0	0.0	0	0	1.2	0	0	0	0.0	
Clemson	03/04/2020		01:53	0-1	.000	0-0	.000	0-0	.000	0	0	0	0.0	0	0	1.1	1	0	0	0.0	
<b>Totals</b>				<b>0</b>	<b>45:58</b>	<b>2-7</b>	<b>.286</b>	<b>0-0</b>	<b>.000</b>	<b>0-1</b>	<b>.000</b>	<b>4</b>	<b>7</b>	<b>11</b>	<b>1.1</b>	<b>9</b>	<b>0</b>	<b>1</b>	<b>1</b>	<b>4</b>	<b>0.4</b>

#### CAREER STATS

SEASON	TEAM	GP-GS	MIN/AVG	Field Goals	3-Point	F-Throws	Rebounds	Scoring												
SEASON	TEAM	GP-GS	MIN/AVG	FG-FGA	FG%	3FG-3FGA	3FG%	FT-FTA	FT%	OFF	DEF	TOT	AVG	PF	A	STL	BLK	STL	PTS	AVG
2016-17	ALST	4-0	8/2.0	0-3	.000	0-1	.000	0-0	.000	1	0	1	0.3	1-0	0	1	0	0	0	0.0
2017-18	ALST	31-31	752/24.3	99-154	.643	0-1	.000	40-108	.370	79	133	212	6.8	74-1	8	37	48	18	238	7.7
2018-19	ALST	31-15	525/16.9	53-85	.624	0-0	.000	27-70	.386	46	68	114	3.7	46-0	3	20	19	7	133	4.3
2019-20	Hokies	10-0	46/4.6	2-7	.286	0-0	.000	0-1	.000	4	7	11	1.1	9-0	0	1	1	4	0.4	
<b>TOTAL FOR Hokies</b>		<b>10-0</b>	<b>46/4.6</b>	<b>2-7</b>	<b>.286</b>	<b>0-0</b>	<b>.000</b>	<b>0-1</b>	<b>.000</b>	<b>4</b>	<b>7</b>	<b>11</b>	<b>1.1</b>	<b>9-0</b>	<b>0</b>	<b>1</b>	<b>1</b>	<b>4</b>	<b>0.4</b>	
<b>TOTAL</b>		<b>76-46</b>	<b>1331/17.5</b>	<b>154-249</b>	<b>.618</b>	<b>0-2</b>	<b>.000</b>	<b>67-179</b>	<b>.374</b>	<b>130</b>	<b>208</b>	<b>338</b>	<b>4.4</b>	<b>130-1</b>	<b>11</b>	<b>58</b>	<b>68</b>	<b>26</b>	<b>375</b>	<b>4.9</b>







**GRANT YATES**

Sophomore | 6-8 | 210  
F | Gainesville, Va.

High School / Last School  
Battlefield / Christopher Newport

Major: Business

13

**AT THE RIM**

- Due to NCAA transfer rules, will have to sit out this season.
- Walk-on after transferring from Christopher Newport University.
- At Christopher Newport, he appeared in 19 games as a freshman in the 2018-19 season.
- Scored 17 points and grabbed 11 rebounds on the season.

**CAREER HIGHS**

**GAME-BY-GAME STATS**



**RYAN PAYNE**

Junior | 6-8 | 220  
F | Mechansville, Va.

High School  
Hanover

Major: Finance

25

**AT THE RIM**

- Team manager.
- Three-year letterwinner at Hanover High School under head coach Darren Thornton.
- VHSL 4A first-team all-state.
- Conference 20 Player of the Year.
- Three-time all-academic team.

**CAREER HIGHS**

**GAME-BY-GAME STATS**



**KEVE ALUMA** ((Kev-aye))

Junior | 6-9 | 240  
F | Berlin, Md.

High School/Last School  
Stephen Dcatur / Wofford

Major: Human Development

22

**AT THE RIM**

- Due to NCAA transfer rules, will have to sit out this season.
- Played in 68 games, including starting 34 contests his sophomore season at Wofford.
- Averaged seven points and seven rebounds per game in 2018-19.
- Racked up the second-most rebounds on the team with 239.
- Scored in double figures eight times and recorded two double-doubles
- Had a knack on the offensive glass, ranking fifth in the SoCon with 2.8 offensive rebounds per game in league action.
- In his free time, he enjoys playing soccer.

**CAREER HIGHS**

Statistic	Value
Points	14 vs Mars Hill 11/23/18, vs The Citadel 01/03/19
Rebounds	12 vs Samford 01/24/19
Assists	4 at Oklahoma 11/18/18
Steals	3 vs Samford 01/24/19
Blocks	3 at Furman 02/23/19, at ETSU 02/07/19, vs VMI 03/09/19
FG Made	6 vs Chattanooga 01/26/19, vs Samford 01/24/19
FG Attempts	9 vs Samford 01/24/19
3FG Attempts	1 at High Point 11/10/18
FT Made	6 vs Mars Hill 11/23/18, at Mercer 01/31/19, vs Seton Hall 03/21/19
FT Attempts	9 at Mercer 01/31/19

**CAREER STATS**

SEASON	TEAM	GP-GS	MIN	Field Goals		3-Point		F-Throws		Rebounds			Scoring								
				FG-FGA	FG%	3FG-FGA	3FG%	FT-FTA	FT%	OFF	DEF	TOT	AVG	PF-FO	AST	TO	BLK	STL	PTS	AVG	
2017-18	WOF	33-2	439	13.3	30-53	.566	0-0	.000	24-42	.571	45	68	113	3.4	63-2	18	20	13	6	84	2.5
2018-19	WOF	35-34	930	26.6	94-141	.667	0-1	.000	54-94	.574	92	147	239	6.8	81-3	34	36	31	23	242	6.9
<b>TOTAL FOR Hokies</b>		<b>0-0</b>	<b>0/0.0</b>	<b>0-0</b>	<b>.000</b>	<b>0-0</b>	<b>.000</b>	<b>0-0</b>	<b>.000</b>	<b>0</b>	<b>0</b>	<b>0</b>	<b>0.0</b>	<b>0-0</b>	<b>0</b>	<b>0</b>	<b>0</b>	<b>0</b>	<b>0</b>	<b>0</b>	<b>0.0</b>
<b>TOTAL</b>		<b>68-36</b>	<b>1369</b>	<b>20.1</b>	<b>124-194</b>	<b>.639</b>	<b>0-1</b>	<b>.000</b>	<b>78-136</b>	<b>.574</b>	<b>137</b>	<b>215</b>	<b>352</b>	<b>5.2</b>	<b>144-5</b>	<b>52</b>	<b>56</b>	<b>44</b>	<b>29</b>	<b>326</b>	<b>4.8</b>



## NCAA STATS

Statistic	National Conference		Value	National Leader	Value	Conference Leader		Value
	Rank	Rank				Value	Value	
3-pt Field Goal Attempts (350 ranked)	23	2	828	North Florida	1,000	Notre Dame	848	
Assist Turnover Ratio (350 ranked)	5	2	1.48	Notre Dame	1.70	Notre Dame	1.70	
Assists Per Game (350 ranked)	46	3	14.8	Belmont	18.5	Notre Dame	16.5	
Blocked Shots Per Game (350 ranked)	195	11	2.9	FIU	6.5	Duke	6.0	
Defensive Rebounds per Game (350 ranked)	91	6	26.77	New Hampshire	30.07	North Carolina	28.27	
Fewest Fouls (350 ranked)	25	4	441	Notre Dame	375	Notre Dame	375	
Fewest Turnovers (350 ranked)	7	2	301	Western Ill.	290	Notre Dame	291	
Field-Goal Percentage (350 ranked)	241	11	42.6	Dayton	52.4	Duke	47.0	
Field-Goal Percentage Defense (350 ranked)	91	7	41.4	Memphis	36.2	Virginia	36.9	
Free Throw Attempts (350 ranked)	338	14	412	Auburn	799	Wake Forest	705	
Free Throws Made (350 ranked)	334	14	291	Arkansas St.	561	Wake Forest	529	
Free-Throw Percentage (350 ranked)	184	11	70.6	Northeastern	80.0	Florida St.	75.7	
Offensive Rebounds Per Game (350 ranked)	326	15	7.53	West Virginia	15.17	North Carolina	13.63	
Personal Fouls Per Game (350 ranked)	16	4	14.7	Notre Dame	12.5	Notre Dame	12.5	
Rebound Margin (350 ranked)	282	13	-2.4	Houston	9.7	North Carolina	7.7	
Scoring Defense (350 ranked)	84	6	66.2	Virginia	52.3	Virginia	52.3	
Scoring Margin (350 ranked)	139	8	3.2	Gonzaga	20.1	Duke	14.6	
Scoring Offense (350 ranked)	228	10	69.4	Gonzaga	87.7	Duke	82.3	
Steals Per Game (349 ranked)	211	9	5.9	SFA	10.4	Florida St.	8.8	
Three Pt FG Defense (350 ranked)	99	5	31.6	Arkansas	26.9	Georgia Tech	28.7	
Three-Point Field Goals Per Game (350 ranked)	15	1	9.8	North Florida	11.9	Virginia Tech	9.8	
Three-Point Field-Goal Percentage (350 ranked)	64	3	35.6	BYU	42.3	Louisville	37.6	
Total 3-point FGM (350 ranked)	14	1	295	North Florida	382	Virginia Tech	295	
Total Assists (350 ranked)	50	3	445	Belmont	575	Notre Dame	495	
Total Blocks (350 ranked)	197	11	88	FIU	195	Duke	180	
Total Rebounds (350 ranked)	227	11	1,029	Sacred Heart	1,325	North Carolina	1,257	
Total Rebounds Per Game (350 ranked)	238	11	34.30	Buffalo	42.43	North Carolina	41.90	
Total Steals (349 ranked)	215	9	178	SFA	311	Florida St.	264	
Turnover Margin (349 ranked)	63	7	1.9	UNC Greensboro	6.4	Pittsburgh	3.2	
Turnovers Forced (350 ranked)	281	10	11.93	SFA	21.50	Florida St.	16.57	
Turnovers Per Game (350 ranked)	5	2	10.0	Liberty	9.6	Notre Dame	9.7	
Won-Lost Percentage (350 ranked)	156	8	53.3	San Diego St.	96.6	Florida St.	83.3	

Statistic	Player	National Conference		Value	National Leader	Value	Conference Leader		Value
		Rank	Rank				Value	Value	
3-pt Field Goal Attempts (242 ranked)	Landers Nolley II	74	4	204	Jhivvan Jackson, UTSA	320	Buddy Boeheim, Syracuse	248	
Assist Turnover Ratio (250 ranked)	Wabissa Bede	6	1	3.34	Connor McCaffery, Iowa	4.46	Wabissa Bede, Virginia Tech	3.34	
Assists Per Game (249 ranked)	Wabissa Bede	31	4	5.6	Zavier Simpson, Michigan	7.9	Markell Johnson, NC State	6.5	
Blocked Shots Per Game (249 ranked)					Osasumwen Osaghae, FIU	3.80	Manny Bates, NC State	2.93	
Defensive Rebounds per Game (249 ranked)	Landers Nolley II	160	10	5.20	John Mooney, Notre Dame	9.00	John Mooney, Notre Dame	9.00	
Double Doubles (229 ranked)					John Mooney, Notre Dame	25	John Mooney, Notre Dame	25	
Field-Goal Percentage (250 ranked)					Udoka Azubuike, Kansas	75.1	Vernon Carey, Duke	57.7	
Free Throw Attempts (249 ranked)					Mason Jones, Arkansas	264	Vernon Carey, Duke	207	
Free Throws Made (246 ranked)					Mason Jones, Arkansas	219	Vernon Carey, Duke	137	
Free-Throw Percentage (249 ranked)	Landers Nolley II	188	9	79.4	Terrell Gomez, CSUN	94.5	Joseph Girard III, Syracuse	90.2	
Minutes Per Game (250 ranked)					Kyle Lofton, St. Bonaventure	38:25	Elijah Hughes, Syracuse	37:14	
Offensive Rebounds Per Game (250 ranked)	Tyrece Radford	192	14	2.27	Kevin Marfo, Quinnipiac	4.47	John Mooney, Notre Dame	3.76	
Points Per Game (250 ranked)	Landers Nolley II	178	7	15.9	Markus Howard, Marquette	27.7	Elijah Hughes, Syracuse	19.1	
Rebounds Per Game (250 ranked)					Kevin Marfo, Quinnipiac	13.3	John Mooney, Notre Dame	12.8	
Steals Per Game (250 ranked)					Jacob Gilyard, Richmond	3.10	Steffon Mitchell, Boston College	2.28	
Three-Point Field Goals Per Game (238 ranked)	Landers Nolley II	174	9	2.17	Markus Howard, Marquette	4.11	Buddy Boeheim, Syracuse	3.10	
	Jalen Cone	214	11	2.07					
Three-Point Field-Goal Percentage (92 ranked)					Stefan Gonzalez, UC Davis	49.1	Buddy Boeheim, Syracuse	37.5	
Total 3-point FGM (243 ranked)	Landers Nolley II	152	8	65	Dru Kuxhausen, McNeese	120	Buddy Boeheim, Syracuse	93	
	Jalen Cone	184	10	62					
Total Assists (248 ranked)	Wabissa Bede	29	4	167	Jason Preston, Ohio	224	Markell Johnson, NC State	189	
Total Blocks (241 ranked)					Osasumwen Osaghae, FIU	114	Manny Bates, NC State	82	
Total Field Goal Attempts (250 ranked)	Landers Nolley II	46	1	439	Jhivvan Jackson, UTSA	648	Landers Nolley II, Virginia Tech	439	
Total Field Goals Made (239 ranked)	Landers Nolley II	179	8	164	Luka Garza, Iowa	275	John Mooney, Notre Dame	193	
Total Minutes (250 ranked)					Jordan Ford, Saint Mary's (CA)	1168:29	Elijah Hughes, Syracuse	1117:12	
Total Points (249 ranked)	Landers Nolley II	156	5	478	Jhivvan Jackson, UTSA	807	Elijah Hughes, Syracuse	574	
Total Rebounds (246 ranked)					Kevin Marfo, Quinnipiac	400	John Mooney, Notre Dame	370	
Total Steals (232 ranked)					Jacob Gilyard, Richmond	93	Steffon Mitchell, Boston College	66	
Triple Doubles (3 ranked)					Mason Faulkner, Western Caro.	2	Markell Johnson, NC State	1	
					Kameron Langley, N.C. A&T	2			



LAST FOUR BOX SCORES



Official Basketball Box Score - Final
Virginia Tech at Duke
02/20/20 Cameron Indoor Stadium, Durham
Virginia Tech vs No. 6 Duke

Game Time: 4:00 PM
Game Duration: 1:52
Attendance: 9,314

Officials: Ron Groover, Mark Schnur, Tommy Morrissey

Virginia Tech - 64

Record: 15-12 (6-10)

Box score table for Virginia Tech vs Duke, listing player stats for FG, 3P, FT, Rebounds, Fouls, TP, AS, TO, ST, Blocks, +/-.

Technical Fouls: NONE

Shooting By Period table showing 1st, 2nd, 3rd, and GM FG%, 3PT%, FT% for Virginia Tech.

Dead Ball Rebounds: 0.0

Duke - 88

Record: 23-4 (13-3)

Box score table for Duke vs Virginia Tech, listing player stats for FG, 3P, FT, Rebounds, Fouls, TP, AS, TO, ST, Blocks, +/-.

Technical Fouls: NONE

Shooting By Period table showing 1st, 2nd, 3rd, and GM FG%, 3PT%, FT% for Duke.

Dead Ball Rebounds: 3.3

Summary table for Virginia Tech vs Duke including Biggest lead, Best Scoring Run, Lead Changes, Times Tied, Time with Lead.

Period by Period Scoring table for Virginia Tech vs Duke.



Official Basketball Box Score - Final
Virginia at Virginia Tech
02/20/20 Cassell Coliseum, Blacksburg, VA
2019-20 Men's Basketball

Game Time: 7:00 PM
Game Duration: 1:51
Attendance: 9,275

Officials: Lee Cassel, Mike Roberts, Clarence Armstrong

Virginia - 56

Record: 20-7 (12-5)

Box score table for Virginia vs Virginia Tech, listing player stats for FG, 3P, FT, Rebounds, Fouls, TP, AS, TO, ST, Blocks, +/-.

Technical Fouls: NONE

Shooting By Period table showing 1st, 2nd, 3rd, and GM FG%, 3PT%, FT% for Virginia.

Dead Ball Rebounds: 2.2

Virginia Tech - 53

Record: 15-13 (6-11)

Box score table for Virginia Tech vs Virginia, listing player stats for FG, 3P, FT, Rebounds, Fouls, TP, AS, TO, ST, Blocks, +/-.

Technical Fouls: NONE

Shooting By Period table showing 1st, 2nd, 3rd, and GM FG%, 3PT%, FT% for Virginia Tech.

Dead Ball Rebounds: 0.2

Summary table for Virginia vs Virginia Tech including Biggest lead, Best Scoring Run, Lead Changes, Times Tied, Time with Lead.

Period by Period Scoring table for Virginia vs Virginia Tech.



Official Basketball Box Score - Final
Virginia Tech at Louisville
03/01/20 KFC Yum! Center, Louisville
2019-20 Men's Basketball

Game Time: 6:00 PM
Game Duration: 1:52
Attendance: 18,104

Officials: Ted Valentine, Bill Covington, Jamie Luckie

Virginia Tech - 52

Record: 15-14 (6-12)

Box score table for Virginia Tech vs Louisville, listing player stats for FG, 3P, FT, Rebounds, Fouls, TP, AS, TO, ST, Blocks, +/-.

Technical Fouls: NONE

Shooting By Period table showing 1st, 2nd, 3rd, and GM FG%, 3PT%, FT% for Virginia Tech.

Dead Ball Rebounds: 0.0

Louisville - 68

Record: 24-6 (15-4)

Box score table for Louisville vs Virginia Tech, listing player stats for FG, 3P, FT, Rebounds, Fouls, TP, AS, TO, ST, Blocks, +/-.

Technical Fouls: NONE

Shooting By Period table showing 1st, 2nd, 3rd, and GM FG%, 3PT%, FT% for Louisville.

Dead Ball Rebounds: 3.0

Summary table for Virginia Tech vs Louisville including Biggest lead, Best Scoring Run, Lead Changes, Times Tied, Time with Lead.

Period by Period Scoring table for Virginia Tech vs Louisville.



Official Basketball Box Score - Final
Clemson at Virginia Tech
03/04/20 Cassell Coliseum, Blacksburg, VA
2019-20 Men's Basketball

Game Time: 7:00 PM
Game Duration: 1:50
Attendance: 8,901

Officials: A.J. Desai, Brian O'Connell, Earl Walton

Clemson - 58

Record: 15-14 (9-10)

Box score table for Clemson vs Virginia Tech, listing player stats for FG, 3P, FT, Rebounds, Fouls, TP, AS, TO, ST, Blocks, +/-.

Technical Fouls: NONE

Shooting By Period table showing 1st, 2nd, 3rd, and GM FG%, 3PT%, FT% for Clemson.

Dead Ball Rebounds: 2.0

Virginia Tech - 70

Record: 16-14 (7-12)

Box score table for Virginia Tech vs Clemson, listing player stats for FG, 3P, FT, Rebounds, Fouls, TP, AS, TO, ST, Blocks, +/-.

Technical Fouls: NONE

Shooting By Period table showing 1st, 2nd, 3rd, and GM FG%, 3PT%, FT% for Virginia Tech.

Dead Ball Rebounds: 0.0

Summary table for Clemson vs Virginia Tech including Biggest lead, Best Scoring Run, Lead Changes, Times Tied, Time with Lead.

Period by Period Scoring table for Clemson vs Virginia Tech.

## COMBINED SEASON STATS

### Game Records

Record	Overall	Home	Away	Neutral
ALL GAMES	16-14	12-6	3-6	1-2
CONFERENCE	7-12	4-6	3-6	0-0
NON-CONFERENCE	9-2	8-0	0-0	1-2

### Score by Periods

Team	1st	2nd	OT	TOT
Virginia Tech	940	1098	44	2082
Opponents	941	992	53	1986

### Team Box Score

No.	Player				Total		3-Point		F-Throw		Rebounds											
		GP-GS	MIN	AVG	FG-FGA	FG%	3FG-FGA	3FG%	FT-FTA	FT%	OFF	DEF	TOT	AVG	PF	DQ	A	TO	BLK	STL	PTS	AVG
2	NOLLEY II, Landers	30-27	914:16	30.5	164-439	.374	65-204	.319	85-107	.794	23	156	179	6.0	58	1	73	85	10	23	478	15.9
23	RADFORD, Tyrece	30-27	795:52	26.5	128-208	.615	1-12	.083	56-81	.691	68	122	190	6.3	46	0	53	24	10	29	313	10.4
4	ALLEYNE, Nahiem	30-25	795:18	26.5	90-226	.398	48-122	.393	42-57	.737	6	67	73	2.4	48	1	45	24	6	10	270	9.0
15	CONE, Jalen	30-3	542:53	18.1	77-177	.435	62-125	.496	28-32	.875	4	30	34	1.1	42	0	19	29	1	3	244	8.1
14	HORNE, P.J.	30-28	838:55	28.0	85-189	.450	39-115	.339	13-22	.591	21	101	122	4.1	64	1	11	27	20	23	222	7.4
0	CATTOOR, Hunter	29-3	577:37	19.9	60-147	.408	43-110	.391	14-22	.636	4	66	70	2.4	41	0	34	16	4	27	177	6.1
3	BEDE, Wabissa	30-30	889:32	29.7	61-165	.370	14-60	.233	22-44	.500	10	102	112	3.7	57	1	167	50	12	32	158	5.3
1	WILKINS, Isaiah	30-5	429:44	14.3	47-135	.348	23-77	.299	16-22	.727	21	58	79	2.6	31	1	41	15	3	23	133	4.4
21	OJIAKO, John	29-2	309:34	10.7	33-60	.550	0-0	.000	15-24	.625	30	48	78	2.7	45	2	2	16	21	6	81	2.8
11	PALMER, Brendan	3-0	10:21	3.5	1-4	.250	0-3	.000	0-0	.000	1	3	4	1.3	0	0	0	2	0	1	2	0.7
24	JOHNSON, Branden	10-0	45:58	4.6	2-7	.286	0-0	.000	0-1	.000	4	7	11	1.1	9	0	0	0	1	1	4	0.4
Team												34	43	77				13				
<b>Total</b>		<b>30</b>	<b>6150</b>		<b>748-1757</b>	<b>.426</b>	<b>295-828</b>	<b>.356</b>	<b>291-412</b>	<b>.706</b>	<b>226</b>	<b>803</b>	<b>1029</b>	<b>34.3</b>	<b>441</b>	<b>7</b>	<b>445</b>	<b>301</b>	<b>88</b>	<b>178</b>	<b>2082</b>	<b>69.4</b>
<b>Opponents</b>		<b>30</b>	<b>6150</b>		<b>722-1742</b>	<b>.414</b>	<b>237-749</b>	<b>.316</b>	<b>305-448</b>	<b>.681</b>	<b>267</b>	<b>834</b>	<b>1101</b>	<b>36.7</b>	<b>430</b>	<b>9</b>	<b>383</b>	<b>358</b>	<b>98</b>	<b>123</b>	<b>1986</b>	<b>66.2</b>

### Team Statistics

	HOKIES	OPP
<b>Scoring</b>	<b>2082</b>	<b>1986</b>
Points per game	69.4	66.2
Scoring margin	+3.2	-
<b>Field goals-att</b>	<b>748-1757</b>	<b>722-1742</b>
Field goal pct	.426	.414
<b>3 point fg-att</b>	<b>295-828</b>	<b>237-749</b>
3-point FG pct	.356	.316
3-pt FG made per game	9.8	7.9
<b>Free throws-att</b>	<b>291-412</b>	<b>305-448</b>
Free throw pct	.706	.681
F-Throws made per game	9.7	10.2
<b>Rebounds</b>	<b>1029</b>	<b>1101</b>
Rebounds per game	34.3	36.7
Rebounding margin	-2.4	-
<b>Assists</b>	<b>445</b>	<b>383</b>
Assists per game	14.8	12.8
<b>Turnovers</b>	<b>301</b>	<b>358</b>
Turnovers per game	10.0	11.9
Turnover margin	+1.9	-
Assist/turnover ratio	1.5	1.1
<b>Steals</b>	<b>178</b>	<b>123</b>
Steals per game	5.9	4.1
<b>Blocks</b>	<b>88</b>	<b>98</b>
Blocks per game	2.9	3.3
<b>Winning streak</b>	<b>1</b>	<b>-</b>
Home win streak	1	-
<b>Attendance</b>	<b>159747</b>	<b>87829</b>
Home games-Avg/Game	18-8875	9-9759
Neutral site-Avg/Game	-	3-2400

### Team Results

Date	Opponent		Score	Att.
11/05/2019	at Clemson	W	67-60	7500
11/08/2019	Coppin St.	W	74-42	9275
11/13/2019	USC Upstate	W	80-57	8536
11/16/2019	Lehigh	W	79-53	9275
11/20/2019	Delaware St.	W	100-64	8421
11/25/2019	vs Michigan St.	W	71-66	2400
11/26/2019	vs Dayton	L	62-89	2400
11/27/2019	vs BYU	L	77-90	2400
12/06/2019	Duke	L	63-77	9275
12/11/2019	Chattanooga	W	63-58	8348
12/15/2019	Gardner-Webb	W	73-46	9275
12/21/2019	VMI	W	64-55	7446
12/29/2019	UMES	W	92-37	7642
01/04/2020	at Virginia	L	39-65	14629
01/07/2020	at Syracuse	W	67-63	16504
01/11/2020	NC State	W	72-58	9275
01/14/2020	at Wake Forest	W	80-70	4873
01/18/2020	Syracuse	L	69-71	9275
01/22/2020	North Carolina	Wot2	79-77	9275
01/25/2020	at Boston College	L	56-61	6981
01/28/2020	at Miami (FL)	L	61-71	5197
02/01/2020	Florida St.	L	63-74	9275
02/04/2020	at Georgia Tech	L	57-76	4727
02/08/2020	Boston College	Lot	73-77	9275
02/15/2020	Pittsburgh	W	67-57	9275
02/19/2020	Miami (FL)	Lot3	95-102	8428
02/22/2020	at Duke	L	64-88	9314
02/26/2020	Virginia	L	53-56	9275
03/01/2020	at Louisville	L	52-68	18104
03/04/2020	Clemson	W	70-58	8901



## CONFERENCE SEASON STATS

### Game Records

Record	Overall	Home	Away	Neutral
ALL GAMES	7-12	4-6	3-6	0-0
CONFERENCE	7-12	4-6	3-6	0-0
NON-CONFERENCE	0-0	0-0	0-0	0-0

### Score by Periods

Team	1st	2nd	OT	TOT
Virginia Tech	548	655	44	1247
Opponents	642	634	53	1329

### Team Box Score

No.	Player	Total			3-Point		F-Throw		Rebounds				Other Stats									
		GP-GS	MIN	AVG	FG-FGA	FG%	3FG-FGA	3FG%	FT-FTA	FT%	OFF	DEF	TOT	AVG	PF	DQ	A	TO	BLK	STL	PTS	AVG
2	NOLLEY II, Landers	19-16	604:04	31.8	100-287	.348	32-129	.248	57-72	.792	18	98	116	6.1	45	1	44	60	6	13	289	15.2
23	RADFORD, Tyrece	19-17	552:47	29.1	92-149	.617	0-4	.000	43-60	.717	38	87	125	6.6	31	0	35	20	6	17	227	11.9
15	CONE, Jalen	19-3	389:43	20.5	53-125	.424	44-92	.478	20-23	.870	3	18	21	1.1	24	0	12	17	1	2	170	8.9
4	ALLEYNE, Nahiem	19-14	481:48	25.4	52-134	.388	31-76	.408	20-28	.714	4	41	45	2.4	41	1	26	15	2	7	155	8.2
14	HORNE, P.J.	19-17	564:25	29.7	48-126	.381	24-83	.289	13-21	.619	6	69	75	3.9	45	1	5	14	14	15	133	7.0
3	BEDE, Wabissa	19-19	580:25	30.5	36-93	.387	8-33	.242	12-25	.480	6	63	69	3.6	41	1	95	35	8	20	92	4.8
0	CATTOOR, Hunter	19-3	341:46	18.0	25-79	.316	18-58	.310	9-10	.900	1	37	38	2.0	26	0	17	12	1	16	77	4.1
1	WILKINS, Isaiah	19-4	250:33	13.2	25-79	.316	12-45	.267	7-11	.636	14	28	42	2.2	21	1	22	11	1	16	69	3.6
21	OJIAKO, John	18-2	162:58	9.1	14-25	.560	0-0	.000	3-5	.600	13	28	41	2.3	29	2	1	11	11	2	31	1.7
24	JOHNSON, Branden	4-0	19:37	4.9	2-4	.500	0-0	.000	0-1	.000	2	4	6	1.5	4	0	0	0	0	1	4	1.0
11	PALMER, Brendan	1-0	01:53	1.9	0-0	.000	0-0	.000	0-0	.000	0	0	0	0.0	0	0	0	1	0	0	0	0.0
Team											22	30	52					9				
<b>Total</b>		<b>19</b>	<b>3950</b>		<b>447-1101</b>	<b>.406</b>	<b>169-520</b>	<b>.325</b>	<b>184-256</b>	<b>.719</b>	<b>127</b>	<b>503</b>	<b>630</b>	<b>33.2</b>	<b>307</b>	<b>7</b>	<b>257</b>	<b>205</b>	<b>50</b>	<b>109</b>	<b>1247</b>	<b>65.6</b>
<b>Opponents</b>		<b>19</b>	<b>3950</b>		<b>477-1112</b>	<b>.429</b>	<b>140-444</b>	<b>.315</b>	<b>235-337</b>	<b>.697</b>	<b>162</b>	<b>557</b>	<b>719</b>	<b>37.8</b>	<b>270</b>	<b>7</b>	<b>236</b>	<b>204</b>	<b>71</b>	<b>85</b>	<b>1329</b>	<b>69.9</b>

### Team Statistics

	HOKIES	OPP
<b>Scoring</b>	<b>1247</b>	<b>1329</b>
Points per game	65.6	69.9
Scoring margin	-4.3	-
<b>Field goals-att</b>	<b>447-1101</b>	<b>477-1112</b>
Field goal pct	.406	.429
<b>3 point fg-att</b>	<b>169-520</b>	<b>140-444</b>
3-point FG pct	.325	.315
3-pt FG made per game	8.9	7.4
<b>Free throws-att</b>	<b>184-256</b>	<b>235-337</b>
Free throw pct	.719	.697
F-Throws made per game	9.7	12.4
<b>Rebounds</b>	<b>630</b>	<b>719</b>
Rebounds per game	33.2	37.8
Rebounding margin	-4.7	-
<b>Assists</b>	<b>257</b>	<b>236</b>
Assists per game	13.5	12.4
<b>Turnovers</b>	<b>205</b>	<b>204</b>
Turnovers per game	10.8	10.7
Turnover margin	-0.1	-
Assist/turnover ratio	1.3	1.2
<b>Steals</b>	<b>109</b>	<b>85</b>
Steals per game	5.7	4.5
<b>Blocks</b>	<b>50</b>	<b>71</b>
Blocks per game	2.6	3.7
<b>Winning streak</b>	<b>1</b>	<b>-</b>
Home win streak	1	-
<b>Attendance</b>	<b>91529</b>	<b>87829</b>
Home games-Avg/Game	10-9153	9-9759
Neutral site-Avg/Game	-	0-0

### Team Results

Date	Opponent	Score	Att.
11/05/2019	at Clemson	W 67-60	7500
12/06/2019	Duke	L 63-77	9275
01/04/2020	at Virginia	L 39-65	14629
01/07/2020	at Syracuse	W 67-63	16504
01/11/2020	NC State	W 72-58	9275
01/14/2020	at Wake Forest	W 80-70	4873
01/18/2020	Syracuse	L 69-71	9275
01/22/2020	North Carolina	Wot2 79-77	9275
01/25/2020	at Boston College	L 56-61	6981
01/28/2020	at Miami (FL)	L 61-71	5197
02/01/2020	Florida St.	L 63-74	9275
02/04/2020	at Georgia Tech	L 57-76	4727
02/08/2020	Boston College	Lot 73-77	9275
02/15/2020	Pittsburgh	W 67-57	9275
02/19/2020	Miami (FL)	Lot3 95-102	8428
02/22/2020	at Duke	L 64-88	9314
02/26/2020	Virginia	L 53-56	9275
03/01/2020	at Louisville	L 52-68	18104
03/04/2020	Clemson	W 70-58	8901





**0**  
Hunter CATTOOR  
G | 6-3 | 205 | Fr.  
Orlando, Fla.  
(cuh-TOUR)



**1**  
Isaiah WILKINS  
G | 6-4 | 225 | So.  
Winston-Salem, N.C.



**2**  
Landers NOLLEY II  
G/F | 6-7 | 225 | r-Fr.  
Atlanta, Ga.  
(NAH-lee)



**3**  
Wabissa BEDE  
G | 6-0 | 200 | Jr.  
North Andover, Mass.  
(wa-BEE-sah BEE-dee)




**4**  
Nahiem ALLEYNE  
G | 6-3 | 195 | Fr.  
Buford, Ga.  
(na-HEEM ah-LEAN)



**10**  
Jonathan KABONGO  
G | 6-4 | 195 | So.  
Toronto, Canada  
(kuh-BONGO)



**11**  
Brendan PALMER  
G | 6-4 | 195 | So.  
Winston-Salem, N.C.



**13**  
Grant YATES  
F | 6-8 | 210 | So.  
Gainesville, Va.



**14**  
P.J. HORNE  
F | 6-6 | 225 | Jr.  
Tifton, Ga.



**15**  
Jalen CONE  
G | 5-10 | 170 | Fr.  
Walkertown, N.C.



**21**  
John OJIAKO  
F | 6-10 | 240 | Fr.  
Lagos, Nigeria  
(OH-gee-ah-co)




**22**  
Keve ALUMA  
F | 6-9 | 240 | Jr.  
Berlin, Md.  
(Kev-aye)



**23**  
Tyrece RADFORD  
G | 6-1 | 205 | r-Fr.  
Baton Rouge, La.  
(TIE-reese)



**24**  
Branden JOHNSON  
F | 6-8 | 230 | Gr.  
Garfield Heights, Ohio



**25**  
Ryan PAYNE  
F | 6-8 | 220 | Jr.  
Mechanicsville, Va.



Mike YOUNG  
Head Coach  
Emory & Henry, 1986  
First season



Chester FRAZIER  
Associate Head Coach  
Illinois, 2009  
First season



Christian WEBSTER  
Assistant Coach  
Harvard, 2013  
Fourth season



Antwon JACKSON  
Assistant Coach  
Pikeville, 1993  
First season

