

AMERICA'S LONGEST ACTIVE BOWL STREAK - 27 STRAIGHT - THIRD-LONGEST IN NCAA HISTORY • 11 CONFERENCE TITLES - 4 ACC TITLES • 894.0 SACKS & 394 INTS LEAD FBS SINCE 1996

VIRGINIA TECH'S BOWL STREAK CONTINUES

• Virginia Tech extended the nation's longest active bowl streak to 27 consecutive seasons in 2019, a mark that ranks as the third-longest in college football history.

NCAA RECORD BOOK - LONGEST BOWL STREAKS

Streak	Team	Years
35	Nebraska	1969-2003
33	Michigan	1975-2007
27	Virginia Tech	1993-present
25	Alabama	1959-1983
24	Florida State	1991-2012

LONGEST ACTIVE POWER FIVE BOWL STREAKS

Streak	Team	Year Began
27	Virginia Tech	1993
23	Georgia	1997
21	Oklahoma	1999
20	LSU	2000
18	Wisconsin	2002

SCORING SUPERLATIVES FOR VIRGINIA TECH

• The Hokies have scored in 322 consecutive games dating back to a 13-7 win vs. Miami (9/23/95), the third-longest active streak in the nation.

• Virginia Tech's scoring streak also ranks fifth all-time in NCAA history.

FBS LEADERS, ACTIVE SCORING STREAKS

Games	Team	Year Began
398	Florida	1988
345	TCU	1992
322	Virginia Tech	1995
317	Georgia	1995
307	Nebraska	1996

• VT is 23-5 when scoring 30+ points under Justin Fuente.

• Prior to Tech's 30-point effort in the Belk Bowl vs. Kentucky (12/31/19), the Wildcats hadn't given up 30 points since a 34-17 loss vs. Georgia (11/3/18).

• Virginia Tech was outscored 114-93 (28.5-23.3 ppg) in the season's first four games. Over Tech's last nine games, the Hokies outscored their opponents 308-207 (34.2-23.0 ppg).

• VT owns a 28-2 mark under Fuente when leading at half.

• VT is 31-2 when holding foes to 21 points or fewer dating back to the start of the 2015 season (6-1 in 2019).

• VT has won 25 straight games when limiting foes to 17 points or fewer (6-0 in 2019).

• The Hokies have won 41 consecutive non-conference contests when holding foes to 17 points or fewer dating back to 2005.

• Tech owns a 99-5 record in all games dating back to 2005 when limiting its opponents to 17 points or fewer.

HOME SWEET HOME - LANE STADIUM

• Virginia Tech went 6-1 at home in 2019, marking the third time in four seasons under Fuente that Tech has suffered only one home loss.

• The Hokies outscored their seven home foes by a 206-154 margin in 2019, holding five of those teams to 17 points or fewer, including a 28-0 shutout vs. Pitt (11/23) in Bud Foster's home finale as Tech's defensive coordinator.

• Tech's 2020 schedule includes seven home games at Lane Stadium for the third consecutive season. That slate includes the first-ever meeting between Penn State and Virginia Tech on Sept. 12.

SEASON FIVE UNDER JUSTIN FUENTE SET FOR 2020

• Head coach Justin Fuente enters his fifth season at the helm of the Hokies in 2020. He owns a 33-20 record in his first four seasons.

• Only one ACC program has registered more overall wins over the past four seasons since Fuente's arrival in Blacksburg.

ACC VICTORY LEADERS, 2016-PRESENT

Team	Record	ACC Champ. Games
1. Clemson	55-4	4
2. Virginia Tech	33-20	1
3. Miami	32-20	1
4. Wake Forest	30-22	0
5. NC State	29-22	0

• Fuente's 33 wins are the most accumulated by any Tech head coach in his initial four seasons with the Hokies.

• Clemson's Dabo Swinney is the only active ACC head coach who can top Fuente's 33 wins in his first four full seasons at an ACC school.

ACTIVE ACC COACHES, MOST WINS, FIRST FOUR SEASONS

Coach	Team	Record
Dabo Swinney	Clemson	36-18
Justin Fuente	Virginia Tech	33-20
Pat Narduzzi	Pittsburgh	29-22

QB HENDON HOOKER SPARKED TECH IN 2019

• In his six wins as Tech's starter, QB Hendon Hooker completed 68 of 108 passes (63.0%) for 1,126 yards with 10 TDs and no INTs (181.1 rating) in those contests.

• Hooker also rushed 83 times for 266 yards with four TDs in those six wins. He prepped at Dudley HS in Greensboro, N.C. and is the son of Alan Hooker, who starred at QB for North Carolina A&T.

• Hooker's six consecutive wins in his first six starts for Tech tied for the third-longest streak by a Hokies' starting signal-caller at the beginning of his career dating back to 1999.

CONSECUTIVE WINS, STARTING QB TO BEGIN VT CAREER 1999-PRESENT

Quarterback	Wins	Record in First 8 Starts
1. Michael Vick	10	8-2 (1999)
2. Tyrod Taylor	9	9-0 (2007)
3. Marcus Vick	7	7-1 (2005)
4. Hendon Hooker	6	6-2 (2019)
Bryan Randall	6	6-2 (2002)
Grant Noel	6	6-2 (2001)

• Hooker led Tech in total offense (1,911 yards) and passing yards (1,555) and was responsible for a team-high 18 TDs (13 passing, 5 rushing), while ranking second on the squad in rushing (356 yards).

• Hooker led the Hokies in rushing with 76 yards at Miami (10/5) and posted a career-best two rushing TDs at Georgia Tech (11/16).

LB RAYSHARD ASHBY = TACKLING MACHINE

• LB Rayshard Ashby led the ACC with 120 tackles (61 solo), making him the only active player in the league with back-to-back 100-tackle seasons. He will enter 2020 as the ACC's top returning tackler for the second year in a row.

• Ashby's 120 tackles were the most by a VT player since Vince Hall had 128 in 2006. He's accumulated 225 tackles the past two years, the most in back-to-back seasons since Hall's 228 (2005-06).

• Ashby earned ACC Linebacker of the Week honors five times in 2019, the most POW accolades of any defensive player in the league in 2019.

• Ashby led Tech and ranked third in the ACC with 17.0 tackles for loss, a total that ranked eighth among FBS linebackers. Those 17.0 TFL ranked third by a Tech player since 1999, trailing Tremaine Edmunds (18.5 in 2016) and Taylor (18 in 2001).

HOKIES REIGN SUPREME IN THE RED ZONE

• Virginia Tech, LSU and Georgia were the only three Power Five teams to rank in the NCAA's top 10 in BOTH Red Zone Offense and Red Zone defense in 2019.

• Tech led the ACC in Red Zone scoring efficiency (94.5 scoring pct.), ranking sixth among Power Five clubs in that department, scoring on 52 of 55 Red Zone trips with a 71.2 Red Zone touchdown percentage.

2019 POWER FIVE LEADERS, RED ZONE OFFENSE

Team	Pct.	TDs	FGs	Scores/Trips
1. Kansas State	96.2	35	15	50/52
2. LSU	96.0	59	13	72/75
3. Iowa	95.2	24	16	40/42
4. Purdue	95.1	29	10	39/41
5. Georgia	94.6	36	17	53/56
6. Virginia Tech	94.5	37	15	52/55

• Tech led the ACC in Red Zone defense (78.8 scoring pct.) and ranked sixth among Power Five squads. Tech allowed 23 TDs on 42 opponent Red Zone possessions, good for a 54.8 Red Zone touchdown percentage allowed.

2019 POWER FIVE LEADERS, RED ZONE DEFENSE

Team	Pct.	TDs	FGs	Scores/Trips
1. Ohio State	65.5	12	7	19/29
2. Florida	65.7	14	9	23/35
3. Auburn	71.8	21	7	28/39
4. Wisconsin	72.2	20	6	26/36
5. Georgia	73.1	13	6	19/26
6. Virginia Tech	73.8	23	8	31/42

TALE OF THE TURNOVER TABLE FOR TECH

• Virginia Tech went +3 (12 takes/9 gives) in eight wins & was -7 (7 takes/14 gives) in five losses.

• VT went +35 in points off turnovers in its last four wins of 2019.

• Tech tied for second in the ACC by forcing 14 interceptions, trailing only Clemson (19), which played two more games than VT.

• VT's four INTs at Miami (10/5) tied an ACC single-game high in 2019.

BUSINESS WAS BOOMING FOR P OSCAR BRADBURN

• P Oscar Bradburn set a Tech single-season record with a 46.5-yard average, breaking the previous mark of 45.1 (Jimmy Kibble, 1997). Bradburn currently holds Tech's record for career punting average at 43.7.

• The Ray Guy Award semifinalist ranked eighth among FBS punters with that 46.5-yard gross average.

• Bradburn posted 22 50+ punts, had 21 punts inside the 20 and forced 22 fair catches, while suffering only six touchbacks.

FOURTH-DOWN SUCCESS & MORE TECH NUGGETS

• Tech led the ACC with a 69.2 conversion pct. on fourth downs (9 of 13), a mark that ranked fourth among Power Five clubs.

2019 POWER FIVE LEADERS, FOURTH-DOWN PCT.

Team	Pct.	Made	Att
1. Wisconsin	76.3	18	23
2. Washington	71.9	23	32
3. Iowa	71.4	15	21
4. Virginia Tech	69.2	9	13
5. Alabama	68.4	13	19

• K Brian Johnson nailed a career-long 54-yard FG vs. Kentucky (12/31), tying as the longest FG in the ACC in 2019.

• Tech was the only ACC team to have a pair of players each register two INTs in the same game in 2019. CBs Caleb Farley and Jermaine Waller each had two INTs apiece at Miami (10/5).

LOOK WHO'S BACK FOR 2020!

RETURNING OFF./DEF. STARTERS (19)

OFFENSE (9) - T Christian Darrisaw (13), G Lecitus Smith (12), WR Tre Turner (11), C Bryan Hudson (10), G Doug Nester (10), T Silas Dzansi (8), QB Hendon Hooker (8), TE James Mitchell (8) & WR Tayvion Robinson (6).

DEFENSE (10) - LB Rayshard Ashby (13), LB Dax Hollifield (13), DE Emmanuel Belmar (13), S Divine Deablo (13), DT Jarrod Hewitt (13), CB Chamarri Conner (13), CB Caleb Farley (11), DT Tjuan Garbutt (11), DT Deshawn Crawford (10), CB Jermaine Waller (10).

• 2019 starts in parentheses - minimum six starts

RETURNING SPECIALISTS (4) - P Oscar Bradburn, K Brian Johnson, LS Oscar Shadley, KO John Parker Romo.

RUSHING PRODUCTION FOR 2020, PART I

• Six VT players led the team in rushing at least one game in 2019: RB Deshawn McCleese (5), RB Keshawn King (2), QB Quincy Patterson (2), WR Tayvion Robinson (2) QB Hendon Hooker (1), WR Tre Turner (1).

• Five of those six players are anticipated to be back in 2020 with only McCleese departing for the NFL Draft.

• Tech scored 22 rushing TDs in 2019 and five players who accounted for 11 of those ground scores are back.

TECH RETURNS PLENTY OF RECEIVING TALENT

• Three returning players combined to lead the team in receiving yards in at least one game in 2019: TE James Mitchell (3), WR Tayvion Robinson (3) and WR Tre Turner (2).

• Turner registered two of Tech's individual 100-yard receiving games in 2019, racking up 106 yards vs. UNC (10/19) and 134 vs. UVA (11/29).

• Tech scored 22 rushing TDs in 2019 and five players who accounted for 11 of those ground scores are back.

WELCOME TO #SACKSBURG

• Tech's defense returns six players who started all 13 games in 2019: LB Rayshard Ashby, LB Dax Hollifield, DE Emmanuel Belmar, S Divine Deablo, DT Jarrod Hewitt and CB Chamarri Conner.

• Those six players accounted for 59.2% (22.5 of 38.0) of Tech's sacks and 57.8% (48.0 of 83.0) TFL in 2019.

• The #LPD racked up 38.0 sacks in 2019 after registering 24.0 during the entire 2018 campaign.

• Remarkably, 14 of Tech's 15 leading tacklers from 2019 are set to return (all but S Reggie Floyd).

• Five players with 50 total tackles or more in 2019 are back: Ashby (120), Deablo (84), Conner (68), Hollifield (67) and LB Alan Tisdale (52).

INTERCEPTION NUGGETS ON THE #LPD

• Seven different Tech players registered at least one INT for the Hokies in 2019 - all seven return in 2020.

• Three returning Tech defenders had three or more INTs in 2019: CB Caleb Farley (4), CB Jermaine Waller (3) and LB Dax Hollifield (3), a feat no other ACC team can boast.

VT PRIMED FOR SPECIAL TEAMS SUCCESS

• Ray Guy Award Semifinalist P Oscar Bradburn, leading scorer K Brian Johnson, KO John Parker Romo and Tech's top return men are all back in 2020.

• WR Tayvion Robinson led Tech with a 14.2-yard PR average. He was PFF College's the highest-graded true freshman punt returner (83.0) in the nation in 2019.

• RB Keyshawn King (28.0), RB Terius Wheatley (21.1) and Robinson (21.3) all return at KO return men.

YOUTH IS SERVED ON TECH'S O-LINE

• Out of a total of 65 possible starts on Tech's offensive line in 2019, exactly ZERO were made by seniors.

• In fact, 90.8% of Tech's O-line starts (59 of 65) were made by underclassmen in 2019. Redshirt Juniors had the other five starts - Austin Cannon (3), Zachariah Hoyt (2) and T.J. Jackson (1).

• Only 28 true freshman FBS offensive linemen played more than 500 snaps in 2019. Tech boasted two of them in Doug Nester and Bryan Hudson.

• Tech's starting lineup on the offensive line over the last four games of the 2019 regular season consisted of the following: LT Christian Darrisaw (Soph.), LG Lecitus Smith (R-Soph.), C Bryan Hudson (Fresh.), RG Doug Nester (Fresh.) and RT Luke Tenuta (R-Fresh.).

• Darrisaw and Smith both earned All-ACC honorable mention honors in 2019.

• Hudson never played center in high school and was pressed into practice duty during preseason camp when it became unclear whether Coastal Carolina transfer Brock Hoffman would be granted immediate eligibility by the NCAA.

• Hudson started 10 straight games at center and was named to the Freshman All-America Squad of The Athletic. He also earned a spot on the PFF College Freshman second-team squad.

• G Doug Nester was an honorable mention pick for the PFF College Freshman Team.

TECH ENJOYS SUCCESS WITH HOOKER AT QB

• For the first time since the 1998 season Tech started three different QBs in at least one game in 2019 - Hendon Hooker (8), Ryan Willis (4) and Quincy Patterson (1).

• The only other ACC program to start three different QBs in 2019 was NC State, which finished the season at 4-8.

• Just how important is quarterback consistency to a team's success? Each of the 2019 Power Five conference champions employed exactly one starting QB apiece - LSU (Joe Burrow), Ohio State (Justin Fields), Clemson (Trevor Lawrence), Oklahoma (Jalen Hurts) and Oregon (Justin Hebert).

• Of the above quintet of QBs, only Herbert and Lawrence played in 2019 for the school they where they began their college career.

• Tech boasts plenty of talent at the quarterback position in addition to Hooker. QB Quincy Patterson started in place of an injured Hooker at Notre Dame (11/2) after helping guide Tech to an epic six-OT win vs. UNC (10/19).

• Oregon transfer QB Braxton Burmeister is eligible to compete in 2020 after sitting out the 2019 campaign.

• Prolific Georgia native QB Knox Kadum redshirted as a true freshman for Tech in 2019.

FIRST FOUR SEASONS AT VT FOR JUSTIN FUENTE

• Head coach Justin Fuente owns a 33-20 (.623) record in four seasons with the Hokies.

• Fuente is the only coach in Tech history to register three seasons with eight or more wins in his initial four campaigns in Blacksburg.

NOTABLE FBS COACHES - FIRST FOUR FULL SEASONS

• While not an exhaustive list, here's a look at how Fuente's first four seasons stack up against some other notable coaches.

Coach	School	Years	Record
Mack Brown	North Carolina	1988-91	15-28-1 (.352)
Frank Beamer	Virginia Tech	1987-90	17-26-1 (.398)
Kirk Ferentz	Iowa	1999-02	22-26 (.458)
Nick Saban	Michigan State	1995-98	25-22-1 (.531)
Mike Gundy	Oklahoma State	2005-08	27-23 (.540)
Pat Fitzgerald	Northwestern	2006-09	27-23 (.540)
Steve Spurrier	South Carolina	2005-08	28-22 (.560)
Jim Harbaugh	Stanford	2007-10	29-21 (.580)
Justin Fuente	Virginia Tech	2016-19	33-20 (.623)
Gary Patterson	TCU	2001-04	32-16 (.667)
Dabo Swinney	Clemson	2009-12	36-18 (.667)
Bobby Bowden	Florida State	1976-79	34-12 (.739)

2019 VIRGINIA TECH SUPERLATIVES

Rushes	Quincy Patterson	21 vs. UNC (10/19)
	Hendon Hooker	21 at UVA (11/29)
Rush Yds	Deshawn McCleese	134 vs. URI (10/12)
Rush TDs	Deshawn McCleese	2 vs. WF (11/9)
	Hendon Hooker	2 at GT (11/16)
Long Run	Tre Turner	57 vs. WF (11/9)
Pass Yds	Ryan Willis	47 at BC (8/31)
Pass Yds	Ryan Willis	344 at BC (8/31)
TD Passes	Ryan Willis	4 at BC (8/31)
Receptions	Damon Hazelton	7 - WF & UVA
	Tre Turner	7 at UVA (11/29)
Rec. Yds	Tre Turner	134 at UVA (11/29)
Rec. TDs	Dalton Keene	3 at MIA (10/5)
Long Pass	Willis-Hazelton	72 vs. DUKE (9/27)
INTs	C. Farley, J. Waller	2 at MIA (10/5)
Long INT Ret	Jermaine Waller	23 at MIA (10/5)
	Brion Murray	23 vs. UK (12/31)
Tackles	Rayshard Ashby	18 vs. UNC (10/19)
Sacks	Jarrod Hewitt	2.5 vs. UNC (10/19)
TFL	Rayshard Ashby	3.5 at BC (8/31)
Long FG	Brian Johnson	54 vs. UK (12/31)
Long Punt	Oscar Bradburn	69 vs. ODU (9/7)
Long KOR	Terius Wheatley	71 vs. ODU (9/7)
Long PR	Tayvion Robinson	35 at UVA (11/29)

BACK-TO-BACK SHUTOUTS A RARITY

• Virginia Tech is the only ACC school in the past 20 seasons to register back-to-back shutouts against two Power Five opponents.

• Dating back to 2000, the Hokies are one of only eight teams to shut out a Power Five opponent in consecutive games.

• Tech became the first ACC school to accomplish that feat since Maryland in 1978. The Terps registered a 39-0 win vs. Wake Forest (10/21) followed by a 27-0 victory at Duke (10/28).

• During Bud Foster's tenure as Tech's defensive coordinator the Hokies amassed 36 shutouts.

BACK-TO-BACK SHUTOUTS VS. POWER FIVE FOES, 2000-PRESENT

Team	Opponent	Score	Date	Head Coach	Def. Coordinator
Virginia Tech	at Georgia Tech	45-0	11/16/19	Justin Fuente	Bud Foster
	Pittsburgh	28-0	11/23/19		
Alabama	at LSU	29-0	11/3/18	Nick Saban	Pete Golding
	Mississippi St.	24-0	11/10/18		Tosh Lupoi
Michigan	at Maryland	28-0	10/3/15	Jim Harbaugh	D.J. Durkin
	Northwestern	38-0	10/10/15		
Arkansas	LSU	17-0	11/15/14	Bret Bielema	Robb Smith
	Ole Miss	30-0	11/22/14		
USC	Arizona State	28-0	11/10/08	Pete Carroll	Nick Holt
	at Washington St.	69-0	11/17/08		
Cal	at Arizona	38-0	10/23/04	Jeff Tedford	Bob Gregory
	Arizona State	27-0	10/30/94		
Tennessee	at Vanderbilt	24-0	11/16/02	Phillip Fulmer	John Chavis
	Kentucky	24-0	11/23/02		
Michigan	Indiana	58-0	10/14/00	Lloyd Carr	Jim Herrmann
	Michigan State	14-0	10/21/00		

PREP QBS EXCEL IN NEW POSITIONS FOR VT

• Virginia Tech has a long tradition of converting talented high school QBs to new positions and having them excel for the Hokies, including these four players in 2019.

CB CALEB FARLEY – MAIDEN, N.C.

- First-team All-ACC selection led the ACC with 16 passes defended and tied for second in the league with four INTs, including a 17-yard return TD at GT (11/9).
- All-ACC Defensive Team via PFF College.
- Only in his second season of player cornerback.

TE JAMES MITCHELL – BIG STONE GAP, VA

- Versatile performer who posted four TDs on five rushing attempts in 2019.
- Also caught 21 receptions for 361 yards with two TDs.

WR TAYVION ROBINSON – VIRGINIA BEACH, VA

- Speedy receiver & return man tied for second on VT with 31 catches, adding 404 receiving yards with one TD.
- Had a team-high 13 punt returns for 185 yards (14.1 avg.), as well as 11 rushes for 132 yards.
- Robinson earned PFF College All-Freshman First Team honors as a punt returner.

S DIVINE DEABLO – WINSTON-SALEM, N.C.

- Began his Tech career as a wide receiver before switching to defensive back.
- Owns 24 career starts at defensive back for Tech.
- Finished second on the squad with 84 total tackles (42 solo). Also posted 4.5 TFL, an INT and returned a fumble for a 98-yard TD at Notre Dame (11/2).

OTHER FORMER QBS IN NEW POSITIONS AT TECH

- In total, 13 former high school QBs played different positions at Tech in 2019. That list also included ...
- RB Malik Bell • TE Cole Blaker
- WR Luke Bussell • DB Hunter Green
- LB Daniel Griffith • WR Jaden Payoute
- CB Jovonn Quillen • WR Jacob Van Landingham
- DB J.R. Walker

VT'S CONVERTED QBS - NFL CAREERS

S KAM CHANCELLOR D5-2010 SEATTLE

• Four-time Pro Bowler, two-time All-Pro, 2 Super Bowl appearances, Super Bowl XLVIII champion.

CB IKE CHARLTON D5-2000 SEATTLE

• First-team All-America pick, 53 NFL games, six-year CFL career, Grey Cup champion as assistant coach.

S ANTONE EXUM, JR. D6-2014 MINNESOTA

• 46 career NFL career games with Minnesota, SF.

TE BUCKY HODGES D6-2017 MINNESOTA

• Finished his career at VT's all-time leading TE with 133 receptions for 1,747 yards with 20 TDs

S NICK SORENSEN FA-2001 MIAMI

• 131 career NFL games, 1 Super Bowl appearance – 2 SB appearances, SB XLVIII as Seattle asst. coach.

CB GREG STROMAN D7-2018 WASHINGTON

• Nine INTs, four punt return TDs at VT, currently on roster of the Washington Redskins.

HOOKER TOOK CARE OF THE FOOTBALL IN 2019

• QB Hendon Hooker threw 13 TDs and only two INTs in 2019, good for a 6.50 TD/INT ratio, a mark that led all ACC players with 150 or more pass attempts.

• Only five Power Five quarterbacks with 300 or more pass attempts registered a TD/INT ratio of 6.50 or better in 2019 - Ohio State's Justin Fields (13.67), Alabama's Tua Tagovailoa (11.00), LSU's Joe Burrow (10.0), Oregon State's Jake Luton (9.33) and Arizona State's Jayden Daniels (8.50).

• Hooker threw two INTs on 162 attempts in 2019, good for a 1.2 INT percentage, a figure that led all ACC passers with 150 or more pass attempts.

• Only six Power Five quarterbacks with 250 or more pass attempts registered an INT percentage of 1.2 or lower in 2019 - Arizona State's Daniels (0.6), Oregon State's Luton (0.8), Ohio State's Fields (0.8), LSU's Burrow (1.1) Alabama's Tagovailoa (1.2) and South Carolina's Tryan Hillinski (1.2).

MORE ON TECH'S 2020 RUSHING POTENTIAL

• The Hokies return five of their top six rushers in terms of net yardage from the 2019 season (all but RB Deshawn McCleave). QB Hendon Hooker (356 yards), RB Keshawn King (340), QB Quincy Patterson (241), WR Tre Turner (231) and WR Tayvion Robinson (132).

• The aforementioned five players accounted for 56.8% (1,300 of 2,289) of Tech's rushing yards in 2019.

• VT has added a trio of transfer running backs for 2020.

• Graduate transfer RB Khalil Herbert racked up 1,735 career rushing yards and 14 TDs in 35 career games at Kansas. He produced three 100-yard games, including a career-high 291-yard effort vs. West Virginia (9/23/17) and a 187-yard performance in a 48-24 win at Boston College (9/13/19).

• Speedy Rutgers transfer RB Raheem Blackshear joins the Hokies after racking 912 rushing yards and four TDs in three seasons for the Scarlet Knights, in addition to catching 80 passes for 810 yards with six TDs. He also returned 30 kickoffs for 518 yards (17.3 avg.).

• RB Marco Lee comes to Blacksburg from Coffeyville Community College, where he racked up 236 carries for 616 yards (5.2 avg.) with nine TDs over the past two seasons.

• A pair of true freshman will join Tech's RB corps in 2020.

• RB Jordan Brunson produced 94 carries for 661 yards (7.0 avg.) with three 100-yard games and nine TDs at Denmark High School in Alpharetta, Georgia.

• RB Jalen Hampton finished his senior campaign at Georgetown Prep in North Bethesda, Maryland, with 169 carries for 1,214 yards (7.2 avg.) with 11 touchdowns.

2020 VIRGINIA TECH SCHEDULE

Date	Opponent	
April 18	Spring Game	3:30 p.m.
Sept. 5	Liberty	
Sept. 12	Penn State	
Sept. 19	at Middle Tennessee State	
Sept. 26	vs. North Alabama	
Oct. 3	Georgia Tech	
Oct. 10	at North Carolina	
Oct. 17	OPEN	
Oct. 22	Boston College (Thursday)	
Oct. 31	at Louisville	
Nov. 6	at Pitt (Friday)	
Nov. 14	Miami	
Nov. 21	at Duke	
Nov. 28	Virginia	
Dec. 5	ACC Championship Game	

• Virginia Tech's schedule includes seven home games for the third consecutive year.

• Tech will square off for the first time ever when the Nittany Lions visit Blacksburg on Sept. 12.

• The Hokies will play host to Boston College on Oct. 22, as Tech resumes its tradition of playing on Thursday nights. It will mark the first time the VT and BC have met on a Thursday since 2007.

• The Hokies will travel to Louisville for the first time since 1992 and will meet for the initial time as ACC foes when Tech squares off with the Cardinals on Saturday, Oct. 31.

• Tech has one Friday night game on its schedule when the Hokies travel to Heinz Field to meet Pitt on Nov. 6.

• The Commonwealth Clash returns to Saturday when the Hokies host Virginia at Lane Stadium on Saturday, Nov. 28.

• Other non-conference games on VT's 2020 home schedule include in-state foe Liberty (9/5) & North Alabama (9/26).

FOUR FUTURE SERIES VS. THE SEC

• Virginia Tech currently has a total of eight games on its future schedules against Southeastern Conference opponents.

ALABAMA - HOME (2034), AWAY (2035)

• Tech's lone win in series was in 1998 Music City Bowl.

OLE MISS - HOME (2032), AWAY (2037)

• Most recent meeting was in the 1968 Liberty Bowl.

SOUTH CAROLINA - AWAY (2034), HOME (2035)

• Hokies last faced the Gamecocks in 1991 in Columbia, SC.

VANDERBILT - AWAY (2024), HOME (2025)

• 2024 game at Nissan Stadium - home of NFL's Titans.

2020 VIRGINIA TECH COACHING STAFF

Position	Coach	Year at VT
Head Coach	Justin Fuente	5th
Off. Coord./QBs	Brad Cornelsen	5th
Def. Coord./Safeties	Justin Hamilton	3rd
Running Backs	Adam Lechtenberg	4th
Sp. Teams/Tight Ends	James Shibest	5th
Cornerbacks	Ryan Smith	1st
Co-Defensive Line	Darryl Tapp	1st
Defensive Line	Bill Teerlinck	1st
Offensive Line	Vance Vice	5th
Wide Receivers	Jafar Williams	2nd

2020 COACHING STAFF NOTES

• Justin Hamilton enters his first season as defensive coordinator and Darryl Tapp begins his initial year as co-defensive line coach in 2020. Both coaches played at Tech under Bud Foster, who concluded his 33-year coaching run for the Hokies in 2019.

• Hamilton and Tapp were collegiate teammates who helped guide Tech to the 2004 ACC title & were later NFL Draft picks.

• Bill Teerlinck returns to the collegiate ranks at Tech and will serve as the Hokies' defensive line coach in 2020. Teerlinck owns eight years of NFL coaching experience.

• After serving in several different roles for Tech the past three seasons, Adam Lechtenberg will coach running backs in 2020.

• Like Hamilton and Tapp, Ryan Smith is also a Virginia native. Smith helped lead James Madison to the 2019 FCS Championship Game and will coach cornerbacks at VT. He played collegiately for Jimmie Laycock at William & Mary.

Justin Fuente

HEAD COACH - 5TH SEASON



THE FUENTE FILE

Coaching Experience: 19th season, 4th at Virginia Tech
Head Coach: 8th season, 4th at Virginia Tech
Record at Tech: 33-20
Record at Memphis: 26-23
Overall Record: 59-43
Hometown: Tulsa, Oklahoma
High School: Union (1995)
College: Murray State (1999)
Playing Exp: Oklahoma (1996-97)
 Murray State (1998-99)
Family: Wife – Jenny
 Daughters – Cecilia, Caroline and Charlotte

COACHING HISTORY

Year	School	Position
2016-19	Virginia Tech	Head Coach
2012-15	Memphis	Head Coach
2009-11	TCU	Co-Offensive Coordinator/ Quarterbacks
2007-08	TCU	Running Backs
2004-06	Illinois State	Offensive Coordinator/ Quarterbacks
2001-03	Illinois State	Quarterbacks

BOWL GAMES/ PLAYOFFS COACHED (12)

2019	Belk	Virginia Tech
2018	Military	Virginia Tech
2017	Camping World	Virginia Tech
2016	Belk	Virginia Tech
2015	Birmingham*	Memphis
2014	Miami Beach	Memphis
2011	Poinsettia*	TCU
2010	Rose	TCU
2009	Fiesta	TCU
2008	Poinsettia	TCU
2007	Texas	TCU
2006	FCS Playoffs	Illinois St.

*Joined new team prior to bowl game

MOST COACHING WINS AT VT

• THROUGH FIRST THREE SEASONS

Coach	Wins	Seasons
1. Justin Fuente	25	2016-18
2. B.C. Cabbage	21	1921-23
3. Charles Bernier	18	1917-19
Jimmy Sharpe	18	1974-76
5. Henry B. Redd	17	1932-34
Branch Bocock	17	1909-10, 1912
A.F. Gustafson	17	1926-28

2016 ACC COACH OF THE YEAR

- The consensus 2016 ACC Coach of the Year, Fuente was also named the top first-year FBS head coach in the nation by the Football Writers Association of America, sharing that honor with USC's Clay Helton.
- Tech finished the 2016 season ranked No. 16 in both the AP Poll and the Coaches Poll, marking the highest final mark for the Hokies since 2010 (No. 16 AP, No. 15 Coaches).
- Virginia Tech, Penn State, Colorado, West Virginia and Western Michigan all finished in the AP Top 25 after getting zero votes in the AP Preseason Poll.
- Tech's 10 wins were the team's most since 2011 and the most ever by a first-year Virginia Tech head coach, surpassing the previous mark of nine wins by C.P. Miles in 1905.

- Fuente was named Virginia Tech's head coach on Nov. 29, 2015 after orchestrating a dramatic resurrection of the football fortunes at the University of Memphis.
- The Hokies enter their fifth season under Fuente, who has compiled a 33-20 record in Blacksburg.
- The only other active ACC head coach that can top Fuente's 33 wins in his first three seasons at an ACC school is Clemson's Dabo Swinney (36).
- Since Fuente arrived in Blacksburg in 2016, the only ACC schools with more wins are Clemson (55)
- Tech extended its streak of consecutive bowl appearances to 27 straight seasons in 2019 under Fuente, the longest active streak in the nation and third-longest streak all-time in NCAA history.
- The Hokies have finished in the Top 25 twice in Fuente's four seasons at the helm in Blacksburg.
- Tech finished the 2016 season ranked No. 16 in both the AP Poll and the Coaches Poll and concluded the 2017 season at No. 24 in the AP Top 25 and No. 25 in the Coaches Poll.
- The Hokies own a 23-5 mark under Fuente when scoring 30+ points and are 28-2 when leading at halftime.
- Fuente's reputation for exemplary work with the offense and quarterbacks was once again on display in 2019. Despite utilizing a fourth different primary quarterback for a fourth straight year, QB Hendon Hooker helped jumpstart Tech's season by winning his first six collegiate starts for the Hokies..
- The Hokies have produced the top three passing seasons in school history since Fuente and offensive coordinator Brad Cornelsen arrived at Tech - 2016 (261.4 ypg), 2018 (253.8 ypg) and 2017 (239.5 ypg).
- Despite not entering the starting lineup until the season's third contest in 2018, QB Ryan Willis threw 24 TDs, a mark that tied as the second-best in school history.
- The Hokies finished the 2017 season fourth in the FBS in scoring defense (14.8 ppg) and posted an FBS-best three shutouts, while only Michigan (26.1%) held foes to a lower third-down conversion rate than VT (25.2).
- Virginia Tech has continued its special teams success under Fuente and special teams coordinator, James Shibest. The Hokies blocked a pair of punts that were recovered for TDs in 2018. Tech also ranked sixth among FBS squads in 2018, permitting 350 combined punt and kickoff return yards.
- Virginia Tech, LSU and Georgia were the only three Power Five teams to rank in the NCAA's top 10 in both Red Zone Offense and Red Zone defense in 2019. Tech led the ACC in both categories in 2019.
- The Hokies are 26-1 when holding foes to 21 points or fewer. Tech was 6-1 in such games during the 2019 season.

2020 VIRGINIA TECH ROSTERS

ALPHABETICAL

NUMERICAL

No.	Name	Pos.	No.	Name	vl	Pos.	Ht.	Wt.	Cl.	Hometown	High School/Last School
46	Eli Adams	DL		Derrell Bailey Jr.	-	DL	6' 4"	255	Fr.	Greennack, Tenn.	Greenback
92	Mark Applegate	K		Justin Beadles	-	DL	6' 5"	232	Fr.	Tyrone, Ga.	Sandy Creek
15	Keshon Artis	LB		Raheem Blackshear	-	RB	5' 9"	192	Sr.	Philadelphia, Pa.	Archbishop Wood Catholic/Rutgers
23	Rayshard Ashby	LB		Jordan Brunson	-	RB	6' 0"	210	Fr.	Alpharetta, Ga.	Denmark
	Derrell Bailey Jr.	DL		Alec Bryant	-	DL	6' 3"	240	Fr.	Pearland, Texas	Shadow Creek
97	Keondré Banks	WR		Parker Clements	-	OL	6' 7"	270	Fr.	Lugoff, S.C.	Lugoff-Elgin
38	Amaré Barno	LB		Jalen Hampton	-	RB	5' 10"	195	Fr.	Rockville, Md.	Georgetown Prep
	Justin Beadles	DL		Khalil Herbert	-	RB	5' 9"	205	Gr.	Fort Lauderdale, Fla.	American Heritage/Kansas
43	Cole Beck	RB		Keonta Jenkins	-	DB	6' 3"	180	Fr.	Jacksonville, Fla.	Ribault
90	Jaevon Becton	DL		Marco Lee	-	RB	5' 11"	225	Jr.	Columbus, Ga.	Coffeyville CC
46	Malik Bell	RB		Kaden Moore	-	OL	6' 3"	305	Fr.	Bethlehem, Pa.	Freedom
8	Emmanuel Belmar	DL		Wilfried Pene	-	TE	6' 3"	235	Fr.	Touraine, France	St. Thomas More Prep
	Raheem Blackshear	RB		Lakeem Rudolph	-	DB	6' 4"	202	Fr.	Virginia Beach, Va.	Green Run
42	Cole Blaker	TE		Tyree Saunders	-	WR	6' 0"	174	Fr.	Jacksonville, Fla.	First Coast
88	Elijah Bowick	WR		Dorian Strong	-	DB	6' 0"	160	Fr.	Upper Marlboro, Md.	Dr. Henry Wise
34	Tink Boyd	WR		Robert Wooten	-	DL	6' 3"	230	Fr.	Stafford, Texas	Stafford
91	Oscar Bradburn	P		Dallan Wright	-	WR	6' 1"	170	Fr.	Saluda, S.C.	Saluda
90	Sam Brooks	TE	2	Hendon Hooker	2	QB	6' 4"	228	r-Jr.	Greensboro, N.C.	Dudley
	Jordan Brunson	RB	2	Jeremy Webb	-	DB	6' 4"	205	r-Sr.	East Mims Fla.	Stevenson/ASA College
	Alec Bryant	DL	3	Braxton Burmeister	-	QB	6' 1"	210	R-Jr.	La Jolla, Calif.	La Jolla Country Day/Oregon
3	Braxton Burmeister	QB	3	Caleb Farley	2	DB	6' 2"	207	r-Jr.	Maiden, N.C.	Maiden
9	Luke Bussel	QB	4	Dax Hollifield	2	LB	6' 1"	232	Jr.	Shelby, N.C.	Shelby
52	Austin Cannon	OL	4	Quincy Patterson II	1	QB	6' 4"	245	r-So.	Chicago, Ill.	Solorio Academy
27	Armani Chatman	DB	5	Jarrod Hewitt	3	DL	6' 1"	288	r-Sr.	Venice, Fla.	Venice
	Parker Clements	OL	6	Hezekiah Grimsley	3	WR	6' 0"	185	Sr.	Williamsburg, Va.	Lafayette
22	Chamarri Conner	DB	6	Trevor Jackson	-	QB	6' 3"	187	r-Fr.	Leesburg, Va.	Riverside
36	DaShawn Crawford	DL	7	Devon Hunter	2	DB	6' 0"	227	r-Jr.	Chesapeake, Va.	Indian River
58	Walker Culver	OL	8	Emmanuel Belmar	3	DL	6' 2"	245	r-Sr.	Suwanee, Ga.	Collins Hill
92	Jaden Cunningham	DL	8	Phil Patterson	3	WR	6' 2"	195	r-Sr.	Virginia Beach, Va.	Bayside
77	Christian Darrisaw	OL	9	Luke Bussel	-	QB	6' 1"	210	r-Fr.	Chesapeake, Va.	Greenbrier Christian/Fork Union
17	Divine Deablo	DB	9	Khalil Ladler	3	DB	5' 11"	190	r-Sr.	Stone Mountain, Ga.	IMG Academy
13	Zion Debose	DL	11	Tré Turner	2	WR	6' 2"	190	Jr.	Greensboro, N.C.	Northwest Guilford
89	Drake Deluliis	TE	12	Knox Kadum	-	QB	6' 3"	185	r-Fr.	Rome, Ga.	Rome
64	Sam DeLuke	LS	12	Nadir Thompson	1	DB	5' 10"	188	r-So.	Rocky Mount, N.C.	Southern Nash
94	Conner Dusenbury	WR	13	Zion Debose	1	DL	6' 1"	246	r-Jr.	Salisbury, N.C.	North Rowan
60	Silas Dzansi	OL	13	Jalen Holston	2	RB	5' 11"	218	Sr.	Stockbridge, Ga.	Stockbridge
41	Ty Eller	TE	15	Keshon Artis	1	LB	6' 0"	233	Jr.	Chesapeake, Va.	Oscar Smith
44	J'Wan Evans	RB	16	Darryle Simmons	1	WR	6' 2"	212	r-So.	Philadelphia, Pa.	St. Joe's Prep
3	Caleb Farley	DB	17	Divine Deablo	4	DB	6' 3"	223	r-Sr.	Winston-Salem, N.C.	Mount Tabor
47	Dean Ferguson	LB	18	Tyree Rodgers	3	DB	6' 1"	180	r-Sr.	Camden, N.J.	Camden Catholic
58	Josh Fuga	DL	19	J.R. Walker	-	DB	6' 0"	207	r-Fr.	Clayton, N.C.	Clayton
86	Nick Gallo	TE	20	Ny'Quee Hawkins	-	DB	6' 0"	195	r-Fr.	Orange, N.J.	Orange
45	TyJuan Garbutt	DL	22	Chamarri Conner	2	DB	6' 0"	211	Jr.	Jacksonville, Fla.	Trinity Christian Academy
39	Tahj Gary	RB	23	Rayshard Ashby	3	LB	5' 10"	237	Sr.	Chesterfield, Va.	L.C. Bird
32	Hunter Green	DB	24	Terius Wheatley	2	RB	6' 0"	190	r-Jr.	Ann Arbor, Mich.	Pioneer/Fork Union
41	Jaylen Griffin	DL	27	Armani Chatman	1	DB	5' 11"	195	r-So.	Virginia Beach, Va.	Bishop Sullivan Catholic
6	Hezekiah Grimsley	WR	28	Jermaine Waller	2	DB	6' 1"	180	Jr.	Washington, D.C.	Avalon School
72	Jesse Hanson	OL	30	Tyler Matheny	-	DB	6' 1"	202	r-So.	Fairfax, Va.	Lake Braddock
20	Ny'Quee Hawkins	DB	30	Caleb Steward	-	RB	5' 11"	210	r-So.	Jacksonville, Fla.	Ed White
	Khalil Herbert	RB	31	Nasir Peoples	1	DB	6' 0"	195	r-So.	Abington, Pa.	Archbishop Wood
5	Jarrod Hewitt	DL	32	Hunter Green	-	DB	6' 1"	190	r-So.	Knoxville, Tenn.	Webb School
76	Brock Hoffman	OL	34	Tink Boyd	-	WR	5' 10"	180	r-So.	Chesterfield, Va.	Trinity
4	Dax Hollifield	LB	34	Alan Tisdale	1	LB	6' 3"	220	r-So.	Greensboro, N.C.	Page
13	Jalen Holston	RB	35	Matt Johnson	-	LB	6' 0"	210	r-Fr.	Glen Allen, Va.	Deep Run
2	Hendon Hooker	QB	35	Keshawn King	1	RB	5' 11"	182	So.	Orange Park, Fla.	Oakleaf
75	Zachariah Hoyt	OL	36	DaShawn Crawford	1	DL	6' 0"	290	Sr.	Bay Springs, Miss.	Bay Springs/Jones County JC
61	Bryan Hudson	OL	37	Brion Murray	1	DB	5' 10"	190	Jr.	Milford, Del.	Milford/Coffeyville CC
7	Devon Hunter	DB	38	Amaré Barno	-	LB	6' 6"	235	r-Jr.	Blythewood, S.C.	Westwood/Butler CC
71	T.J. Jackson	OL	38	Nashun Overton	-	RB	5' 6"	157	r-Fr.	Suffolk, Va.	Indian River/St. Andrew's University
6	Trevor Jackson	QB	39	Tahj Gary	-	RB	5' 8"	221	r-Fr.	Atlanta, Ga.	Woodward Academy
	Keonta Jenkins	DB	40	Ben Skinner	-	LB	6' 1"	215	r-Fr.	Spotsylvania, Va.	Riverbend
93	Brian Johnson	K	40	Travis Williams	-	WR	6' 3"	212	r-So.	Lorton, Va.	Hayfield
35	Matt Johnson	LB	41	Ty Eller	-	TE	6' 2"	223	r-Jr.	Newton, N.C.	Newton-Conover/UNC Pembroke
12	Knox Kadum	QB	41	Jaylen Griffin	2	DL	6' 1"	260	r-Jr.	Rome, Ga.	Rome
49	William Kakavitsas	WR	42	Cole Blaker	-	TE	6' 3"	250	r-Jr.	Narrows, Va.	Narrows
51	Gene Kastleburg	OL	43	Cole Beck	-	RB	6' 1"	202	r-So.	Blacksburg, Va.	Blacksburg
93	Mario Kendricks	DL	43	Michael Peterson	-	CB	6' 1"	215	r-Fr.	Fort Mill, S.C.	Nation Ford
35	Keshawn King	RB	44	J'Wan Evans	-	RB	5' 10"	180	r-Fr.	Philadelphia, Pa.	East Rock

9	Khalil Ladler	DB	45	TyJuan Garbutt	2	DL	6' 1"	238	r-Jr.	Fredericksburg, Va.	Riverbend
	Marco Lee	RB	45	Jacob Van Landingham	-	WR	5' 11"	203	r-So.	Franklin, Tenn.	Page
30	Tyler Matheny	DB	46	Eli Adams	1	DL	5' 11"	240	r-So.	Rock Hill, S.C.	South Pointe
50	Tré Maxwell	LB	47	Dean Ferguson	-	LB	6' 2"	228	r-Fr.	Sterling, Va.	Potomac Falls
82	James Mitchell	TE	47	John Ransom	-	WR	5' 11"	177	r-Fr.	Chesapeake, Va.	Bishop Sullivan Catholic
	Kaden Moore	OL	48	Nikia Peerman	-	WR	6' 3"	176	r-Fr.	Gladys, Va.	William Campbell
37	Brion Murray	DB	49	William Kakavitsas	-	WR	6' 1"	175	r-Fr.	Charlotte, N.C.	Providence
74	Doug Nester	OL	50	Tré Maxwell	-	LB	6' 0"	205	r-Fr.	Centreville, Va.	Centreville
38	Nashun Overton	RB	51	Gene Kastleburg	-	OL	6' 0"	308	r-Jr.	Richmond, Va.	Benedictine College Prep
4	Quincy Patterson II	QB	52	Austin Cannon	3	OL	6' 2"	323	r-Sr.	Mechanicsville, Va.	Atlee/Fork Union
8	Phil Patterson	WR	54	Lecitus Smith	2	OL	6' 3"	316	r-Jr.	Fitzgerald, Ga.	Fitzgerald
85	Jaden Payoute	WR	58	Walker Culver	-	OL	6' 4"	300	r-So.	Soddy-Daisy, Tenn.	Baylor School
48	Nikia Peerman	WR	58	Josh Fuga	-	DL	6' 2"	308	r-Fr.	Woodbridge, Va.	Freedom
	Wilfred Pene	TE	60	Silas Dzansi	2	OL	6' 5"	325	r-Jr.	Woodbridge, Va.	C.D. Hylton/Fork Union
31	Nasir Peoples	DB	61	Bryan Hudson	1	OL	6' 4"	315	So.	Georgetown, Ky.	Scott County
43	Michael Peterson	CB	62	Gabe Sesco	-	OL	6' 6"	265	r-Fr.	Bluefield, Va.	Graham
99	Maxx Philpott	DL	64	Sam DeLuke	-	LS	5' 10"	223	r-So.	Wake Forest, N.C.	Wake Forest
87	Jacoby Pinckney	WR	69	Luke Tenuta	1	OL	6' 7"	315	r-So.	Crozet, Va.	Western Albemarle
96	Norell Pollard	DL	71	T.J. Jackson	3	OL	6' 6"	359	r-Sr.	Cumberland, Va.	Cumberland County
99	Justin Pollock	LS	72	Jesse Hanson	-	OL	6' 5"	301	r-Fr.	Blue Ridge, Va.	Lord Botetourt
98	Caleb Quick	K	74	Doug Nester	1	OL	6' 6"	315	So.	Huntington, W.Va.	Spring Valley
47	John Ransom	WR	75	Zachariah Hoyt	3	OL	6' 5"	305	r-Sr.	Salem, Va.	Salem
83	Tayvion Robinson	WR	76	Brock Hoffman	-	OL	6' 3"	316	r-Jr.	Statesville, N.C.	Statesville
18	Tyree Rodgers	DB	77	Christian Darrisaw	2	OL	6' 5"	311	Jr.	Upper Marlboro, Md.	Riverdale Baptist/Fork Union
96	John Parker Romo	K	79	Tyrell Smith	4	OL	6' 3"	308	Gr.	North Brunswick, N.J.	Don Bosco Prep/Cushing Academy
	Lakeem Rudolph	DB	80	Kaleb Smith	1	WR	6' 2"	207	r-So.	Bumpass, Va.	Louisa County
	Tyree Saunders	WR	82	James Mitchell	2	TE	6' 3"	252	Jr.	Big Stone Gap, Va.	Union
85	CJ Scott	LS	83	Tayvion Robinson	1	WR	5' 10"	186	So.	Virginia Beach, Va.	Cox
62	Gabe Sesco	OL	85	Jaden Payoute	-	WR	6' 1"	206	r-Fr.	Chesterfield, Va.	L.C. Bird
97	Oscar Shadley	LS	85	CJ Scott	-	LS	5' 10"	240	r-Fr.	Virginia Beach, Va.	Bishop Sullivan Catholic
16	Darryle Simmons	WR	86	Nick Gallo	1	TE	6' 4"	242	So.	Richboro, Pa.	Council Rock South
94	Nigel Simmons	DL	87	Jacoby Pinckney	-	WR	6' 1"	210	r-Fr.	Spartanburg, S.C.	Dorman
40	Ben Skinner	LB	88	Elijah Bowick	-	WR	6' 1"	216	r-Fr.	Charlotte, N.C.	Myers Park
80	Kaleb Smith	WR	89	Drake Deluliis	2	TE	6' 5"	250	r-Jr.	Charlotte, N.C.	Providence
54	Lecitus Smith	OL	90	Jaevon Becton	1	DL	6' 4"	255	r-So.	Virginia Beach, Va.	Ocean Lakes
79	Tyrell Smith	OL	90	Sam Brooks	-	TE	6' 2"	210	r-Fr.	Rockville, Va.	Goochland
30	Caleb Steward	RB	91	Oscar Bradburn	3	P	6' 1"	221	Sr.	Sydney, Australia	Sydney Secondary College
	Dorian Strong	DB	92	Mark Applegate	-	K	5' 11"	155	r-Fr.	Fairfax, Va.	Oakton
69	Luke Tenuta	OL	92	Jaden Cunningham	-	DL	6' 2"	306	r-Jr.	Lithonia, Ga.	Martin Luther King/Hutchison CC
12	Nadir Thompson	DB	93	Brian Johnson	1	K	6' 1"	191	r-Sr.	Washington, D.C.	Gonzaga
34	Alan Tisdale	LB	93	Mario Kendricks	1	DL	6' 0"	293	So.	Kissimmee, Fla.	Osceola
11	Tré Turner	WR	94	Conner Dusenbury	-	WR	6' 0"	175	r-Fr.	Richmond, Va.	James River
45	Jacob Van Landingham	WR	94	Nigel Simmons	-	DL	6' 2"	231	r-So.	Newport News, Va.	Heritage
19	J.R. Walker	DB	96	John Parker Romo	1	K	5' 11"	170	Sr.	Peachtree City, Ga.	McIntosh/Tulsa
28	Jermaine Waller	DB	96	Norell Pollard	1	DL	6' 0"	265	So.	Apopka, Fla.	Wekiva
2	Jeremy Webb	DB	97	Keondré Banks	-	WR	5' 11"	185	r-Sr.	Raleigh, N.C.	Roanoke Rapids/Tusculum
	Robert Wooten	DL	97	Oscar Shadley	2	LS	6' 0"	246	Jr.	Naples, Fla.	Golden Gate
24	Terius Wheatley	RB	98	Caleb Quick	-	K	6' 1"	180	r-So.	Westfield, Ind.	Guerin Catholic
40	Travis Williams	WR	99	Maxx Philpott	-	DL	6' 0"	297	r-Fr.	Salem, Va.	Glenvar
	Dallan Wright	WR	99	Justin Pollock	-	LS	6' 2"	235	r-Fr.	Amelia County, Va.	Amelia County

PRONUNCIATIONS

RAYSHARD Ashby.RAY-shard
JAEVON Becton.JAY-vahn
Elijah **BOWICK**.BO-wick
CHAMARRI Conner.chuh-MAR-ee
Zion **DEBOSE**.duh-BOZE
Drake **DEIULIIS**.DUEL-ee-is
Silas **DZANSI**.JAN-zee
Caleb **FARLEY**.FAR-lee
Josh **FUGA**.FOO-guh
TyJuan **GARBUTT**.GAR-bit

HEZEKIAH Grimsley.hez-uh-KY-uh
NY'QUEE Hawkins.nye-KEY
JARROD Hewitt.Jared
Dax **HOLLIFIELD**.HOLLY-field
DEVON Hunter.DEVIN
KHALIL Ladler.kuh-LEEL
BRION Murray.BREE-on
Jaden **PAYOUTE**.PAY-oot
Jacoby **PINCKNEY**.PINK-knee
TAYVION Robinson.TAY-vee-on

Oscar **SHADLEY**.SHAD-lee
LECITUS Smith.leh-SEE-tis
TYRELL Smith.tuh-RELL
Luke **TENUTA**.ten-OO-ta
TERIUS Wheatley.TEH-ree-is

ACTIVE STARTS CHART

	2019	Streak	Career
Adams, E. (DL)	1	-	1
Ashby, R. (LB)	13	17	24
Becton, J. (DE)	1	-	1
Belmar, E. (DE)	13	17	24
Bradburn (P/H)	12	5	38
Cannon, A. (OL)	2	-	2
Chatman, A. (DB)	3	3	3
Crawford, D. (DL)	12	7	12
Conner, C. (DB)	13	13	13
Darrisaw, C. (OL)	12	22	24
Deablo, D. (DB)	13	21	24
Dzansi, S. (OL)	8	-	12
Farley, C. (DB)	11	-	23
Gallo, N. (TE)	1	1	1
Garbutt, T. (DL)	11	10	16
Hewitt, J. (DL)	13	16	23
Hollifield, D. (LB)	13	16	19
Holston, J. (RB)	-	-	2
Hooker, H. (QB)	8	5	8
Hoyt, Z. (OL)	2	1	11
Hudson, B. (OL)	9	-	9
Hunter, D. (DB)	2	-	2
Jackson, T.J. (OL)	2	1	2
Johnson, B. (K)	13	30	30
King, K. (RB)	1	-	1
Ladler, K. (DB)	-	-	13
Mitchell, J. (TE)	8	5	9
Murray, B. (DB)	1	1	1
Nester, D. (OL)	10	10	10
Patterson, Q. (QB)	1	-	1
Pollard, N. (DL)	2	-	2
Robinson, T. (WR)	6	1	6
Rodgers, T. (DB)	-	-	3
Shadley, O. (LS)	13	26	26
Smith, L. (OL)	12	6	16
Smith, K. (WR)	5	-	5
Tenuta, L. (OL)	4	4	4
Turner, T. (WR)	11	7	16
Waller, J. (CB)	10	-	10
Wheatley, T. (RB)	-	-	2

LONGEST ACTIVE STREAK

• Shadley - 26

CAREER 300-YARD PASSING GAMES

Player	Years	Gms
1. Logan Thomas	2011-13	4
Ryan Willis	2018-19	4
3. Jerod Evans	2016	3
Bryan Randall	2001-04	3
5. Michael Brewer	2014-15	2
Sean Glennon	2004-08	2
Josh Jackson	2017-18	2
8. Maurice DeShazo	1990-94	1
Jim Druckenmiller	1993-96	1
Will Furrer	1988-91	1
Tyrod Taylor	2007-10	1
Marcus Vick	2003-05	1
Hendon Hooker	2017-present	1

HOOKER WINS FIRST SIX STARTS

• R-So. QB Hendon Hooker started the first game of his career at Miami (10/5). He went 10 of 20 through the air with three touchdowns. Hooker also found the endzone himself on a 12-yard run in the first quarter at Miami (10/5). Hooker finished the game responsible for 260 yards, four touchdowns and zero turnovers.

• Against Rhode Island (10/12), he accounted for 304 total yards and threw for three more scores, without turning the ball over. Hooker tallied career best with 16 completions and 261 yards through the air.

• Hooker was 8 of 12 passing in the win over UNC (10/19) with a touchdown. He also ran for 41 yards on 10 attempts.

• Led Tech to a 36-17 win over No. 22 Wake Forest (11/9). He had 311 yards from scrimmage and one rushing score.

• Hooker was 9 of 13 for 159 yards and one TD through the air and also ran for two scores for the first time in his career in the win at Georgia Tech (11/16).

• Hooker was 10 of 13 for 153 yards and two touchdowns against Pitt (11/23). He also rushed the ball 20 times, a career high.

THREE QBs PASS FOR TD

• In Tech's 6-OT victory vs. UNC (10/19), three QBs (Hooker, Willis, Patterson II) threw for a touchdown. It was the first game since at least 1987 that three VT QBs each threw for a touchdown.

TECH USES THREE STARTING QBs in 2019

• For the first time since 1998, the Hokies have utilized three different starters (Willis, Hooker, Patterson).

• In 1998, Al Clark, Dave Meyer and Nick Sorensen all started games.

"TIGHT END UNIVERSITY"

• TEs Dalton Keene and James Mitchell were both instrumental in the Hokies' win at Miami (10/5).

• Keene, caught a career best five passes and found the endzone on three occasions. He finished with 73 yards.

• Mitchell caught three passes for 73 yards and scored his first career rushing touchdown, a one-yard sweep in the first quarter.

• Mitchell had a career day at Georgia Tech (11/16) catching four passes for 90 yards and scoring one TD, his third receiving score of the season.

MCCLEAVE CLOSES TECH CAREER

• McCleave ran for 124 yards, a season high vs. Rhode Island (10/12). That mark also tied a career best and was the fourth 100-yard game of his career. He ran the ball 12 times, averaging 10.3 yards per attempt.

• RB Deshawn McCleave rushed for 102 yards vs. Duke (9/27), the third 100-yard performance of his career.

• His 45-yard run in the second quarter was the longest run of his career and the Hokies' second-longest run of the season.

• Against UNC (10/19) he ran for 72 yards and a score.

• He ran for a career-best 126 yards vs. Kentucky at the Belk Bowl, his fifth career 100-yard game.

• In all three of his bowl games, McCleave hit the century mark.

KING RUSHES FOR 119 YDS VS. FURMAN

• True freshman RB Keshawn King became the first Hokie to run for 100 yards this season when he registered 119 rushing yards on 12 carries vs. Furman (9/14).

• He also had a 54-yard run at the start of the third quarter, the longest run for Tech this season.

• King is the first Hokie true freshman to run for 100 yards in a game since Marshawn Williams rushed for exactly 100 yards vs. Miami (10/23/14).

YOUNG, TALENTED O-LINE ON DISPLAY VS. ODU

• In the win against Old Dominion (9/7), the Virginia Tech offensive line had four freshmen playing on the offensive line for extended periods of the game.

• Freshman Doug Nester started at right guard and redshirt freshman John Harris started at center.

• In the second half, freshman Bryan Hudson played a significant number of snaps at center and redshirt freshman Luke Tenuta saw extended time at right tackle.

FINAL STATS ON WILLIS

• QB Ryan Willis' 33 passing TDs at Virginia Tech ranks seventh in program history.

• When factoring in his time at Kansas, Willis has thrown for 6,152 yards in his career.

• Willis' 344 passing yards vs. Boston College (8/31) marked the fourth 300-yard passing game in his career at Virginia Tech.

• His 344 passing yards vs. BC also pushed him across 3,000 passing yards for his career at VT, becoming only the 15th QB in program history to accomplish that feat.

VIRGINIA TECH CAREER LEADERS, TD PASSES

Years	QB	TDs
1. 2010-13	Logan Thomas	53
2. 2001-04	Bryan Randall	48
3. 1991-94	Maurice Deshazo	47
4. 2007-10	Tyrod Taylor	44
5. 1988-97	Will Furrer	43
6. 1993-96	Jim Druckenmiller	34
7. 2018-19	Ryan Willis	33
8. 2014-15	Michael Brewer	31
9. 1978-81	Steve Casey	29
1970-72	Don Strock	29
2016	Jerod Evans	29

LPD RETURNS 9 STARTERS

• The Hokies entered the 2018 season with the youngest defensive two-deep in the ACC. This season, though, experience will be on their side.

• In 2019, defensive coordinator Bud Foster will have nine returning starters, which is tied for the most on his defense since becoming sole defensive coordinator in 1996.

• Of the nine returning starters, six started in 10 or more games in 2018.

• The Hokies had 11 different defensive players make their first career start last season, the most in the FBS.

• Senior Reggie Floyd led the group with 25 career starts entering the 2019 season.

YEAR # STARTERS CAREER STARTS

YEAR	# STARTERS	CAREER STARTS
2019	9	106
2018	3	55
2017	8	160
2016	6	104
2015	8	145
2014	5	106
2013	9	205
2012	9	148
2011	6	72
2010	5	64
2009	6	108
2008	4	69

2007	8	161
2006	5	74
2005	6	110
2004	5	100
2003	9	139
2002	4	84
2001	9	105
2000	3	42
1999	7	112
1998	8	94
1997	5	51
1996	6	122

• Nationally, Tech's nine returning starters on defense ties for the fourth-most in the FBS entering the 2019 season.

Most Returning Defensive Starters - FBS

School	# of Srs.
1. Illinois	10
Texas State	10
UConn	10
4. Virginia Tech	9
Ball State	9
Hawai'i	9
Indiana	9
Ohio State	9
Oregon State	9
SMU	9
Tulsa	9
UCLA	9
Virginia	9

2019 HOKIES RANKED AMONG THE FBS' YOUNGEST TEAMS

• More than half of Virginia Tech's roster entering the 2019 season is made up of freshmen. 52.5 percent to be exact.
 • That percentage ranks third in the FBS this season.

Most Freshmen on 2019 FBS Rosters

School	Fr.	R-Fr.	Total	Pct.
1. UCLA	43	21	64	53.3
2. Oklahoma State	31	31	62	52.9
3. Virginia Tech	37	26	63	52.5
4. Coastal Carolina	39	24	63	51.6
5. Nebraska	47	31	78	50.9

2019 HOKIES HAD FEWEST SENIORS IN FBS

• With only five seniors, Virginia Tech entered the 2019 season with the fewest seniors in the FBS.
 • The group includes S Reggie Floyd, DB Jovonn Quillen, QB Ryan Willis, DB Ish Seisay and OL Tyrell Smith.

Fewest Seniors on 2019 FBS Rosters

School	No.
1. Virginia Tech	5
Texas A&M	5
3. Penn State	10
4. Appalachian State	11
Coastal Carolina	11
6. NC State	12
Rice	12

THE GENESIS OF "BIG PLAY" TRÉ

• Turner hauled in six catches for a career-best 106 yards including a career-long catch of 55 yards vs. UNC (10/19). It was the first 100-yard game of his career.
 • Produced a career long 57-yard run and racked up a career-high 73 rushing yards vs. Wake Forest (11/9).

PATTERSON THIRD QB UNDER FUENTE WITH 100 YARDS RUSHING

• In the six-OT thriller against North Carolina, r-Freshmen QB Quincy Patterson ran for a career best 122 yards and one touchdown.
 • He became the third Virginia Tech quarterback to reach the 100-yard plateau on the ground under Coach Fuente, following in the footsteps of Jerod Evans and Josh Jackson.

Teams Under Fuente	2019	Tech	Career
Home	6-1	19-7	34-17
Road	2-3	12-8	22-21
Neutral	0-1	1-5	3-5
Grass	8-3	30-12	35-12
Artificial Turf	0-2	2-9	24-27
Won Coin Toss	3-1	13-8	26-20
Lost Coin Toss	5-4	19-12	33-23
Fuente Teams' Record When ...			
Leading after the 1st quarter	6-2	23-5	39-14
Trailing after the 1st quarter	1-1	4-8	13-21
Tied after the 1st quarter	1-2	6-7	7-8
Leading at halftime	6-1	28-2	48-6
Trailing at halftime	2-3	5-15	10-32
Tied at halftime	0-1	0-3	1-5
Leading after 3rd quarter	7-3	29-6	53-8
Trailing after 3rd quarter	1-2	4-14	5-33
Tied after 3rd quarter	0-0	0-0	1-2
Leading with less than 2:00 to play	6-2	29-3	52-5
Trailing with less than 2:00 to play	0-2	2-16	3-36
Tied with less than 2:00 to play	2-1	2-1	4-2
Scores first	7-2	29-8	40-18
Opponent scores first	1-3	4-12	15-25
Scores 20+ points	6-5	26-16	50-27
Opponent scores 20+ points	3-4	11-18	19-39
Holds opponent to 20 points or less	5-0	22-0	40-2
Game is decided by 3 points or less	1-1	6-1	8-4
Game is decided by 10 points or less	2-2	6-8	12-18
Fuente Teams' Record When ...			
Less than 150 yards rushing	2-3	7-11	12-29
150+ yards rushing	6-2	26-10	46-16
200+ yards passing	5-1	24-14	41-24
300+ yards passing	0-1	7-4	18-9
300+ yards total offense	6-2	29-15	54-28
400+ yards total offense	5-2	20-10	38-15
500+ yards total offense	0-0	6-2	17-3
70+ total plays	2-2	19-14	35-26
80+ total plays	1-1	7-6	18-6
Fuente Teams' Record When ...			
Allowing less than 150 yards rushing	6-0	23-3	44-15
150+ yards rushing	2-4	9-15	14-26
200+ yards passing	3-2	15-9	24-26
300+ yards passing	2-2	6-5	13-14
300+ yards total offense	5-4	18-16	31-36
400+ yards total offense	2-5	9-14	15-25
500+ yards total offense	1-0	4-3	8-8
70+ total plays	3-2	9-8	21-24
80+ total plays	1-2	2-4	11-9
Fuente Teams' Record When ...			
Committing fewer turnovers	2-2	20-4	35-11
Committing more turnovers	2-3	4-16	8-29
Turnovers are the same	4-0	9-0	16-3
Having fewer penalty yards	4-4	20-10	32-16
Having more penalty yards	3-1	12-9	26-26
Penalty yards are even	0-0	0-1	0-1
Leading time of possession	5-2	25-10	40-19
Trailing time of possession	3-3	8-10	19-24
Fuente Teams' High & Low Water Marks ...			
Largest halftime lead	31	38	56
Largest halftime deficit	18	24	28
Highest number of plays	86	95	97
Lowest number of plays	58	47	47
Opponent highest number of plays	91	100	100
Opponent lowest number of plays	55	47	47
Warmest Game Temperature	85°	85°	94°
Coldest Game Temperature	39°	37°	37°
Fuente Teams' For ...			
Day Games	8-4	23-12	35-23
Night Games (5 p.m. kickoff or later)	0-1	10-8	24-20
Games with temperature 49 or below	2-1	7-6	10-9
Games with temperatures in 50s	1-2	5-4	9-9
Games with temperatures in 60s	2-0	6-3	13-7
Games with temperatures in 70s	2-2	12-5	18-10
Games with temperatures in 80s	1-0	3-2	8-5
Games with temperatures in 90s	0-0	0-0	1-3

POWER FIVE WIN LEADERS

MOST WINS

1995-Present

1. Ohio State	264
2. Oklahoma	248
3. Florida	243
4. Georgia	241
5. Virginia Tech	238

BEST ROAD RECORDS

2003-Present

1. Oklahoma	63-15 (.807)
2. Ohio State	63-16 (.797)
3. Georgia	55-19 (.743)
4. Alabama	51-20 (.718)
5. Virginia Tech	58-28 (.674)

MOST 10-WIN SEASONS

1999-Present

1. Oklahoma	17
2. Ohio State	15
3. Alabama	14
4. Virginia Tech	12
TCU	12

HOKIES' SCORING STREAK

• Virginia Tech has scored in **321** straight games dating back to the 1995 season.

Rk.	School	Years	Games
1.	Florida	1988-	397
2.	Michigan	1984-14	365
3.	BYU	1975-03	361
4.	TCU	1992-	344
5.	Virginia Tech	1995-	321
6.	Air Force	1992-17	306
7.	Georgia	1995-	316
8.	Nebraska	1996-	306
9.	Tennessee	1994-17	289
10.	Boise State	1997-	289
11.	Ohio State [^]	1993-16	283
12.	Texas Tech	1997-	282
	Georgia Tech	1997-19	282
	Texas	1980-04	282
	Oklahoma	1998-	282
16.	Washington State	1984-08	280
17.	Washington	1981-04	271
18.	Oregon	1985-07	267
19.	Colorado	1988-08	242
20.	Kansas State	1996-15	234

THAT'S A LOT OF POINTS

• Dating back to 1987, Tech and North Carolina's 84 points in VT's 43-41 6 OT win (10/19) is the 10th-most combined in any game that the Hokies have been involved in over that span.

#	Date	Opponent	Location	Score (VT-Opp)
107	December 26, 2015	Tulsa	Shreveport, La.	W 55-52
104	October 14, 1995	Akron	Blacksburg, Va.	W 77-27
101	December 26, 2003	California	Phoenix, Ariz.	L 49-52
101	December 7, 2002	Miami	Miami	L 45-56
99	October 31, 1992	Rutgers	Piscataway, NJ	L 49-50
95	October 24, 1987	Tulane	New Orleans, La.	L 38-57
92	November 9, 2002	Syracuse	Syracuse, N.Y.	L 42-50
91	October 23, 1993	Rutgers	Blacksburg, Va.	W 49-42
88	October 24, 2015	Duke	Blacksburg, Va.	L 43-45
84	October 19, 2019	North Carolina	Blacksburg, Va.	W 43-41

FORMER PLAYERS BACK HOME

- Four former Tech players are currently on the coaching staff.
- **Justin Hamilton**, will enter his first season as defensive coordinator in 2020. He was a four-year letterwinner for the Hokies from 2002-05.
- As a senior, Hamilton posted 35 tackles, 2.5 tackles for loss and three interceptions, helping lead the Hokies to its second consecutive appearance in the ACC Championship Game and a win over Louisville in the 2006 Gator Bowl.
- **Darryl Tapp** rejoined the Hokies as co-defensive line coach in December.
- The Chesapeake, Virginia native helped the Hokies win the 2004 ACC Championship. Tapp recorded 10.0 sacks, 14.5 TFL and forced three fumbles during his senior campaign when he earned first-team AFCA All-America honors and was a second-team AP selection. As a freshman in 2002 he scooped up a blocked punt and returned it for a touchdown in a 21-9 win vs. Virginia. He finished his collegiate career with 187 tackles (94 solo), 21.5 sacks and 40.0 TFL to go along with 78 QB hurries. Tapp was inducted into the Virginia Tech Sports Hall of Fame as part of the class of 2018.
- In 12 NFL seasons, Tapp played in 165 regular season games (39 starts) and participated in six playoff contests. He enjoyed stints with Seattle (2006-09), Philadelphia (2010-12), Washington (2013), Detroit (2014-15), New Orleans (2016) and Tampa Bay (2017). He accumulated 331 tackles (261 solo), 53.0 TFL, 29.0 sacks, 12 forced fumbles, 10 fumble recoveries and two INTs with one TD. In 2015, Tapp was the Mike Utley Spirit Award recipient, an honor presented annually by the Detroit Lions to the player who exhibits tremendous spirit, desire, dedication and work ethic.
- **Jack Tyler** enters his second season as a quality control coach for the defense. Tyler, who started his career as a walk-on, was a two-time All-ACC selection at linebacker and he led the Hokies in tackles in back-to-back seasons (2012-13).
- **Pierson Prioleau** (PRAY-low) enters his first season as director of player development – defense. A two-time All-BIG EAST selection, Prioleau was a three-year starter for Foster, totaling 237 career tackles and two touchdowns.

2019 TURNOVER SUMMARY

Date	Opponent	Takes	Points Off	Gives	Points Off	TO Margin	Points Off Margin
8/31	at Boston College	1	0	5	14	-4	-14
9/7	Old Dominion	0	0	2	0	-2	0
9/14	Furman	2	14	2	7	0	+7
9/27	Duke	0	0	2	14	-2	-14
10/5	at Miami	5	21	0	0	+3	+21
10/12	Rhode Island	0	0	0	0	0	0
10/19	North Carolina	0	0	2	3	-2	-3
11/2	at Notre Dame	3	7	2	0	+1	+7
11/9	Wake Forest	2	10	2	3	0	+7
11/16	at Georgia Tech	2	14	0	0	+2	+14
11/23	Pitt	1	7	1	0	0	+7
11/29	Virginia	1	3	3	10	-3	-7
12/31	Kentucky	2	3	1	6	+1	-3
	Totals	13	79	17	57	-6	+22

27 STRAIGHT
AMERICA'S LONGEST
ACTIVE BOWL STREAK



QUICK FACTS

Location:Blacksburg, Va.
 Founded: 1872
 Enrollment: 31,000+
 President: Dr. Tim Sands
 Director of Athletics:Whit Babcock
 Nickname: Hokies
 Colors:Chicago Maroon & Burnt Orange
 Stadium: Lane Stadium/Worsham Field
 Head Coach: Justin Fuente – 5th season
 2019 Record:8-5 (Belk Bowl)

FOOTBALL HISTORY

All-Time Tech Record (1892- ; 124 seasons)

Overall 752*-477-46
Conference 252-177-21
In Blacksburg 390-118-13
 Behind Lane Hall (1892)..... 1-0-0
 Sheib Field (1894-1901)13-1-0
 Gibboney Field (1902-08)19-2-0
 Miles Field (1909-25).....60-3-3
 Miles Stadium (1926-64) 67-25-4
 Lane Stadium (1965-; 53rd season) 229-87-6
On the road 209-223-14
Neutral sites 153-135-19
Televised games 231-117
Overtime games 8-6
When ranked 168-62-1
Opponent ranked 56-94-1
Both teams ranked 36-30
VT ranked higher 23-11
Opponent ranked higher 13-19

* - includes forfeit by Temple during 1986 season

	Tech	Opp.
Total points scored (Avg.)	26,571 (22)	18,663 (15)
Most Points Scored	99 (1919)	77 (1973)
Shutouts By (last)	249 (2017)	144 (1995)
Largest Margin of Victory	99 (1919)	71 (1973)
Smallest Margin of Victory	1 (2014)	1 (2004)

TECH IN OVERTIME (8-6)

Date	Opp.	Tech	Opp	Result	In
9/19/98	at Miami	27	20	W	OT
11/9/02	at Syracuse	42	50	L	3OT
11/15/03	at Temple	24	23	W	OT
1/3/12	vs. Michigan	20	23	L	OT
9/3/12	GT	20	17	W	OT
11/17/12	at BC	30	23	W	OT
12/28/12	vs. Rutgers	13	10	W	OT
9/21/13	Marshall	29	21	W	3OT
11/16/13	Maryland	24	27	L	OT
11/22/14	at WF	3	6	L	2OT
10/24/15	Duke	43	45	L	4OT
11/21/15	UNC	27	30	L	OT
11/23/18	Virginia	34	31	W	OT
10/19/19	UNC	43	41	W	6OT

LB RAYSHARD ASHBY

Athlon Second-Team All-ACC
 Phil Steele Second-Team All-ACC
 Nagurski Award Watch List
 Pro Football Focus ACC Team of the Week (9/2)
 ACC Linebacker of the Week (9/2)
 ACC Linebacker of the Week (10/7)
 ACC Linebacker of the Week (10/21)
 ACC Linebacker of the Week (11/4)
 PFF National Defense of the Week (11/24)
 ACC Linebacker of the Week (11/25)
 PFF College ACC Team of the Week (11/25/19)
 PFF College ACC Team of the Year (12/2/19)
 TD Club of Richmond LB of the Year (12/16/19)

P OSCAR BRADBURN

Athlon Second-Team All-ACC
 Phil Steele Third-Team All-ACC
 Ray Guy Award Watch List
 Ray Guy Great 8 (9/10/19)
 Ray Guy Great 8 (10/5/19)
 ACC Specialist of the Week (11/11/19)

OL AUSTIN CANNON

PFF College ACC Team of the Week (10/14/19)

DB CHAMARRI CONNER

PFF College ACC Team of the Week (10/8/19)

DL DASHAWN CRAWFORD

PFF College ACC Team of the Week (11/11/19)
 ACC Defensive Lineman of the Week (11/11/19)
 PFF College ACC Team of the Week (11/18/19)

OL CHRISTIAN DARRISAW

Athlon Second-Team All-ACC
 Phil Steele Third-Team All-ACC
 PFF College ACC Team of the Week (10/14/19)
 PFF College ACC Team of the Week (11/11/19)
 PFF College National Team of the Week (11/18/19)

S DIVINE DEABLO

ACC DB of the Week (11/4/19)
 PFF College ACC Team of the Week (11/25/19)

OL SILAS DZANSI

Athlon Fourth-Team All-ACC
CB CALEB FARLEY
 PFF College ACC Team of the Week (10/8/19)

ESPN.com All-ACC Midseason Team
 PFF College ACC Team of the Week (11/11/19)
 PFF College ACC Team of the Week (11/18/19)
 PFF College National Team of the Week (11/18/19)
 PFF College ACC Team of the Week (11/25/19)

PFF College ACC Team of the Year (12/2/19)
 TD Club of Richmond LB of the Year (12/16/19)

DB REGGIE FLOYD

Athlon Fourth-Team All-ACC
 Phil Steele Second-Team All-ACC
 Reese's Senior Bowl Watch List
 PFF College ACC Team of the Week (11/11/19)

DE TYJUAN GARBUTT

PFF College ACC Team of the Week (11/11/19)

WR DAMON HAZELTON

Phil Steele First-Team All-ACC
 Athlon Second-Team All-ACC
 Biletnikoff Award Watch List

DL JARROD HEWITT

Phil Steele Fourth-Team All-ACC

LB DAX HOLLIFIELD

Athlon Third-Team All-ACC
 Phil Steele Second-Team All-ACC

OL BRYAN HUDSON

Freshman All-American Second Team The Athletic
 PFF All-Freshman Second Team

TE DALTON KEENE

Athlon Second-Team All-ACC
 Phil Steele Second-Team All-ACC
 Mackey Award Watch List
 John Mackey Tight End of the Week (10/8/19)
 PFF College ACC Team of the Week (10/8/19)

PFF College ACC Team of the Week (10/14/19)

RB DESHAWN MCCLEAVE

PFF College ACC Team of the Week (10/14/19)

TE JAMES MITCHELL

PFF College ACC Team of the Week (11/11/19)
 PFF College ACC Team of the Week (11/18/19)

OL DOUG NESTER

PFF College All-Freshman Honorable Mention

QB QUINCY PATTERSON

PFF College ACC Team of the Week (10/21/19)

DT NORELL POLLARD

PFF College All-Freshman Second Team

PR TAYVION ROBINSON

PFF College All-Freshman First Team

OL LUKE TENUTA

PFF College ACC Team of the Week (10/21/19)

CB JERMAINE WALLER

PFF College ACC Team of the Week (10/8/19)

PFF College ACC Team of the Year (12/2/19)

QB RYAN WILLIS

Athlon Fourth-Team All-ACC
 Phil Steele Third-Team All-ACC
 Maxwell Award Watch List
 Unitas Golden Arm Award Watch List

HOKIES ON CURRENT NFL ROSTERS

(as of Jan. 26, 2019)


76	T Duane Brown	Seattle
36	S Chuck Clark	Baltimore
49	LB Tremaine Edmonds	Buffalo
33	RB Trey Edmonds	Pittsburgh
34	S Terrell Edmonds	Pittsburgh
28	CB Brandon Facyson	L.A. Chargers
84	WR Isaiah Ford	Miami
29	CB Kendall Fuller	Kansas City
23	CB Kyle Fuller	Chicago
73	T Yosuah Nijman	Green Bay
97	DT Tim Settle	Washington
4	K Joey Slye	Carolina
37	CB Greg Stroman	Washington
5	QB Tyrod Taylor	L.A. Chargers
77	G Wyatt Teller	Cleveland
82	TE Logan Thomas	Detroit

HOKIES ON CURRENT XFL ROSTERS

(as of Jan. 26, 2019)

58	LS Colton Taylor	Houston Roughnecks
14	WR Cam Phillips	Houston Roughnecks
97	DT Ricky Walker	Tampa Bay Vipers

NO.1 OVERALL PICKS



MICHAEL VICK

#1 Overall Pick – 2001 NFL Draft

- Four-time Pro Bowl selection
- 143 regular season NFL games (115 starts)
- Most career rushing yards by a QB in NFL history (6,109)
- #7 jersey retired by Virginia Tech

BRUCE SMITH

#1 Overall Pick – 1985 NFL Draft

- Pro Football Hall of Fame – Class of 2009
- NFL's all-time sack leader – 200.0 career
- #78 retired by both Virginia Tech & Buffalo Bills
- Four Super Bowls, 11 Pro Bowls and 9-time All-Pro selection
- Two-time AP NFL Defensive Player of the Year

Hokies in the NFL

NFL DRAFT HISTORY

Tremaine (left) and Terrell Edmonds (right) made history in the 2018 NFL Draft by becoming the only pair of brothers to ever be selected in the first round of the same NFL Draft. Tremaine was the 16th overall selection by Buffalo, while Terrell was introduced by Ryan Shazier as the 28th overall pick by Pittsburgh. Eldest brother, Trey, is a running back for the Pittsburgh Steelers. Draft photos courtesy of the NFL. CB Kendall Fuller (D3-16) entered the NFL with Washington and helped seal a victory in Super Bowl LIV with an INT in the fourth quarter. His older brother Kyle Fuller (D1-14) made his second Pro Bowl with Chicago.



FOOTBALL IS FAMILY

Tech's all-time leader scorer (K Joey Slye) and all-time leading receiver (WR Cam Phillips) connected with G Wyatt Teller and the youngest player in NFL history to record an INT (LB Tremaine Edmonds) during the preseason.



POSITION NOTES

QUARTERBACKS

2 HENDON HOOKER

• QB | 6-4 | 228 | R-So.
Greensboro, N.C. (Dudley)

- Won his first six games as VT's starter in 2019.
- Set the program record with 124 consecutive pass attempts without an interception to begin a career.
- Registered 110 passing yards and 2 TDs in the Belk Bowl vs. Kentucky (12/31). Also ran the ball 12 times for 50 yards.
- Threw for a career best 311 yards and one touchdown at Virginia (11/29). Also ran the ball 21 times, a career high for 44 yards and a 34-yard touchdown.
- Improved to 6-0 as VT's starter throwing for 153 yards and two touchdowns vs. Pitt (11/23).
- Threw for 159 yards and one touchdown and also ran for two scores at Georgia Tech (11/16).
- Returned to the field and led the Hokies to a 36-17 victory over No. 22 Wake Forest (11/9).
- Registered 242 yards through the air and also had 69 yards on the ground and one score.
- Did not play at Notre Dame (11/2) after suffering a knee injury vs. UNC (10/19).
- Completed eight passes on 12 attempts for 127 yards and a touchdown before exiting the game due to injury vs. North Carolina (10/19).
- Completed 16 of 27 passes for 261 yards and three touchdowns vs. Rhode Island (10/12). Also ran for 43 yards.
- Made his first career start at Miami (10/5) and threw for 184 yards and three touchdowns, and ran for 76 yards and one touchdown.
- Completed his first career pass on two attempts for eight yards vs. Duke (9/78).
- Rushed three times vs. Old Dominion (9/7).
- Played in six games in 2018.
- Tallied two carries at Duke (9/29/18).
- Had a 69-yard TD run, his first score as a Hokie, vs. William & Mary (9/8/18).
- Redshirted in 2017.
- Passed for 6,027 yards and 55 touchdowns and rushed for 2,975 yards with 48 touchdowns at Dudley HS.
- Two-time Associated Press All-State team.
- All-State Player of the Year by NC Preps.
- Two-time state champion.
- Finished his career as Dudley's all-time leading passer.

PASSING STATS

YEAR	GP/GS	EFFIC.	CMP	ATT	PCT.	YDS	TD	LNG	INT
2018	6/0	0	0	0	0	0	0	0	0
2019	11/8	165.75	99	162	61.1	1555	13	71	2
TOTALS	17/8	165.75	99	162	61.1	1555	13	71	2

RUSHING STATS

YEAR	ATT	YDS	YPC	LNG	TD
2018	4	57	14.3	69	1
2019	123	356	2.9	34	5
TOTALS	127	413	3.3	69	6

CAREER HIGHS

Completions	16 vs. Rhode Island, 10/12/19
Attempts	30 at Virginia, 11/29/19
Passing TDs	3, 2x; last vs. Rhode Island, 10/12/19
Passing Yards	311 at Virginia, 11/29/19
Long Completion	71 vs. Pitt, 11/23/19
Rushing Attempts	21 at Virginia, 11/29/19
Rushing Yards	76 at Miami, 10/5/19
Rushing TDs	2 at Georgia Tech (11/16)
Long Run	69 vs. William & Mary, 9/8/18

4 QUINCY PATTERSON II

• QB | 6-4 | 245 | R-Fr.
Chicago, Ill. (Solorio Academy)

- Completed two passes for 64 yards at Georgia Tech (11/16) and also ran the ball nine times for 40 yards and a two-yard touchdown.
- Earned his first career start at Notre Dame (11/2).
- Passed for 139 yards with a 50-yard long and one score against the Irish and also ran for 77 yards.
- Rushed 21 times for 122 yards with a 53-yard touchdown vs. North Carolina (10/19). Also completed three passes for 54 yards including an 18-yard touchdown to WR Damon Hazelton.
- Saw his first game action of the 2019 season vs. Duke (9/27) carrying the ball once.
- Saw action in three games in 2018.
- Registered five carries and completed a nine-yard pass at Pitt (11/10/18).
- Had two carries for 10 yards vs. Boston College (11/3/18).
- Rushed for 11 yards on two carries in his first career appearance at North Carolina (10/13/18).
- Quarterback MVP at Nike's The Opening Regional.
- Earned an invitation to participate in Elite 11, the nation's premier quarterback competition, in Beaverton, Oregon.
- Winner of the 2018 Watkins Award, given to the nation's top African-American high school senior male student-athlete.
- Selected to play in the 2018 Blue-Grey All-American Bowl and International Bowl IX.
- Majoring in general engineering.

PASSING STATS

YEAR	GP/GS	EFFIC.	CMP	ATT	PCT.	YDS	TD	LNG	INT
2018	3/0	35.12	1	5	20.0	9	0	9	0
2019	7/1	108.62	14	37	37.8	257	2	64	1
TOTALS	10/1	99.87	15	42	35.7	266	2	64	1

RUSHING STATS

YEAR	ATT	YDS	YPC	LNG	TD
2018	9	25	2.8	7	0
2019	50	241	4.8	53	2
TOTALS	59	266	4.5	53	2

CAREER HIGHS

Completions	9 at Notre Dame, 11/2/19
Attempts	28 at Notre Dame, 11/2/19
Passing TDs	1 (2x) last at ND, 11/2/19
Passing Yards	139 at Notre Dame, 11/2/19
Rushing Attempts	21 vs. North Carolina, 10/19/19
Rushing Yards	122 vs. North Carolina, 10/19/19
Rushing TDs	1 (2x) last at Georgia Tech, 11/16/19
Long Run	53 vs. North Carolina, 10/19/19

RUNNING BACKS

35 KESHAWN KING

• RB | 5-11 | 182 | Fr.
Orange Park, Fla. (Oakleaf)

- Recorded 25 yards on the ground on seven carries in the Belk Bowl vs. Kentucky (12/31). Also caught a pass for five yards and returned a kick for 21 yards.
- Had three carries for 11 yards at Virginia (11/29).
- Registered two kickoff returns for 62 yards which included a career-best 43-yard return.
- Rushed the ball three times for no yards vs. Pitt (11/23).
- Had seven rushes for 29 yards and a two-yard touchdown at Georgia Tech (11/16). Also had two receptions for 82 yards, including a career-long 64-yard reception.
- Had seven carries for 35 yards against Wake Forest (11/9). Also had one reception for eight yards and returned two kickoffs.
- Hauled in a career-long 40-yard reception vs. Rhode Island (10/12) and rushed six times for 30 yards.
- Ran 12 times for 19 yards at Miami (10/5) and registered a 28-yard kickoff return.
- Rushed for 16 yards vs. Duke (9/27).
- Rushed a career-high 12 times for a career-high 119 yards, including a 54-yard run, the longest of his career vs. Furman. Also caught two passes for 16 yards (9/14).
- Scored his first career rushing touchdown and ran for 23 yards vs. Old Dominion (9/7).
- Played in his first career game, rushing 10 times for 33 yards and making one reception for three yards at Boston College (8/31).
- A four-star recruit according to 247 Sports' composite ranking.
- Ran for nearly 4,800 yards in three seasons at Oakleaf.
- Posted 2,017 rushing yards and 31 total touchdowns as a senior.

CAREER STATS

YEAR	GP/GS	ATT	YDS	YPC	LNG	TD	REC	YDS	YPC	TD
2019	11/1	79	340	4.3	54	2	8	154	19.3	0

CAREER HIGHS

Rushes	12, 2x; last at Miami, 10/5/19
Rushing Yards	119 vs. Furman, 9/14/19
Rushing TDs	1 (2x) last at Georgia Tech, 11/16/19
Long Rush	54 vs. Furman, 9/14/19
Receptions	2 (2x) last at Georgia Tech, 11/16/19
Receiving Yards	82 at Georgia Tech, 11/16/19
Long Reception	64 at Georgia Tech, 11/16/19
Kickoff Return Yards	62 at Virginia, 11/29/19
Long Kickoff Return	43 at Virginia, 11/29/19

13 JALEN HOLSTON

• RB | 5-11 | 218 | Jr.
Stockbridge, Ga. (Stockbridge)

- Missed the last 12 games after suffering an injury at Boston College (8/31).
- Posted 40 rushing yards on 10 carries vs. Cincinnati (12/31/18).
- Had four carries for 54 yards and a career-long 40-yard rushing touchdown vs. Marshall (12/1/18).
- Carried the ball six times for 33 yards vs. Miami (11/17/18).
- Registered 41 rushing yards on eight carries at Pitt (11/10/18).
- Had five carries for 29 yards with a one-yard TD run vs. Georgia Tech (10/25/18).

- Ran 10 times for 47 yards vs. William & Mary (9/8/18).
- Played in 12 games with one start in 2017.
- Registered 70 carries for 226 yards and three touchdowns.

CAREER STATS

YEAR	GP/GS	ATT	YDS	YPC	LNG	TD	REC	YDS	YPC	TD
2017	12/1	70	226	3.2	14	3	1	-1	-1.0	0
2018	12/1	57	281	4.9	40	2	4	21	2.3	0
2019	1/0	6	19	3.2	10	0	0	0	0.0	0
TOTALS	25/2	133	526	4.0	40	5	5	20	4.0	0

CAREER HIGHS

Rushes	12 vs. Pitt, 11/18/17
Rushing Yards	54 vs. Marshall, 12/1/18
Rushing TDs	1, 5x; last vs. Marshall, 12/1/18
Long Rush	40 vs. Marshall, 12/1/18
Receptions	1, 5x; last vs. Cincinnati, 12/31/18
Receiving Yards	14 vs. Cincinnati, 12/31/18

24 TERIUS WHEATLEY

• RB | 6-0 | 190 | R-So.
Ann Arbor, Mich. (Pioneer/Fork Union)

- Had a career-long 50-yard reception against Wake Forest (11/9).
- Returned two kicks for 34 yards against the Deacons.
- Had one kick return for 21 yards vs. UNC (10/19).
- Registered a career-long 71-yard KO return vs. ODU (9/7).
- Returned four kickoffs for 122 yards including a career long 50-yard return vs. Cincinnati (12/31/18).
- Lined up in the slot to start the game vs. Miami (11/17/18).
- Posted six carries for 33 yards in his first career start at Pitt (11/10/18).
- Rushed for 58 yards on seven carries and scored his first career TD vs. William & Mary (9/8/18).
- Had two carries for 22 yards in his first career game at Florida State (9/3/18).
- Son of Tyrone Wheatley, a former running back at Michigan and 10-year NFL veteran who currently serves as head coach at Morgan State.

CAREER STATS

YEAR	GP/GS	ATT	YDS	YPC	LNG	TD	REC	YDS	YPC	TD
2018	10/2	21	126	6.0	18	1	0	0	0.0	0
2019	8/0	0	0	0	0	0	1	50	50.0	0
TOTALS	18/2	21	126	6.0	18	1	1	50	50.0	0

CAREER HIGHS

Rushes	7 vs. William & Mary, 9/8/18
Rushing Yards	58 vs. William & Mary, 9/8/18
Rushing TDs	1 vs. William & Mary, 9/8/18
Long KO Return	71 vs. Old Dominion, 9/7/19
Receptions	1 vs. Wake Forest, 11/9/19
Receiving Yards	50 vs. Wake Forest, 11/9/19

30 CALEB STEWARD

• RB | 5-11 | 210 | rFr.
Jacksonville, Fla. (Ed White)

- Had four carries for 17 yards vs. Pitt (11/23).
- Rushed for a career-high 25 yards vs. Duke (9/27).
- Had his first collegiate carry vs. ODU (9/7).
- Redshirted in 2018.
- Rushed for 805 yards and seven touchdowns in 2017 and was an All-Gateway Conference and a Florida Times-Union Super 24 team selection.

CAREER STATS

YEAR	GP/GS	ATT	YDS	YPC	LNG	TD	REC	YDS	YPC	TD
2018	0	0	0	0	0	0	0	0	0	0
2019	5/0	19	85	4.5	18	0	0	0	0	0

CAREER HIGHS

Rushes	7, vs. Duke, 9/27/19
Rushing Yards	40, at Georgia Tech, 11/16/19
Rushing TDs	-
Long Rush	7, vs. Duke, 9/27/19
Receptions	-
Receiving Yards	-

WIDE RECEIVERS

11 TRÉ TURNER

• WR | 6-2 | 190 | So.
Greensboro, N.C. (Northwest Guilford)

- Caught two passes for 13 yards and had an 11-yard carry in the Belk Bowl vs. Kentucky (12/31).
- Registered a 61-yard touchdown reception at Virginia (11/29). Finished the game with seven catches for a career-best 134 yards and three carries for 25 yards.
- Had three receptions for 30 yards and a three-yard touchdown and also ran the ball four times for 18 yards vs. Pitt (11/23).
- Caught one pass for 39 yards at Georgia Tech (11/16) and had two rushes for 46 yards.
- Caught two passes for 30 yards against Wake Forest (11/9).
- Ran the ball four times for a career best 73 yards against the Deacons.
- Had two receptions for 58 yards at Notre Dame (11/2).
- Made five receptions for a career-high 106 yards including a 55-yard touchdown, the longest of his career, vs. North Carolina (10/19).
- Did not play due to injury at Miami (10/5) and vs. Rhode Island (10/12).
- Caught four passes for 29 yards and a touchdown vs. Furman (9/14), also rushed five times for 68 yards and a touchdown.
- Had three catches for 60 yards including a 32-yard reception vs. Old Dominion (9/7).
- Caught a career-high five passes for 49 yards at Boston College (8/31).
- Finished third on the squad with 535 receiving yards and four TD catches in 2018.
- Led the Hokies with 99 receiving yards on three receptions to go along with 45-yard TD catch vs. Marshall (12/1/18).
- Racked up 112 yards of total offense (43 rushing, 69 receiving), caught a seven-yard TD and blocked a punt that was recovered for a TD vs. Virginia (11/23).
- Caught four passes for 80 yards and registered his first career rushing TD on a 20-yard run vs. Miami (11/17/18).
- Caught a 14-yard TD pass vs. Boston College (11/3/18).
- Had 62 receiving yards on two catches including a 46-yard TD grab, the first of his career, vs. Georgia Tech (10/25/18).
- Caught his first pass, a 26-yard reception, at Florida State (9/3/18).
- Missed the second half of his high school season due to a shoulder injury.
- Also played basketball at Northwest Guilford and was the 2016 HSXTRA Player of the Year.
- Brother, P.J. Hairston, played basketball at North Carolina and was a first-round draft pick of the Charlotte Hornets.

CAREER 100-YARD GAMES

NO.	YDS	YPC	TDS	OPP
5	106	21.2	1	vs. UNC (10/19/19)
7	134	19.1	1	at Virginia (11/29/19)

CAREER STATS

YEAR	GP/GS	REC	YDS	YPC	LNG	TD
2018	12/5	26	535	20.6	46	4
2019	11/11	34	553	16.3	61	4
TOTALS	23/16	60	1088	18.1	61	8

CAREER HIGHS

Receptions	7 at Virginia, 11/29/19
Receiving Yards	134 at Virginia, 11/29/19
Receiving TDs	1, 8x; last at Virginia, 11/29/19
Long Reception	61 at Virginia, 11/29/19
Rushing Yards	73 vs. Wake Forest, 11/11/19
Long Rush	57 vs. at Georgia Tech, 11/16/19

83 TAYVION ROBINSON

• WR | 5-10 | 186 | Fr.
Virginia Beach, Va. (Cox)

- Had two receptions in the Belk Bowl vs. Kentucky (12/31) for 18 yards. Also carried the ball once for five yards and registered an 11-yard punt return.
- Caught three passes for 45 yards and returned three punts for 62 yards at Virginia (11/29). Registered a career-best 35-yard punt return.
- Had one rush for 32 yards and two receptions including a career-best 71-yarder vs. Pitt (11/23).
- Had one rush for a career-long 49 yards at Georgia Tech (11/16). Returned three punts for 34 yards in the game.
- Returned the first two punts of his career for a total of 44 yards vs. Wake Forest (11/9), including a 33-yarder, the team's longest of the season.
- Also had one rush for seven yards vs the Deacons.
- Made one catch for 22 yards vs. North Carolina (10/19).
- Had four receptions for 48 yards vs. Rhode Island (10/12).
- Made one catch for seven yards at Miami (10/5).
- Had four catches for 25 yards vs. Duke (9/27).
- Had four catches for 31 yards vs. Furman, also had a 21-yard rush (9/14).
- Had a career-long 32-yard reception vs. Old Dominion. (9/7) and rushed for the first time in his career, finished the game with four catches for 62 yards
- Played and started his first career game at Boston College (8/31), catching six passes for 72 yards and a touchdown.
- A four-star recruit according to 247 Sports' composite ranking.
- Earned first-team All-Tidewater accolades in both football and basketball as a junior.
- Racked up 1,635 total yards as a junior with 21 touchdowns at quarterback, running back and wide receiver.

CAREER STATS

YEAR	GP/GS	REC	YDS	YPC	LNG	TD
2019	11/5	29	386	13.3	71	1

CAREER HIGHS

Receptions 6 vs. Boston College, 8/31/19
Receiving Yards 74 vs. Pitt, 11/23/19
Receiving TDs 1 vs. Boston College, 8/31/19
Long Reception 71 vs. Pitt, 11/23/19
Rushing Yards 49 at Georgia Tech, 11/16/19
Long Rush 49 at Georgia Tech, 11/16/19
Punt Returns 4 vs. Pitt, 11/23/19
Punt Return Yards 62 at Virginia, 11/29/19
Long Punt Return 35 at Virginia, 11/29/19

8 PHIL PATTERSON

• WR | 6-2 | 195 | R-Jr.

Virginia Beach, Va. (Bayside)

- Caught one pass for nine yards vs. Duke (9/27).
- Caught three passes for 44 yards with a 13-yard touchdown vs. Old Dominion (9/7).
- Had three catches for 25 yards vs. Miami (11/17/18).
- **Caught two passes for 28 yards and hauled in his first career touchdown at Duke (9/29/18).**
- Caught seven passes for 59 yards against Oklahoma State in the Camping World Bowl (12/28/17).

CAREER STATS

YEAR	GP/GS	REC	YDS	YPC	LNG	TD
2017	5/0	9	88	9.8	22	0
2018	11/0	12	109	9.1	18	1
2019	10/0	6	72	12.0	20	1
TOTALS	26/0	27	269	10.0	22	2

CAREER HIGHS

Receptions 6 at Georgia Tech, 11/11/17
Receiving Yards 82 at Georgia Tech, 11/11/17
Receiving TDs 1, 2x; last vs. Old Dominion, 9/8/19
Long Reception 22 vs. Oklahoma State, 12/28/17

6 HEZEKIAH GRIMSLEY

• WR | 6-0 | 185 | Jr.

Williamsburg, Va. (Lafayette)

- Had one rush for three yards at Georgia Tech (11/16).
- Had two punt returns for four yards vs. Wake Forest (11/9).
- Made two receptions for 18 yards at Notre Dame (11/2).
- Caught one pass for nine yards vs. Duke (9/27).
- **Caught two passes for 45 yards with a nine-yard TD vs. Old Dominion (9/7).**
- **Had a career-long TD reception of 55 yards, totaled four catches for a career high 98 yards at Boston College (8/31).**
- His 31 catches ranked third on the squad in 2018.
- Caught two passes for 64 yards with a 46-yard TD catch vs. Marshall (12/1/18).
- Returned vs. Virginia (11/23/18) and recovered a fumble by RB Steven Peoples in the end zone for a touchdown, the first of his career, that tied up the game in the fourth quarter.
- DNP vs. Miami (11/17/18) due to injury.
- Led the team with six receptions for 53 yards vs. Boston College (11/3/18).
- Talled two catches for 40 yards at Duke (9/29/18).
- **Caught three passes for 68 yards vs. William & Mary (9/8/18).**
- Had 63 receiving yards on five catches vs. Oklahoma State (12/28/17).

CAREER STATS

YEAR	GP/GS	REC	YDS	YPC	LNG	TD
2017	12/1	12	139	11.6	26	0
2018	11/5	31	382	12.3	46	1
2019	12/0	10	170	17.0	55	2
TOTALS	35/6	53	691	13.3	55	3

CAREER HIGHS

Receptions 6 vs. Boston College, 11/3/18
Receiving Yards 98 vs. Boston College, 8/31/19
Receiving TDs 1, 3x; last vs. Old Dominion, 9/7/19
Long Reception 55 vs. Boston College, 8/31/19

80 KALEB SMITH

• WR | 6-2 | 207 | R-Fr.

Bumpass, Va. (Louisa County)

- Caught one pass for five yards vs. North Carolina (10/19).
- Made two receptions for 22 yards vs. Furman (9/14).
- Made his first career start vs. Old Dominion (9/7).
- Played in his first career game at Boston College (8/31), catching four passes for 62 yards and an 11-yard touchdown.
- Came to Tech as a walk-on, earned a scholarship during 2019 fall camp.
- Redshirted in 2018.
- Earned all-district honors twice and was an all-region selection as a defensive back in his high school career.
- Did not play his senior year due to an injury.
- Scored seven touchdowns and caught 22 passes for 208 yards to go along with 117 tackles, eight tackles for loss, and three interceptions as a junior.
- Mother, Kimberly, played basketball at Richmond and father, James, played football at Richmond.
- Father was drafted by the Houston Oilers.

CAREER STATS

YEAR	GP/GS	REC	YDS	YPC	LNG	TD
2019	10/5	9	121	13.4	25	1

CAREER HIGHS

Receptions 4 vs. Boston College, 8/31/19
Receiving Yards 62 vs. Boston College, 8/31/19
Receiving TDs 1 vs. Boston College, 8/31/19
Long Reception 25 vs. Boston College, 8/31/19

16 DARRYLE SIMMONS

• WR | 6-2 | 212 | r-Fr.

Philadelphia, Pa. (St. Joe's Prep)

- Made his first career reception vs. Rhode Island (10/12).
- Redshirted in 2018.
- Saw the field vs. William & Mary (9/8) and vs. Marshall (12/1).
- Earned All-Eastern Pennsylvania honors and helped lead St. Joseph's to the 6A state title in 2016.
- Participated in Nike's The Opening New York regional showcase in 2016.
- Major in property management.

CAREER STATS

YEAR	GP/GS	REC	YDS	YPC	LNG	TD
2018	2/0	0	0	0	0	0
2019	5/0	1	0	0	0	0
TOTALS	7/0	1	0	0	0	0

TIGHT ENDS

82 JAMES MITCHELL

• TE | 6-3 | 252 | So.

Big Stone Gap, Va. (Union)

- Caught three passes for 36 yards in the Belk Bowl vs. Kentucky (12/31).
- **Wore Coach Beamer's number 25 jersey vs. Pitt (11/23) and scored a one-yard rushing touchdown.**
- Had a career day at Georgia Tech (11/16) with four receptions for 90 yards. He secured his second receiving touchdown of the season.
- Scored the third rushing TD of his career on a one-yard rush vs. Wake Forest (11/9).
- Caught two passes for 23 yards vs. North Carolina (10/19).
- Made one reception for 27 yards vs. Rhode Island (10/12).
- Had a career-high three catches for 75 yards, including a career-long 67-yard catch at Miami (10/5). Also ran for a one-yard touchdown.
- Made two catches for 10 yards vs. Furman (9/14). Also ran for a three-yard touchdown.
- Had a 20-yard reception vs. Old Dominion (9/7).
- Made first career reception and TD reception at Boston College (8/31), finished with two catches for 22 yards and an 11-yard TD.
- Played in all 13 games in 2018, primarily on special teams.
- Started his first game at tight end vs. Marshall (12/1/18).
- 2017 VHSL 2A Offensive Player of the Year.
- Four-time all-state tight end and a USA Today All-Virginia First-Team selection.
- Two-time first-team all-conference pick as a basketball player.
- Mother, Marcia, played basketball at Brown.
- One of the program's three representatives on Virginia Tech's Student-Athlete Advisory Committee.

CAREER STATS

YEAR	GP/GS	REC	YDS	YPC	LNG	TD
2018	13/1	0	0	0.0	0	0
2019	13/8	21	361	17.2	67	2
TOTALS	26/9	21	361	17.2	67	2

CAREER HIGHS

Receptions 4 at Georgia Tech (11/16/19)
Receiving Yards 90 at Georgia Tech (11/16/19)
Receiving TDs 1(2x) last at Georgia Tech (11/16)
Long Reception 67 at Miami, (10/5/19)
Rushing TDs 1 (4x) last vs. Pitt (11/23)

86 NICK GALLO

• TE | 6-4 | 242 | Fr.

Richboro, Pa. (Council Rock South)

- Registered the first start of his career at Virginia (11/29).
- **Played in first career game at Boston College (8/31).**
- A three-star recruit according to 247 Sports' composite ranking.
- Guided Council Rock South to a winning season and a first-round 6A playoff appearance.
- **Younger brother of former Tech OL Eric Gallo (2014-17).**
- Brother PJ played tight end at Maryland.

CAREER STATS

YEAR	GP/GS	REC	YDS	YPC	LNG	TD
2019	11/1	0	0	0.0	0	0

OFFENSIVE LINE

77 CHRISTIAN DARRISAW

• OL | 6-5 | 311 | So.

Upper Marlboro, Md. (Riverdale Baptist/Fork Union)

•Honorable Mention All-ACC in 2019.

•Started all 13 games at LT in 2019.

•247 Sports Freshman All-American

•Pro Football Focus National Team of the Week - Week 13

•ESPN Freshman Midseason All-American

•Returned to start his third game at left tackle at Duke (9/29/18).

•DNP at Old Dominion (9/22/18) due to injury.

•Started in his first collegiate game at left tackle at Florida State (9/3/18).

•Played for head coach John Shuman in 2017 at Fork Union Military Academy.

•Senior season at Riverdale Baptist earned him a spot on Team Baltimore in the 2016 Maryland Crab Bowl All-Star Game.

•Born in Petersburg, Virginia.

CAREER STATS

YEAR	GP/GS
2018	12/12
2019	13/13
TOTALS	25/25

54 LECITUS SMITH

• OL | 6-3 | 316 | R-So.

Fitzgerald, Ga. (Fitzgerald)

•Honorable Mention All-ACC in 2019.

•Started the first six games at LG in 2019. Returned to the starting lineup at Notre Dame (11/2).

•Started vs. Georgia Tech (10/25/18), vs. Boston College (11/3/18) and vs. Cincinnati (12/31/18).

•Registered his first career start at left guard at North Carolina (10/13/18).

•Saw extended time at left guard vs. Notre Dame (10/6/18).

•Redshirted as a true freshman in 2017.

•Came to Blacksburg as a tight end.

•2015 2A first-team all-state by the Atlanta Journal-Constitution.

CAREER STATS

YEAR	GP/GS
2018	11/4
2019	12/12
TOTALS	23/16

60 SILAS DZANSI

• OL | 6-5 | 321 | R-So.

Woodbridge, Va. (C.D. Hylton/Fork Union)

•Missed the last four games due to injury.

•Started eight games at RT in 2019.

•Made his first career start at LT at ODU (9/22/18).

•Made first appearance of the 2018 season vs. William & Mary (9/8).

•Spent the 2016 season at Fork Union Military Academy playing for head coach John Shuman.

CAREER STATS

YEAR	GP/GS
2018	10/4
2019	8/8
TOTALS	18/12

75 ZACHARIAH HOYT

• OL | 6-5 | 305 | R-Jr.

Salem, Va. (Salem)

•Saw reserve action at center vs. Wake Forest (11/9).

•Started in the season opener at Boston College (8/31) before suffering an injury in that contest.

•Started seven games at center in 2018.

•Started at left guard at Old Dominion (9/22/18).

•Made his first career start at Florida State (9/3/18).

•Saw playing time in three games in 2017.

•Played at East Carolina (9/16/17), vs. Old Dominion (9/23/17) and vs. North Carolina (10/21/17).

•Has owned two 1993 Subaru Imprezas.

•Majoring in accounting.

CAREER STATS

YEAR	GP/GS
2017	3/0
2018	12/9
2019	4/1
TOTALS	19/10

52 AUSTIN CANNON

• OL | 6-2 | 323 | R-Jr.

Mechanicsville, Va. (Atlee/Fork Union)

•Made his first career start vs. North Carolina (10/19).

•Played at Boston College (8/31) and at Miami (10/5).

•Came to Tech as a walk-on but earned in a scholarship during 2019 fall camp.

•Played in 12 games in 2018, primarily on special teams.

•Played in three games in 2017.

•Redshirted in 2016.

•Majoring in history.

CAREER STATS

YEAR	GP/GS
2017	3/0
2018	12/0
2019	12/2
TOTALS	27/2

69 LUKE TENUTA

• OL | 6-7 | 315 | R-Fr.

Crozet, Va. (Western Albemarle)

•Earned the first start of his career at RT vs Wake Forest (11/9).

•Blocked a field goal in the fifth OT vs. UNC (10/19).

•Wears No. 95 as a tackle eligible in part of Tech's jumbo package and wears No. 69 in regular situations.

•Played in first career game at Boston College (8/31).

•Redshirted in 2018.

•2017 VHSL Class 3A all-state pick.

•Racked up 52.5 tackles and 11 tackles for loss at defensive end.

•All-conference, all-district and all-region selection on the offensive line.

•Father, Jon Tenuta, played football at UVA and is currently coaching safeties at Cincinnati.

•Father has also been a defensive coordinator at multiple programs including Kansas State, Ohio State, North Carolina, Georgia Tech, Notre Dame and Virginia.

CAREER STATS

YEAR	GP/GS
2019	13/5

61 BRYAN HUDSON

• OL | 6-4 | 315 | Fr.

Georgetown, Ky. (Western Albemarle)

•2019 Freshman All-American Second Team by The Athletic.

•Made his first career start at center vs. Furman (9/14) and also started vs. Duke (9/27), Miami (10/5), Rhode Island (10/12) and North Carolina (10/19).

•Played in his first career game vs. Old Dominion (9/7).

•A four-star recruit according to 247 Sports' composite ranking.

•Anchored an offensive line that lead Scott County to back-to-back 11-win seasons

•Was a three-time shot put and a two-time discus state champion.

CAREER STATS

YEAR	GP/GS
2019	11/10

71 T.J. JACKSON

• OL | 6-6 | 359 | R-Jr.

Cumberland, Va. (Cumberland)

•Started in the season opener at Boston College (8/31).

•Saw action in 11 games in 2018, primarily on special teams.

•Played in two games in 2017.

•Redshirted in 2016.

•Is a talented musician who can play multiple instruments and was a member of the Virginia Tech Percussion music ensemble.

CAREER STATS

YEAR	GP/GS
2017	2/0
2018	11/0
2019	10/2
TOTALS	23/2

74 DOUG NESTER

• OL | 6-6 | 315 | Fr.

Huntington, W.Va. (Spring Valley)

•Played and started his first career game vs. Old Dominion (9/7).

•Played for head coach Brad Dingess at Spring Valley High School in Huntington, W.Va.

•A four-star recruit according to 247 Sports' composite ranking.

•Three-time all-state selection

•Also played basketball and threw shot put and discus in track and field.

CAREER STATS

YEAR	GP/GS
2019	11/10

DEFENSIVE LINE

5 JARROD HEWITT

• DL | 6-1 | 288 | R-Jr.

Venice, Fla. (Venice)

•Honorable Mention All-ACC in 2019.

•Had 1.0 TFL and made five solo stops in the Belk Bowl vs. Kentucky (12/31).

•Made two stops at Virginia (11/29) and registered 0.5 tackles for loss.

- Had the first pass breakup of his career vs. Pitt (11/23).
- Had 0.5 sacks and three total tackles at Georgia Tech (11/16).
- Registered two total tackles (one solo) vs. Wake Forest (11/9). Also had 0.5 sacks.
- Made two solo stops at Notre Dame (11/2).
- Had five tackles, a career-high 3.0 TFLs and a career-high 2.5 sacks vs. North Carolina (10/19).
- Credited with a quarterback hurry vs. Rhode Island (10/12).
- Made one tackle at Miami (10/5) wearing the Beamer Ball No. 25 jersey.
- Made two tackles vs. Duke (9/27).
- Made four tackles vs. Furman (9/14).
- Finished with a career-high five tackles, 1.0 TFL and a 0.5 sack for his first career sack vs. Old Dominion (9/7).
- Started and made one tackle at Boston College (8/31).
- Started seven games at DT in 2018.
- Returned vs. Miami (11/17/18) and had two tackles and 0.5 TFL.
- DNP vs. Boston College (11/4/18) and at Pitt (11/10/18) due to injury.
- Was a member of Venice High School's weightlifting team and qualified for the state tournament as a junior and senior.**

CAREER STATS

YEAR	GP/GS	UA	A	TTL	TFL-YDS	SCK-YDS	PD	QBH
2017	10/0	6	7	13	2.0-4	0.0-0	0	1
2018	11/10	8	7	13	0.5-2	0.0-0	0	1
2019	13/13	15	18	33	6.5-24	4.0-18	1	4
TOTALS	34/23	29	32	61	9.0-30	4.0-18	1	6

CAREER HIGHS

Tackles	5, 2x; last vs. North Carolina, 10/19/19
Tackles for Loss	3.0 vs. North Carolina, 10/19/19
Sacks	2.5 vs. North Carolina, 10/19/19

8 EMMANUEL BELMAR

- DL | 6-2 | 245 | R-Jr.

Suwanee, Ga. (Collins Hill)

- Registered three tackles in the Belk Bowl vs. Kentucky (12/31).
- Had three stops including two solo efforts at Virginia (11/29).
- Made one stop vs. Pitt (11/23).
- Had two stops at Georgia Tech (11/16) and one quarterback hurry.
- Had two solo tackles including a sack against Wake Forest (11/9).
- Made one tackle at Notre Dame (11/2).
- Tied his career-high with seven tackles and had 0.5 TFL vs. North Carolina (10/19).
- Made two tackles and had three quarterback hurries vs. Rhode Island (10/12).
- Had a sack at Miami (10/5).
- Made five tackles vs. Duke (9/27).
- Set career highs in tackles, 7, and sacks, 1.5, and tied his career high with 1.5 TFLs vs. Furman (9/14).
- Made a career-high 1.5 TFL and five tackles vs. Old Dominion (9/7).
- Racked up five tackles vs. Cincinnati (12/31/18).
- Had three tackles, 0.5 TFL and recovered the game-sealing fumble in overtime vs. Virginia (11/23/18).**
- DNP at Pitt (11/10/18) due to injury.
- Racked up four tackles and one sack vs. Boston College (11/3/18).
- Had three tackles, a sack and a forced fumble at North Carolina (10/13/18).**
- Posted three solo tackles at Duke (9/29/18).
- Tallied two tackles at Florida State (9/3/18).

CAREER STATS

YEAR	GP/GS	UA	A	TTL	TFL-YDS	SCK-YDS	PD	QBH
2017	10/1	2	2	4	1.0-1	0.0-0	0	2
2018	12/10	15	14	24	4.0-20	2.0-15	0	5
2019	13/13	19	20	39	5.5-25	4.0-22	0	9
TOTALS	35/24	36	36	72	10.5-46	6.0-37	0	15

CAREER HIGHS

Tackles	7, 2x; last vs. North Carolina, 10/19/19
Tackles for Loss	1.5, 2x; last vs. Furman, 9/14/19
Sacks	1.5 vs. Furman, 9/14/19

45 TYJUAN GARBUTT

- DL | 6-1 | 238 | R-So.

Fredericksburg, Va. (Riverbend)

- Had 0.5 sacks and two total tackles in the Belk Bowl vs. Kentucky (12/31).
- Made one tackle at Virginia (11/29).
- Was in on four tackles vs. Pitt (11/23).
- Had four total tackles at Notre Dame (11/2). Recorded two solo stops, 1.0 TFL and three QB hurries.
- Made four tackles vs. North Carolina (10/19).
- Made four tackles vs. Rhode Island (10/12).
- Made one tackle at Miami (10/5).
- Returned from injury to start at left defensive end vs. Duke (9/27) and set a new career-high with seven tackles, and had 1.5 TFL.
- Started at DE at Boston College (8/31) but left the game due to a shoulder injury.
- Had six tackles vs. Cincinnati (12/31/18).
- Racked up four tackles and a fumble recovery vs. Marshall (12/1/18).
- Tallied four tackles and 1.0 TFL vs. Miami (11/17/18).
- Had 3.0 TFL in his first career start at Pitt (11/10/18).**
- Posted two tackles and 0.5 TFL vs. Notre Dame (10/6/18).
- Had two tackles and 1.0 TFL at Duke (9/29/18).
- Registered his first career sack and racked up three tackles at Florida State (9/3/18).**
- Redshirted in 2017.
- Consensus four-star recruit as rated by ESPN, Scout and 247Sports.

CAREER STATS

YEAR	GP/GS	UA	A	TTL	TFL-YDS	SCK-YDS	PD	QBH
2018	13/5	18	13	31	6.5-29	1.0-8	0	2
2019	11/11	13	18	31	3.5-9	1.0-6	0	8
TOTALS	24/16	31	31	62	10.0-38	2.0-14	0	10

CAREER HIGHS

Tackles	7 vs. Duke, 9/28/19
Sacks	1.0 at Florida State, 9/3/18
Tackles for Loss	3.0 (2x) last at Notre Dame, 11/2/19

90 JAEVON BECTON

- DL | 6-4 | 255 | R-Fr.

Virginia Beach, Va. (Ocean Lakes)

- Made one stop in the Belk Bowl vs. Kentucky (12/31).
- Made one solo tackle vs. Pitt (11/23).
- Was in on three stops at Georgia Tech (11/19)
- Made two stops against Wake Forest (11/9).
- Made his first career start vs. Old Dominion (9/7).
- Played in first career game and made three tackles at Boston College (8/31).
- Redshirted in 2018.
- Earned first-team all-state and first-team All-USA accolades following his play in 2017.

CAREER STATS

YEAR	GP/GS	UA	A	TTL	TFL-YDS	SCK-YDS	PD	QBH
2019	10/1	6	6	12	0.5-2	0.0-0	0	1

CAREER HIGHS

Tackles 3 (2x) last at Georgia Tech, 11/16/19

36 DASHAWN CRAWFORD

- DL | 6-0 | 290 | Jr.

Bay Springs, Miss. (Bay Springs/Jones County JC)

- Made two tackles in the Belk Bowl vs. Kentucky (12/31).
- Registered 2.5 tackles for loss and had four total stops at Virginia (11/29). Recorded 1.0 sack for seven yards.
- Had one quarterback hurry vs. Pitt (11/23).
- Registered 1.5 sacks and three total tackles at Georgia Tech (11/16).
- ACC Defensive Lineman of the Week (11/11).
- Recorded the first interception of his career vs Wake Forest (11/9).
- Had four tackles (three solo) vs the Deacons.
- Registered two solo stops at Notre Dame (11/2).
- Did not play due to injury vs. Rhode Island (10/12) and North Carolina (10/19).
- Made one tackle at Miami (10/5).
- Set a new career high in tackles with five vs. Duke (9/27).
- Had his first career sack, three tackles and tied his career high with 1.0 TFL vs. Furman (9/14).
- Started first career game vs. Boston College, made three tackles, including one tackle for a loss (8/31).
- Had 38 tackles, 15 TFL and 2.5 sacks at Jones County in 2018.
- Racked up 243 total tackles and 16 sacks in high school.
- Was a second-team all-state selection in 2015 and 2016.
- 2A Defensive Player of the Year as a senior.

CAREER STATS

YEAR	GP/GS	UA	A	TTL	TFL-YDS	SCK-YDS	PD	QBH
2019	10/10	14	11	25	6.0-38	3.5-33	0	3

CAREER HIGHS

Tackles	5 vs. Duke, 9/28/19
Tackles for Loss	2.5, at Virginia, 11/29/19
Sacks	1.5, at Georgia Tech, 11/16/19

96 NORELL POLLARD

- DL | 6-0 | 265 | Fr.

Apopka, Fla. (Wekiva)

- Had a seven-yard fumble return for a touchdown vs. Pitt (11/23). Also made two solo stops and registered a quarterback hurry.**
- Made a solo stop at Georgia Tech (11/16).
- Had two stops against Wake Forest (11/9).
- Made one stop at Notre Dame (11/2).
- Had career-highs in tackles (5), TFLs (2.0) and sacks (2.0) vs. North Carolina (10/19).
- Made his first career start vs. Rhode Island (10/12) and had one tackle and one quarterback hurry.
- Had his first career sack and two tackles at Miami (10/5).
- Made one tackle vs. Duke (9/27).
- Made three tackles vs. Old Dominion (9/7).
- Made four tackles in first career game at Boston College (8/31).
- A three-star recruit according to 247 Sports' composite ranking.

- Registered 13.0 sacks as a junior.
- 2017 third-team all-state selection by Florida HS Football.

CAREER STATS

YEAR	GP/GS	UA	A	TTL	TFL-YDS	SCK-YDS	PD	QBH
2019	13/2	10	12	22	4.0-20	3.0-18	0	3

CAREER HIGHS

Tackles	5 vs. North Carolina, 10/19/19
Tackles For Loss	2.0 vs. North Carolina, 10/19/19
Sacks	2.0 vs. North Carolina, 10/19/19

93 MARIO KENDRICKS

• DL | 6-0 | 293 | Fr.
Kissimmee, Fla. (Osceola)

- Made one tackle vs. Pitt (11/23).
- Made one tackle at Georgia Tech (11/16).
- Was in on two tackles vs Wake Forest (11/9).
- Had one stop at Notre Dame (11/2).
- Credited with a quarterback hurry vs. North Carolina (10/19).
- Had a 0.5 sack for a loss of five yards vs. Rhode Island (10/12).
- Had a sack at Miami (10/5).
- Had a TFL for eight yards vs. Furman (9/14).
- Recorded a 0.5 sack, first of his career, 0.5 TFL and made two tackles vs. Old Dominion (9/7).
- Made two tackles including one for loss in first career game at Boston College (8/31).
- A three-star recruit according to 247 Sports' composite ranking.
- Had 16.0 sacks, an interception and averaged three tackles per game as a junior.
- Enjoys fishing in his spare time.

CAREER STATS

YEAR	GP/GS	UA	A	TTL	TFL-YDS	SCK-YDS	PD	QBH
2019	13/0	7	5	12	4.0-21	2.0-10	0	1

CAREER HIGHS

Tackles	2, 2x; last vs. Old Dominion, 9/7/19
Tackles for Loss	1.0, 3x; last at Miami, 10/5/19
Sacks	1.0 at Miami, 10/5/19

58 JOSH FUGA

• DL | 6-2 | 308 | Fr.
Woodbridge, Va. (Freedom)

- Saw his first collegiate action at Georgia Tech (11/16).
- A three-star recruit according to 247 Sports' composite ranking.
- Named first-team offensive and defensive lineman and the Defensive Player of the Year by InsideNOVA.
- Named Defensive Player of the Year and all-region by UltimateRecruit.com.

CAREER STATS

YEAR	GP/GS	UA	A	TTL	TFL-YDS	SCK-YDS	PD	QBH
2019	1/0	0	0	0	0-0	0-0	0	0

46 ELI ADAMS

• DL | 5-11 | 240 | R-Fr.
Rock Hill, S.C. (South Pointe)

- Registered a TFL for 2 yards and three total tackles in the Belk Bowl vs. Kentucky (12/31).
- Made one tackle vs. North Carolina (10/19).
- Made two tackles vs. Rhode Island (10/12).

- Had one tackle at Miami (10/5).
- Had 0.5 TFL for one yard vs. Duke (9/27).
- Made his first career start and made a career-high seven tackles vs. Furman (9/14).
- Recorded his first career TFL and made a tackle vs. Old Dominion (9/7).
- Made first two career tackles at Boston College (8/31).
- Redshirted in 2018.
- Played in three games against Boston College (11/3/18), Virginia (11/23/18) and Marshall (12/1/18).
- **Father's cousin, Jeff Burris, was an All-American safety at Notre Dame, a first-round NFL Draft pick of the Buffalo Bills who played 10 seasons in the NFL.**

CAREER STATS

YEAR	GP/GS	UA	A	TTL	TFL-YDS	SCK-YDS	PD	QBH
2018	3/0	0	0	0	0-0	0-0	0	0
2019	11/2	5	13	18	2.5-5	0.0-0	0	2
TOTALS	14/2	4	13	18	2.5-5	0.0-0	0	2

CAREER HIGHS

Tackles	7 vs. Furman, 9/14/19
Tackles for Loss	1.0, last vs. Kentucky, 12/31/19

41 JAYLEN GRIFFIN

• DL | 6-1 | 260 | R-So.
Rome, Ga. (Rome)

- Recovered a fumble in the Belk Bowl vs. Kentucky (12/31). Also registered two tackles in the game.
- Had three tackles and 0.5 tackles for loss vs. Pitt (11/23).
- Made one solo stop at Notre Dame (11/2).
- Had three tackles, 1.5 sacks and recovered a fumble at Miami (10/5).
- Made three tackles and 0.5 TFL vs. Duke (9/28).
- Made one tackle vs. Furman (9/14).
- Set career-highs in tackles (four), TFLs (1.0) and sacks (1.0) vs. Old Dominion (9/7).
- Made two tackles at Boston College (8/31).
- Played in eight games in 2018.
- Registered a tackle vs. William & Mary (9/8/18).
- Redshirted in 2017.
- First-team 5A All-State by the Georgia Sportswriters.
- Honorable Mention 5A All-State by the Atlanta Journal-Constitution.

CAREER STATS

YEAR	GP/GS	UA	A	TTL	TFL-YDS	SCK-YDS	PD	QBH
2018	8/0	0	1	1	0.0-0	0.0-0	0	0
2019	12/0	8	11	19	3.5-17	2.5-15	0	1
TOTALS	20/0	7	10	18	3.5-17	2.5-15	0	1

CAREER HIGHS

Tackles	4 vs. Old Dominion, 9/7/19
Tackles for Loss	1.5 at Miami, 10/5/19
Sacks	1.5 at Miami, 10/5/19

LINEBACKERS

23 RAYSHARD ASBHY

• LB | 5-10 | 237 | Jr.
Chesterfield, Va. (L.C. Bird)

- Second Team All-ACC in 2019.
- Was named the ACC LB of the Week five times in 2019 the most of any defensive player in the league.
- Led Tech with 120 tackles to rank first in the ACC. His 17.0 TFL are also third-most in the conference.
- Only ACC player to record 100+ tackles in 2018 and

2019.

- Recorded 14 total tackles in the Belk Bowl vs. Kentucky (12/31) with eight solo stops. He had 2.5 TFL and 0.5 sacks, and one QB hurry in the game.
- Registered seven tackles at Virginia (11/29).
- Had seven total tackles vs. Pitt (11/23) and forced a fumble that was recovered by DL Norell Pollard and returned for a touchdown.
- Made five tackles at Georgia Tech (11/16)
- Had two stops vs. Wake Forest (11/9) and was sidelined for much of the game due to injury.
- Made 13 stops at Notre Dame (11/2) including 11 solo tackles.
- Also registered 3.0 TFL and forced a fumble which led to a 98-yard fumble return TD by S Divine Deablo.
- Led the team with a career-high 18 tackles vs. North Carolina (10/19). Also 2.0 TFLs and a 0.5 sack.
- Led the team with eight tackles vs. Rhode Island (10/12).
- Had 11 tackles, 2.0 TFLs and one sack at Miami (10/5).
- Made eight tackles and 1.5 TFL vs. Duke (9/27).
- Made four tackles, had a TFL and a 0.5 sack vs. Furman (9/14).
- Made a team-high 10 tackles vs. Old Dominion (9/7).
- Led Tech with 13 tackles, 3.5 TFL and 1.0 sack at Boston College (8/31).
- 2018 All-ACC Honorable Mention
- Led the team and tied for third in the ACC with 105 total tackles in 2018.
- Tied for second on the squad with 9.5 TFL.
- Was the Hokies' top tackler in six games.
- Led Tech with 15 tackles and had 1.0 TFL and a forced fumble vs. Marshall (12/1/18).
- Had eight tackles and recovered a fumble vs. Virginia (11/23/18).
- Posted 14 tackles and 1.0 TFL vs. Miami (11/17/18).
- Racked up 11 tackles and had his first career sack vs. Georgia Tech (10/25/18).
- Had 11 tackles to lead the team including 1.0 TFL at North Carolina (10/13/18).
- Registered 2.0 TFL for the second time this season vs. Notre Dame (10/6/18).
- Racked up a career-high 15 tackles and had a PBU at Duke (9/29/18).**
- Posted nine tackles, a PBU and 1.0 TFL at Old Dominion (9/22/18).
- ACC Linebacker of the Week (9/4/18).**
- Posted seven tackles, 2.0 TFL and forced a fumble in his first career start at Florida State (9/3/18).**

CAREER STATS

YEAR	GP/GS	UA	A	TTL	TFL-YDS	SCK-YDS	INT	BU	PD
2017	13/0	0	0	0	0.0-0	0.0-0	0	0	0
2018	12/11	57	48	105	9.5-35	1.0-5	0	2	2
2019	13/13	61	59	120	17.0-71	5.0-47	0	1	1
TOTALS	38/24	118	107	225	26.5-106	6.0-52	0	3	3

CAREER HIGHS

Tackles	18 vs. North Carolina, 10/19/19
Tackles for Loss	3.5 vs. Boston College, 8/31/19
Sacks	1.0, 3x; last at Miami, 10/5/19

4 DAX HOLLIFIELD

• LB | 6-1 | 232 | So.
Shelby, N.C. (Shelby)

- Is tied for fifth in the ACC with teammate CB Jermaine Waller with three interceptions.
- Registered three tackles in the Belk Bowl vs. Kentucky (12/31).
- Posted nine tackles at Virginia (11/29), including 1.0

sacks and five solo efforts.

- Was in on two tackles vs. Pitt (11/23).
- Made three tackles including 1.0 for loss and intercepted a pass for the third straight game at Georgia Tech (11/19).
- Had six tackles and two quarterback hurries against Wake Forest (11/9). Also intercepted a pass for the second straight game.
- Recorded seven tackles at Notre Dame (11/2) and his first career interception.
- Made six tackles vs. North Carolina (10/19).
- Had five tackles vs. Rhode Island (10/12).
- Made one tackle at Miami (10/5).
- Made four tackles vs. Duke (9/27).
- Made a team-high 10 tackles and forced a fumble vs. Furman (9/14).
- Made eight tackles vs. Old Dominion (9/7).
- Made four tackles at Boston College (8/31).
- Had three tackles and forced a fumble vs. Cincinnati (12/31/18).
- Posted nine tackles vs. Marshall (12/1/18).
- Had six tackles, 1.0 TFL, a pass breakup and a fumble recovery vs. Virginia (11/23/18).**
- Racked up six tackles, 1.0 sack and 3.0 TFL vs. Miami (11/17/18).
- Recorded his first career sack at Pitt (11/10/18).
- Started in place of an injured LB Dylan Rivers and posted had 10 tackles vs. Boston College (11/3/18).**
- Posted six tackles vs. Georgia Tech (10/25/18).
- Racked up seven tackles and 1.0 TFL at North Carolina (10/13/18).
- Pro Football Focus ACC Team of the Week (10/18/18)**
- Tallied two tackles and 0.5 TFL at Duke (9/29/18).
- Had five tackles and 1.5 TFL vs. William & Mary (9/8/18).
- Turned in 150 tackles, 32 tackles for loss, eight sacks, two forced fumbles and one fumble recovery as a senior.
- 2018 U.S. Army All-American.
- 2017 MaxPreps.com All-American.
- Four-time NC Preps All-State selection and the Charlotte Observer's All-Region Defensive Player of the Year.
- Is an avid welder.

CAREER STATS

YEAR	GP/GS	UA	A	TTL	TFL-YDS	SCK-YDS	INT	BU	PD
2018	13/6	27	35	62	8.0-35	2.0-15	0	1	1
2019	13/13	21	46	67	4.5-11	2.0-2	3	0	3
TOTALS	26/19	48	81	129	12.5-46	4.0-17	3	1	4

CAREER HIGHS

Tackles	10, 2x; last vs. Furman, 9/14/19
Tackles for Loss	3.0 vs. Miami, 11/17/18
INTS	1, 3x; last at Georgia Tech, 11/16/19
Sacks	1.0, 3x; last at Virginia, 11/29/19

34 ALAN TISDALE

• LB | 6-3 | 220 | R-Fr.
Greensboro, N.C. (Page)

- Posted a career-best 14 tackles in the Belk Bowl vs. Kentucky (12/31). He made eight solo stops in the game.
- Had two stops vs. Pitt (11/23).
- Registered three tackles and 2.0 sacks for 13 yards at Georgia Tech (11/16).
- Made two stops, including 0.5 TFL against Wake (11/9).
- Was in on four tackles at Notre Dame (11/2).
- Made one tackle vs. North Carolina (10/19).
- Had his first career sack, a career-high 2.0 TFLs and four tackles vs. Rhode Island (10/12).
- Had a career-high nine tackles at Miami (10/5).

- Had seven tackles and had his first career TFL vs. Duke (9/27).
- Made one tackle vs. Old Dominion (9/7).
- Made five tackles in first career game at Boston College (8/31).
- Redshirted in 2018.
- Accumulated 112 tackles, 17.5 tackles for loss, three sacks and two interceptions as a senior at Page.
- Three-time all-state, all-area and all-conference selection.

CAREER STATS

YEAR	GP/GS	UA	A	TTL	TFL-YDS	SCK-YDS	INT	BU	PD
2019	13/0	25	27	52	5.5-26	3.0-22	0	3	3

CAREER HIGHS

Tackles	14 vs. Kentucky, 12/31/19
Tackles for Loss	2.0 (2x) last at Georgia Tech, 11/16/19
Sacks	2.0 at Georgia Tech, 11/16/19

15 KESHON ARTIS

• LB | 6-0 | 235 | So.
Chesapeake, Va. (Oscar Smith)

- Made one tackle vs. Duke (9/27).
- Made one tackle at Boston College (8/31).
- Played in 11 games in 2018.
- Had a key role on special teams.
- Recorded a tackle vs. Marshall (12/1/18).
- Was a two-time first team all-state linebacker and the 2016 6A South Region Player of the Year.
- Family cousin, Kenny Easley, was a five-time Pro Bowl selection with the Seattle Seahawks and was voted into the Pro Football Hall of Fame in 2017.**
- Majoring in business information technology.

CAREER STATS

YEAR	GP/GS	UA	A	TTL	TFL-YDS	SCK-YDS	INT	BU	PD
2019	4/0	2	0	2	0-0	0-0	0	0	0

CAREER HIGHS

Tackles	1, 2x; last vs. Duke, 9/28/19
----------------	-------------------------------

38 AMARÉ BARNO

• LB | 6-6 | 235 | Jr.
Blythewood, S.C. (Westwood/Butler CC)

- Saw his first action for the Hokies at Georgia Tech (11/16).
- Played for head coach Tim Schaffner at Butler Community College in El Dorado, Kan.
- Tallied 66 tackles, 14 TFL and 4.5 sacks in 2018 at Butler.
- Tallied 91 total tackles (52 solo), 5.5 sacks, two INTs and three forced fumbles in his career.
- Tech's tallest player on the defensive side of the ball.**
- CAREER STATS**

YEAR	GP/GS	UA	A	TTL	TFL-YDS	SCK-YDS	INT	BU	PD
2019	2/0	0	0	0	0-0	0-0	0	0	0

DEFENSIVE BACKS

17 DIVINE DEABLO

• DB | 6-3 | 223 | R-Jr.
Winston-Salem, N.C. (Mount Tabor)

- Ranked second on Tech with 84 total tackles (42 solo).
- Posted nine total tackles in the Belk Bowl vs. Kentucky (12/31).

- Led the Hokies' defense with 11 stops at Virginia (11/29). Registered seven solo tackles.
- Made four stops vs. Pitt (11/23).
- Had three solo tackles and broke up a pass at Georgia Tech (11/16).
- Had nine tackles (four solo) against Wake Forest (11/9).
- Scored the first touchdown of his career on a 98-yard fumble return at Notre Dame (11/2).
- Also recorded his first interception of the season against the Irish and made five solo tackles.
- Made eight tackles and had 1.5 TFLs vs. North Carolina (10/19).
- Had two tackles vs. Rhode Island (10/12).
- Made five tackles, broke up a pass and forced a fumble at Miami (10/5).
- Made seven tackles vs. Duke (9/27).
- Made eight tackles wearing the Beamer No. 25 jersey vs. Old Dominion (9/7).
- Made 10 tackles and 0.5 TFL at Boston College (8/31).
- Posted four tackles and 1.0 TFL wearing the Beamer No. 25 jersey at Pitt (11/10/18).
- Registered a career-high 14 tackles, 1.0 TFL, one pass breakup and a fumble recovery vs. Boston College (11/3/18).**
- Racked up eight tackles and 0.5 TFL vs. Georgia Tech (10/25/18).
- DNP vs. Notre Dame (10/6/18) due to injury.
- DNP at Old Dominion (9/22/18) due to injury.
- Had four tackles and 2.0 TFL at Florida State (9/3/18).
- Played in four games at safety in 2017.
- Suffered an injury vs. Old Dominion (9/23/17) and received a medical hardship waiver.
- Played in all 14 games as a true freshman, making four tackles and forcing a fumble on special teams while working at wide receiver.
- Named after his great-grandfather, an American Indian.**
- First name was intended to "even out" his last name, pronounced like the Spanish word for devil.**

CAREER STATS

YEAR	GP/GS	UA	A	TTL	TFL-YDS	SCK-YDS	INT	BU	PD
2016	14/0	2	2	4	0.0-0	0.0-0	0	0	0
2017	4/0	6	2	8	1.5-6	0.5-5	1	3	4
2018	11/11	35	20	55	4.5-21	0.0-0	0	2	2
2019	13/13	42	42	84	4.5-19	0.0-0	1	2	3
TOTALS	42/24	85	66	151	10.5-46	0.5-5	2	7	9

CAREER HIGHS

Tackles	14 vs. Boston College, 11/3/18
Tackles for Loss	2.0 at Florida State, 9/3/18
Sacks	0.5 at East Carolina, 9/16/17
Interceptions	1, (2x) last at. Notre Dame, 11/2/19
Pass Breakups	2 at East Carolina, 9/16/17

3 CALEB FARLEY

• DB | 6-2 | 207 | R-So.
Hickory, N.C. (Maiden)

- First Team All-ACC in 2019.**
- Led the ACC and is tied for 10th in FBS with 16 passes defended and is second in the ACC with four interceptions.**
- Did not play in the Belk Bowl (12/31) due to injury.
- Did not play at Virginia (11/29) due to injury.
- Registered one tackle, one pass break up and a quarterback hurry vs. Pitt (11/23).
- Scored his first career touchdown on a 17-yard interception return at Georgia Tech (11/16).
- Had two tackles vs. Wake Forest (11/9). He also broke

up a pass.

- Made three solo tackles at Notre Dame (11/2).
- Broke up a career-high four passes vs. North Carolina (10/19).
- Made two tackles and broke up a pass vs. Rhode Island (10/12).
- Tied his career-high with two interceptions at Miami (10/5).
- Leads the ACC with eight passes defended.
- Had an interception, one pass breakup and three tackles vs. Furman (9/14).
- Made three tackles vs. Old Dominion (9/7).
- Made four tackles and broke up two passes at Boston College (8/31).
- Named an honorable mention pick for the Mayo Clinic Comeback Player of the Year Award.
- Tallied three tackles and two PBUs vs. Virginia (11/23/18).
- Had four tackles at Pitt (11/10/18).
- Racked up four tackles and two PBUs vs. Boston College (11/4/18).
- Had three tackles, a pass breakup and a 32-yard kick off return at North Carolina (10/13/18).
- ACC Defensive Back of the Week (9/4/18)
- Had a sack and two interceptions in his first collegiate game at Florida State (9/3/18).
- Redshirted in 2017 after suffering a knee injury during fall camp.
- Second team all-state quarterback behind teammate Hendon Hooker.
- His 58 total touchdowns in a single season ranks third in North Carolina history.
- Was a 100-meter state champion in North Carolina.

CAREER STATS

YEAR	GP/GS	UA	A	TTL	TFL-YDS	SCK-YDS	INT	BU	PD
2018	13/12	29	7	36	1.0-2	1.0-2	2	7	9
2019	11/11	14	6	20	0.0-0	0.0-0	4	12	16
TOTALS	24/23	43	13	56	1.0-2	1.0-2	6	19	25

CAREER HIGHS

Tackles	4, 5x; last vs. Boston College, 8/31/19
Tackles for Loss	1.0 at Florida State, 9/3/18
Sacks	1.0 at Florida State, 9/3/18
Interceptions	2, 2x; last at Miami, 10/5/19
Pass Breakups	4 vs. North Carolina, 10/19/19

18 TYREE RODGERS

• DB | 6-1 | 180 | R-Jr.

Camden, N.J. (Camden Catholic)

- Had 0.5 tackles for loss vs. Pitt (11/23).
- Made one tackle at Georgia Tech (11/16).
- Wore Frank Beamer's No. 25 and made one tackle at Boston College (8/31).
- Had 1.0 TFL vs. Marshall (12/1/18).
- Had three solo tackles at Pitt (11/10/18).
- Posted three tackles and forced a fumble in the fourth quarter at the goal line that set up the game-winning TD drive at North Carolina (10/13/18).
- Had a career-high six tackles in his first career start vs. Notre Dame (10/6/18).
- Played in seven games as a redshirt freshman, primarily on special teams.

CAREER STATS

YEAR	GP/GS	UA	A	TTL	TFL-YDS	SCK-YDS	INT	BU	PD
2017	7/7	0	0	0	0.0-0	0.0-0	0	0	0
2018	12/3	11	7	18	1.0-3	0.0-0	0	0	0
2019	12/0	2	1	3	0.5-2	0.0-0	0	0	0

TOTALS 31/3 13 8 21 1.5-5 0.0-0 0 0 0

CAREER HIGHS

Tackles	6 vs. Notre Dame, 10/6/18
Tackles for loss	1.0 vs. Marshall, 12/1/18

7 DEVON HUNTER

• DB | 6-0 | 227 | R-So.

Chesapeake, Va. (Indian River)

- Made two tackles in the Belk Bowl vs. Kentucky (12/31).
- Was in on one tackle vs. Pitt (11/23).
- Had two solo stops at Georgia Tech (11/16).
- Made one tackle vs. Wake Forest (11/9).
- Started at Notre Dame (11/2).
- Made his first start of 2019 at Rover vs. North Carolina (10/19), making a career-best eight tackles.
- Made one tackle vs. Duke (9/27).
- Made one tackle vs. Furman (9/14).
- Played in four games before redshirting in 2018.
- Made one stop in the season-opener at Florida State (9/3/18).
- Started and recorded five tackles and a sack at Old Dominion (9/22/18).
- Played in 10 games in 2017.
- A five-star recruit as rated by Scout and a four-star by ESPN and 247Sports.
- Rated as the No. 1 safety in the state by Scout and the No. 3 player in the state by ESPN and 247Sports.
- Selected to play in the U.S. Army All-American Bowl.

CAREER STATS

YEAR	GP/GS	UA	A	TTL	TFL-YDS	SCK-YDS	INT	BU	PD
2017	10/0	0	1	1	0.0-0	0.0-0	0	0	0
2018	4/1	4	4	8	1.0-1	1.0-1	0	0	0
2019	13/2	10	6	16	0-0	0.0-0	0	0	0
TOTALS	27/3	14	11	25	1.0-1	1.0-1	0	0	0

CAREER HIGHS

Tackles	8 vs. North Carolina, 10/19/19
Tackles for Loss	1.0 at Old Dominion, 9/22/18
Sacks	1.0 at Old Dominion, 9/22/18

22 CHAMARRI CONNER

• DB | 6-0 | 211 | So.

Jacksonville, Fla. (Trinity Christian Academy)

- Led Tech with 5.5 sacks and ranks second with 10.0 TFL. These totals led all ACC defensive backs.
- Made six tackles in the Belk Bowl vs. Kentucky (12/31).
- Recorded the first interception of his career at Virginia (11/29). Had seven total tackles in the game.
- Registered seven total tackles (four solo), which included 1.5 tackles for loss and 0.5 sacks vs. Pitt (11/23). Also had a quarterback hurry.
- Led the Hokies with seven solo tackles at Georgia Tech (11/16) and had 2.0 tackles for loss.
- Made two tackles and registered 1.5 TFL against Wake Forest (11/9).
- Made nine tackles and broke up a pass vs. North Carolina (10/19).
- Had three tackles, a sack (-14 yards) and broke up two passes vs. Rhode Island (10/12).
- Made five tackles, broke up a career-high three passes and forced a fumble at Miami (10/5).
- Made five tackles and broke up a pass vs. Duke (9/27).
- Made a career-high eight tackles and had a sack vs. Furman (9/14).
- Recorded his first career sack, first two career TFLs and made four tackles vs. Old Dominion (9/7).
- Made five tackles in first career start at Boston College

(8/31).

•Had four tackles vs. Marshall (12/1/18).

•Wore Frank Beamer's No. 25 at North Carolina (10/13/18).

- Racked up five tackles - including three solo stops - vs. William & Mary (9/8/18).
- Led Trinity Christian Academy to a 9-4 record as at the 5A level as a senior, following four-straight 3A titles.
- A ballhawk safety who tallied 107 tackles, including 58 solo stops, 1.5 sacks, one forced fumble and one fumble recovery.

CAREER STATS

YEAR	GP/GS	UA	A	TTL	TFL-YDS	SCK-YDS	INT	BU	PD
2018	13/0	8	5	13	0.0-0	0.0-0	0	0	0
2019	13/13	45	23	68	10.0-78	5.5-58	1	8	9
TOTALS	26/13	53	28	81	10.0-78	5.5-58	1	8	9

CAREER HIGHS

Tackles	8 vs. Furman, 9/14/19
Tackles for Loss	2.0 (2x) last at Georgia Tech, 11/16/19
Sacks	1.0, 4x; last vs. Rhode Island, 10/12/19
Breakups	3 at Miami, 10/5/19
Interceptions	1, at Virginia, 11/29/19

9 KHALIL LADLER

• DB | 5-11 | 190 | R-Jr.

Stone Mountain, Ga. (IMG Academy)

- Had one tackle in the Belk Bowl vs. Kentucky (12/31).
- Recorded four tackles at Georgia Tech (11/16).
- Wore Frank Beamer's No. 25 at Georgia Tech (11/16).
- Made one stop against Wake Forest (11/9).
- Registered five solo tackles at Notre Dame (11/2).
- Made two tackles and broke up a pass vs. North Carolina (10/19).
- Made one tackle vs. Duke (9/27).
- Made one tackle vs. Furman (9/14).
- Had a pass breakup, five tackles and forced two fumbles vs. Cincinnati (12/31/18).
- Had a career-high 12 tackles vs. Georgia Tech (10/25/18).
- Had eight tackles and a fumble recovery at North Carolina (10/13/18).
- Led the team with nine tackles and had his first career sack vs. Notre Dame (10/6/18).
- Had six tackles and a pass breakup at Duke (9/29/18).
- Registered four tackles and 1.5 TFL vs. William & Mary (9/8/18).
- Had two tackles, 1.0 TFL, a fumble recovery and a pass breakup at Florida State (9/3/18).

CAREER STATS

YEAR	GP/GS	UA	A	TTL	TFL-YDS	SCK-YDS	INT	BU	PD
2017	13/2	4	8	12	2.0-2	0.0-0	0	1	1
2018	13/11	40	26	66	4.5-16	1.0-8	0	3	3
2019	13/0	11	7	18	0.0-0	0.0-0	0	1	1
TOTALS	39/13	55	41	96	6.5-18	1.0-8	0	5	5

CAREER HIGHS

Tackles	12 vs. Georgia Tech, 10/25/18
Tackles for Loss	1.5, 2x; last vs William & Mary, 9/8/18

Pass Breakups 1, 4x; last vs. North Carolina, 10/19/19

28 JERMAINE WALLER

• DB | 6-1 | 180 | So.

Washington, D.C. (Avalon School)

•**Honorable Mention All-ACC in 2019.**

•**Is tied along with teammate LB Dax Hollifield for fifth in the ACC with three interceptions.**

•**Ranks seventh in the ACC with 11 passes defended.**

•Made four stops and broke up two passes at Virginia (11/29).

•Broke up three passes and made three tackles vs. Pitt (11/23).

•Made five tackles at Georgia Tech (11/16).

•Made four tackles and broke up a pass vs Wake (11/9).

•Made two tackles and broke up a pass vs. North Carolina (10/19).

•Had a career-high three pass breakups and made two tackles vs. Rhode Island (10/12).

•Had five tackles, 0.5 sack and a career-high two interceptions at Miami (10/5).

•Made four tackles and 1.0 TFL for three yards vs. Duke (9/27).

•Started and made two tackles vs. Furman (9/14).

•Made his first career start and had a career-high seven tackles and his first career sack vs. Old Dominion (9/7).

•Had first career interception and a career-high six tackles at Boston College (8/31).

•Posted a pass breakup vs. Marshall (12/1/18).

•**Forced a fumble at Pitt (11/10/18).**

•Had two tackles at Old Dominion (9/22).

•**Registered his first career tackle at Florida State (9/3).**

•Threw for more than 2,600 yards and 24 touchdowns as a quarterback before at Archbishop Carroll.

•Tallied six interceptions as a junior and was on The Washington Post's All-Met preseason watch list in 2017.

CAREER STATS

YEAR	GP/GS	UA	A	TTL	TFL-YDS	SCK-YDS	INT	BU	PD
2018	12/0	7	0	7	0.0-0	0.0-0	0	1	1
2019	13/10	33	13	46	2.5-18	1.5-15	3	10	13
TOTALS	25/10	40	13	53	2.5-18	1.5-15	3	11	14

CAREER HIGHS

Tackles 7 vs. Old Dominion, 9/7/19

Tackles for Loss 1.0, 2x; last vs. Duke, 9/28/19

Sacks 1.0 vs. Old Dominion, 9/7/19

Pass Breakups 3 2x; last vs. Pitt, 11/23/19

Interceptions 2 at Miami, 10/5/19

2 JEREMY WEBB

• DB | 6-4 | 205 | R-Jr.

East Mims, Fla. (Stevenson/ASA College)

•Made one tackle at Georgia Tech (11/16).

•Expected to see playing time after recovering from two separate Achilles tendon tears in 2018.

•2017 first-team Northeast Football All-Conference at ASA College in Brooklyn.

•Racked up 29 tackles and four pass breakups.

•His older brother, Ego Ferguson, was a defensive lineman at LSU and was a second-round NFL Draft pick of the Chicago Bears.

CAREER STATS

YEAR	GP/GS	UA	A	TTL	TFL-YDS	SCK-YDS	INT	BU	PD
------	-------	----	---	-----	---------	---------	-----	----	----

2019 3/0 1 0 1 0-0 0.0-0 0 0 0

27 ARMANI CHATMAN

• DB | 5-11 | 195 | R-Fr.

Virginia Beach, Va. (Bishop Sullivan Catholic)

•Made one tackle in the Belk Bowl vs. Kentucky (12/31).

•Registered four total tackles at Virginia (11/29).

•Made his first career start vs. Wake Forest (11/9) and had three solo tackles. He also broke up a pass.

•**Wore Coach Beamer's 25 jersey at Notre Dame (11/2).**

•Made four solo tackles against the Irish.

•Made three tackles at Miami (10/5).

•Made first career tackle at Boston College (8/31).

•Played in two games before redshirting in 2018.

•Saw action against Miami (11/17/18) and Virginia (11/23/18).

•Represented the United States on the U19 National Team in the 2018 International Bowl IX.

•Majoring in criminology.

CAREER STATS

YEAR	GP/GS	UA	A	TTL	TFL-YDS	SCK-YDS	INT	BU	PD
2018	2/0	0	0	0	0.0-0	0.0-0	0	0	0
2019	13/3	15	7	22	0-0	0.0-0	0	2	0
TOTALS	15/3	15	7	22	0.0-0	0.0-0	0	2	0

CAREER HIGHS

Tackles 5 at Notre Dame, 11/2/19

SPECIALISTS

91 OSCAR BRADBURN

• P | 6-1 | 221 | Jr.

Sydney, Australia | Sydney Secondary

•**Honorable Mention All-ACC in 2019.**

•**Set a Tech single-season record with a 46.5-yard punting average to rank eighth in FBS.**

•**Ray Guy Award Semifinalist.**

•Downed one his two punts in the Belk Bowl vs. Kentucky (12/31) inside the 20.

•Had four punts averaging 45.8 yards at Virginia (11/29).

•Had seven punts for an average of 38.6 vs. Pitt (11/23) landing three inside the 20.

•Had four punts for an average of 45.5, landing two inside the 20 at Georgia Tech (11/16).

•**ACC Specialist of the Week (11/11).**

•Returned to punting duties vs Wake (11/9), averaging 51.2 yards on four attempts.

•Suffered an injury and did not punt at Notre Dame (11/2), but did serve as a holder on placements.

•Had six punts for an average of 49.2 yards with a long of 61 yards vs. North Carolina (10/19).

•Had one punt for 39 yards vs. Rhode Island (10/12).

•Had seven punts for an average of 50.4 yards at Miami (10/5).

•**Landed three punts inside the 20-yard line and had a long punt of 53 yards while wearing Frank Beamer's No. 25 jersey vs. Duke (9/27).**

•Had three punts 50 yards or more and two inside the 20-yard line vs. Furman (9/14).

•Had two punts 50 yards or more and had the highest gross average of his career, 56.7 yards, vs. Old Dominion (9/7).

•Downed two punts inside the 20-yard line and had a long of 53 yards at Boston College (8/31).

•**2018 All-ACC Honorable Mention**

•Finished third in the ACC with a 42.6-yard gross punting average and tied for second in the ACC with 23 punts inside the 20 in 2018.

•Had four punts land inside the 20 and averaged 42.4 yards per punt vs. Virginia (11/23/18).

•**Booted a career-long 72-yard punt and averaged 45.0 yards per punt vs. Boston College (11/3/18).**

•Racked up 301 punting yards, averaged 43.0 yards per punt and placed two punts inside the 20 at North Carolina (10/13/18).

•Averaged 42.0 yards per punt vs. Notre Dame (10/6/18).

•Wore Frank Beamer's No. 25 for the second time in his career at Duke (9/29/18).

•Placed four punts inside the 20 and didn't allow a return at Florida State (9/3/18).

•**Allowed only 42 punt return yards in 2017, a total that ranked seventh in the Power Five.**

•Placed three punts inside the 20-yard line and averaged 46.5 yards per punt playing in his first American rules football game vs. West Virginia (9/3/18).

•Played Australian Rules Football for Sydney Swans Academy.

•**Trained at Pro Kick Australia, a training facility in Melbourne that produced two of the three finalists for the 2016 Ray Guy Award.**

CAREER STATS

YEAR	GP	NO.	YDS	AVG	LNG	TB	FC	I20	50+
2017	13	66	2,798	42.4	57	6	32	24	12
2018	13	69	2,940	42.6	72	5	32	23	8
2019	12	53	2,467	46.5	69	6	22	22	21
TOTALS	38	188	8,205	43.6	72	17	86	69	41

CAREER HIGHS

Punts 9 vs. Old Dominion, 9/22/18

Punting Yards 372 vs. West Virginia, 9/3/17

Gross Average 56.7 vs. Old Dominion, 9/7/19

Long Punt 72 vs. Boston College, 11/3/18

93 BRIAN JOHNSON

• K | 6-1 | 191 | R-Jr.

Washington, D.C. (Gonzaga)

•Kicked a career-long 54-yard field goal in the Belk Bowl vs. Kentucky (12/31). Was 3 for 3 in the game, also hitting from 40 and 27 yards.

•Went three for three, and hit a career best 47-yard field goal at Virginia (11/29).

•Made one field goal from 22 yards at Georgia Tech (11/16).

•Tied a career best with three made field goals vs Wake Forest (11/9).

•Connected on two field goals at Notre Dame (11/2) and both extra points.

•Went 2 for 4 on field goals and 5 for 5 on extra points vs. North Carolina (10/19).

•Made both of his field goal attempts and went 4 for 4 on extra points vs. Rhode Island (10/12).

•Went a perfect 6 for 6 on extra points at Miami (10/5).

•Went 1 for 1 on field goals, making a 20-yarder, and was 1 for 1 on extra points vs. Duke (9/28).

•Went 1 for 2 on field goals, making a 35-yarder, and was 3 for 3 on extra points vs. Furman (9/14).

•Went 1 for 2 on field goals, making a 24-yarder, and was 4 for 4 on extra points vs. Old Dominion (9/7).

•Went 4 for 4 on extra points at Boston College (8/31).

•Went 2 for 2 on field goals including the go-ahead 42-yard FG in overtime vs. Virginia (11/23/18).

•Made a career-high three FGs vs. Notre Dame (10/3/18).

•Ranked eighth in the ACC in scoring (8.2 ppg) in 2018.

•Had a the career long 45-yard field goal and was 2 for 2 on field goals for the day vs. William & Mary (9/8/18).

- Made a 29-yard field goal and was 3 for 3 on PATs at Florida State (9/3/18)
- Scored his first collegiate points on a point after attempt at East Carolina (9/16/18).
- Made his first career field goal as part of a 2 for 2 day kicking vs. Pitt (11/18/18).

FIELD GOALS

YEAR	GP	M-A	PCT.	20-29	30-39	40-49	50+	LNG	BLKD
2017	5	3-4	75.0	1-1	2-3	0-0	0-0	30	0
2018	13	12-18	66.7	4-4	5-5	3-8	0-1	45	0
2019	13	19-23	82.6	10-10	5-5	3-5	1-3	54	0
TOTALS	31	34-45	75.6	15-15	12-13	6-13	1-4	54	0

EXTRA POINTS

YEAR	M-A	POINTS
2017	5-5	14
2018	44-44	80
2019	48-48	105
TOTALS	97-97	199

96 JOHN PARKER ROMO

• K | 5-11 | 170 | Jr.

Peachtree City, Ga. (McIntosh/Tulsa)

- Had seven kickoffs with three touchbacks in the Belk Bowl vs. Kentucky (12/31).
- Had seven kickoffs and six touchbacks at Virginia (11/29).
- Had five kickoffs and five touchbacks vs. Pitt (11/23).
- Had eight kickoffs, with three touchbacks at Georgia Tech (11/16).
- Had eight kickoffs, with five touchbacks vs. Wake Forest (11/9).
- Punted in place of an injured P Oscar Bradburn at Notre Dame (11/2). He had eight punts and averaged 44.2 yards. Kicked off five times, recording two touchbacks.
- Kicked off six times for six touchbacks vs. North Carolina (10/19).
- Kicked off seven times for six touchbacks vs. Rhode Island (10/12).
- Kicked off seven times for four touchbacks at Miami (10/5).
- Kicked off three times for three touchbacks vs. Duke (9/27).
- Kicked off five times for five touchbacks vs. Furman (9/14).
- Kicked off once for 62 yards vs. Old Dominion (9/7).
- Appeared in the season opener at Boston College (8/31).
- Spent this past season at Tulsa.
- Led the No. 1 kickoff coverage unit in the American Athletic Conference.
- Mostly handled kickoffs, averaged 61.1 yards per kick, had 28 touchbacks.

FIELD GOALS

YEAR	GP	M-A	PCT.	20-29	30-39	40-49	50+	LNG	BLKD
2019	13	0-0	0	0-0	0-0	0-0	0-0	0	0

EXTRA POINTS

YEAR	M-A	POINTS
------	-----	--------

2019 0-0 0

97 OSCAR SHADLEY

• LS | 6-0 | 246 | So.

Naples, Fla. (Golden Gate)

- Has started the past 24 games at long snapper. That is the second longest start streak on the team (Dalton Keene 36).
- Played in home opener vs. Old Dominion (9/7).
- Played in season opener at Boston College (8/31).
- Played in all 13 games in 2018 at long snapper.
- Had a tackle on punt coverage vs. Miami (11/17/18).
- Saw his first collegiate action at Florida State (9/3/18).
- Earned first-team all-state, first-team, all-region and U.S. Army All-American honors in 2017.
- Was listed as the top long snapper in the nation, according to Rubio Long Snapping.
- Didn't have a single bad snap on 120 punts, 44 point after attempts and 11 field goals as a senior at Golden Gate.

The Last Time

TEAM

Scored 90+ points	99, vs. Emory & Henry (11/22/19)
Scored 80-89 points	86, vs. Roanoke College (9/30/1905)
Scored 70-79 points	77, vs. Akron (10/14/95)
Scored 60-69 points	62, vs. William & Mary (9/08/18)
Scored 50-59 points	59, vs North Carolina (10/21/17)
Scored 40-49 points	45, at Georgia Tech (11/17/19)
Back-to-back 40+ games	vs. BC (49), vs. ECU (54), 2016
Three straight 40+ games	at NCSU (41), vs. CMU (45), vs. WF (52), 2010
Four straight 40+ games	NCSU (41), CMU (45), WF (52), Duke (44), 2010
Rushed for 500+ yards	500, at Pittsburgh (9/11/93)
Rushed for 400-499 yards	444, vs. Marshall (9/12/09)
Rushed for 300-399 yards	318, at Old Dominion (9/22/18)
Rushed for 200-299 yards	238, at Georgia Tech (11/17/19)
Passed for 500+ yards	504, at Syracuse (11/09/02)
Passed for 400-499 yards	406, at Pittsburgh (10/27/16)
Passed for 300-399 yards	311, at Virginia (11/29/19)
Passed for 200-299 yards	219, vs. Kentucky (12/31/19)
Rushed/Passed for 200+ yards	461, at Georgia Tech (11/17/19)
	238 rush, 223 pass
Had 600+ yards in total offense	600, at Old Dominion (9/22/18)
Had 500-599 yards in total offense	582, vs. ODU (9/23/17)
Scored on first offensive play	vs. Appalachian State, 2011
	David Wilson, 20-yard run
Won on final offensive play	vs. North Carolina (10/19/19)
	Quincy Patterson rush
Lost on final offensive play	North Carolina (11/21/15)
	Quinshad Davis 5-yd pass from Marquise Williams (OT)
Won in overtime	43-41, vs. North Carolina (10/19/19)
Lost in overtime	30-27 (OT), vs. North Carolina (11/21/15)
Recorded a safety	vs. East Carolina (9/24/16)
Recorded two defensive TDs	vs North Carolina (10/21/17)
Zero punts in a game	vs. William & Mary (9/08/18)
Zero sacks allowed in a game	vs. Boston College (11/03/18)
Recorded a shutout	vs. Pitt (11/23/19)
Held opp. to 0 yards or less rushing	-15, vs. Florida State (11/08/12)
Blocked two kicks in a game	vs. Pitt (11/18/17)
Scored special teams TD	vs. Virginia (11/23/18)
Scored defensive & special teams TD	vs North Carolina (10/21/17)
Played an overtime game	vs. North Carolina (10/19/19)

INDIVIDUAL

Rushed for 200+ yards	253, Darren Evans, vs. Maryland (11/06/08)
Rushed for 150-199 yards	156, Steven Peoples, at ODU (9/22/18)
Two players rushed for 100 yards	NC State (10/02/10)
	(Darren Evans, 160 yds. & Tyrod Taylor, 121 yds.)
Three players rushed for 100 yards	at South Carolina (10/12/74)
	Phil Rogers (120), Roscoe Coles (111) & George Heath (104)
Had 40+ carries	42, Cyrus Lawrence, vs. Memphis St. (10/03/81)
Had 30-39 carries	33, Travon McMillian, at Boston College (10/31/15)
Had 20-29 carries	21, Hendon Hooker, at Virginia (11/29/19)
Had two players with 20+ carries	Logan Thomas (23) & Trey Edmunds (22) vs. Marshall (9/21/13)
Rushed for 6 TDs	Tommy Francisco, vs. VMI (11/24/66)
Rushed for 5 TDs	Lee Suggs, at UCF (11/11/00)
Rushed for 4 TDs	Trey Edmunds, at Miami (11/09/13)
Rushed for 3 TDs	David Wilson, vs. Appalachian State (9/03/11)
Rushed for 2 TDs	Hendon Hooker at Georgia Tech (11/17/19)
Passed for 500+ yards	504, Bryan Randall, at Syracuse (11/09/02)
Passed for 300-499 yards	311, Hendon Hooker at Virginia (11/29/19)
Passed for 200-299 yards	242, Hendon Hooker vs. Wake Forest
Two QBs each pass for 100+ yards	at Old Dominion (9/22/18)
	(Josh Jackson, 151 yds. & Ryan Willis, 131 yds.)

Passed for 5 TDs	Josh Jackson, at ECU (9/16/17)
Passed for 4 TDs	Ryan Willis, at Boston College (8/31/19)
Passed for 3 TDs	Hendon Hooker, vs. Rhode Island (10/12/19)
Passed for 2 TDs	Hendon Hooker, vs. Kentucky (12/31/19)
Two QBs with 2 TD passes apiece	Logan Thomas and Mark Leal vs. Appalachian State (9/03/11)
Had 50+ pass attempts	52, Ryan Willis, vs Notre Dame (10/06/18)
Had 40-49 pass attempts	47, at Boston College (8/31/19)
Had 30-39 pass attempts	30, Hendon Hooker, vs. Virginia (11/29/19)
Had 20-29 pass attempts	22, Hendon Hooker, vs. Kentucky (12/31/19)
Had 30+ pass completions	31, Ryan Willis, vs Notre Dame (10/06/18)
Had 20-29 pass completions	29, Ryan Willis, at Boston College (8/31/19)
QB rush/pass for 100 yards	Logan Thoms vs. Duke (10/26/13)
	(101 rush, 214 pass)
Had 10+ receptions	12, Damon Hazelton, vs Notre Dame (10/06/18)
Had 250+ yards receiving	279, Ernest Wilford, at Syracuse (11/09/02)
Had 200-249 yards receiving	227, Isaiah Ford, vs. Tulsa (12/26/15)
Had 100+ yards receiving	134, Tre Turner at Virginia (11/29/19)
	118, Damon Hazelton at Virginia (11/29/19)
Three players with 100+ receiving	at Pittsburgh (10/27/16)
	Isaiah Ford (143), Bucky Hodges (145), Cam Phillips (109)
Had 4 TD receptions	Ernest Wilford at Syracuse (11/09/02)
Had 3 TD receptions	Dalton Keene at Miami (10/5/19)
Had 2 TD receptions	Damon Hazelton, vs. North Carolina (10/19/19)
Intercepted 3 passes	Kendall Fuller, vs. Duke (10/26/13)
Intercepted 2 passes	Caleb Farley, Jermaine Waller at Miami (10/5/19)
Returned a KO for TD	Demetri Knowles, at North Carolina (10/06/12)
Returned punt for TD	Greg Stroman, vs North Carolina (10/21/17)
Returned an INT for TD	Caleb Farley, at Georgia Tech (11/16/19)
Returned a fumble for TD	Norell Pollard, vs. Pitt (11/23/19)
Returned blocked punt for TD	Jovonn Quillen vs. Virginia (11/23/18)
Returned blocked FG for TD	Adonis Alexander vs. Duke (11/05/16)
Returned blocked PAT for 2 pts	Stephan Virgil, vs. East Carolina (8/30/08)
Blocked an extra point	Dadi Nicolas, vs. Miami (10/23/14)
Blocked a FG	Luke Tenuta vs. North Carolina (10/19/19)
Blocked a punt	Tre Turner vs. Virginia (11/23/18)
Scored a def. and special teams TD in a game	DeAngelo Hall vs. Arkansas St. (8/25/02) (49-yd. INT & 69-yd. PR)
Returned two punts for TDs	DeAngelo Hall vs. Syracuse (10/11/03) (58 & 60 yds.)
Successful 2-point conversion	vs North Carolina (10/19/19)
	Quincy Patterson, rush
Made 6 FGs	Joey Slye, at Pittsburgh (10/27/16)
Made 5 FGs	Chris Kinzer, vs. Vanderbilt (11/15/86)
Made 4 FGs	Joey Slye, at Boston College (10/31/15)
Made 3 FGs	Brian Johnson, at Virginia (11/29/19)
Kicked a 60+ FG	61, Wayne Latimer, vs. Florida State (10/11/1975)
Kicked a 50-59 FG	50, Joey Slye, at Miami (11/04/17)
Kicked a 40-49 FG	47, Brian Johnson, at Virginia (11/29/19)
Kicked two 40+ yards FGs in one game	Joey Slye, at Virginia (11/28/15)
Kicked a 70+ punt	72, Oscar Bradburn vs. Boston College (11/03/18)
Kicked a 60-69 punt	69, Oscar Bradburn, vs. Old Dominion (9/7/19)

The Last Time – Opponent

TEAM

Scored 70+ points	77, Alabama (10/27/73)
Scored 60-69 points	66, Washington & Lee (11/03/51)
Scored 50-59 points	52, at Pittsburgh (11/10/18)
Scored 40-49 points	49, vs. Georgia Tech (10/25/18)
Rushed for 500+ yards	748, Alabama (10/27/73)
Rushed for 400-499 yards	492, at Pittsburgh (11/10/18)
Rushed for 300-399 yards	331, vs. Kentucky (12/31/19)
Rushed for 200-299 yards	256, vs. Cincinnati (12/31/18)
Had 50-99 yards rushing	60, vs. Pitt (11/23/19)
Had FEWER than 50 yards rushing	24 vs. Rhode Island (10/13/19)

Passed for 500+ yards	NEVER
Passed for 400-499 yards	494, at Old Dominion (9/22/18)
Had 50-99 yards passing	81, at Georgia Tech (11/17/19)
Had FEWER than 50 yards passing	0, vs. Georgia Tech (10/25/18)
Had 800+ yards in total offense	833, Alabama (10/27/73)
Had 700-799 yards in total offense	NEVER
Had 600-699 yards in total offense	654, at Pittsburgh (11/10/18)
Had 500-599 yards in total offense	563, at Miami (10/5/19)

Recorded a safety	Boston College [2] (10/18/08)
Recorded a defensive TD	vs. Clemson (9/30/17)
Shut out Tech	Cincinnati (9/16/95)
Blocked two kicks in a game	Duke (9/16/06)
Scored a special teams TD	vs Miami (11/17/18)
Scored defensive & special teams TD	Alabama (8/31/13)

INDIVIDUAL

Rushed for 200+ yards	239, Lynn Bowden, vs. Kentucky (12/31/19)
Rushed for 150-199 yards	120, Justice Hill, vs. Ok State (12/28/17)
Rushed for 100-149 yards	164, Bryce Perkins, at Virginia (11/29/19)
Two players rushed for 100 yards	at Pittsburgh (11/10/18)
	Qadree Ollison (235), Darrin Hall (186)

Three players rushed for 100 yards	NEVER
Had 40+ carries	40, Tobias Oliver vs. Georgia Tech (10/25/18)
Had 35-39 carries	38, Derrick Knight, Boston College (11/22/03)
Rushed for 6 TDs	Willis McGahee, Miami (12/07/02)
Rushed for 5 TDs	NEVER
Rushed for 4 TDs	Chris Brantley, Rutgers (10/31/92)
Rushed for 3 TDs	Qadree Ollison, at Pittsburgh (11/10/18)
Rushed for 2 TDs	Lynn Bowden vs. Kentucky (12/31/19)

Passed for 500+ yards	NEVER
Passed for 400-499 yards	494, Blake LaRussa, at ODU (9/22/18)
Passed for 300-399 yards	311, Bryce Perkins, at Virginia (11/29/19)
Passed for 5 TDs	Sam Howell , vs. North Carolina (10/19/19)
Passed for 4 TDs	N' Kosi Perry, at Miami (10/5/19)
Passed for 3 TDs	Bryce Perkins, vs Virginia (11/23/18)
Had 50+ pass attempts	53, Ian Book, at Notre Dame (11/03/19)
Had 40-49 pass attempts	49, Sam Howell, vs. North Carolina (10/19/19)
Had 30-39 pass attempts	35, Jamie Newman, vs. Wake Forest (11/09/19)
Had 30+ pass completions	30, Blake LaRussa, at ODU (9/22/18)
Had 20-29 pass comps	29, Ian Book, at Notre Dame(11/03/19)
QB rush/pass for 100 yards	Bryce Perkins, at Virginia (11/29/19)
	311 yds passing, 164 yds rushing

Had 11+ receptions	13, Gary Jennings Jr., vs. West Virginia (9/03/17)
Had 250+ yards receiving	NEVER
Had 200-249 yards receiving	224, Cam Worthy, East Carolina (9/13/14)
Had 100+ yards receiving	139, Hasise Dubois, at Virginia (11/29/19)
Two players w/100+ yards receiving	at Miami (10/5/19)
	Travis Fulgham, 188, Jonathan Duhart, 142

Had 4 TD receptions	Chris Brantley, Rutgers (10/31/92)
Had 3 TD receptions	Coby Fleener, Stanford (1/03/11)
Had 2 TD receptions	Dazz Newsome, North Carolina (10/19/19)
Intercepted 3 passes	Aaron Beasley, West Virginia (9/22/94)
Intercepted 2 passes	Noah Taylor, at Virginia (11/29/19)
Returned a KO for TD	Christian Jones, Alabama (8/31/13)
Returned punt for TD	Jeff Thomas, vs Miami (11/17/18)
Returned an INT for TD	Dorian O'Daniel, vs. Clemson (9/30/17)

Returned/recovered a fumble for TD	Jordan Wright, vs. Kentucky (12/31/19)
Returned blocked punt for TD	T.J. Lee, East Carolina (8/30/08)
Returned blocked FG for TD	NEVER
Returned blocked PAT for 2 pts	Nigel Bradham, Florida State (12/04/10)
Blocked an extra point	Richard Ash, Western Michigan (9/27/14)
Blocked a FG	Nasir Adderley, vs. Delaware (9/09/17)
Blocked a punt	Gabriel Terry, Miami (11/1/2012)
2-point conversion	vs. Rhode Island (10/12/19)
	Vito Priore pass to Aaron Parker

Made 6 FGs	NEVER
Made 5 FGs	Alex Henery, Nebraska (9/19/09)
Made 4 FGs	Freeman Jones, at North Carolina (10/13/18)
Made 3 FGs	CJ Carrick, Rhode Island (10/12/19)
Kicked a 60+ FG	NEVER
Kicked a 50-59 FG	51, Cole Murphy, at Syracuse (10/15/16)
Kicked two 50+ FGs	51 & 53, Ross Martin, Duke (10/26/13)
Kicked a 40-49 FG	41, CJ Carrick, vs. Rhode Island (10/12/19)
Kicked a 70+ punt	76, Alex Henery, Nebraska (9/19/09)
Kicked a 60-69 punt	67, Nicholas Conte, vs. Virginia (11/26/16)

TURNOVERS

THE LAST TIME TECH...

Lost two fumbles	vs. Virginia (11/29/19)
Lost three fumbles	vs. Miami (10/23/14)
Lost four fumbles	vs. Liberty (9/03/16)
Lost five or more fumbles	5, vs. Tennessee (9/10/16)

Threw three interceptions	at Boston College, Ryan Willis (8/31/19)
Threw four interceptions	Logan Thomas vs. Duke (10/26/13)
Threw five interceptions	Maurice DeShazo vs. Virginia (11/19/94)
Threw six or more interceptions	7, vs. Florida St. (10/10/59)

THE LAST TIME AN OPPONENT...

Lost two fumbles	at North Carolina (10/13/18)
Lost three fumbles	vs Virginia (11/23/18)
Lost four fumbles	Arkansas St. (8/25/02)
Lost five or more fumbles	5, Clemson (9/14/85)
Threw three interceptions	at Florida State (9/03/18)
Threw four interceptions	Miami (10/5/19)
Threw five interceptions	Georgia Tech (11/1/07)
Threw six or more interceptions	6, Rutgers (11/21/98)

Bud Foster & The Lunch Pail Defense

- On August 1, defensive coordinator Bud Foster announced that his 33rd season at Virginia Tech and his 24th campaign as defensive coordinator would be his last. Following the season he will continue to work as an ambassador for Virginia Tech Athletics, similar to Frank Beamer.
- "Virginia Tech has been home for 33 years and I'm grateful to continue doing what I love for one more season," Foster said. "I'll always be indebted to Coach Beamer for bringing me to Blacksburg back in 1987. Coach Fuente has been phenomenal to work with and I can't thank him enough for the way he has embraced our defensive philosophy and the many traditions of Virginia Tech football. It's been a great ride and it's not over yet. I've been blessed to work with so many outstanding individuals and have enjoyed the privilege of coaching some of the best players to ever wear a Hokies' uniform."




THE FOSTER FILE

- Experience:** 39th season/33rd at Virginia Tech
- Hometown:** Nokomis, Ill.
- High School:** Nokomis (1977)
- College:** Murray State (1981)
- Playing Exp:** Murray State (1977-80)

COACHING HISTORY

Year	School	Position
2016-19	Virginia Tech	Assoc. HC/DC/LBs
1996-15	Virginia Tech	Def. Coord./Inside LBs
1995	Virginia Tech	Co-Defensive Coordinator/ Inside Linebackers
1994	Virginia Tech	Inside Linebackers/ Special Teams
1993	Virginia Tech	Linebackers/Special Teams
1988-92	Virginia Tech	Outside Linebackers
1987	Virginia Tech	Inside Linebackers
1986	Murray State	Linebackers/Special Teams
1983-85	Murray State	Outside Linebackers
1981-82	Murray State	Graduate Assistant



SHUTOUTS DURING THE FOSTER ERA (36)

Date	Score	Opponent	Date	Score	Opponent
9/23/89	23-0	Temple	9/6/03	43-0	James Madison
11/4/89	18-0	Vanderbilt	9/11/04	63-0	Western Michigan
10/7/95	14-0	at Navy	10/16/04	62-0	Florida A&M
10/28/95	27-0	at West Virginia	9/10/05	45-0	at Duke
10/12/96	38-0	Temple	9/17/05	45-0	Ohio
9/27/97	50-0	Arkansas State	9/2/06	38-0	Northeastern
11/1/97	37-0	UAB	9/16/06	36-0	Duke
9/12/98	37-0	at Clemson	11/11/06	23-0	Kent State
10/8/98	17-0	at Boston College	11/25/06	17-0	Virginia
10/24/98	41-0	at UAB	9/25/10	19-0	at Boston College
9/4/99	47-0	James Madison	11/26/11	38-0	at Virginia
10/16/99	62-0	Syracuse	9/22/12	37-0	Bowling Green
9/16/00	49-0	Rutgers	9/17/16	49-0	Boston College
9/8/01	31-0	Western Michigan	9/9/17	27-0	Delaware
9/22/01	50-0	at Rutgers	9/23/17	38-0	Old Dominion
10/6/01	35-0	at West Virginia	11/24/17	10-0	at Virginia
11/10/01	35-0	at Temple	11/16/19	45-0	at Georgia Tech
9/28/02	30-0	at Western Michigan	11/23/19	28-0	Pitt

Virginia Tech's 28-10 win over Texas in the 1995 Sugar Bowl propelled the program to new heights. Foster, then co-defensive coordinator with Rod Sharpless, helped lead a defense that held the Longhorns to 226 yards of total offense.



Foster won the 2006 Broyles Award, given annually to the top assistant coach in the country, and was a finalist on three other occasions (1999, 2001, 2005).

HOKIES AMONG FBS DEFENSIVE LEADERS

1996 – PRESENT

Rank	Category	No.
1st	Sacks	894.0
1st	Sack Yards	-6110
2nd	Interceptions	394
1st	Third-Down Pct.	31.6
1st	Completion Pct.	50.8
1st	INT Pct.	4.3
T-2nd	INT Return TDs	48
3rd	Passer Rating	108.0
3rd	Takeaways	630
3rd	Scoring	18.2
3rd	TD/INT Ratio	0.82
4th	Total Defense	311.8 ypg
3rd	Pass Defense	190.3 ypg
7th	Rush Defense	121.4 ypg

LUNCH PAIL DEFENSE

BY THE NUMBERS UNDER FOSTER

- 102-1 when holding foes to 10 points or fewer since 1996
- 74 defensive TDs since 1996
- 52 different Hokies have scored defensive TDs
- 45 players selected in NFL Draft
- 43 games with three or more INTs
- 36 shutouts since 1987
- 11 players drafted in first or second rounds
- 3 players earned Super Bowl rings – LB Cornell Brown, S Pierson Prioleau, S Kam Chancellor
- 4 Pro Bowlers – S Kam Chancellor, CB Brandon Flowers, CB Kyle Fuller and CB DeAngelo Hall



LUNCH PAIL DEFENSE = TOUCHDOWNS

1987 - PRESENT

95 Total TDs scored by the defense

- 60 pass interceptions
last Caleb Farley (17 yards) at Georgia Tech (11/16/19)
- 33 fumble returns
last Norrell Pollard (7 yards) vs. Pitt (11/23/19)
- 2 fumble recoveries
last Carl Bradley (in End Zone) at Rutgers (8/30/97)
- 11 total safeties by the defense
last vs. East Carolina (9/24/16)

FBS SHUTOUT LEADERS

2000 – PRESENT

1. Alabama	27
2. Virginia Tech	24
3. Ohio State	16
4. TCU	15
LSU	15
6. Boise State	13
Oklahoma	13
Michigan	13
Penn State	13
10. Florida State	12
USC	12
Texas	12





The History of the Lunch Pail

- The famed Virginia Tech Lunch Pail has come to symbolize the blue-collar approach of the Hokies' defense under longtime defensive coordinate Bud Foster.
- In 1995, Foster served as co-defensive coordinator with Rod Sharpless, whose mother-in-law found the original Lunch Pail in Mercerville, New Jersey. The pail once belonged to a coal miner and after a record-setting defensive season, the Lunch Pail became an iconic part of Hokies' lore.
- The Pail travels wherever the Hokies go and its care is only entrusted to a defensive leader.
- Before the start of every season, a signed mission statement from the defense is placed in The Pail. Then every week, unit goals, team goals and keys to success are placed in The Pail, plus the turf from any road victories.
- Since 2007, The Pail has also contained the names of the 32 fallen Hokies taken in the April 16 tragedy.
- Darryl Tapp is the only player who has ever earned lifetime possession of an incarnation of The Pail from Foster.



NFL HOKIES MENTORED BY FOSTER


- Virginia Tech has had 45 defensive players selected in the NFL Draft during Bud Foster's tenure.
- 21 defensive backs have been taken in the Draft since 1997, including Foster's four Pro Bowlers: Kam Chancellor, Brandon Flowers, Kyle Fuller and DeAngelo Hall.
- Since 1996, when Foster became sole defensive coordinator, Tech has had 11 players drafted in the first and second rounds:

- S Torrian Gray – Minnesota (D2-97)
 - DT John Engelberger – San Francisco (D2-00)
 - CB Ike Charlton – Seattle (D2-00)
 - CB DeAngelo Hall – Atlanta (D1-04)
 - DB Jimmy Williams – Atlanta (D2-06)
 - DE Darryl Tapp* – Seattle (D2-06)
 - DB Brandon Flowers – Kansas City (D2-08)
 - DE Jason Worilds – Pittsburgh (D2-10)
 - CB Kyle Fuller – Chicago (D1-14)
 - LB Tremaine Edmunds – Buffalo (D1-18)
 - S Terrell Edmunds – Pittsburgh (D1-18)
- *Joined Tech's coaching staff in 2020



* *BeamerBall By The Numbers*

- Even though the namesake is no longer the big whistle in Blacksburg, Virginia Tech's BeamerBall philosophy has not waned under fourth-year head coach Justin Fuente.
- There have been 153 non-offensive touchdowns and 146 blocked kicks by Virginia Tech since Frank Beamer's first season as head coach in 1987.
- Under Fuente, the Hokies have scored 13 non-offensive touchdowns – four fumble return touchdowns, three punt return touchdowns, three interception return touchdowns, two blocked punt return touchdowns and one blocked field goal return touchdown.
- The Hokies have blocked more kicks over the last four seasons under Fuente (13) than the previous five seasons combined (9).



THE 25 JERSEY

- Head coach Justin Fuente and the Hokies pay homage to Frank Beamer and Virginia Tech's legacy of excellence on special teams by selecting a special teams player of the week who will wear No. 25.
- With Coach Beamer's blessing, his retired No. 25 was worn by a player who exemplified the role special teams played during Virginia Tech's rise to national prominence.

2019 NO. 25 GAME BY GAME

Opponent	Honoree
at Boston College	Tyree Rodgers
Old Dominion	Divine Deablo
Furman	Dylan Rlvers
Duke	Oscar Bradburn
at Miami	Jarrod Hewitt
Rhode Island	Devon Hunter
North Carolina	Rayshard Ashby
at Notre Dame	Armani Chatman
Wake Forest	Divine Deablo
at Georgia Tech	Khalil Ladler
Pitt	James Mitchell
Virginia	Rayshard Ashby & Dalton Keene
Kentucky	TBA

* Noun

1. The foundational coaching philosophy of legendary Virginia Tech head coach Frank Beamer; the belief that scoring points is a team effort that can be done in all three phases of the game – offense, defense and special teams.

NON-OFFENSIVE TOUCHDOWNS SINCE 1987

1987: Jon Jeffries, 92-yd. kickoff return vs. Clemson; Don Stokes, recovered blocked punt in end zone vs. Syracuse; Randy Cockrell, 90-yd. interception return vs. Navy.

1988: Don Stokes, recovered blocked punt in end zone vs. Southern Miss; Jock Jones, recovered blocked punt in end zone vs. West Virginia; Roger Brown, 55-yd. interception return vs. South Carolina; Leslie Bailey, 19-yd. interception return vs. South Carolina.

1989: Marcus Mickel, 90-yd. kickoff return vs. Clemson; Jock Jones, 55-yd. interception return vs. Tulane; Roger Brown, 55-yd. interception return vs. North Carolina State.

1990: The '90 season marked the first and only season to date during Beamer's tenure that Tech failed to score at least one TD on either defense or special teams.

1991: P.J. Preston, recovered fumble in end zone vs. Oklahoma; Ken Landrum, 18-yd. blocked punt return vs. Cincinnati; Kirk Alexander, 95-yd. interception return vs. Cincinnati.

1992: Tyrone Drakeford, 40-yd. interception return vs. East Carolina; Tony Kennedy, 91-yd. kickoff return vs. Louisville; Ken Brown, 18-yd. interception return vs. Rutgers.

1993: William Ferrell, 7-yd. blocked punt return vs. Rutgers; DeWayne Knight, 23-yd. fumble return vs. Syracuse; Jeff Holland, 8-yd. fumble return vs. Virginia; Lawrence Lewis, 20-yd. fumble return vs. Indiana; Antonio Banks, 80-yd. blocked field goal return vs. Indiana.

1994: Torrian Gray, 66-yd. interception return vs. Boston College; Stacy Henley, 25-yd. blocked punt return vs. Temple; Lawrence Lewis, 60-yd. fumble return vs. East Carolina; Antonio Freeman, 80-yd. punt return vs. Pittsburgh.

1995: Jermaine Holmes, recovered blocked punt in end zone vs. Akron; Hank Coleman, 51-yd. fumble return vs. Rutgers; Myron Newsome, 71-yd. interception return vs. Rutgers; Larry Green, 37-yd. interception return vs. West Virginia; Jim Baron, 46-yd. fumble return vs. Temple; J.C. Price, 19-yd. interception return vs. Temple; Antonio Banks, 65-yd. interception return vs. Virginia; Bryan Still, 60-yd. punt return vs. Texas; Jim Baron, 20-yd. fumble return vs. Texas.

1996: Cornelius White, 60-yd. blocked punt return vs. Syracuse; Keion Carpenter, 100-yd. interception return vs. Miami.

1997: Carl Bradley, recovered fumble in end zone vs. Rutgers; Pierson Prioleau, 43-yd. fumble return vs. Rutgers; Lorenzo Ferguson, 84-yd. interception return vs. Arkansas St.; Anthony Midget, 22-yd. fumble return vs. Pittsburgh.

1998: Keion Carpenter, 16-yd. interception return vs. Pittsburgh; Pierson Prioleau, 85-yd. interception return vs. Boston College; Marcus Gildersleeve, recovered blocked punt in end zone vs. UAB; Ricky Hall, 17-yd. blocked punt return vs. West Virginia; Ricky Hall, recovered blocked punt in end zone vs. Syracuse; Loren Johnson, 78-yd. fumble return vs. Syracuse; Ike Charlton, 26-yd. interception return vs. Rutgers; Jamel Smith, 98-yd. interception

return vs. Rutgers; Anthony Midget, 27-yd. interception return vs. Alabama.

1999: Ike Charlton, 34-yd. interception return vs. Clemson; Corey Moore, 32-yd. fumble return vs. Clemson; Cory Bird, 26-yd. fumble return vs. Syracuse; Phillip Summers, 43-yd. interception return vs. Syracuse; Tee Butler, recovered fumble by punter in end zone vs. Syracuse; Ricky Hall, 64-yd. punt return vs. Miami; Ike Charlton, 51-yd. fumble return vs. Miami; Larry Austin, 31-yd. interception return vs. Temple.

2000: Willie Pile, 11-yd. interception return vs. Akron; Cory Bird, 9-yd. blocked punt return vs. East Carolina; André Davis, 87-yd. punt return vs. East Carolina; André Davis, 71-yd. punt return vs. Boston College; André Davis, 76-yd. punt return vs. WVU; Nathaniel Adibi, 36-yd. fumble return vs. UCF.

2001: Channing Reed, 8-yd. fumble return vs. Rutgers; Kevin McCadam, 69-yd. interception return vs. UCF; André Davis, 55-yd. punt return vs. UCF; Jim Davis (de), 27 yd. interception return vs. West Virginia; Kevin McCadam, 9-yd. fumble return vs. Boston College; Ronyell Whitaker, 71-yd. blocked field goal return vs. Pittsburgh; Brandon Manning, 22-yd. blocked punt return vs. Miami.

2002: DeAngelo Hall, 69-yd. punt return vs. Arkansas State; DeAngelo Hall, 49-yd. interception return vs. Arkansas State; Jason Lallis, 59-yd. fumble return vs. Arkansas State; Alex Markogiannakis, 25-yd. fumble return vs. Western Michigan; DeAngelo Hall, 51-yd. punt return vs. Rutgers; Darryl Tapp, 11-yd. blocked punt return vs. Virginia; Willie Pile, 96-yd. interception return vs. Miami.

2003: Jason Lallis, 45-yd. interception return vs. UCF; Eric Green, 84-yd. interception return vs. UConn; Mike Imoh, 91-yd. kickoff return vs. UConn; Chris Clifton, 16-yd. blocked punt return vs. UConn; Jimmy Williams, 55-yd. interception return vs. Rutgers; DeAngelo Hall, 58-yd. punt return vs. Syracuse; DeAngelo Hall, 60-yd. punt return vs. Syracuse; Vincent Fuller, 50-yd. fumble return vs. WVU; DeAngelo Hall, 28-yd. fumble return vs. Miami; Eric Green, 51-yd. interception return vs. Miami; DeAngelo Hall, 52-yd. punt return vs. Cal.

2004: Jason Lallis, 28-yd. fumble return vs. Western Michigan; Brandon Flowers, 38-yd. interception return vs. Western Michigan; Vincent Fuller, 74-yd. blocked field goal return vs. West Virginia; Bl. Warren, 46-yd. interception return vs. Florida A&M; Roland Minor, 64-yd. interception return vs. Georgia Tech; Jimmy Williams, 34-yd. interception return vs. Maryland.

2005: Roland Minor, 23-yd. interception return vs. Duke; D.J. Parker, 78-yd. blocked field goal return vs. Georgia Tech; Xavier Adibi, 25-yd. interception return vs. Georgia Tech; Chris Ellis, 29-yd. interception return vs. Georgia Tech; Vince Hall, 15-yd. fumble return vs. Marshall; Vince Hall, 13-yd. interception return vs. Boston College; James Anderson, 39-yd. interception return vs. Louisville.

2006: Brenden Hill, 69-yd. interception return vs. North Carolina; Eddie Royal, 58-yd. punt return vs. Duke; Victor "Macho" Harris, 72-yd. interception return vs. Cincinnati;

Noland Burchette, 15-yd. fumble return vs. Kent State; Xavier Adibi, 35-yd. fumble return vs. Wake Forest.

2007: Victor "Macho" Harris, 17-yd. interception return vs. East Carolina; Brandon Flowers, 49-yd. interception return vs. William & Mary; Eddie Royal, 60-yd. punt return vs. William & Mary; D.J. Parker, 32-yd. interception return vs. Clemson; Eddie Royal, 82-yd. punt return vs. Clemson; Victor "Macho" Harris, 100-yd. kickoff return vs. Clemson; Chris Ellis, 5-yd. interception return vs. Florida State; Xavier Adibi, 40-yd. interception return vs. Boston College; Justin Harper, 84-yd. punt return vs. Kansas.

2008: Stephan Virgil, 30-yd. fumble return vs. East Carolina; Brett Warren, 36-yd. interception return vs. Boston College; Victor "Macho" Harris, 55-yd. interception return vs. Boston College; Victor "Macho" Harris, 23-yd. interception return vs. Duke; Orion Martin, 17-yd. fumble return vs. Boston College.

2009: Dyrell Roberts, 98-yd. kickoff return vs. Alabama; Jayron Hosley, 64-yd. punt return vs. Marshall; Matt Reidy, 1-yd. blocked punt return vs. Miami; Rashad Carmichael 22-yd. interception return vs. Boston College.

2010: Rashad Carmichael, 68-yd. interception return

vs. East Carolina; David Wilson, 92-yd. kickoff return vs. NC State; Jayron Hosley, 80-yd. punt return vs. Central Michigan; David Wilson, 90-yd. kickoff return vs. Georgia Tech; Jeron Gouveia-Winslow, 24-yd. interception return vs. Florida State.

2011: Kyle Fuller, recovered blocked punt in end zone vs. Appalachian State.

2012: Kyshoen Jarrett, 94-yd. punt return vs. Pittsburgh; Demitri Knowles, 93-yd. kickoff return vs. North Carolina.

2013: Detrick Bonner, 37-yd. interception return vs. Western Carolina; Derek Di Nardo 11-yd. blocked punt return vs. Marshall.

2014: Donovan Riley, 63-yd. interception return vs. Ohio State; Andrew Motuapuaka 11-yd. fumble return on kickoff vs. Western Michigan; Kendall Fuller, 47-yd. interception return vs. North Carolina; Bucky Hodges recovered blocked punt in end zone vs. Virginia; Greg Stroman, 12-yd. fumble return vs. Cincinnati.

2015: Andrew Motuapuaka 18-yd. interception return vs. Furman; Chuck Clark 20-yd. fumble return vs. Purdue;

Anthony Shegog 15-yd blocked punt return vs. Purdue; Andrew Motuapuaka 34-yd. fumble return vs. Boston College.

2016: Johnathan Galante and Terrell Edmunds, special teams safety vs. Liberty; Ken Ekanem and Tremaine Edmunds, defensive safety vs. East Carolina; Greg Stroman 87-yd. punt return vs. East Carolina; Adonis Alexander 75-yd. blocked FG return at Duke; Andrew Motuapuaka 70-yd. fumble return vs. Virginia.

2017: Greg Stroman 61-yd. punt return vs. Delaware; Ricky Walker 12-yd. fumble return vs. North Carolina; Reggie Floyd 69-yd. interception return vs. North Carolina, Greg Stroman 91-yd. punt return vs. North Carolina; Greg Stroman 24-yd. INT return at Georgia Tech.

2018: Eric Kumah 3-yd. blocked punt return at Florida State; Jovonn Quillen 0-yd. blocked punt return vs. Virginia.

2019: Divine Deablo 98-yard fumble return at Notre Dame, Caleb Farley 17-yd interception return at Georgia Tech, Norell Pollard 7-yard fumble return vs. Pitt.

BLOCKED KICKS SINCE 1987

1987 (1 punt, 1 PAT, 1 FG)

Syracuse – punt* (Jimmy Whitten) L
East Carolina – PAT (na) L
Cincinnati – FG (Roger Brown) W

1988 (4 punts, 3 FGs)

at Clemson – punt (Jock Jones) L
at Southern Miss – punt* (Archie Hopkins) L
West Virginia – punt* (Archie Hopkins) L
at Cincinnati – punt+ (Jock Jones) W
at Louisville – FG (Jimmy Whitten) L
at Florida State – FG (Roger Brown);
FG+ (Roger Brown) L

1989 (1 punt, 1 FG)

Tulane – punt+ (Archie Hopkins) W
at NC State – FG (Jock Jones) W

1990 (2 punts, 4 PATs, 1 FG)

at East Carolina – PAT (John Rivers) W
South Carolina – PAT (John Rivers) L
at Florida State – punt+ (Scott Jones) L
West Virginia – FG+ (Bernard Basham) W
at Temple – punt (Archie Hopkins) L
NC State – PAT (Bernard Basham) W
Virginia – PAT (Bernard Basham) W

1991 (3 punts, 3 FGs)

James Madison – FG (Bernard Basham) W
at Oklahoma – FG (Bernard Basham) L
Cincinnati – punt+ (P.J. Preston);
punt* (Kirk Alexander) W
Louisville – FG (John Rivers) W
East Carolina – punt (Marcus McClung) L

1992 (5 PATs, 1 FG)

James Madison – PAT (John Rivers);
FG+ (Kirk Alexander) W
at East Carolina – PAT (Bernard Basham) L
West Virginia – PAT (David Wimmer) L
Miami – PAT (Bernard Basham) L
Virginia – PAT (David Wimmer) L

1993 (4 punts, 2 FGs)

at Miami – punt@ (Willie Wilkins) L
Maryland – FG (George DelRocco) W
Rutgers – punt* (Marcus McClung) W
Syracuse – punt+ (William Ferrell) W
at Virginia – punt# (Brandon Semones) W
vs. Indiana – FG* (Jeff Holland) W

1994 (2 punts, 2 FGs)

Arkansas St. – FG (Cornell Brown) W
Temple – punt* (William Ferrell) W
at Miami – punt# (Michael Williams) L
Rutgers – FG (Michael Williams) W

1995 (4 punts, 3 PATs, 1 FG)

BC – PAT (Waverly Jackson) L
Cincinnati – FG (Jim Baron);
PAT (Lawrence Lewis) L
Miami – punt# (Angelo Harrison) W
at Pittsburgh – punt+ (Angelo Harrison);
punt# (Angelo Harrison) W
Akron – punt* (Okesa Smith);
PAT (Lawrence Lewis) W

1996 (5 punts, 1 PAT)

at Akron – PAT (John Engelberger) W
at BC – punt+ (Keion Carpenter) W
at Syracuse – punt* (Cornelius White) L
Temple – punt (Keion Carpenter) W
SW Louisiana – punt (Michael Stuewe);
punt+ (Keion Carpenter) W

1997 (2 punts, 3 PATs, 2 FGs)

Arkansas St. – FG+ (Carl Bradley) W
at WVU – punt# (Phillip Summers) L
Miami – PAT (Carl Bradley) W
at Pittsburgh – PAT (Corey Moore);
PAT (John Engelberger) L
at Virginia – punt (Keion Carpenter);
FG (John Engelberger) L

1998 (8 punts, 2 PATs, 2 FGs)

East Carolina – FG+ (Corey Moore) W
at Miami – PAT (John Engelberger) W
Pittsburgh – FG (Corey Moore);
punt# (Larry Austin) W
at Boston College – punt (Keion Carpenter);
punt+ (André Davis) W
at UAB – punt* (Larry Austin) W
WVU – punt* (Marcus Gildersleeve);
PAT (John Engelberger) W
at Syracuse – punt* (Anthony Midget) L
vs. Alabama – punt (Keion Carpenter);
punt+ (Corey Moore) W

1999 (1 punt, 1 PAT)

at Rutgers – PAT^ (Carl Bradley) W
at Pittsburgh – punt+ (André Davis) W

2000 (4 punts, 2 FGs, 2 PATs)

Akron – FG+ (Cory Bird) W
at East Carolina – punt* (Wayne Ward);
FG (Larry Austin) W
Rutgers – punt+ (Eric Green) W
Temple – punt+ (Wayne Ward) W
West Virginia – punt (Lee Suggs)
PAT (Lamar Cobb) W
Pittsburgh – PAT (David Pugh) W

2001 (5 punts, 2 FGs)

W. Michigan – punt+ (Wayne Ward) W
at Rutgers – punt@ (Eric Green) W
UCF – punt@ (Brandon Manning) W
at Pittsburgh – FG* (Lamar Cobb) L
at Virginia – punt (Wayne Ward) W
Miami – FG# (David Pugh);
punt* (Eric Green) L

2002 (5 punts, 2 FGs)

LSU – punt+ (Justin Hamilton);
punt@ (Jason Lallis) W
Marshall – FG+ (Team) W
at Western Michigan – FG (Jeff King) W
Pittsburgh – punt+ (Nathaniel Adibi) L
West Virginia – punt# (Ernest Wilford) L
Virginia – punt* (Justin Hamilton) W

2003 (1 punt, 3 FGs)

UConn – punt* (Nathaniel Adibi) W
at Rutgers – FG (Jeff King) W
Syracuse – FG (Vincent Fuller) W
Miami – FG (Eric Green) W

2004 (1 punt, 3 FGs)

W. Michigan – FG+ (Jim Davis);
punt+ (Darryl Tapp) W
West Virginia – FG* (Jim Davis) W
Virginia – FG (Jim Davis) W

2005 (2 FGs, 1 punt)

Georgia Tech – FG* (Jeff King) W
North Carolina – FG+ (Darryl Tapp);
punt+ (Macho Harris) W

2006 (3 punts, 2 FGs)

Northeastern – punt+ (Cary Wade);
FG (Kory Robertson) W
at North Carolina – punt+ (Josh Morgan) W
Cincinnati – punt@ (Josh Morgan) W
at Miami – FG (Duane Brown) W

2007 (2 punts, 1 FG, 1 PAT)

at Duke – punt+ (Stephan Virgil) W
at Virginia – punt# (Damon Morgan) W
vs. Boston College (ACC) – FG (Duane Brown)
PAT^ (Duane Brown) W

2008 (2 PAT, 2 FGs, 1 punt)

vs. East Carolina – PAT^ (John Graves) L
Furman – FG (John Graves) W
Georgia Tech – PAT (John Graves) W
at Nebraska – punt@ (Stephan Virgil) W
at BC – FG# (Jason Worlds) L

2009 (1 punt)

Miami – punt* (Jacob Sykes) W

2010 (2 PAT, 1 punt)

vs. Boise State – punt (Damon Morgan)
PAT (Andre Smith) L
vs. Stanford – PAT (Andre Smith) L

2011 (1 punt)

Appalachian State – punt* (Tony Gregory) W

2012 (1 punt)

Austin Peay – punt+ (Tony Gregory) W

2013 (1 punt, 1 FG)

Marshall – punt+ (Kyle Fuller)
FG (Derrick Hopkins) W

2014 (1 FG, 1 PAT, 1 punt)

at Pitt – FG+ (Dadi Nicolas) L
Miami – PAT (Dadi Nicolas) L
Virginia – punt* (C.J. Reavis) W

2015 (1 FG, 1 punt)

at Purdue – punt* (Terrell Edmunds) W
Pitt – FG (Vinny Mihota) L

2016 (2 FG, 2 punts)

ECU – FG+ (Tim Settle)
punt+ (Cam Phillips) W
at Syracuse – FG (Vinny Mihota) L
at Duke – punt* (Greg Stroman) W

2017 (1 FG, 5 punts)

at ECU – FG+ (Tim Settle) W
at Boston College – punt# (Khalil Ladler) W
UNC – punt# (Deon Newsome) W
Pitt – punt (Anthony Shegog) W
Pitt – punt (Jovonn Quillen) W
at Virginia – punt# (Jovonn Quillen) W

2018 (2 punts)

at FSU – punt* (Chris Cunningham) W
vs. UVA – punt* (Tré Turner) W

2019 (1 FG)

vs. UNC – FG (Luke Tenuta) W

* - recovered or returned for TD;
+ - led to TD;
@ - led to safety;
- led to field goal;
^ - led to a two-point defensive extra point

NON-OFFENSIVE TD LEADERS

- DeAngelo Hall 7 (5 PR/1 FR/1 IR)
- Greg Stroman 6 (4 PR/1 FR/1 INT)
- Macho Harris 5 (4 IR/1 KOR)
- Andrew Motuapuaka 4 (1 IR/3 FR)
André Davis. 4 (4 PR)
- Xavier Adibi. 3 (2 IR/1 FR)
Ike Charlton. 3 (2 IR/1 FR)
Ricky Hall 3 (1 PR/1 BPR/1 RBP)
Jason Lallis 3 (2 FR/1 IR)
Eddie Royal 3 (3 PR)

BLOCKED KICK LEADERS

- Bernard Basham. 7 (3 FG/4 PAT)
- Keion Carpenter. 6 (6 Punts)
- John Engelberger 5 (1 FG/4 PAT)
- Eric Green. 4 (3 Punts/1 FG)
Archie Hopkins 4 (4 punts)
Corey Moore. 4 (2 FG, PAT, punt)
John Rivers 4 (3 PAT, FG)
Wayne Ward 4 (4 punts)

SPECIAL TEAMS SCORES

▪ 1987 - PRESENT

61 Total TDs scored by special teams

- **23 punt returns**
last Greg Stroman (91 yds)
vs. North Carolina (10/21/17)
- **22 blocked punts**
last Jovonn Quillen (0 yds)
vs. Virginia (11/23/18)
- **9 kickoff returns**
last Demitri Knowles (93 yds)
at North Carolina (10/6/12)
- **5 blocked field goals**
last Adonis Alexander (75 yds)
at Duke (11/5/16)
- **1 fumble recovery**
last Tee Butler (in End Zone)
vs. Syracuse (10/16/99)
- **1 fumble return**
last Andrew Motuapuaka (on KO)
vs. Western Michigan (9/27/14)
- **11 total safeties on special teams**
last vs. Liberty (9/3/16)

GAME ONE



VIRGINIA TECH 28
BOSTON COLLEGE 35

ALUMNI STADIUM • CHESTNUT HILL, MASS. • AUG. 31, 2019 • ATT: 35,213

Despite 344 yards and four touchdowns passing from quarterback Ryan Willis, the Virginia Tech football fell 35-38 to Boston College in an ACC game played Saturday afternoon and a game that marked the season opener for both teams.

The Hokies had won in their previous two visits to Chestnut Hill, but turnovers doomed them in this one, as the Hokies committed five of them and the Eagles scored 14 points off of those turnovers.

Trailing 35-21 late in the fourth quarter, the Hokies went on an 18-play march that used 2:30 off the clock and scored on an 11-yard touchdown pass from Willis to Kaleb Smith with 2:13 remaining. But on the ensuing possession, BC tailback AJ Dillon ran for 11 yards on third-and-9, and the Eagles ran out the clock for the win.

The Hokies actually led early in the game, taking a 14-7 advantage after a 20-yard touchdown pass from Willis to freshman receiver Tayvion Robinson. The extra point gave the Hokies the lead with 11:29 left in the first half.

But the remainder of the second quarter was all BC, as the Eagles took the lead and never trailed again, converting two Tech turnovers into 14 points. BC first tied the game at 14 on a 17-yard touchdown run by Dillon with 7:58 left in the half, and moments later, took advantage of a Willis fumble that gave the Eagles great field position at the Tech 17. That drive ended with a 17-yard touchdown pass from Anthony Brown to Kobay White with 6:20 remaining in the half that gave BC a 21-14 lead.

The critical turnover, though, came toward the end of the first half when Tech's Hezekiah Grimsley muffed a punt, which BC recovered at the Tech 20. Two plays later, Brown scampered into the end zone, giving the Eagles a 28-14 advantage. Tech drove into BC territory on its final drive of the half, but a Willis pass into the end zone was intercepted by BC's Joseph Sparacio.

The Hokies managed to cut the lead to 28-21 on a 10-yard touchdown pass from Willis to James Mitchell with 3:09 left in the third quarter, but the Eagles answered on a 1-yard touchdown run by David Bailey with 7:53 left in the game.

Tech finished with 442 yards of offense, while the Eagles ended with 432 yards.

SCORING	1	2	3	4	F
Virginia Tech	7	7	7	7	28
Boston College	7	21	0	7	35

- 1st - 12:01** BC Flowers 33 yd pass from Brown (Boumerhi kick), (5-67, 1:18)
- 1st - 04:43** VT Grimsley, H 55 yd pass from Willis (Johnson kick), (6-79, 2:51)
- 2nd - 11:29** VT Robinson, T 20 yd pass from Willis (Johnson, B kick), (9-88, 3:31)
- 2nd - 07:58** BC Dillon 17 yd run (Boumerhi kick), (9-75, 3:27)
- 2nd - 06:20** BC White 17 yd pass from Brown (Boumerhi kick), (3-17, 0:42)
- 2nd - 02:08** BC Brown 28 yd run (Boumerhi kick), (2-28, 0:14)
- 3rd - 03:09** VT Mitchell 11 yd pass from Willis (Johnson kick), (11-59, 5:27)
- 4th - 07:53** BC Bailey 1 yd run (Boumerhi kick), (10-56, 3:31)
- 4th - 02:13** VT Smith 11 yd pass from Willis (Johnson kick), (18-83, 5:40)

TEAM STATS	VT	BC
First downs	29	18
Rushing yds.	42-98	48-157
Passing yds.	344	275
Punt return yds.	9	23
Passes	29-47-3	15-27-1
Punts-avg.	6-45.5	6-38.5
Fumbles-lost	0-0	0-0
Penalties-yds.	4-20	6-32
Time of poss.	33:58	26:02

INDIVIDUAL STATS

Rushing — VT: King 10-33, McCleave 11-32, Holston 6-19, Willis 13-13, Turner 1-7; BC: Dillon 23-81, Bailey 12-38, Flowers 3-25, Brown 5-15, Richardson 1-2, TEAM 4 (-4).
Passing — VT: Willis 29-47-3 344; BC: Brown 15-26-0, White 0-1-1.
Receiving — VT: Grimsley 4-98, Robinson 6-72, Smith 4-62, Turner 5-49, Mitchell 2-22, Patterson 2-19, Keene 4-13, McCleave 1-6, King 1-3; BC: Flowers 2-91, White 3-73, Long 4-53, Bailey 1-27, Idrizi 2-20, Dillon 1-9, Burt 1-3, Glines 1- -1.

GAME TWO



OLD DOMINION 17
VIRGINIA TECH 31

LANE STADIUM • BLACKSBURG, VA. • SEPT. 7, 2019 • ATT: 57,282

Virginia Tech grabbed an early lead and never relinquished it en route to a 31-17 nonconference victory over Old Dominion on Saturday afternoon at Lane Stadium.

The victory pushed the Hokies to 1-1 on the season, while ODU fell to 1-1. Tech also avenged last season's 49-35 loss to the Monarchs in Norfolk.

Tech took command on its opening possession, marching 77 yards in 10 plays. A 20-yard pass play from quarterback Ryan Willis to tight end James Mitchell got the Hokies to the ODU 4, and on the next play, Keshawn King scored on a 4-yard run. Brian Johnson's extra point gave the Hokies a 7-0 lead less than 4 minutes into the game.

Tech pushed the lead to 24-3 on a Willis touchdown run on the first drive of the second half. Tech went 93 yards in 12 plays, finishing it off with a 1-yard run by Willis with 6:40 remaining in the third quarter.

The Monarchs made it a game with touchdowns on back-to-back drives spanning the third and fourth quarters. ODU quarterback Stone Smartt scored on a 3-yard run with 1:24 left in the third quarter, and then Smartt added another rushing touchdown minutes later with a 15-yard scamper that cut the Tech lead to 24-17 with 13:15 remaining.

But a long kickoff return by Terius Wheatley put the Hokies in great position, and Tech capitalized when Willis threw a 13-yard touchdown pass to Phil Patterson with just under 12 minutes to go. The Hokies weren't threatened again.

Tech finished with 403 yards of offense – led by Willis' 272 yards passing. ODU had 324 yards of offense.

SCORING	1	2	3	4	F
Old Dominion	3	0	7	7	17
Virginia Tech	10	7	7	7	31

- 1st - 11:30** VT King 4 yd run (Johnson kick), (10-77, 3:30)
- 1st - 04:47** ODU - RICE, Nick 34 yd field goal, (12-48, 6:43)
- 1st - 01:12** VT Johnson 24 yd field goal, (9-70, 3:30)
- 2nd - 05:17** VT Grimsley 9 yd pass from Willis (Johnson kick), (8-59, 2:48)
- 3rd - 06:40** VT Willis 1 yd run (Johnson kick), (12-93, 5:21)
- 3rd - 01:24** ODU SMARTT, Stone 3 yd run (RICE, Nick kick), (10-75, 5:16)
- 3rd - 03:09** VT Mitchell 11 yd pass from Willis (Johnson kick), (11-59, 5:27)
- 4th - 13:15** ODU SMARTT, Stone 15 yd run (RICE, Nick kick), (5-78, 1:34)
- 4th - 11:56** VT Patterson 13 yd pass from Willis (Johnson kick), (3-17, 1:08)

TEAM STATS	ODU	VT
First downs	19	21
Rushing yds.	43-202	39-131
Passing yds.	122	272
Punt return yds.	0	1
Passes	16-30-0	16-28-0
Punts-avg.	5-41.0	3-56.7
Fumbles-lost	1-0	2-2
Penalties-yds.	6-66	6-65
Time of poss.	33:20	26:40

INDIVIDUAL STATS

Rushing — VT: McCleave 20-72, King 6-23, Willis 8-34, Hooker 3-7, Robinson 1-3, Stewart 1-0; ODU: Davis 11-81, Strong 8-51, Smartt 16-48, deWeaver 2-8, Watson 1-7, Spencer 1-6, Cunningham 3-2.
Passing — VT: Willis 16-28-0; ODU: Smartt 16-30-0.
Receiving — VT: Robinson 4-62, Turner 3-60, Grimsley 2-45, Patterson 3-44, K. Smith 2-32, Mitchell 1-20, McCleave 1-9; ODU: Williams 3-36, Herslow 3-31, Kumah 3-24, Strong 3-22, Watson 4-9.

GAME THREE



FURMAN 17
VIRGINIA TECH 24

LANE STADIUM • BLACKSBURG, VA. • SEPT. 14, 2019 • ATT: 52,314

Tré Turner scored second half touchdowns rushing and receiving, helping Virginia Tech rally to a 24-17 nonconference victory over Furman on Saturday at Lane Stadium.

The win marked Tech's second straight and moved the Hokies to 2-1 on the season. Furman fell to 1-2.

The Hokies trailed 14-3 at halftime after Furman converted two Virginia Tech turnovers into touchdowns, but the Hokies scored on their first two possessions of the second half to grab the lead, and then Turner's 29-yard touchdown run with 5:04 remaining sealed the win.

Tech tailback Keshawn King rushed for 119 yards in his first collegiate start, and his 54-yard run on the second play of the second half got the Hokies going. The play set up a 3-yard touchdown run by James Mitchell that cut the Furman lead to 14-10 with 10 minutes left in the third quarter.

A fumble by Furman's Devin Wynn on the ensuing possession was costly, with the Hokies converting on Ryan Willis' 2-yard touchdown pass to Turner with 8:12 left in the third. That score enabled Virginia Tech to grab a 17-14 lead, and it never trailed again.

Turner's 29-yard touchdown run gave Tech some breathing room. The Hokies allowed a Furman field goal late, but recovered an onside kick in the final minute and ran out the clock.

Turner, a receiver, rushed for 68 yards and caught four passes for 29 yards. Willis completed 17 of 21 for 123 yards, with a touchdown and an interception.

Devin Abrams paced Furman (1-2) with 72 yards rushing on 10 carries. The Paladins only had 231 yards of offense.

SCORING	1	2	3	4	F
Furman	0	14	0	3	17
Virginia Tech	3	0	14	7	24

- 1st - 05:37** VT Johnson 35 yd field goal (10-28, 4:34)
- 2nd - 14:56** FUR Devin Abrams 4 yd run (Grayson Atkins kick) (6-41, 3:16)
- 2nd - 05:35** FUR Darren Grainger 15 yd run (Grayson Atkins kick), (9-42, 5:10)
- 3rd - 10:00** VT Mitchell, J 3 yd run (Johnson, B kick), (6-83, 2:15)
- 3rd - 08:12** VT Turner, T 2 yd pass from Willis, R (Johnson, B kick) (4-26, 1:38)
- 4th - 05:04** VT Turner, T 29 yd run (Johnson, B kick) (5-62, 1:51)
- 4th - 01:49** FUR Grayson Atkins 22 yd field goal (10-70, 3:15)

TEAM STATS	FUR	VT
First downs	12	18
Rushing yds.	42-163	43-227
Passing yds.	68	123
Punt return yds.	0	1
Passes	9-16-1	17-21-1
Punts-avg.	6-42.0	4-52.0
Fumbles-lost	1-1	1-1
Penalties-yds.	3-15	6-40
Time of poss.	30:12	29:48

INDIVIDUAL STATS

Rushing — VT: King 12-119, Turner 5-68, McCleave 10-24, Robinson 1-21, Steward 1-3, Mitchell 1-3, Willis 10--5; FUR: Abrams 10-72, Wynn 13-66, Grainger 15-19, Gordon 1-5, Watkins 3-1.
Passing — VT: Willis 17-21-1 123; FUR: Grainger 8-15-1 63.
Receiving — VT: Robinson 4-31, Turner 4-29, K. Smith 2-22, King, 2-16, Keene 2-14, Mitchell 2-10; FUR: Gordon 4-33, Anderson 2-19, Miller 1-8, Wynn 1-5, Armstrong 1-3.

GAME FOUR



DUKE 45
VIRGINIA TECH 10

LANE STADIUM • BLACKSBURG, VA. • SEPT. 27, 2019 • ATT: 59,537

Duke quarterback Quentin Harris threw two touchdown passes and ran for a score, lifting the Blue Devils to a 45-10 victory over Virginia Tech in an ACC game played Friday night at Lane Stadium.

With the loss, the Hokies fell to 2-2 on the season, 0-2 in the ACC. Duke moved to 3-1 overall, 1-0 in league play.

The Hokies led 3-0 at the end of the first quarter after a 20-yard field goal by Brian Johnson, but the Blue Devils converted a Tech fumble into a Harris touchdown pass to Noah Gray with a little more than 11 minutes left in the half. That started a string in which Duke scored touchdowns on three straight possessions to end the first half.

Duke added to its lead in the third quarter with a 32-yard field goal from AJ Reed and a 42-yard touchdown run by Harris.

Tech's lone score in the second half came on a 72-yard touchdown pass from quarterback Ryan Willis to Damon Hazelton with 2:31 remaining in the third quarter.

Deshawn McCleave rushed for 102 yards on 17 carries. Willis completed 7 of 18 for 112 yards, with a touchdown and an interception, as the Hokies finished with just 259 yards.

Harris led the Blue Devils, completing 20 of 27 for 163 yards and two touchdowns. He also rushed for 100 yards on 17 carries on a night when Duke wound up with 422 yard

SCORING	1	2	3	4	F
Duke	0	21	10	14	45
Virginia Tech	3	0	7	0	10

- 1st - 00:27** VT Johnson 20 yd field goal (10-38, 5:19)
- 2nd - 11:20** DU Gray, N 16 yd pass from Harris (Reed kick) (1-16, 0:05)
- 2nd - 06:43** DU Gray, N 1 yd pass from Harris (Reed kick) (9-67, 3:32)
- 2nd - 00:39** DU Jackson, D 25 yd pass from Calhoun (Reed kick) (9-91, 3:46)
- 3rd - 05:56** DU Reed 31 yd field goal (10-49, 3:08)
- 3rd - 03:30** DU Harris 42 yd run (Reed kick) (1-42, 0:08)
- 3rd - 02:21** VT Hazelton, D 72 yd pass from Willis (Johnson kick) (3-78, 0:54)
- 4th - 12:25** DU Jackson, D 32 yd run (Reed kick) (10-75, 5:06)
- 4th - 03:37** DU Katrenick, C. 9 yd run (Reed kick) (11-57, 7:24)

TEAM STATS	DU	VT
First downs	24	14
Rushing yds.	41-234	43-139
Passing yds.	188	120
Punt return yds.	20	25
Passes	21-28-0	8-20-1
Punts-avg.	4-42.2	5-41.2
Fumbles-lost	0-0	1-1
Penalties-yds.	8-62	5-52
Time of poss.	32:14	27:46

INDIVIDUAL STATS

Rushing — VT: McCleave 17-102, Steward 7-25, King 6-16, Willis 4-5, Robinson 2-3, Patterson 1-1, Mitchell 1-1, Turner 1-(-4), Hooker 4-(-11); DU: Harris 17-100, Jackson 9-55, Durant 11-29, Parker 1-28, Brown 2-13, Katrenick 1-9
Passing — VT: Willis 7-18-1 112, Hooker 1-2 8; DU: Harris 20-27 163, Calhoun 1-1 25

Receiving — VT: Hazelton 1-72, Robinson 4-25, Grimsley 1-9, Patterson 1-9, McCleave 1-5; DU: Durant 3-53, Gray 6-50, Jackson 5-45, Young 2-22, Bobo 2-12, Calhoun 3-6

GAME FIVE



VIRGINIA TECH 42
MIAMI 35

HARD ROCK STADIUM • MIAMI GARDENS, FL • OCT. 5, 2019 • ATTENDANCE: 53,183

Deshawn McCleave scored on a 3-yard run with 1:03 remaining to lift Virginia Tech to a wild 42-35 ACC victory over Miami on Saturday afternoon at Hard Rock Stadium.

With the win, the Hokies moved to 3-2 overall, 1-2 in ACC play. Miami, coming off a bye week, fell to 2-3 overall, 0-2 in the league. Tech also snapped a two-game losing streak to Miami.

The Hokies managed to pull out the victory despite squandering a 28-0 first half lead. Miami rallied in the fourth quarter, scoring 21 unanswered points – the final seven on a 62-yard run by DeeJay Dallas that tied the game at 28 with 3:16 remaining.

But the Hokies answered. Tech went on a 63-yard march that took five plays and scored on a 3-yard run by McCleave that gave it a 42-35 edge with 1:03 left.

Miami had one last chance. The 'Canes drove to the Tech 10 on the ensuing possession, but Tech linebacker Alan Tisdale broke up a N'Kosi Perry pass on the game's final play to seal the victory for the Hokies.

The Hokies grabbed that 28-0 lead primarily because Tech's defense forced five first half turnovers. The Hokies intercepted Miami quarterback Jarren Williams on each of the 'Canes first three possessions. Jermaine Waller intercepted two of those, and Tech scored touchdowns off both, with Hendon Hooker – making his first collegiate start – rushing for a score and throwing a 20-yard touchdown pass to tight end Dalton Keene. The Hokies later converted a Mike Harley fumble in a 1-yard touchdown run by James Mitchell.

Tech also scored in a more traditional fashion. The Hokies went on a 12-play, 80-yard march spanning the first and second quarter that ended with Hooker's second touchdown pass to Keene – a 17-yarder that gave Tech a 28-0 advantage early in the second quarter.

In the fourth quarter, Hooker threw a 5-yard touchdown pass to Keene to give the Hokies a 35-14 lead before Miami rallied to tie the game.

Taking over for Ryan Willis, Hooker, a redshirt sophomore completed 10 of 20 passes for 184 yards, with three touchdowns, and he also rushed for 76 yards and a score. Keene caught five passes for 73 yards and three touchdowns.

Tech's defense finished with nine tackles for a loss and a season-high seven sacks.

SCORING	1	2	3	4	F
Virginia Tech	21	7	0	14	42
Miami	0	7	7	21	35

- 1st - 09:48** VT Hooker 12 yd run (Johnson kick) (8-48, 3:54)
- 1st - 03:19** VT Keene 20 yd pass (Johnson kick) (2-23, 0:36)
- 1st - 02:16** VT Mitchell 1 yd run (Johnson kick) (4-20, 0:54)
- 2nd - 09:30** VT Keene 17 yd pass (Johnson kick) (12-80, 6:02)
- 2nd - 0:00** UM Pope 38 yd pass (Baxa kick) (5-84, 0:53)
- 3rd - 09:38** UM Jordan 6 yd pass (Baxa kick) (8-88, 3:33)
- 4th - 12:43** VT Keene 5 yd pass (Johnson kick) (4-80, 1:35)
- 4th - 07:03** UM Thomas 13 yd pass (Baxa kick) (10-65, 5:40)
- 4th - 04:55** UM Thomas 25 yd pass (Dallas rush) (6-61, 1:12)
- 4th - 03:16** UM Dallas 62 yd rush (Baxa kick failed) (2-69, 0:50)
- 4th - 01:03** VT McCleave 3 yd run (Johnson kick) (5-63, 2:13)

TEAM STATS	VT	UM
First downs	17	27
Rushing yds.	43-153	23-94
Passing yds.	184	469
Punt return yds.	3	29
Passes	10-20-0	32-55-4
Punts-avg.	7-50.1	3-48.7
Fumbles-lost	0-0	2-1
Penalties-yds.	5-50	11-90
Time of poss.	28:45	31:15

INDIVIDUAL STATS

Rushing — VT: Hooker 16-76, McCleave 14-57, King 12-19, Mitchell 1-1; UM: Dallas 6-66, Harris 2-19, Harley 2-18, Thomas 1-8, Murphy 1-1, Williams 2-(-2), Perry 9-(-16).

Passing — VT: Hooker 10-20-0 184; UM: Perry 28-47-1 422, Williams 4-7-3 47, Team 0-1-0 0.

Receiving — VT: Mitchell 3-75, Keene 5-73, Hazelton 1-29, Robinson 1-7; UM: Jordan 7-136, Thomas 6-124, Wiggins 4-64, Pope 2-45, Osborn 3-44, Harley 5-36, Dallas 3-12, Harris 1-6, Parrot 1-2.

GAME SIX



RHODE ISLAND 17
VIRGINIA TECH 34

LANE STADIUM • BLACKSBURG, VA • OCT. 12, 2019 • ATTENDANCE: 51,716

Virginia Tech quarterback Hendon Hooker threw three touchdown passes, including two to Damon Hazelton, and the Hokies pulled away in the second half to down Rhode Island 34-17 in a nonconference game Saturday afternoon at Lane Stadium. With the victory, the Hokies moved to 4-2 on the season. Rhode Island fell to 1-5. After throwing three touchdown passes in his first collegiate last weekend in the Hokies' 42-35 victory over Miami, Hooker again played well for Tech, guiding the Hokies on scoring drives on five of their first six possessions. He completed touchdown passes of 9 and 37 yards to Hazelton and 3 yards to tight end Dalton Keene.

Tech grabbed a 10-0 lead in the first quarter and never trailed. Brian Johnson's 22-yard field goal capped Tech's first drive of the game, and then the 9-yard touchdown pass to Hazelton gave the Hokies a 10-point lead. Hooker's second touchdown pass to Hazelton enabled the Hokies to take a 17-6 lead at halftime.

Rhode Island cut the Tech lead to 3 on a 9-yard touchdown pass from Vito Priore to Ahmere Dorsey on the Rams first possession of the second half. Rhode Island went for two points and got it, cutting the Hokie lead to 17-14 with 12:26 left in the third. But Tech answered, as a 10-play 93-yard drive ended with Hooker's touchdown pass to Keene to give the Hokies a 24-14 lead. Tech then scored 10 fourth quarter points to put the game away.

Hooker completed 16 of 27 for 261 yards, and more importantly, did not throw an interception. Hazelton caught five passes for 93 yards and the two touchdowns, and Deshawn McCleave rushed for 124 yards and a score.

Tech, which scored on six of eight possessions, finished with a season-high 485 yards of offense.

KEY PLAY

Tech made several big plays in this one, but one of the biggest – maybe the biggest – came toward the end of the first quarter. The Hokies led 3-0 and faced third-and-9 from the Rhode Island 19. Hooker couldn't connect with Hazelton, but the Rams' Rashod Dickerson was flagged for pass interference, giving the Hokies a first down at the Rhode Island 4. Two plays later, Hooker hit Hazelton on the 9-yard touchdown pass to give the Hokies a 10-0 lead, and they were off and running.

SCORING	1	2	3	4	F
Rhode Island	0	6	11	0	17
Virginia Tech	10	7	7	10	34

- 1st - 08:44** VT Johnson 22 yd field goal (13-81, 6:16)
- 1st - 01:17** VT Hazelton 9 yd pass from Hooker (Johnson kick) (9-86, 2:59)
- 2nd - 12:15** URI Carrick 41 yd field goal (7-51, 4:02)
- 2nd - 09:46** VT Hazelton 37 yd pass from Hooker (Johnson kick) (6-66, 2:28)
- 2nd - 03:29** URI Carrick 36 yd field goal (14-56, 6:17)
- 3rd - 12:26** URI Dorsey 9 yd pass from Priore (Parker pass) (8-75, 2:34)
- 3rd - 07:57** VT Keene 3 yd pass from Hooker (Johnson kick) (10-93, 4:25)
- 3rd - 02:37** URI Carrick 41 yd field goal (10-60, 5:16)
- 4th - 13:41** VT McCleave 1 yd run (Johnson kick) (9-75, 3:56)
- 4th - 02:06** VT Johnson 22 yd field goal (10-76, 5:27)

TEAM STATS	URI	VT
First downs	18	25
Rushing yds.	24	224
Passing yds.	286	261
Punt return yds.	0	0
Passes	26-48-0	16-28-0
Punts-avg.	2-29.5	1-39
Fumbles-lost	0-0	1-0
Penalties-yds.	8-67	6-54
Time of poss.	28:54	31:06

INDIVIDUAL STATS

Rushing — VT: McCleave 12-124, Hooker 15-43, King 6-30, Gary 4-24, Robinson 2-13 Team 1-(-10); URI: Bryant 10-54, Jones 1-3, Parker 1-0, Priore 3-(-33).

Passing — VT: Hooker 16-28-261 Robinson 0-1-0; URI: Priore 26-47-286, Parker 0-1-0

Receiving — VT: Hazelton 5-93, Keene 4-53, Robinson 4-48, King 1-40, Mitchell 1-27, Simmons 1-0; URI: Coulter 9-152, Parker 5-64, Dorsey 4-34, Bryant 5-19, Lee 1-14, Antrum 2-3.

GAME SEVEN



NORTH CAROLINA 41
VIRGINIA TECH 43

LANE STADIUM • BLACKSBURG, VA • OCT. 19, 2019 • ATTENDANCE: 65,632

BLACKSBURG – Quincy Patterson’s two-point conversion run in the sixth overtime lifted Virginia Tech a wild 43-41 victory over North Carolina on Saturday at Lane Stadium in the longest game in ACC history.

With the victory, the Hokies moved to 5-2 overall, 2-2 in the ACC, and they beat North Carolina for the fourth consecutive time. The Tar Heels fell to 3-4 overall, 2-2 in league play.

The game marked the nationwide debut of college football’s new overtime rules, which now call for going for two points after the fourth overtime. Both teams misfired on opportunities to win the game in earlier overtime periods, as Tech kicker Brian Johnson missed game-winning attempts from 41 and 42 yards and North Carolina kicker Noah Ruggles missed from 35 yards and had a 44-yard attempt blocked.

In the fifth overtime, the Hokies had the ball first, but Patterson’s pass to Damon Hazelton was broken up by the Tar Heels’ Storm Duck, giving the Tar Heels an opportunity to win the game.

North Carolina, though, couldn’t convert. Tech’s Khalil Ladler read a pitch play perfectly and tackled Michael Carter for a loss, sending the game into a sixth overtime. The Tar Heels received the ball first, but Ladler and others sacked quarterback Sam Howell, setting up Patterson’s game-winning conversion.

Patterson – the Hokies’ third-team quarterback coming into the game – played because of an injury to starter Hendon Hooker, who went down with a leg injury late in the first half. Ryan Willis threw a touchdown pass to Hazelton with 19 seconds left in the first half and then played the first two series of the second half before head coach Justin Fuente elected to go with Patterson the rest of the way.

Patterson rushed for 122 yards on 21 carries and threw for 54 yards and a touchdown to pace the Hokies, who finished with a season-high 490 yards of offense.

	1st	2nd	3rd	4th	OT	OT	OT	OT	OT	OT	F
North Carolina	10	7	7	7	3	7	0	0	0	0	41
Virginia Tech	7	14	0	10	3	7	0	0	0	2	43

- 1st - 14:12** NC Newsome 47 yd pass from Howell (Ruggles kick) (4-75, 0:48)
- 1st - 10:47** NC Ruggles 26 yd field goal (7-25, 2:20)
- 1st - 00:02** VT Turner 55 yd pass from Hooker (Johnson kick) (5-80, 2:01)
- 2nd - 06:55** NC Newsome 10 yd pass from Howell (Ruggles kick) (9-81, 3:59)
- 2nd - 03:29** VT McCleave 2 yd run (Johnson kick) (8-75, 3:26)
- 2nd - 00:19** VT Hazelton 11 yd pass from Willis (Johnson kick) (7-64, 2:39)
- 3rd - 09:27** NC Groves 6 yd pass from Howell (Ruggles kick) (8-71, 3:48)
- 4th - 09:29** VT Johnson 23 yd field goal (13-61, 6:49)
- 4th - 05:11** NC Green 68 yd pass from Howell (Ruggles kick) (3-80, 1:06)
- 4th - 04:31** VT Patterson 53 yd run (Johnson kick) (2-75, 0:40)
- OT - 15:00** VT Johnson 38 yd field goal (4-5, 0:00)
- OT - 15:00** NC Ruggles 29 yd field goal (7-13, 0:00)
- OT - 15:00** NC Corrales 8 yd pass from Howell (Ruggles kick) (6-25, 0:00)
- OT - 15:00** VT Hazelton 18 yd pass from Patterson (Johnson kick) (4-25, 0:00)
- OT - 15:00** VT Patterson 2 yd run (1-2, 0:00)

TEAM STATS	NC	VT
First downs	23	23
Rushing yds.	143	254
Passing yds.	348	236
Punt return yds.	0	9
Passes	26-49-0	14-21-0
Punts-avg.	7-277	6-295
Fumbles-lost	0-0	3-2
Penalties-yds.	9-69	5-36
Time of poss.	27:08	32:52

INDIVIDUAL STATS

Rushing — VT: Patterson II 21-122, McCleave 13-72, Hooker 10-41, Keene 7-25, Willis 4-(-13), Team 2-(-2), Robinson 1-(-1), Hazelton 1-3, Turner 1-7; NC: Carter 13-91, Williams 11-37, Williams 4-22, Newsome 1-3, Surratt 1-0, Howell 10-(-10)

Passing — VT: Hooker 8-12-127, Willis 3-3-55, Patterson II 3-6-54; NC: Howell 26-49-348

Receiving — VT: Turner 5-106, Hazelton 3-43, Mitchell 2-23, Robinson 1-22, McCleave 1-19, Keene 1-18, Smith 1-5; NC: Newsome 9-112, Green 1-68, Brown 2-53, Corrales 5-48, Walston 4-29, Groves 3-27, Williams 1-14, Carter 1-(-3).

GAME EIGHT



VIRGINIA TECH 20
#16 NOTRE DAME 21

NOTRE DAME STADIUM • NOTRE DAME, IND • NOV. 2, 2019 • ATTENDANCE: 77, 622

SOUTH BEND, Ind. – Notre Dame quarterback Ian Book scored on a 7-yard touchdown run with 29 seconds remaining and that carried the No. 16 Irish to a 21-20 nonconference victory over Virginia Tech on Saturday at Notre Dame Stadium.

With the loss, the Hokies fell to 5-3 overall on the season and saw their three-game winning streak come to an end. Notre Dame moved to 6-2 on the season. Tech took a 20-14 lead after the second of two second-half field goals by Brian Johnson. Johnson had given the Hokies a 17-14 lead on a 44-yard field goal early in the third quarter, and Tech pushed it to 20-14 on his 25-yarder early in the fourth quarter. But in the final three minutes, the Irish put together their best drive of the day. They marched 87 yards in 18 plays – converting on fourth down on two occasions – and scored on Book’s run. Jonathan Doerer’s extra point provided the final margin. Tech had one last chance, but a Quincy Patterson pass was intercepted, and the Irish ran out the clock.

Making the first start of his career in place of an injured Hendon Hooker, Patterson struggled for much of the game, completing just 9 of 28 pass attempts for 139 yards, with a touchdown and an interception. He rushed for 77 yards on 19 carries, carrying much of the load on a day when the Hokies’ offense amassed just 240 yards.

Patterson threw an 8-yard touchdown pass to Damon Hazelton with 1:15 left in the first quarter. Tech’s other touchdown came on a 98-yard fumble return by safety Divine Deablo with 9 seconds remaining in the first half. Notre Dame was in great shape to take a two-touchdown lead at halftime, but the Hokies’ Rayshard Ashby forced a fumble by Notre Dame’s Jafar Armstrong, and Deablo scooped up the ball and went 98 yards for the score.

GAME NOTES

- The game marked just Tech’s third road loss to a ranked opponent in the past decade.
- Deablo’s fumble return for a score marked the Hokies’ 11th non-offensive touchdown under head coach Justin Fuente, including three by fumble return.
- Deablo’s fumble return for a score marked the longest fumble return ever against Notre Dame.
- Deablo’s third-quarter interception marked the second of his career (West Virginia, 2017).
- Hazelton’s touchdown reception marked his sixth of the season and 18th of his career (14 at Tech). Hazelton has caught a touchdown reception in three consecutive games and four of the past five.
- Johnson’s 44-yard field goal in the third quarter marked his second-longest field goal of his career (45 yards, William & Mary).
- John Parker Romo served as the Hokies’ punter against the Irish after normal starter Oscar Bradburn went down with an injury this past week.

	1	2	3	4	F
Virginia Tech	7	7	3	3	20
Notre Dame	7	7	0	7	21

- 1st - 9:10** ND Kmet 8 yd pass from Book (Doerer kick) (2-26, 0:26)
- 1st - 01:15** VT Hazelton 8 yd pass from Patterson (Johnson kick) (8-45, 2:25)
- 2nd - 11:45** ND Tremble 4 yd pass from Book (Doerer kick) (11-77, 4:25)
- 2nd - 00:09** VT Deablo 98 yd fumble return (Johnson kick)
- 3rd - 11:00** VT Johnson 44 yd field goal (7-49, 4:00)
- 4th - 13:25** VT Johnson 25 yd field goal (10-76, 4:49)
- 4th - 00:29** ND Book 7 yd run (Doerer kick) (18-87, 2:53)

TEAM STATS	VT	ND
First downs	12	25
Rushing yds.	96	106
Passing yds.	139	336
Punt return yds.	0	24
Passes	9-29-1	29-53-2
Punts-avg.	8-44.2	6-38.8
Fumbles-lost	1-1	1-1
Penalties-yds.	6-53	7-75
Time of poss.	28:48	31:12

INDIVIDUAL STATS

Rushing — VT: Patterson 19-77, McCleave 13-32, Keene 2-2, Turner 2-(-15); ND: Book 13-50, Armstrong 19-37, Smith 3-14, Davis 1-7, Team 2-(-2).

Passing — VT: Patterson 9-28-1 139; ND: Book 29-53-2 336

Receiving — VT: Hazelton 5-63, Turner 2-58, Grimsley 2-18; ND: Claypool 8-118, Finker 5-51, Armstrong 4-49, Kmet 4-28, McKinley 1-26, Lenzy 2-25, Davis 3-22, Keys 1-13, Tremble 1-4

GAME NINE



#22 WAKE FOREST 17
VIRGINIA TECH 36

LANE STADIUM • BLACKSBURG, VA • NOV. 9, 2019 • ATTENDANCE: 65,632

BLACKSBURG – Hendon Hooker accounted for 311 yards of total offense and ran for a touchdown, and Virginia Tech received an outstanding game from its defense, all of which helped the Hokies upset No. 22 Wake Forest 36-17 in an ACC game played Saturday afternoon at Lane Stadium.

With the victory, the Hokies moved to 6-3 overall, 3-2 in the ACC, and they won for the fourth time in their past five games. Wake Forest fell to 7-2 overall, 3-2 in league play.

"It was fun to be a part of," Tech head coach Justin Fuente said. "I go back to this – I'm really proud of our kids. They just continue to battle and block out the noise and work hard and stick together, and it's fun to get to see them reap some benefits."

The Hokies, who need just one more win to become bowl eligible for the 27th consecutive season, overcame a 10-6 halftime deficit by scoring 30 second-half points and they beat a ranked team for the first time since last year at then-No. 22 Duke.

Deshawn McCleave scored touchdowns on back-to-back possessions in the third quarter. His 6-yard touchdown run with 7:02 remaining in the quarter gave the Hokies a 20-17 lead -- one they never would relinquish. He had 59 of the Hokies' 228 yards rushing.

Hooker completed 15 of 23 for 242 yards and rushed for 69 yards. His 7-yard touchdown run with 4:38 remaining sealed it.

Tech's defense, though, was the story of the game, as the Hokies held Wake Forest to season lows in yards (301) and points. Wake Forest came into the game ranked seventh nationally in total offense (510.6 ypg) and eighth in passing offense (323.6 ypg).

The Hokies also forced two turnovers and they sacked Wake Forest quarterback Jamie Newman three times – Wake had allowed just 10 sacks on the season coming into the game.

Newman completed just 16 of 35 passes for 238 yards with two touchdowns and two interceptions.

SCORING	1	2	3	4	F
Wake Forest	3	7	7	0	17
Virginia Tech	3	3	17	13	36

- 1st - 05:33** VT Johnson 35 yd field goal (19-64, 9:27)
- 1st - 05:33** WF Sciba 40 yd field goal (5-37, 1:23)
- 2nd - 07:47** VT Johnson 32 yd field goal (13-68, 7:02)
- 2nd - 05:48** WF Surratt 11 yd pass from Newman (Sciba kick) (7-57, 1:59)
- 3rd - 11:00** VT McCleave 2 yd run (Johnson kick) (4-74, 1:50)
- 3rd - 08:59** WF Surratt 24 yd pass from Newman (Sciba kick) (6-75, 2:01)
- 3rd - 7:02** VT McCleave 6 yd run (Johnson kick) (4-74, 1:50)
- 3rd - 05:30** VT Johnson 35 yd field goal (4-3, 1:25)
- 4th - 11:44** VT Mitchell 1 yd run (Hooker pass failed) (6-80, 3:09)
- 4th - 11:00** VT Hooker 7 yd run (Johnson kick) (1-7, 0:03)

TEAM STATS	WF	VT
First downs	16	21
Rushing yds.	29-63	48-228
Passing yds.	238	242
Punt return yds.	12	48
Passes	16-32-2	15-23-0
Punts-avg.	7-51.6	4-51.2
Fumbles-lost	0-0	3-2
Penalties-yds.	6-30	7-55
Time of poss.	23:51	36:09

INDIVIDUAL STATS

Rushing — VT: Turner 4-73, Hooker 15-69, McCleave 17-59, King 7-35, Robinson 1-7, Mitchell 1-1; WF: Carney 10-46, McKinney 3-13, Walker 3-11, Bowers 1(-3), Newman 12(-4).

Passing — VT: Hooker 15-23-0 242; WF: Newman 16-35-2 238, Bowers 0-1-0 0

Receiving — VT: Hazelton 7-86, Mitchell 3-58, Wheatley 1-50, Turner 2-30, McCleave 1-10, King 1-8; WF: Hinton 8-162, Surratt 4-53, Freudenthal 2-12, Jones 1-7, Carney 1-4.

GAME 10



VIRGINIA TECH 45
GEORGIA TECH 0

BOBBY DODD STADIUM • ATLANTA, GA • NOV. 16, 2019 • ATTENDANCE: 43,263

Virginia Tech jumped all over Georgia Tech from the opening kick, scoring touchdowns on four of its first six possessions and rolling to a 45-0 victory over the Yellow Jackets in an ACC game played Saturday afternoon at Bobby Dodd Stadium. Hendon Hooker rushed for two touchdowns and threw a touchdown pass for the Hokies, who won for the fifth time in their past six games. The victory moved them to 7-3 overall on the season, 4-2 in league play. The Yellow Jackets fell to 2-8 overall, 1-6 in the ACC.

Most importantly, with the win, Virginia Tech became bowl eligible for the 27th consecutive season.

The Hokies jumped on the Yellow Jackets quickly, scoring on back-to-back possessions in the first quarter. A 71-yard drive – aided by a 49-yard run by Tavynion Robinson on a reverse – ended with a 3-yard touchdown run by Hooker that gave the Hokies a 7-0 lead eight minutes into the game.

On its next possession, Tech went 77 yards in seven plays, getting a 37-yard pass play from Hooker to Tré Turner to get into Georgia Tech territory. The drive ended five plays later when Keshawn King scored on a 2-yard run that pushed the Tech lead to 14-0 with 2:49 remaining in the first quarter.

Those two scores marked the start of a dominating performance by the Hokies. Hooker scored a second touchdown on a 5-yard run in the second quarter, and Caleb Farley intercepted Georgia Tech's James Graham and returned the ball 17 yards for a touchdown giving the Hokies a 28-0 lead with 5:52 left in the first half. Brian Johnson's 22-yard field goal with 1:11 remaining in the half gave Virginia Tech a 31-0 bulge at the break.

The Hokies finished with 299 yards in the first half – and mercifully took a knee on their final possession of the half, or the yardage total would have been more. The Yellow Jackets had just one first down and 48 yards of offense.

Hooker threw a touchdown pass to James Mitchell early in the third quarter to push the lead to 38-0, and after that score, Virginia Tech's coaching staff started playing backups.

Virginia Tech's defense held Georgia Tech to just 134 yards of offense. The Hokies intercepted two passes and recorded four sacks in handing defensive coordinator Bud Foster his 35th shutout during his 33 seasons in Blacksburg.

The Hokies finished with 461 yards of offense. Hooker completed 9 of 13 for 159 yards and he rushed for 10 yards. Mitchell hauled in four passes for 90 yards and the score.

SCORING	1	2	3	4	F
Virginia Tech	14	17	14	0	45
Georgia Tech	0	0	0	0	0

- 1st - 07:53** VT Hooker 3 yd run (Johnson kick) (5-71, 2:00)
- 1st - 02:49** VT King 2 yd run (Johnson kick) (7-77, 3:33)
- 2nd - 12:09** VT Hooker 5 yd run (Johnson kick) (8-69, 3:39)
- 2nd - 05:52** VT Farley 17 yd interception return (Johnson kick)
- 2nd - 01:16** VT Johnson 22 yd field goal (5-39, 2:12)
- 3rd - 10:14** VT Mitchell 7 yd pass from Hooker (Johnson kick) (4-19, 1:34)
- 3rd - 02:06** VT Patterson 2 yd run (Johnson kick) (5-87, 2:33)

TEAM STATS	VT	GT
First downs	18	8
Rushing yds.	45-238	31-53
Passing yds.	223	81
Punt return yds.	34	18
Passes	11-16-0	11-25-2
Punts-avg.	4-45.0	9-48.2
Fumbles-lost	0-0	2-0
Penalties-yds.	2-30	6-40
Time of poss.	31:39	28:21

INDIVIDUAL STATS

Rushing — VT: Robinson 1-49, Patterson 9-40, Steward 6-40, Turner 1-39, McCleave 11-34, King 7-29, Hooker 7-10, Grimsley 1-3, Team 2(-6); GT: Griffin 2-21, Malloy 4-21, Yates 9-12, Showell 1-4, Graham 8-2, Howard 1-0, Mason 6(-7).

Passing — VT: Hooker 9-13-0 159, Patterson 2-2-0 64, Robinson 0-1-0 0; GT: Graham 7-14-2 43, Yates 4-11-0 38.

Receiving — VT: Mitchell 4-90, King 2-82, Turner 2-46, Keene 1-4, McCleave 1-1, Grimsley 1-0; GT: Sanders 2-22, Davis 2-17, Carter 1-17, Deveney 2-14, Howard 1-5, Brown 1-4, Harris 1-4, Oliver 1(-2).

GAME 11



PITT	0
VIRGINIA TECH	28

LANE STADIUM • BLACKSBURG, VA • NOV. 23, 2019 • ATTENDANCE: 55,936

BLACKSBURG – Hendon Hooker threw two touchdown passes, and Virginia Tech's defense played another great game, as the Hokies cruised past Pittsburgh 28-0 in an ACC game played Saturday afternoon at Lane Stadium.

Hooker threw touchdown passes to Tré Turner and Damon Hazelton, and Virginia Tech's defense scored on a fumble return, as the Hokies won for the sixth time in their past seven games and moved to 8-3 overall, 5-2 in the ACC. Pittsburgh fell to 7-4, 4-3 in the ACC.

The Virginia Tech win sets up an in-state showdown Saturday with rival Virginia, with the victor claiming the ACC's Coastal Division and the right to play in the ACC Championship Game on Dec. 7.

The Hokies came up with the big play early in the game when Hooker found Tavvion Robinson for a 71-yard gain to the Pittsburgh 1. On the next play, tight end James Mitchell carried it in, and the extra point gave the Hokies a 7-0 lead with 3:16 left in the first quarter.

Moments later, Virginia Tech linebacker Rayshard Ashby forced Pittsburgh quarterback Kenny Pickett to fumble, and defensive tackle Norell Pollard scooped up the loose ball, running it 7 yards into the end zone for the Hokies' second touchdown and a 14-0 lead.

The Hokies all but put the game away right before halftime. Virginia Tech went 90 yards in 12 plays, drawing Pittsburgh offsidies on a fourth-and-2 from the Pittsburgh 40 and scoring three plays later on a 3-yard touchdown pass from Hooker to Turner that gave them a 21-0 lead.

Tech closed the scoring with a 2-yard touchdown pass from Hooker to Hazelton in the fourth quarter.

Tech's defense held Pittsburgh to a season-low 177 yards. The Hokies sacked Pickett twice and forced a fumble.

SCORING	1	2	3	4	F
Pitt	0	0	0	0	0
Virginia Tech	14	7	0	7	28

- 1st - 07:53** VT Mitchell 1 yd run (Johnson kick) (4-90, 1:48)
- 1st - 02:49** VT Pollard 7 yd fumble recovery (Johnson kick)
- 2nd - 12:09** VT Turner 3 yd pass from Hooker (Johnson kick) (12-90, 5:59)
- 2nd - 05:52** VT Hazelton 2 yd pass from Hooker (Johnson kick) (4-25, 2:17)

TEAM STATS	UP	VT
First downs	8	16
Rushing yds.	60	110
Passing yds.	117	153
Punt return yds.	0	39
Passes	11-28-0	10-14-0
Punts-avg.	9-42.8	7-38.6
Fumbles-lost	1-1	4-1
Penalties-yds.	10-67	7-54
Time of poss.	24:43	35:17

INDIVIDUAL STATS

Rushing — VT: Robinson 1-32, McCleave 12-31, Hooker 20-27, Turner 4-18, Steward 4-17, Mitchell 1-1, King 3-0, TEAM 3-(-16); UP: Carter 4-33, AJ Davis 8-24, V Davis 3-15, Patti 1-3, Jacques-Louis 3-(-3), Pickett 8-(-12).

Passing — VT: Hooker 10-13-0 153, Patterson 0-1-0 0; UP: Pickett 10-26-0 103, Patti 1-2-0 14.

Receiving — VT: Robinson 2-74, Keene 2-45, Turner 3-30, Hazelton 1-2, McCleave 2-2; UP: Wayne 4-68, Mack 3-18, Matthews 1-14, Jacques-Louis 1-8, AJ Davis 1-7, V Davis 1-2.

GAME 12



VIRGINIA TECH	30
VIRGINIA	39

SCOTT STADIUM • CHARLOTTESVILLE, VA • NOV. 29, 2019 • ATTENDANCE: 52,619

CHARLOTTESVILLE, Va. – Brian Delaney connected on a 48-yard field goal with 1:23 left to play, and Virginia defensive lineman Eli Hanback recovered a Virginia Tech fumble in the end zone with a minute to go to lift the Cavaliers to a 39-30 victory over the Hokies in this year's Commonwealth Clash played at Scott Stadium.

With the loss, the Hokies fell to 8-4 overall on the season, 5-3 in the ACC and saw their 15-game winning streak over the Cavaliers come to an end. Virginia moved to 9-3 overall, 6-2 in the ACC and won the league's Coastal Division for the first time.

The Hokies led 30-27 after Brian Johnson drilled a career-long 47-yard field goal with 10:58 remaining, but Virginia answered on its ensuing possession, tying the game on Delaney's 25-yard field goal with 7:35 to go.

Tech then drove into Virginia territory on its next possession, but the drive ended when UVA's Noah Taylor intercepted a Hendon Hooker pass at the Virginia 35 with less than 5 minutes remaining. The Cavaliers converted that turnover into Delaney's 48-yard field goal to take a 33-30 lead.

The Hokies' next possession was a mess. Hooker was sacked on the first two plays of the drive, leaving the Hokies with a third-and-21 from the Tech 7. On the next play, Virginia defensive lineman Mandy Alonso sacked Hooker, stripping him of the ball, and Hanback recovered the ball in the end zone for the touchdown with 61 seconds left, all but sealing the game.

The Hokies finished with 483 yards of offense and were led by Hooker, who completed 18 of 30 passes for 311 yards, with a touchdown and two interceptions. He also rushed for 44 yards.

Virginia quarterback Bryce Perkins led the Cavaliers, accounting for 475 yards of offense. He threw for 311 and rushed for 164.

SCORING	1	2	3	4	F
Virginia Tech	3	3	21	3	30
Virginia	13	0	7	19	39

- 1st - 12:14** VA Perkins 39 yd run (Delaney kick failed) (8-75, 2:46)
- 1st - 03:26** VT Johnson 21 yd field goal (8-53, 4:39)
- 1st - 02:32** VA Perkins 67 yd run (Delaney kick) (3-75, 0:54)
- 2nd - 02:06** VT Johnson 26 yd field goal (7-20, 2:49)
- 3rd - 12:52** VT Hooker 34 yd run (Johnson kick) (5-75, 2:08)
- 3rd - 04:42** VT McCleave 1 yd run (Johnson kick) (8-71, 4:22)
- 3rd - 02:24** VA Kemp 25 yd pass from Perkins (Delaney kick) (7-79, 2:18)
- 3rd - 00:48** VT Tuner 61 yd pass from Hooker (Johnson kick) (4-75, 1:36)
- 4th - 13:30** VA Taulapapa 2 yd run (Delaney kick) (5-75, 2:18)
- 4th - 10:58** VT Johnson 47 yd field goal (6-27, 2:32)
- 4th - 07:35** VA Delaney 25 yd field goal (5-67, 3:23)
- 4th - 01:23** VA Delaney 48 yd field goal (9-34, 3:24)
- 4th - 01:01** VA Hanback 0 yd fumble recovery (TEAM rush failed)

TEAM STATS	VT	VA
First downs	25	14
Rushing yds.	172	181
Passing yds.	311	311
Punt return yds.	62	19
Passes	18-30-2	20-33-1
Punts-avg.	4-45.8	6-43.3
Fumbles-lost	2-2	0-0
Penalties-yds.	8-67	7-62
Time of poss.	33:39	26:21

INDIVIDUAL STATS

Rushing — VT: McCleave 16-86, Hooker 21-44, Turner 3-25, King 3-11, Keene 2-6; VA: Perkins 19-164, Taulapapa 6-17.

Passing — VT: Hooker 18-30-2 311; VA: Perkins 20-33-1 311

Receiving — VT: Tuner 7-134, Hazelton 7-118, Robinson 3-45, Keene 1-14; VA: Dubois 4-139, Reed 5-66, Jana 4-56, Kemp 3-32, Cowley 3-9, Kelly 1-9.

GAME 13



VIRGINIA TECH 30
KENTUCKY 37

BANK OF AMERICA • CHARLOTTE, NC • DEC. 31, 2019 • ATTENDANCE: 44,138

Kentucky quarterback Lynn Bowden Jr. threw a touchdown pass to Josh Ali with 15 seconds left to push the Wildcats past Virginia Tech 37-30 in the 2019 Belk Bowl played Tuesday afternoon at Bank of America Stadium.

With the loss, the Hokies closed the season with an 8-5 record. Kentucky also finished the season with an 8-5 mark.

Virginia Tech took a 30-24 lead on a 27-yard field goal by Brian Johnson with 12:47 remaining, but the Wildcats answered with their game-winning drive after taking possession following a Tech punt with 8:25 remaining. Kentucky marched 85 yards in 18 plays, converting twice on fourth down and scoring on Bowden's 13-yard touchdown pass to Ali. The Wildcats made the extra point to take a 31-30 lead.

Kentucky's Akeem Hayes returned a fumble 28 yards for a touchdown on the game's final play to account for the final margin.

Tech tailback Deshawn McCleese paced the Hokies, rushing for a career-high 126 yards and scored on a 43-yard run in the third quarter, while Hendon Hooker completed 12 of 22 for 110 yards and two scores. He completed touchdown passes of 18 yards to Damon Hazelton in the first quarter and 6 yards to Dalton Keene in the second quarter.

The Hokies finished with 329 yards of offense.

Bowden, the game's MVP, rushed for 233 yards and two touchdowns on 34 carries to lead Kentucky, which rushed for 331 yards and finished with 404 total yards.

KEY PLAY

Arguably the biggest play of the game came when Kentucky faced fourth-and-7 from its own 43 in the final few minutes. The Hokies needed a stop to all but seal the game, but the Wildcats converted when Bowden completed a 9-yard pass to Ali, who made a difficult catch at the Tech 48 for the first down. The catch, which extended what would be the game-winning drive, was the first of two fourth-down situations that the Wildcats converted – the other was a fourth-and-1 from the Tech 26 with 1:01 remaining – and certainly the biggest.

SCORING	1	2	3	4	F
Virginia Tech	10	7	10	3	30
Kentucky	7	7	10	13	37

- 1st - 11:15** VT Johnson 54 yd field goal (10-39, 3:45)
- 1st - 04:20** UK Bowden 25 yd run (Ruffolo kick) (12-80, 6:48)
- 1st - 02:04** VT Hazelton 18 yd pass from Hooker (Johnson kick) (5-75, 2:16)
- 2nd - 10:20** VT Keene 6 yd pass from Hooker (Johnson kick) (9-60, 4:40)
- 2nd - 00:53** UK Rodriguez 2 yd run (Ruffolo kick) (8-64, 4:09)
- 3rd - 11:29** UK Ruffolo 40 yd field goal (7-43, 3:31)
- 3rd - 09:57** VT McCleese 43 yd run (Johnson kick) (4-76, 1:26)
- 3rd - 7:57** UK Bowden 61 yd run (Ruffolo kick) (5-75, 2:00)
- 3rd - 03:13** VT Johnson 40 yd field goal (12-53, 4:44)
- 4th - 12:47** VT Johnson 27 yd field goal (6-30, 2:46)
- 4th - 00:15** UK Ali 13 yd pass from Bowden (Ruffolo kick) (18-85, 8:10)
- 4th - 00:00** UK Wright 28 yd fumble recovery

TEAM STATS	VT	UK
First downs	20	22
Rushing yds.	33-219	55-331
Passing yds.	110	73
Punt return yds.	11	10
Passes	12-22-0	6-13-1
Punts-avg.	2-41.5	2-36.5
Fumbles-lost	1-1	3-1
Penalties-yds.	2-30	6-65
Time of poss.	24:14	35:46

INDIVIDUAL STATS

Rushing — VT: McCleese 11-126, Hooker 12-50, King 7-25, Turner 2-13, Robinson 1-5; UK: Bowden 34-233, Rose 10-69, Rodriguez 6-18, Smoke 4-7, Thomas 1-4.

Passing — VT: Hooker 12-22-0 110; UK: Bowden 6-12-1 73, Smith 0-1-0 0

Receiving — VT: Mitchell 3-36, Hazelton 1-21, Robinson 2-18, McCleese 2-17, Turner 1-11, Keene 1-6, King 2-5, Hooker 0-(-4); UK: Ali 4-52, Rigg 1-16, Thomas 1-5.